

# ARKANSAS RAZORBACKS

Saturday, September 22, 2018 • 6:30 p.m. • Jordan-Hare Stadium (87,451) • Auburn, Ala.

## BROADCAST INFORMATION

### SEC NETWORK

Tom Hart, Play-By-Play  
Jordan Rodgers, Analyst  
Cole Cubelic, Reporter

### RAZORBACK/IMG SPORTS NETWORK

Chuck Barrett, Play-By-Play  
Quinn Grovey, Analyst  
Geno Bell, Reporter

### SPORTS USA

Josh Appel, Play-By-Play  
Gary Barnett, Analyst

### SIRIUS/XM RADIO

Sirius Channel 98  
XM Channel 386

## COACHING STAFF

### ON THE FIELD (Year at Arkansas)

Chad Morris - Head Coach (1st)  
Steve Caldwell - Defensive Line (1st)  
Ron Cooper - Secondary (1st)  
Dustin Fry - Offensive Line (1st)  
Jeff Traylor - Associate Head Coach/Running Backs (1st)  
John Scott Jr. - Defensive Line (2nd)  
Justin Stepp - Wide Receivers (1st)

### IN THE BOOTH

John Chavis - Defensive Coordinator/Linebackers (1st)  
Joe Craddock - Offensive Coordinator/Quarterbacks (1st)  
Barry Lunney Jr. - Tight Ends (6th)  
Mark Smith - Secondary (1st)

## FOUR DOWNS

68

>>>>>>

Maleek Williams scored his first career TD with the longest play of the season for the Razorbacks with a 68-yard run last week.

12

>>>>>>

De'Jon Harris notched his second 10+ tackle game in the season's first three and leads the SEC in tackles with 32.

11

>>>>>>

The Razorbacks completed passes to 11 different receivers last week against North Texas.

7

>>>>>>

The Arkansas defense forced seven 3 & Outs against North Texas in 20 drives last week.

## THE MATCHUP



### ARKANSAS RAZORBACKS (1-2, 0-0 SEC)

AP/Coaches Rank: NR/NR

Head Coach: Chad Morris (Texas A&M, 1992)

Career Record: 15-24 (4th season)

Record at Arkansas: 1-2 (1st season)

at



### AUBURN TIGERS (2-1, 0-1 SEC)

AP/Coaches Rank: 9/11

Head Coach: Gus Malzahn (Henderson State, 1990)

Career Record: 56-26 (7th season)

Record at Auburn: 47-23 (6th season)

## THE RUNDOWN

• The Razorbacks open Southeastern Conference play at Auburn on Saturday in Arkansas' second road game of the season.

• Auburn leads the all-time series 14-12-1 in a series dating back to a date in Memphis at the 1984 Liberty Bowl. The Tigers took the series lead thanks to winning four of the last five meetings with the Hogs' win coming in a 40T thriller in 2015.

• Arkansas last opened up its SEC slate with Auburn in 2014 when the two teams opened the season at Jordan-Hare Stadium.

• The Hogs have not won a league-opener since 2010 when the No. 12 Razorbacks beat Georgia 31-24 between the hedges in Athens. Arkansas' last road SEC opening win came in 2006 at Vanderbilt.

• Both Arkansas head coach Chad Morris and Auburn head coach Gus Malzahn are former high school coaches with Morris coaching high school ball in Texas and Malzahn coaching in Arkansas. Both won state championships at the high school level before making the jump to college. The duo also both spent time as the offensive coordinator at Tulsa.

• De'Jon Harris made 12 tackles against North Texas last week to register his second straight 10+ tackle performance after the junior made 11 stops at Colorado State. Harris has led the Hogs in tackles in each of the last two games after Dre Greenlaw paced the team with 10 tackles - all in the first quarter - in the season opener against Eastern Illinois.

• Armon Watts has a sack in each of the first three games, the first three sacks of the senior's career. Derrick Munson and D'Vone McClure are the only other Hogs with sacks this season.

## TEAM LEADERS

### PASSING

#### COLE KELLEY

31/56 (55.4%)  
379 YARDS  
3 TD/4 INT



### RUSHING

#### DEVWAH WHALEY

45 ATTEMPTS  
205 YARDS  
2 TD



### RECEIVING

#### La'MICHAEL PETTWAY

11 RECEPTIONS  
173 YARDS  
3 TD



### TACKLES

#### DE'JON HARRIS

32 TACKLES  
1.0 TFL  
4 PBU



## 2018 SCHEDULE & RESULTS



**EASTERN ILLINOIS**  
Sept. 1  
Fayetteville, Ark.  
SEC Network  
W 55-20



**COLORADO STATE**  
Sept. 8  
Ft. Collins, Colo.  
CBSSN  
L 34-27



**NORTH TEXAS**  
Sept. 15  
Fayetteville, Ark.  
SEC Network-Alt  
L 44-17



**at AUBURN**  
Sept. 22  
Auburn, Ala.  
SEC Network  
6:30 p.m.



**vs. TEXAS A&M**  
Sept. 29  
Arlington, Texas  
ESPN  
11 a.m.



**ALABAMA**  
Oct. 6  
Fayetteville, Ark.



**OLE MISS**  
Oct. 13  
Little Rock, Ark.



**TULSA**  
Oct. 20  
Fayetteville, Ark.



**VANDERBILT**  
Oct. 27  
Fayetteville, Ark.



**LSU**  
Nov. 10  
Fayetteville, Ark.



**at MISS. STATE**  
Nov. 17  
Starkville, Miss.



**at MISSOURI**  
Nov. 23  
Columbia, Mo.  
CBS  
1:30 p.m.

## THE GAME: ARKANSAS at AUBURN

### SERIES HISTORY

Auburn leads 14-12-1

### STATISTICAL BREAKDOWN: ARKANSAS at AUBURN

Date	UA/Opp Rank	Site	Result	Arkansas	Rank: SEC (FBS)	Category	Auburn	Rank: SEC (FBS)
Dec. 27, 1984	NR/11	Memphis, Tenn.	L, 21-15	33.0	10 (60)	Scoring Offense	35.0	9 (53)
Oct. 31, 1992		Auburn, Ala.	T, 24-24	402.0	12 (80)	Total Offense	438.3	9 (58)
Oct. 30, 1993		Fayetteville, Ark.	L, 31-21	168.3	10 (75)	Rushing Offense	235.3	6 (28)
Oct. 29, 1994	NR/4	Auburn, Ala.	L, 31-14	233.7	8 (69)	Passing Offense	203.0	10 (84)
Oct. 28, 1995	NR/11	Little Rock, Ark.	W, 30-28	32.7	13 (99)	Scoring Defense	15.7	10 (25)
Nov. 2, 1996		Auburn, Ala.	L, 28-7	403.3	13 (90)	Total Defense	324.3	8 (41)
Oct. 25, 1997	NR/11	Fayetteville, Ark.	L, 26-21	316.0	13 (119)	Pass Defense	234.3	10 (82)
Oct. 31, 1998	14/NR	Auburn, Ala.	W, 24-21	87.3	4 (16)	Rushing Defense	90.0	5 (18)
Oct. 30, 1999		Fayetteville, Ark.	W, 34-10	19.9	8 (75)	Kickoff Return Avg.	20.1	7 (72)
Oct. 28, 2000	NR/25	Auburn, Ala.	L, 21-19	23.0	2 (12)	Punt Return Avg.	12.0	6 (44)
Oct. 27, 2001	NR/17	Fayetteville, Ark.	W, 42-17	30:31	9 (66)	Time of Possession	28:26	11 (90)
Oct. 12, 2002	NR/24	Auburn, Ala.	W, 38-17	34.8%	13 (97)	3rd Down Conv. Pct.	37.5%	10 (80)
Oct. 11, 2003	7/NR	Fayetteville, Ark.	L, 10-3	29.2%	5 (23)	Opp. 3rd-D Conv. Pct.	30.6%	7 (28)
Oct. 16, 2004	NR/4	Auburn, Ala.	L, 38-20	0.0	10 (63)	Turnover Margin	0.0	10 (63)
Oct. 15, 2005	NR/21	Fayetteville, Ark.	L, 34-17	29.1	14 (125)	Net Punting	42.4	3 (15)
Oct. 7, 2006	NR/2	Auburn, Ala.	W, 27-10	7	1 (1)	Fumbles Recovered	2	4 (43)
Oct. 13, 2007	NR/22	Fayetteville, Ark.	L, 9-7	0	11 (93)	Passes Intercepted	4	3 (16)
Oct. 11, 2008	NR/20	Auburn, Ala.	W, 25-22	8	1 (1)	Fumbles Lost	4	13 (113)
Oct. 10, 2009	NR/17	Fayetteville, Ark.	W, 44-23	8	1 (8)	Turnovers Gained	6	4 (26)
Oct. 16, 2010	12/7	Auburn, Ala.	L, 65-43	8	14 (121)	Turnovers Lost	6	12 (98)
Oct. 8, 2011	10/15	Fayetteville, Ark.	W, 38-14	119.5	13 (100)	Passing Efficiency	137.3	12 (69)
Oct. 6, 2012		Auburn, Ala.	W, 24-7	132.7	10 (80)	Pass Efficiency Defense	111.4	8 (44)
Nov. 2, 2013	NR/8	Fayetteville, Ark.	L, 35-17	20	8 (72)	Fewest Penalties	25	14 (111)
Aug. 30, 2014	NR/6	Auburn, Ala.	L, 45-21	170	7 (63)	Fewest Yards Penalized	252	14 (121)
Oct. 24, 2015		Fayetteville, Ark.	W, 54-46 (40T)	1.67	9 (74)	Sacks	3.3	1 (14)
Oct. 22, 2016	17/21	Auburn, Ala.	L, 56-3	7.3	3 (30)	Tackles for Losses	8.3	2 (20)
Oct. 21, 2017	NR/21	Fayetteville, Ark.	L, 52-20	62	10 (67)	First Downs	74	5 (27)
				2.33	12 (85)	Sacks Allowed	1.0	4 (21)
				6.33	13 (83)	Tackles for Loss Allowed	3.67	3 (9)
				61	13 (84)	First Downs Allowed	55	10 (61)
				90.0%	8 (52)	Red Zone Offense	75.0%	14 (103)
				85.7%	10 (69)	Red Zone Defense	80.0%	8 (47)

### INSIDE THE SERIES

All-Time Record: Auburn leads 14-12-1

In Fayetteville: Auburn leads 7-6

In Auburn: Auburn leads 6-5-1

In Little Rock: Arkansas leads 1-0

In Memphis: Auburn leads 1-0

Most points scored by Arkansas: 54 (2015)

Most points scored by Auburn: 65 (2010)

Largest margin of victory by Arkansas: 25 (2001)

Largest margin of victory by Auburn: 53 (2016)

### 100-YARD RUSHING GAMES

Player	Date	Rushes	Yards	TDs
Alex Collins	10/24/15	25	105	1
Jonathan Williams	11/2/13	15	104	0
Michael Smith	10/10/09	18	145	1
Michael Smith	10/11/08	35	176	1
Darren McFadden	10/7/06	28	145	1
Felix Jones	10/7/06	13	104	1
Darren McFadden	10/15/05	13	108	2
Fred Talley	10/12/02	21	241	1
Fred Talley	10/28/00	26	161	1
Chryst Chukwuma	10/30/99	19	115	1
Madre Hill	10/28/95	45	186	1

### 300-YARD PASSING GAMES

Player	Date	C-A	Yards	TDs
Tyler Wilson	10/16/10	25-34	332	4
Clint Stoerner	10/25/97	20-43	325	2

### 100-YARD RECEIVING GAMES

Player	Date	Rec.	Yards	TDs
Greg Childs	10/16/10	9	164	2
Anthony Eubanks	10/25/97	9	167	1
Anthony Eubanks	10/28/95	8	108	1

### TOTALS

100-Yard Rushing Games (Players): 11 (8)

300-Yard Passing Games (Players): 2 (2)

100-Yard Receiving Games (Players): 3 (2)

### INDIVIDUAL STATS

ARKANSAS					AUBURN				
Rushing					Rushing				
	Att.	Yds.	Avg.	TD		Att.	Yds.	Avg.	TD
Devwah Whaley	45	205	4.6	2	JaTarvious Whitlow	44	254	5.8	2
Maleek Williams	8	91	11.4	1	Shaun Shivers	21	149	7.1	2
Chase Hayden	20	87	4.3	0	Kam Martin	31	124	4.0	1
Passing					Passing				
	Comp.	Att.	Yds.	TD/Int.		Comp.	Att.	Yds.	TD/Int.
Cole Kelley	31	56	379	3/4	Jarrett Stidham	48	75	584	3/2
Ty Storey	17	30	297	3/2	Malik Willis	1	2	3	0/0
Connor Noland	4	7	25	0/1	Receiving				
Receiving						Rec.	Yds.	Avg.	TD
LaMichael Pettway	11	173	15.7	3	Ryan Davis	13	109	8.4	0
Jordan Jones	7	147	21.0	1	Chandler Cox	7	72	10.3	0
TJ Hammonds	4	84	21.0	1	Darius Slayton	6	74	12.3	1
Mike Woods	4	61	15.2	0	Kam Martin	6	47	7.8	0
Punting					Punting				
	No.	Yds.	Avg.	Long		No.	Yds.	Avg.	Long
Reid Bauer	11	399	36.3	42	Arryn Siposs	9	398	44.2	55
Punt Returns					Punt Returns				
	No.	Yds.	Avg.	Long		No.	Yds.	Avg.	Long
Deon Stewart	2	46	23.0	45	Ryan Davis	7	66	9.4	32
Kickoff Returns					Kickoff Returns				
	No.	Yds.	Avg.	Long		No.	Yds.	Avg.	Long
De'Vion Warren	5	125	25.0	34	JaTarvious Whitlow	3	80	26.7	36
Tackles					Noah Igbinoghene	2	45	22.5	27
	UT-AT	TT	TFL	Other	Tackles				
De'Jon Harris	11-21	32	1.0	4 PBU		UT-AT	TT	TFL	Other
Santos Ramirez	12-8	20	0.0	1 FR	Dashaun Davis	14-10	24	4.5	1.0 SACK
Bumper Pool	3-10	13	1.5	1 FR	Derrick Brown	11-4	15	1.5	1.0 SACK
Kamren Curl	7-5	12	0.0	3 PBU	Darrell Williams	9-5	14	1.0	1 FR
					Jeremiah Dinson	6-6	12	1.5	1.0 SACK

LAST MEETING: AUBURN 52, ARKANSAS 20

Score by Quarters	1	2	3	4	Total
Auburn	10	7	28	7	52
Arkansas	3	3	7	7	20

**Qtr Time Scoring play**

1st	11:39	AU - Jarrett Stidham 15 yd run (Daniel Carlson kick), 7-80 2:32
	07:57	AR - Connor Limpert 34 yd field goal, 9-59 3:42
	01:04	AU - Daniel Carlson 21 yd field goal, 15-67 6:53
2nd	03:07	AU - Kerryon Johnson 2 yd run (Daniel Carlson kick), 7-41 2:08
	00:40	AR - Connor Limpert 38 yd field goal, 7-55 2:27
3rd	12:10	AU - Kamryn Pettway 2 yd run (Daniel Carlson kick), 10-75 2:50
	07:33	AU - Kamryn Pettway 38 yd run (Daniel Carlson kick), 4-70 1:35
	04:13	AU - Darius Slayton 62 yd pass from Ryan Davis (Daniel Carlson kick), 1-62 0:11
	03:57	AR - De'Vion Warren 100 yd kickoff return (Connor Limpert kick)
	00:28	AU - Kamryn Pettway 11 yd run (Daniel Carlson kick), 3-23 1:02
4th	09:44	AU - Devan Barrett 4 yd pass from Malik Willis (Daniel Carlson kick), 6-80 2:54
	03:07	AR - Devwah Whaley 2 yd run (Connor Limpert kick), 13-75 6:37

	AU	AR
<b>FIRST DOWNS</b>	26	19
<b>RUSHES-YARDS (NET)</b>	47-345	42-171
<b>PASSING YDS (NET)</b>	284	163
Passes Att-Comp-Int	30-21-1	26-15-0
<b>TOTAL OFFENSE PLAYS-YARDS</b>	77-629	68-334
Fumble Returns-Yards	0-0	0-0
Punt Returns-Yards	0-0	1-2
Kickoff Returns-Yards	1-29	1-100
Interception Returns-Yards	0-0	1-7
Punts (Number-Avg)	2-36.5	6-45.0
Fumbles-Lost	1-1	4-3
Penalties-Yards	3-25	7-50
Possession Time	31:10	28:50
Third-Down Conversions	9 of 15	5 of 16
Fourth-Down Conversions	0 of 1	2 of 2
Red-Zone Scores-Chances	6-7	3-3
Sacks By: Number-Yards	6-34	0-0

**RUSHING:** Auburn-Kamryn Pettway 11-90; Kerryon Johnson 21-63; Malik Willis 2-62; Jarrett Stidham 4-49; Eli Stove 1-45; Malik Miller 5-22; Devan Barrett 2-10; Kam Martin 1-4. Arkansas-David Williams 14-86; Chase Hayden 2-42; Devwah Whaley 9-31; Cole Kelley 15-14; Deon Stewart 2-minus 2.

**PASSING:** Auburn-Jarrett Stidham 19-28-1-218; Malik Willis 1-1-0-4; Ryan Davis 1-1-0-62. Arkansas-Cole Kelley 15-26-0-163.

**RECEIVING:** Auburn-Ryan Davis 8-63; Darius Slayton 4-146; Eli Stove 3-6; Kerryon Johnson 2-15; N. Craig-Myers 1-26; Will Hastings 1-22; Devan Barrett 1-4; Chandler Cox 1-2. Arkansas-Jonathan Nance 3-25; Cheyenne O'Grady 3-25; Jordan Jones 2-33; Brandon Martin 2-27; Chase Hayden 1-23; La'Michael Pettway 1-16; Deon Stewart 1-12; Will Gragg 1-3; Devwah Whaley 1-minus 1.

**INTERCEPTIONS:** Auburn-None. Arkansas-Kevin Richardson II 1-7.

**FUMBLES:** Auburn-Malik Miller 1-1. Arkansas-Cole Kelley 3-2; Henre' Toliver 1-1.

Auburn (6-2,4-1) vs. Arkansas (2-5,0-4)

Date: Oct 21, 2017 • Site: Fayetteville, Ark. • Stadium: DWRRS

Attendance: 71961

Kickoff time: 6:39 pm • End of Game: 10:01 pm • Total elapsed time: 3:22

Officials: Referee: David Smith; Umpire: Johnny Hibbett; Linesman: Keith Johnson;

Line judge: Marc Bovos; Back judge: Wayne Gautney; Field judge: Mike Boshers;

Side judge: Rob Skelton; Center judge: Kevin Vicknair;

Temperature: 74 deg • Wind: SE 10mph • Weather: partly cloudy

## IN DEPTH CHART: OFFENSE

WR



### 16 La'Michael Pettway ||| 6-2, 219, Jr.

Started three of nine games played in 2017 grabbing six passes for 92 yards with a long reception of 25 yards ... Played in 10 games in 2016, receiving his first touchdown against Alcorn State (10/1/16).

	REC	YDS	TD
2018	11	173	3
2017	6	92	0
2016	1	10	1
Totals	18	275	4

### 8 Mike Woods ||| 6-1, 190, Fr.

Made his debut 9/8 ... Three-star recruit by ESPN and 247Sports ... Early enrollee who went through spring practice ... Chose Arkansas over Vanderbilt, Washington State, Texas Tech and others.

	REC	YDS	TD
2018		61	0
Totals	4	61	0

TE



### 44 Austin Cantrell ||| 6-3, 263, Jr.

Started a career high 10 games in 2017 after starting five in 2016...Had at least one reception in eight games ... Recorded a career high 39 receiving yards against Texas A&M (9/23/17), including a career-long grab in the fourth-quarter.

	REC	YDS	TD
2018	8	53	1
2017	13	85	0
2016	13	120	2
Totals	28	258	3

### 18 Jeremy Patton ||| 6-5, 253, Sr.

Played in 11 games with six starts ... Started against South Carolina, Auburn, Ole Miss, Coastal Carolina, LSU and Mississippi State ... Caught 11 passes for 189 yards, which led all tight ends on the team, for a 17.2 per-catch average.

	REC	YDS	TD
2018	4	39	0
2017	11	189	0
Totals	15	228	0

LT



### 73 Noah Gatlin ||| 6-7, 293, Fr.

Started his first career game 9/8 ... Consensus three-star recruit ... Helped pave the way for Jonesboro HS to 2,395 yards, averaging 6.8 yards per carry ... Chose Arkansas over Mississippi State, Arizona State and others.

	GP	GS
2018	3	2
Totals	3	2

### 57 Shane Clenin ||| 6-6, 302, R-Fr.

Redshirted during his first year on campus ... Consensus three-star prospect by ESPN, Rivals, Scout and 247Sports ... Rated the No. 1 offensive tackle in the state of Missouri by Scout ... The first-ever Division I signee from Jefferson HS.

	GP	GS
2018	1	1
Totals	1	1

LG



### 66 Ty Clary ||| 6-4, 288, So.

Started the first four games of the 2017 season at right guard, his freshman year, and played in seven total on the line ... Did not allow a sack in 115 snaps last season ... Three-star recruit from Fayetteville HS.

	GP	GS
2018	3	2
2017	7	4
Totals	10	6

### 54 Austin Capps ||| 6-4, 311, Jr.

Making the transition from the defensive line to the offensive line ... Appeared in all 12 games in 2017 and 12-of-13 in 2016 ... Totaled 22 tackles last season on 272 defensive snaps ... A four-star recruit by ESPN, Scout and 247Sports.

	GP	GS
2018	3	0
2017	12	0
2016	12	0
Totals	26	0

C



### 51 Hjalte Froholdt ||| 6-5, 315, Sr. >>> Preseason second-team All-SEC

Saw action in 747 snaps last season starting all 12 games at left guard ... Did not allow a sack all season across 389 snaps in pass protection in 2017, graded as No. 9 offensive lineman in the SEC and No. 2 guard according to PFF.

	GP	GS
2018	3	3
2017	12	12
2016	13	13
2015	10	0
Totals	38	28

### 69 Dylan Hays ||| 6-3, 294, So.

Played in 10 games last season, participating in 43 defensive snaps ... moved to the offensive line for three of the last four games of the season, seeing action in 32 offensive snaps.

	GP	GS
2018	0	0
2017	10	0
Totals	10	0

RG



### 62 Johnny Gibson ||| 6-4, 319, Sr.

Started all 12 games and played a team-high 807 offensive snaps ... Started six games at right guard, four games at right tackle and once at left tackle ... Allowed one sack and four total pressures over the last five games of 2017.

	GP	GS
2018	3	3
2017	12	12
Totals	15	15

### 68 Kirby Adcock ||| 6-5, 280, R-Fr.

Redshirted during his first year on campus ... Tabbed the No. 4 player in Arkansas being a consensus three-star prospect by ESPN, Rivals, Scout and 247Sports ... Winner of the 2016 Willie Roaf Award, given to the best HS OL in Arkansas.

	GP	GS
2018	2	1
Totals	2	1

RT



### 60 Brian Wallace ||| 6-6, 320, Sr. >>> Preseason third-team All-SEC

Played in 11 games while starting the final seven games of 2017 at right tackle ... Played a total of 468 offensive snaps last season, allowing only three sacks.


	GP	GS
2018	3	3
2017	11	7
2016	12	10
2015	0	3
Totals	26	24

### 78 Dalton Wagner ||| 6-9, 302, R-Fr.

Redshirted his initial year with the program ... Consensus three-star prospect according to ESPN, Rivals, Scout and 247Sports ... Chose Arkansas over Louisville, Utah, California, Vanderbilt and others.

	GP	GS
2018	2	0
Totals	2	0

QB



### 4 Ty Storey ||| 6-2, 215, Jr.

Earned his first career start 9/8 ... Saw action in two games in 2017 but did not record any passing statistics ... Was a consensus four-star recruit and chose Arkansas over Alabama, Auburn and others.

	C-A-I	YDS	TD
2018	17-30-2	297	3
2017	0-0-0	0	0
2016	1-4-0	3	0
Totals	18-34-2	300	3

### 15 Cole Kelley ||| 6-7, 258, So.

Saw action in nine games, starting four (at No. 1 Alabama, No. 21 Auburn, at Ole Miss, Coastal Carolina) last season ... Earned SEC Freshman of the Week after leading Arkansas to a comeback win at Ole Miss.

	C-A-I	YDS	TD
2018	31-56-4	379	3
2017	80-151-3	1,130	8
Totals	111-207-7	1,509	12

RB



### 21 Devwah Whaley ||| 5-11, 209, Jr.

Career-high 165 yards 9/8 ... Started 11 of 12 games last season ... Finished as the team's second leading rusher ... One of two SEC running backs to score a touchdown rushing or receiving in each of the last six regular season games.

	ATT	YDS	TD
2018	45	205	2
2017	127	557	7
2016	110	602	3
Total	282	1,366	12

### 2 Chase Hayden ||| 5-10, 200, So.

Played seven games and was third on the team in rushing yards ... 326 rushing yards was tops on the team before an injury in the seventh ... Four rushing TDs led all SEC freshman before his injury.

	ATT	YDS	TD
2018	20	87	0
2017	61	326	4
Totals	81	405	4

WR



### 1 Jared Cornelius ||| 5-11, 203, Sr.

Started two of three games played in 2017 before sustaining an Achilles injury in the third game of the season ... Recorded five receptions for 43 yards and one touchdown ... Averaged 16.09 yards per catch in 2016.

	REC	YDS	TD
2018	2	21	0
2016	32	515	4
2015	24	393	3
2014	18	212	2
Totals	81	1,190	10

### 9 De'Vion Warren ||| 5-10, 180, So. >>> Preseason third-team All-SEC

Saw action in all 12 games last season, as the primary kick returner ... Returned a kick 100-yards for a touchdown against Auburn ... Averaged 26.4 yards per return last season ... A four-star prospect by ESPN out of high school.

	REC	YDS	TD
2018	2	3	0
2017	1	5	0
Totals	3	2	0

WR



### 7 Jonathan Nance ||| 6-0, 190, Sr.

Played 11 games with six starts ... Led the team in receptions (37), receiving yards (539) and receiving touchdowns (5) ... Also rushed five times for 62 yards, including a season-long 40-yard run ... Longest reception was 54 yards.

	REC	YDS	TD
2018	1	2	0
2017	37	539	5
Totals	38	537	5

### 13 Deon Stewart ||| 5-11, 161, Jr.

Was a mainstay in the Razorback offense in 2017, seeing action in all 12 games last season, recording 33 catches for 404 yards ... Was the primary return specialist in 2016, recording 419 kick return yards on 21 returns.

	REC	YDS	TD
2018	4	22	0
2017	33	404	3
2016	2	34	0
Totals	39	460	3



## IN DEPTH CHART: DEFENSE

	U-A-T	TFL	SACK
2018	5-4-9	25-9	0-0-0
2017	15-22-37	75-33	25-19
2016	8-19-27	55-23	25-13
Totals	28-45-73	155-65	50-32

### 3 McTelvin Agim ||| 6-3, 279, Jr.

Started 11 of 12 games played at defensive end ... Posted 37 tackles, the second-most among defensive linemen on the team ... Finished second on the team in tackles for loss (7.5) ... Tied for third on the team in sacks (2.5) last season.



DE

	U-A-T	TFL	SACK
2018	3-4-7	0-0-0	0-0-0
2017	0-0-0	0-0-0	0-0-0
2016	0-0-0	0-0-0	0-0-0
Totals	3-4-7	0-0-0	0-0-0

### 91 Michael Taylor ||| 6-2, 248, Sr.

Saw action in two games last season but didn't record any statistics ... Didn't participate in any games in 2016 ... Tallied 50 tackles, including 11.5 for loss and four sacks in his final season at Riverside City College (Calif.) in 2015.



DL

	U-A-T	TFL	SACK
2018	3-6-9	3-0-20	3-0-20
2017	2-2-4	0-0-0	0-0-0
2016	0-1-1	0-0-0	0-0-0
2015	2-0-2	0-0-0	0-0-0
Totals	7-9-16	3-0-20	3-0-20

### 90 Armon Watts ||| 6-5, 298, Sr.

Sacks and forced fumbles in each of the first two games ... Ranked as a three-start prospect ... Chose Arkansas over Missouri, Kentucky, Cincinnati and Wisconsin among others.




DL

	U-A-T	TFL	SACK
2018	1-5-6	1-0-2	0-0-0
2017	8-13-21	3-5	1-0-0
Totals	9-18-27	3-5	1-0-0

### 7 Briston Guidry ||| 6-2, 292, So.

Scored his second career TD vs. EIU ... Played in 11 games during his freshman season, racking up 21 tackles with 3.5 for loss over 280 defensive snaps ... A four-star recruit out of Kenner, La.




DE

	U-A-T	TFL	SACK
2018	1-6-7	1-0-3	0-0-0
2017	10-16-26	15-3	0-0-0
2016	1-3-4	4-0-17	2-0-15
Totals	12-25-37	6-5-23	2-0-15

### 52 TJ Smith ||| 6-3, 304, Jr.

Saw time in five games last season, collecting four tackles including 1.5 for loss ... Redshirted as a true freshman ... Named a three-start recruit ... Chose the Razorbacks over Missouri, Vanderbilt, N. Carolina, Wake Forest and others.




LB

	U-A-T	TFL	SACK
2018	0-2-2	0-0-0	0-0-0
2017	2-4-6	0-0-0	0-0-0
Totals	2-6-8	0-0-0	0-0-0

### 42 Jonathan Marshall ||| 6-3, 301, So.

Saw action in all 12 games last season playing 160 defensive snaps ... Finished with six tackles, including 0.5 for loss and a pair of quarterback hurries ... Three-start recruit that chose Arkansas over TCU, Nebraska and others.




LB

	U-A-T	TFL	SACK
2018	0-1-1	0-0-0	0-0-0
2017	20-22-42	5-5-18	2-0-13
2016	13-10-23	5-5-32	2-5-20
2014	5-3-8	0-5-1	0-0-0
Totals	38-36-74	11-5-51	4-5-33

### 10 Randy Ramsey ||| 6-4, 236, Sr.

Made 2018 debut 9/15 ... Played in all 12 games with eight starts at OLB ... Finished the year with 42 tackles, including 5.5 for loss and 2.0 sacks, six quarterback hurries and one forced fumble.




DE

	U-A-T	TFL	SACK
2018	2-5-7	1-5-3	0-0-0
2017	1-0-1	0-0-0	0-0-0
Totals	3-5-8	1-5-3	0-0-0

### 6 Gabe Richardson ||| 6-3, 240, Jr.

First career start 9/8 ... Saw action in four games in 2017 ... Forced a fumble that was recovered 18 yards for a touchdown by Henre' Toliver in the 2017 season opener against Florida A&M.




LB

	U-A-T	TFL	SACK
2018	3-3-6	0-0-0	0-0-0
2017	3-0-3	0-0-0	0-0-0
Totals	6-3-9	0-0-0	0-0-0

### 27 Hayden Henry ||| 6-2, 222, So.

Saw action in all 12 games ... Played a key role on special teams and recorded three tackles ... Earned a scholarship following the season ... A three-star recruit named the Arkansas Democrat-Gazette Prep Defensive Player of the Year.




LB

	U-A-T	TFL	SACK
2018	1-4-5	0-5-2	0-0-0
2017	3-3-6	0-0-0	0-0-0
Totals	4-7-11	0-5-2	0-0-0

### 22 Deon Edwards ||| 6-1, 212, So.

Played in nine games, primarily on special teams ... Recorded six tackles - five on special teams and one on defense ... A Consensus three-star recruit who chose Arkansas over South Carolina, Missouri, Louisville and others.




LB

	U-A-T	TFL	SACK
2018	11-21-32	1-0-1	0-0-0
2017	66-49-115	8-5-25	3-5-18
2016	18-19-37	2-0-8	1-0-6
Totals	95-89-173	11-5-34	4-5-24

### 8 De'Jon Harris ||| 6-0, 244, Jr. >>> Preseason third-team All-SEC

Led the team in total tackles (115), tackles for loss (8.5) and sacks (3.5) ... First Razorback to lead a team in tackles, tackles for loss and sacks in the same season since at least 1973 ... Played 93 percent of the team's defensive snaps.



CB

	U-A-T	TFL	SACK
2018	3-9-12	2-0-4	0-0-0
2017	22-16-38	3-5-15	1-0-9
Totals	25-25-50	5-5-19	1-0-9

### 31 Grant Morgan ||| 5-11, 220, So.

Saw action in all 12 games totalling 38 tackles, including 3.5 for loss and 1.0 sack ... Played 212 defensive snaps ... Played a season-high 58 snaps and recorded a season-high eight tackles in the season finale against Missouri.



CB

	U-A-T	TFL	SACK
2018	3-7-10	2-0-2	0-0-0
2017	52-51-103	15-15	1-0-14
2016	22-20-42	15-3	1-0-14
2015	46-49-95	3-5-20	1-0-14
Totals	123-127-250	8-5-40	2-0-28

### 23 Dre Greenlaw ||| 6-0, 227, Sr.

Started all 12 games at WLB ... Racked up more than 100 tackles (103) for the first time in his career to finish second on the team for the second time in three seasons ... Ranked fourth in the SEC in double-digit tackle games (6).



CB

	U-A-T	TFL	SACK
2018	3-10-13	1-5-2	0-0-0
Totals	3-10-13	1-5-2	0-0-0

### 16 Bumper Pool ||| 6-2, 223, Fr.

Earned first start 9/8 ... Four-star recruit by 247Sports and Rivals ... As a senior, totaled 166 tackles (108 solo), recorded 14 tackles for loss, four PBUs, forced three fumbles, three INTs ... Chose Arkansas over Alabama, LSU and others.

	U-A-T	TFL	INT
2018	9-2-11	1-0-3	1-0
2017	1-0-1	0-0-0	0-0
2016	33-14-47	0-5-0	2-75
2015	6-4-10	0-0-0	1-8
Totals	49-20-69	1-5-3	4-83

### 11 Ryan Pulley ||| 5-11, 198, Jr.

Sustained a right pectoral injury in the second quarter of the season opener and missed the rest of the season in 2017 ... Started the final 12 games of 2016 and led the team with 13 pass breakups and finished fifth with 47 tackles.

	U-A-T	TFL	INT
2018	6-1-7	0-0-0	0-0
Totals	6-1-7	0-0-0	0-0

### 24 Jarques McClellion ||| 6-0, 173, R-Fr.

Redshirted during initial year with the program ... Consensus three-star prospect by ESPN, Rivals, Scout and 247Sports ... Totaled 46 tackles and 21 pass breakups as a senior ... Selected Arkansas over Florida, Louisville and others.



SS

	U-A-T	TFL	INT
2018	1-5-12	0-0-0	0-0
2017	32-14-46	0-0-0	0-0
Totals	39-19-58	0-0-0	0-0

### 2 Kamren Curl ||| 6-2, 201, So.

Started 11 of 12 games at cornerback ... Played the second-most snaps among all SEC true freshman cornerbacks (690) ... Finished sixth on the team & tied for fourth among SEC freshmen in tackles (46) and tied for the team lead in PBUs.



FS

	U-A-T	TFL	INT
2018	0-1-1	0-0-0	0-0
Totals	0-1-1	0-0-0	0-0

### 11 Myles Mason ||| 6-2, 208, Fr.

Four-star recruit by ESPN ... Top-10 prospect in Alabama by ESPN (No. 10) ... Helped Hewitt-Trussville to an 11-0 overall record and 7-0 mark in region play as a senior in 2017 ... Chose Arkansas over Alabama, Auburn, LSU and others.

	U-A-T	TFL	INT
2018	12-8-20	0-0-0	0-0
2017	34-29-63	2-0-4	1-16
2016	30-13-43	0-0-0	1-24
2015	22-13-35	0-0-0	1-18
Totals	98-63-161	2-0-4	3-58

### 9 Santos Ramirez ||| 6-2, 204, Sr. >>> Preseason third-team All-SEC

Finished third on the team and first among defensive backs in tackles (63) ... One of only three players in the FBS in 2017 to record at least 60 tackles, an interception, eight pass breakups and three fumbles forced.



FS

	U-A-T	TFL	INT
2018	2-1-3	0-0-0	0-0
Totals	2-1-3	0-0-0	0-0

### 17 Joe Foucha ||| 5-11, 198, Fr.

Consensus three-star recruit by 247Sports, ESPN and Rivals ... Had 68 tackles, five interceptions, six forced fumbles, four fumble recoveries and 15 pass breakups as a senior ... Chose Arkansas over Alabama, Auburn, LSU and others.

	U-A-T	TFL	INT
2018	3-4-7	0-0-0	0-0
2017	8-2-10	0-0-0	0-0
Totals	11-6-17	0-0-0	0-0

### 1 Chevin Calloway ||| 5-10, 190, So.

Saw action in all 12 games at cornerback, playing 153 snaps ... Totaled 10 tackles and two pass breakups ... Played a season-high 63 snaps and recorded a season high in tackles (5) and pass breakups (2) in the season finale.



CB

	U-A-T	TFL	INT
2018	0-1-1	0-0-0	0-0
2017	2-0-2	0-0-0	0-0
Totals	2-1-3	0-0-0	0-0

### -OR- 14 Britto Tutt ||| 6-1, 180, Jr.

Earned first career start 9/15 ... Played in eight games and totaled two tackles last season ... Played in 10 games helping the team finish 8-3 as co-champs of the National Northern Conference as a freshman at Ventura College in 2015.

## RAZORBACK TRENDS

	2018	Morris	Streak
Overall	1-2	15-24	L2
At Home	1-1	11-11	L1
On the Road	0-1	4-13	L2
Neutral	0-0	0-0	L2

September	1-2	8-8	L2
October	0-0	4-7	W1
November	0-0	3-9	L1
December-January	0-0	0-0	L1

vs. SEC	0-0	0-0	L1
vs. Non-Conference	1-2	7-8	L2
vs. Ranked Opponents	0-0	1-9	L5

### Record in Games...

Decided by 7 pts or less	0-1	4-5	L1
Decided by 3 pts or less	0-0	2-3	W4
During the day	1-1	6-13	L1
At night	0-1	9-11	L3

### Record When Scoring...

Less than 21 points	0-0	0-8	L9
21+ points	0-1	13-8	L1
30+ points	0-0	13-9	W3
40+ points	0-0	7-5	W1
50+ points	1-0	4-0	W3

### Record When Allowing...

Less than 14 points	0-0	1-0	W11
Less than 21 points	1-0	4-0	W9
21+ points	0-2	7-23	L3

### Record When...

Scoring first	1-0	10-13	W3
Opponents score first	0-2	5-11	L3
Leading after the 1Q	1-1	11-9	L1
Trailing after the 1Q	0-1	2-12	L2
Leading at halftime	1-1	14-1	L1
Trailing at halftime	0-1	1-21	L1
Leading after the 3Q	1-1	10-1	L1
Trailing after the 3Q	0-1	4-24	L2
Tied going into the 4Q	0-0	0-0	W1
In overtime games	0-0	1-1	L1

### Record With...

Less than 300 yards total offense	0-0	0-3	L6
400+ yards total offense	1-1	14-13	L1
500+ yards total offense	0-0	4-3	W1
Less than 100 yards rushing	1-0	2-6	W1
100+ yards rushing	0-2	13-18	L3
200+ yards rushing	0-1	9-5	L1
300+ yards rushing	0-0	2-0	W9
Less than 200 yards passing	0-1	2-5	L2
200+ yards passing	0-1	12-19	L1
300+ yards passing	1-0	6-6	W1
400+ yards passing	0-0	0-1	L2
A 100-yard rusher	0-1	8-7	L1
2+ 100-yard rushers	0-0	2-0	W8

### Record When Allowing...

Less than 200 total yards	0-0	0-0	W6
200+ total yards	1-2	15-24	L2
300+ total yards	1-2	12-23	L2
400+ total yards	0-1	7-19	L2
Less than 100 rush yards	0-2	6-2	L2
100+ rush yards	1-0	8-23	W1
200+ rush yards	0-0	4-19	L3
Less than 200 pass yards	0-0	6-7	L3
200+ pass yards	1-2	9-17	L2
300+ pass yards	0-1	5-8	L1
400+ pass yards	0-0	2-4	L2
A 100-yard rusher	0-0	2-14	L1

### Record When Having...

No turnovers	1-0	7-3	W3
Less than 3 turnovers	1-1	12-15	L1
3 or more turnovers	0-1	2-8	L13
No takeaways	0-0	1-5	L1
Less than 3 takeaways	1-2	9-17	L2
3 or more takeaways	1-0	6-6	W2
Win turnover battle	1-0	12-6	W2
Lost turnover battle	0-1	2-14	L2
Turnovers even	0-1	1-4	L2
More than 30:00 TOP	0-1	10-11	L2
Less than 30:00 TOP	1-1	5-14	L1

## RAZORBACK NOTEBOOK

### QUICK HITS

- Four Razorbacks saw their first career appearances against North Texas: Connor Noland, John Stephen Jones, LaDarrius Bishop and Matthew Phillips.
- Center Hjalte Froholdt made his 28th consecutive start, the longest streak among current Razorbacks.
- Arkansas had five PBUs in the first half and finished with eight. The Razorbacks have had at least five PBUs in each of their first three games. The Razorbacks had five in game one and nine in game two.
- Arkansas had a season-high nine QB hurries vs. North Texas. The Razorbacks only combined for seven QBH in their first two games (three in game one and four in game two).
- Arkansas has forced a fumble in each of its first three games.
- Connor Limpert converted a 54-yard field goal in the second quarter, the longest since 2016 vs. Auburn (Adam McFain - 54 yards).
- Dating back to 2016, 26 of Jared Cornelius' 39 catches have resulted in a first down or a touchdown.
- De'Jon Harris tallied 12 tackles to mark his second-straight game with double-digit tackles, he has led the team in tackles in the last two games.
- Cole Kelley attempted the most passes in a game by a Razorback quarterback since Austin Allen attempted 39 against Missouri in 2016.
- With his 16-yard reception in the first quarter, La'Michael Pettway has caught at least one pass of 15 or more yards in all three games this year.
- Britto Tutt made his first career start against the Mean Green, getting the nod at CB.
- Armon Watts has made one sack in all three games this season.
- Maleek Williams scored his first career touchdown with a 68-yard run late in the fourth quarter.
- Mike Woods hauled in a 25-yard pass from Cole Kelley in the second quarter for his first career reception and finished the game with four catches for a team-high 61 yards, averaging 15.3 yards per reception.

### SEC OPENERS

Arkansas travels to the Plains of Auburn to open Southeastern Conference play against the Tigers. The SEC opening match-up with Auburn is the first since 2014 when the Razorbacks opened the year at Auburn on opening weekend. That game also marks the last time the Razorbacks did not open SEC play against Texas A&M, who the Hogs will take on the Aggies in Arlington, Texas next weekend in the Southwest Classic.

- Arkansas opens the SEC slate at Auburn for the first time since 2014
- The Razorbacks are looking for their first SEC-opening victory since 2011 when the Hogs beat Georgia in the second game of the season

### GETTING STARTED

The Razorbacks average starting field position last week against North Texas was their own 20-yard line while the Mean Green's average starting position was their own 43-yard line. The Hogs surrendered eight drive starting positions in Arkansas territory, not including three more North Texas drives that started near midfield. While the Mean Green were starting near midfield, they kept the Razorbacks deep in their own territory with 16 of the Hogs' 20 drives starting at the 25-yard line or worse, including seven inside the 20-yard line. It marked the second straight game the Razorbacks had a worse starting field position than their opponent (Colorado State 28-yard line, Arkansas 27-yard line). In the opener, Arkansas started their drives with an average field position of their own 39-yard line compared to Eastern Illinois' starting field position of their own 24-yard line.

- In Arkansas' two losses the opponent has had a better average starting field position
- The Razorbacks' average starting field position against North Texas was their own 20-yard line, compared to North Texas' average starting field position of their own 43-yard line
- Arkansas' average starting field position in the second half against UNT was their own 16-yard line

### PETTWAY OFF TO BIG START

WR La'Michael Pettway is off to a hot start for the Razorbacks through the first three games. Pettway leads the team with 11 receptions for 173 yards and three scores. The junior has at least one catch in eight straight games dating back to last season. He snagged four passes for 49 yards last weekend against North Texas. The former Nashville (Ark.) Scrapper ranks 14th in the SEC with 11 receptions and 57.5 receiving yards per game.

- Junior La'Michael Pettway leads Arkansas with 11 receptions, 173 receiving yards and three receiving TDs
- Pettway has multiple catches in all three games this season - EIU 5 rec./93 yards, CSU 2 rec./31 yards, UNT 4 rec./49 yards
- Coming into the season, he had seven catches for 102 yards and one TD

### ARKANSAS DRIVES VS. NORTH TEXAS

Drive Start	Plays-Yards	Result
ARK20	5-25	PUNT
ARK23	1-0	INT
ARK22	8-41	PUNT
ARK23	2-0	INT
ARK30	6-17	PUNT
ARK39	7-61	TD
ARK15	10-49	FG
ARK20	1-0	INT
ARK25	6-55	MISSED FG
ARK14	3-(-6)	PUNT
ARK25	1-6	HALF
ARK25	4-29	INT
ARK09	6-10	PUNT
ARK07	3-5	PUNT
ARK17	4-0	PUNT
ARK08	4-7	PUNT
ARK20	1-0	INT
ARK27	3-3	INT
ARK01	3-3	PUNT
ARK32	1-68	TD

## RAZORBACK NOTEBOOK

### KONSEKVENT (CONSISTENT) FROHOLDT

Senior center and Denmark native Hjalte Froholdt has continued his consistent play into his fourth year on the Hill, leading the team with 211 snaps played. According to Pro Football Focus, the Razorbacks' center has yet to allow a sack over his last 565 snaps of pass protection dating back to last year. This season, Froholdt has made the switch from left guard to center, making the move during preseason practice. Froholdt originally signed with the Razorbacks as a four-star defensive lineman out of IMG Academy in 2014.

- 565 consecutive snaps without allowing a sack
- Froholdt has played in 91.0% of the Razorbacks' snaps over the last three years according to Pro Football Focus

### HARRIS LEADING SEC IN TACKLES

De'Jon Harris enters Week 4 leading the SEC in tackles with 32 total stops and an average of 10.7 tackles per game. He also is tied for the league lead with four pass breakups. Last season, Harris finished second in the league with 115 tackles but led the Razorbacks in total tackles, tackles for loss (8.5) and sacks (3.5) to become the first Razorback to lead the squad in all three of those categories since at least 1973.

### SACKS OF WATTS

Senior Armon Watts has enjoyed a coming out party over the Hogs' first three games this season, registering one sack in all three contests. Watts shares the league lead with Mississippi State's Montez Sweat and Vanderbilt's Kenny Hebert after three weeks. Watts had no sacks in his first three seasons at Arkansas.

### THREE & OUT

The Arkansas defense forced seven 3 & Out drives on Saturday vs. North Texas to push the team's total to 12 through the team's first three games. Add in two 3 & Out drives against Eastern Illinois and three against Colorado State and the Hogs' defense has forced 3 & Outs in 24.5% of the drives they've faced.

### YOUNG HOGS

The Razorbacks' roster has 75 underclassmen, the second-most in the Southeastern Conference. Only Georgia's 87 underclassmen outrank the Hogs in the league. With 75 underclassmen on the roster, that equates to 62% of the Razorbacks' roster as freshmen and sophomores. Arkansas is one of 39 schools in the FBS with underclassmen making up 60+% of the roster and one of six SEC rosters with that distinction (Georgia, Kentucky, Missouri, Auburn, South Carolina).

- Arkansas is one of six SEC schools and one of 39 FBS schools with 60+% of its roster being comprised of underclassmen
- The Razorbacks' roster has 75 underclassmen

### WEARING THE PATCH

Ten players on the 2018 Arkansas roster are wearing the SEC Graduate Patch this season having already earned their undergraduate degree: DL Damani Carter, WR Jared Cornelius, DB Ryder Lucas, OL Deion Malone, LB Tyler Phillips, DB Santos Ramirez, DB Kevin Richardson, QB Ty Storey, OL Brian Wallace and DL Armon Watts.

The special patch on their jersey highlights their academic achievement. The patch features a red and white SEC logo with a "stole" wrapping underneath it emblazoned with the all-important word, "Graduate."



Arkansas is one of 24 schools at the FBS level with at least 10 graduates on the roster this fall. The Hogs are one of four schools from the SEC.

#### FBS SCHOOLS WITH AT LEAST 10 GRADUATES

19	UAB	12	Akron	10	Arkansas
17	Clemson	12	Houston	10	Cincinnati
15	Arizona State	12	Maryland	10	Minnesota
15	Pittsburgh	12	Temple	10	Nevada
14	Baylor	12	Virginia	10	South Carolina
14	Northwestern	11	Kansas	10	Tennessee
14	SMU	11	Old Dominion	10	UCF
12	Alabama	11	Penn State	10	West Virginia

### CAREER 100-YARD RUSHING GAMES

**Devwah Whaley • Jr. • RB (4)**

165, at Colorado State, 2018  
135, Alcorn State, 2016  
119, New Mexico State, 2017  
112, at Mississippi State, 2016

**T.J. Hammonds • Jr. • RB (1)**

119, Coastal Carolina, 2017

**Chase Hayden • So. • RB (1)**

120, Florida A&M, 2017

### CAREER 100-YARD RECEIVING GAMES

**Jared Cornelius • Sr. • WR (3)**

146, Alabama, 2016  
126, vs. Texas A&M, 2016  
106, Alcorn State, 2016

**Jonathan Nance • Sr. • WR (2)**

116, at South Carolina, 2017  
100, vs. Texas A&M, 2017

**Jordan Jones • So. • WR (2)**

132, Eastern Illinois, 2018  
122, Missouri, 2017

### CAREER 200-YARD PASSING GAMES

**Cole Kelley • So. • QB (2)**

264, Coastal Carolina, 2017  
200, at Alabama, 2017

**Ty Storey • Jr. • QB (1)**

261, Eastern Illinois, 2018

### CONSECUTIVE GAMES WITH ...

**A reception ...**

Deon Stewart » 11  
La'Michael Pettway » 8  
Jordan Jones » 6  
Jeremy Patton » 6  
TJ Hammonds » 3

## NEED TO KNOW INFO

Opponent	Captains	Length	Coin Toss	Kick/Receive	Helmet/Jersey/Pants	Attendance	1st Poss.	Opp. 1st Poss.	Result
Eastern Illinois	Cornelius, Froholdt, Greenlaw, Ramirez, Harris	3:22	EIU	ARK Kick	White/White/White	63,342	FG	FUM	W 55-20
at Colorado St.	Patton, Taylor, Wallace, Watts	3:37	CSU	ARK Receive	Chrome/White/White	31,894	INT	FG	L 34-27
North Texas	Agim, Dalton, Malone, Nance	3:53	UNT	ARK Receive	Cardinal/Cardinal/White	62,355	PUNT	PUNT	L 44-17
at Auburn									
vs. Texas A&M									
Alabama									
Ole Miss (LR)									
Tulsa									
Vanderbilt									
LSU									
at Mississippi St.									
at Missouri									

## RAZORBACKS IN THE NFL

# #PRHOGS

As of Sept. 2, 2018

Name	Pos.	NFL Team
Brandon Allen	QB	Los Angeles Rams
Alex Collins	RB	Baltimore Ravens
A.J. Derby	TE	Miami Dolphins
Trey Flowers	DE	New England Patriots
Keon Hatcher	WR	Oakland Raiders
*Hunter Henry	TE	Los Angeles Chargers
**Cody Hollister	WR	New England Patriots
^Jeremiah Ledbetter	DT	Tampa Bay Buccaneers
Mitchell Loewen	DE	New Orleans Saints
*Tevin Mitchel	DB	Oakland Raiders
Jason Peters	OL	Philadelphia Eagles
Darius Philon	DE	Los Angeles Chargers
Frank Ragnow	OL	Detroit Lions
^Dan Skipper	OL	Detroit Lions
Chris Smith	DE	Cleveland Browns
Jeremy Sprinkle	TE	Washington Redskins
Deatrich Wise Jr.	DE	New England Patriots
^David Williams	RB	Denver Broncos
^Jonathan Williams	RB	New Orleans Saints
Jarius Wright	WR	Carolina Panthers

\* Reserve/Injured | \*\* Reserve/Non-Football Injury | ^ on practice squad

## ACTIVE CAREER LEADERS

### TACKLES

Rank	Player, Class	Tackles
1.	Dre Greenlaw, Sr.	250
2.	De'Jon Harris, Jr.	184
3.	Santos Ramirez, Sr.	161
4.	Kevin Richardson, Sr.	109
5.	Randy Ramsey, Sr.	74

### TACKLES FOR LOSS

Rank	Player, Class	TFL
1.	McTelvin Agim, Jr.	15.5
2.	Randy Ramsey, Sr.	11.5
	De'Jon Harris, Jr.	11.5
4.	Dre Greenlaw, Sr.	8.5
5.	TJ Smith, Sr.	6.5
6.	Grant Morgan, So.	5.5

### SACKS

Rank	Player, Class	Sacks
1.	McTelvin Agim, Jr.	5.0
2.	Randy Ramsey, Sr.	4.5
	De'Jon Harris, Jr.	4.5
4.	Armon Watts, Sr.	3.0
5.	Austin Capps, Jr.	2.0
	Dre Greenlaw, Sr.	2.0
	T.J. Smith, Jr.	2.0

### INTERCEPTIONS

Rank	Player, Class	INTs
1.	Kevin Richardson, Sr.	4
	Ryan Pulley, Jr.	4
3.	Santos Ramirez, Sr.	3

### RUSHING

Rank	Player, Class	Yards
1.	Devwah Whaley, Jr.	1,366
2.	T.J. Hammonds, Jr.	370
3.	Chase Hayden So.	405

### RECEPTIONS

Rank	Player, Class	Receptions/Yards
1.	Jared Cornelius, Sr.	81/1,190
2.	Jonathan Nance, Sr.	38/537
3.	Jordan Jones, So.	28/548

## RAZORBACK NOTEBOOK

### WHAT'S NEW IN 2018?

Put simply, a lot is new in the Razorbacks' 125th season of football. Below is a list of what's new for Arkansas football this fall.

- **Head Coach Chad Morris** - The Edgewood, Texas native takes over as the 33rd head coach in Arkansas football history. Morris lands on the Hill after a three-year stint as the head coach at SMU (2015-17) and successful runs as the offensive coordinator at Clemson (2011-14) and Tulsa (2010). Prior to coaching in college, Morris was a Texas high school head coaching legend with his final stop coming at Lake Travis (Austin, Texas) and capped by back-to-back undefeated state championships. Morris wrapped up his high school career 169-38 as a head coach in 16 seasons with three state titles.
- **Coordinators** - Morris brought in two new coordinators with Joe Craddock following Morris from SMU and lured the legendary John Chavis to be the Hogs' defensive coordinator. Craddock held the offensive coordinator position at SMU after following Morris to Dallas from Clemson. Chavis makes his third SEC West stop and fourth in the league after serving at Texas A&M (2015-17), LSU (2009-14) and his alma mater, Tennessee (1995-2008).
- **Coaching Staff** - Six new assistant coaches are on Morris' initial staff. Steve Caldwell returns to the Hill to coach the defensive ends. Caldwell served as the Razorbacks' defensive line coach 2010-12 and coached with Chavis at Tennessee 1995-2008. Ron Cooper was with Chavis at Texas A&M and LSU and will coach the Arkansas safeties. Dustin Fry joins the Razorbacks after coaching the offensive line for Morris at SMU for the last three years. Jeff Traylor is the Associate Head Coach and will work with the running backs after coaching at SMU and Texas. Mark Smith coaches the team's corners and came with Morris from SMU. Justin Stepp works with the Arkansas wide receivers. Stepp coached at Appalachian State and SMU prior to his arrival in Fayetteville.
- **New Strength Coach** - Trumain Carroll serves as the Hogs' new strength coach. Morris named Carroll as the strength coach shortly after his hiring in December and Carroll began transforming the Razorbacks' bodies. Carroll spent all three years with Morris at SMU.
- **New Athletic Trainer** - Dave Polanski is the new man in charge of the Hogs' health. He joins Arkansas after working at Tulsa.
- **Hunter Yurachek** - Arkansas hired new athletic director Hunter Yurachek one day prior to announcing the hiring of Coach Morris. Yurachek has served as the athletic director at Houston, Coastal Carolina and Akron.
- **Donald W. Reynolds Razorback Stadium** - Arkansas' newly added north end zone seating and home locker room will debut this fall.

### WHAT'S BACK IN 2018?

Despite a plethora of newness around the football program this fall, the Razorbacks have some familiar faces back.

- **Assistant Coaches** - Head coach Chad Morris retained two assistant coaches for his new staff. Barry Lunney Jr. is back for his sixth season coaching the Razorback tight ends. The former Hog QB has helped the program garner the nickname #TEU over the last five years with Arkansas the only school in the nation with a tight end taken in the last three NFL Drafts. John Scott is back and coaching the team's defensive tackles. Scott joined the Razorbacks last season as the defensive line coach.
- **Letterwinners and Starters** - Arkansas returns 55 letterwinners from 2017 with 25 on the offensive side of the ball and 25 on the defensive side. Among those 55 letterwinners are 19 returning starters - nine on offense, eight on defense and two on special teams.

### GREENLAW AMONG THE NATION'S BEST TACKLERS

Senior Dre Greenlaw is among the nation's leading active career tacklers. The Fayetteville native ranks 19th in the FBS among active players nationwide, including leading the way in the Southeastern Conference. Greenlaw posted his best season as a Razorback in 2017 with a career-high 103 tackles. The breakout junior season came on the heels of a sophomore season that was cut short due to a foot injury that cost him six games and limited him to 42 tackles. He burst onto the scene as a freshman in 2015, starting in 11 of his 13 games played and making 95 tackles to earn Freshman All-American honors and SEC Defensive Freshman of the Year from Athlon.

#### TOP ACTIVE CAREER TACKLES IN FBS (AS OF SEPT. 3)

Player	School	Year	Pos.	Tackles
1. Andrew Wingard	Wyoming	Sr.	DB	375
2. Azeez Al-Shaair	Fla. Atlantic	Sr.	LB	357
3. Jahlani Tavai	Hawaii	Sr.	LB	318
4. Terrill Hanks	New Mexico St.	Sr.	LB	315
5. Khalil Hodge	Buffalo	Sr.	LB	285
6. Cameron Smith	Southern California	Sr.	LB	280
7. Asauni Rufus	Nevada	Sr.	DB	279
8. Ty Summers	TCU	Sr.	LB	275
9. Marcus Epps	Wyoming	Sr.	DB	273
10. Bryton Barr	Massachusetts	Sr.	LB	272
11. Josh Watson	Colorado State	Sr.	LB	264
12. Tony Lashley	Idaho/Boise State	Sr.	LB	261
12. T.J. Edwards	Wisconsin	Sr.	LB	261
14. Joe Dineen Jr.	Kansas	Sr.	LB	260
15. Peyton Pelluer	Washington State	Sr.	LB	258
16. Malik Fountain	Central Mich.	Sr.	LB	252
17. Rick Gamboa	Colorado	Sr.	LB	251
17. Jalen Young	Fla. Atlantic	Sr.	DB	251
19. Dre Greenlaw	Arkansas	Sr.	LB	250



## RAZORBACK NOTEBOOK

### HARRIS & GREENLAW SEC'S TOP TACKLING DUO RETURN

Linebackers DeJon Harris (115) and Dre Greenlaw (103) combined for 218 total tackles last season to become the SEC's top tackling duo. The pair were the only SEC teammates to accomplish the 100+ tackle feat in 2017 with Harris finishing second in the league and Greenlaw finishing sixth overall. Harris and Greenlaw are one of just two returning pairs of linebackers in the FBS this season that recorded 100+ tackles each last season.

- Harris and Greenlaw were among the leaders in the SEC in tackles with Harris registering seven games of 10+ tackles and Greenlaw collecting six games of 10+ stops.
- Six of Harris' double-digit tackle efforts came in SEC play in 2017.
- Harris' seven double-digit tackle games in a season is the most since All-SEC linebacker Martrell Spaight had eight in 2014.
- Harris finished No. 3 in the SEC and No. 29 in the FBS in solo tackles (66).
- Greenlaw has 11 double-digit tackle efforts since 2015.
- With 11 tackles against Coastal Carolina on Nov. 4, Greenlaw eclipsed 200 for his career. He became just the seventh Razorback in the last 10 seasons to accomplish that feat.
- Greenlaw has led or tied for the team lead in tackles 12 times since his freshman season in 2015.

### DECORATED FROHOLDT ANCHORING O-LINE

Senior Hjalte Froholdt is set to anchor the offensive line in his final season in Fayetteville. The native of Denmark moved to center during fall camp after starring at left guard and starting 25 straight games. The former defensive lineman was tabbed an All-SEC first teamer by Pro Football Focus, All-SEC third team by Phil Steele and a CoSIDA Academic All-District member in 2017 after not allowing a sack over 389 snaps of pass protection. Froholdt has garnered plenty of preseason accolades:

- Second-team All-American & first-team All-SEC (Phil Steele)
- Second-team All-SEC (SEC media & SEC coaches)
- Second-team All-SEC (Lindy's)
- Third-team All-SEC (Athlon)
- Wuerffel Trophy Watch List
- Outland Trophy Watch List
- Allstate AFCA Good Works Team Nominee

### HARRIS = TACKLING MACHINE

Junior DeJon "Scoota" Harris was a tackling machine as a sophomore, racking up a team-best 115 tackles last season. Those tackles helped Harris earn All-SEC first team recognition from Pro Football Focus and second-team All-SEC from the Associated Press. He paced the Hogs in tackles for loss (8.5) and sacks (3.5) to become the first Razorback since at least 1973 to lead Arkansas in tackles, tackles for loss and sacks in the same season. Harris enters his junior season with these preseason honors:

- Second-team All-SEC (Phil Steele)
- Third-team All-SEC (SEC media & SEC coaches)
- Bednarik Award Watch List
- Bronko Nagurski Award Watch List
- Butkus Award Watch List

### WHALEY, HAYDEN ON DOAK WALKER WATCH LIST

Running backs Devwah Whaley and Chase Hayden are among the 62 running backs on the preseason Doak Walker Award watch list to make Arkansas one of three programs with two players on the list. Whaley is the Razorbacks' leading returning rusher after he ran for 559 yards and seven touchdowns on 127 carries while starting 11 of 12 games last season. He carries a six-game streak with at least one touchdown scored, scoring either on the ground or through the air in the Hogs' final six games of 2017. Hayden rushed for 326 yards on 61 carries, scoring four times in seven games of his freshman campaign before a broken leg forced him to miss the final five games.

- Whaley finished last season as the second-leading rusher with 559 yards and seven TDs.
- Tied for the team lead in total touchdowns with eight.
- Scored a touchdown in Arkansas' final six games of 2017.
- Hayden ran for 326 yards (third-most on team) on 61 carries in just seven games as a freshman last season.
- Tabbed SEC Freshman of the Week after the opener, when he ran for a game-high 120 yards on 14 carries in his collegiate debut against Florida A&M.
- Darren McFadden is the only Razorback to win the Doak Walker, doing it in back-to-back years in 2006 and 2007.

## SEC STANDINGS

### EASTERN DIVISION

Team	OVR	SEC	Home	Road	Strk
Georgia	3-0	1-0	2-0	1-0	W3
Kentucky	3-0	1-0	2-0	1-0	W3
Missouri	3-0	0-0	2-0	1-0	W3
Tennessee	2-1	0-0	2-0	0-0	W2
Vanderbilt	2-1	0-0	2-0	0-1	L1
Florida	2-1	0-1	2-1	0-0	W1
S. Carolina	1-1	0-1	1-0	0-0	L1

### WESTERN DIVISION

Team	OVR	SEC	Home	Road	Strk
Alabama	3-0	1-0	1-0	1-0	W3
LSU	3-0	1-0	1-0	1-0	W3
Miss. State	3-0	0-0	2-0	1-0	W3
Texas A&M	2-1	0-0	2-1	0-0	L1
Arkansas	1-2	0-0	1-1	0-1	L1
Auburn	2-1	0-1	1-1	0-0	W2
Ole Miss	2-1	0-1	1-0	0-1	W2

### THIS WEEK IN THE SEC

#### Saturday, September 22

Georgia at Missouri | 11 a.m. | ESPN  
 Kent State at Ole Miss | 11 a.m. | SECN  
 Texas A&M at Alabama | 2:30 p.m. | CBS  
 South Carolina at Vanderbilt | 3 p.m. | SECN  
 Louisiana Tech at LSU | 6 p.m. | ESPN2  
 Mississippi State at Kentucky | 6 p.m. | ESPN2  
 Florida at Tennessee | 6 p.m. | ESPN  
 Arkansas at Auburn | 6:30 p.m. | SECN

### NEXT WEEK IN THE SEC

#### Saturday, September 29

Louisiana at Alabama | TBA | TBA  
 Tennessee at Georgia | TBA | TBA  
 Southern Miss at Auburn | TBA | TBA  
 Ole Miss at LSU | TBA | TBA  
 Florida at Mississippi State | TBA | TBA  
 Arkansas vs. Texas A&M | TBA | TBA  
 South Carolina at Kentucky | TBA | TBA  
 Tennessee State at Vanderbilt | TBA | TBA

*All times Central*

## MISCELLANEOUS OFFENSE STATS

### GAMES WITH A RECEPTION

Player	2014	2015	2016	2017	2018	Career
Jarrold Barnes	--	--	--	1	0	1
Rakeem Boyd	--	--	--	--	2	2
Austin Cantrell	--	--	10	8	2	20
Jared Cornelius	8	8	10	3	1	30
Gary Cross	--	--	--	1	0	1
Grayson Gunter	--	--	1	--	1	2
Chase Hayden	--	--	--	1	2	3
T.J. Hammonds	--	--	0	1	3	4
Chase Harrell	--	--	--	--	1	1
Hayden Johnson	--	--	2	3	0	5
Jordan Jones	--	--	--	9	3	12
Jonathan Nance	--	--	--	10	1	11
Cheyenne O'Grady	--	--	2	9	0	11
Jeremy Patton	--	--	--	5	3	8
LaMichael Pettway	--	--	1	6	3	10
Deon Stewart	--	--	2	10	3	15
De'Vion Warren	--	--	--	1	1	2
Dewah Whaley	--	--	5	5	1	11
Mike Woods	--	--	--	--	1	1

### 5+ RECEPTIONS

Player	2015	2016	2017	2018	Career
Jared Cornelius	1	2	--	0	3
Jordan Jones	--	--	--	1	1
Jonathan Nance	--	--	2	0	2
LaMichael Pettway	--	--	--	1	1
Deon Stewart	--	0	2	0	2

### 20+ YARD RECEPTION

Player	2014	2015	2016	2017	2018	Career
Jarrold Barnes	--	--	--	1	0	1
Austin Cantrell	--	--	1	1	1	2
Jared Cornelius	2	6	11	--	0	19
Grayson Gunter	--	--	1	--	0	1
T.J. Hammonds	--	--	0	1	1	2
Chase Harrell	--	--	--	--	1	1
Chase Hayden	--	--	--	1	0	1
Jordan Jones	--	--	--	3	2	5
Jonathan Nance	--	--	--	8	0	8
Cheyenne O'Grady	--	--	2	--	--	2
Jeremy Patton	--	--	--	5	0	5
LaMichael Pettway	--	--	0	1	2	3
Deon Stewart	--	--	--	3	0	3
Dewwah Whaley	--	--	4	1	0	5
Mike Woods	--	--	--	--	1	1

### 40+ YARD RECEPTION

Player	2015	2016	2017	2018	Career
Austin Cantrell	--	--	--	1	1
Jared Cornelius	1	1	--	0	2
T.J. Hammonds	--	0	1	1	2
Jordan Jones	--	--	3	2	5
Jonathan Nance	--	--	4	0	4
LaMichael Pettway	--	--	--	1	1
Dewwah Whaley	--	1	--	0	1

### FIRST DOWN RECEPTIONS

Player	2014	2015	2016	2017	2018	Career
Jarrold Barnes	--	--	--	1	0	1
Austin Cantrell	--	--	3	5	3	11
Jared Cornelius	11	20	21	2	2	56
Grayson Gunter	--	--	1	--	1	2
T.J. Hammonds	--	--	0	1	2	3
Chase Harrell	--	--	--	--	2	2
Chase Hayden	--	--	--	1	1	2
Hayden Johnson	--	--	1	2	0	3
Jordan Jones	--	--	--	12	4	16
Jonathan Nance	--	--	--	18	0	18
Cheyenne O'Grady	--	--	2	10	--	12
Jeremy Patton	--	--	--	7	2	9
LaMichael Pettway	--	--	0	3	8	11
Deon Stewart	--	--	1	20	2	23
Dewwah Whaley	--	--	5	3	0	8
Mike Woods	--	--	--	--	3	3

### 100 YARDS RECEIVING

Player	2015	2016	2017	2018	Career
Jared Cornelius	--	3	--	--	3
Jonathan Nance	--	--	2	--	2
Jordan Jones	--	--	1	1	2

### GAMES WITH A RECEIVING TD

Player	2014	2015	2016	2017	2018	Career
Austin Cantrell	--	--	2	--	1	3
Jared Cornelius	2	3	3	1	0	9
T.J. Hammonds	--	--	0	1	1	2
Jordan Jones	--	--	--	3	1	4
LaMichael Pettway	--	--	1	--	2	3
Jonathan Nance	--	--	--	4	0	4
Cheyenne O'Grady	--	--	1	2	--	3
Deon Stewart	--	--	--	3	0	3
Dewwah Whaley	--	--	0	1	0	1

### GAMES WITH MULTIPLE RECEIVING TDS

Player	2015	2016	2017	2018	Career
Jared Cornelius	--	1	--	0	1
Jonathan Nance	--	--	1	0	1
LaMichael Pettway	--	--	--	1	1

### 10+ YARD RUNS

Player	2014	2015	2016	2017	2018	Career
Rakeem Boyd	--	--	--	--	1	1
Jared Cornelius	1	3	1	--	0	5
T.J. Hammonds	--	--	3	9	1	13
Chase Hayden	--	--	--	9	1	10
John Stephen Jones	--	--	--	--	1	1
Jordan Jones	--	--	--	2	0	2
Cole Kelley	--	--	--	6	0	6
Jonathan Nance	--	--	--	2	0	2
Connor Noland	--	--	--	--	1	1
Ty Storey	--	--	--	--	2	2
Dewwah Whaley	--	--	19	12	7	38
Maleek Williams	--	--	--	--	1	1

### 20+ YARD RUNS

Player	2015	2016	2017	2018	Career
Rakeem Boyd	--	--	--	1	1
Jared Cornelius	1	--	--	0	1
T.J. Hammonds	--	1	4	0	5
Chase Hayden	--	--	2	0	2
Jordan Jones	--	--	2	0	2
Jonathan Nance	--	--	1	0	1
Dewwah Whaley	--	3	5	0	8
Maleek Williams	--	--	--	1	1

### RUSHING FIRST DOWNS

Player	2014	2015	2016	2017	2018	Career
Rakeem Boyd	--	--	--	--	3	3
Austin Cantrell	--	--	0	1	0	1
Jared Cornelius	1	3	3	0	0	7
T.J. Hammonds	--	--	4	9	1	14
Chase Hayden	--	--	--	17	3	20
Jordan Jones	--	--	--	2	0	2
Cole Kelley	--	--	--	16	2	18
Connor Noland	--	--	--	--	1	1
Jonathan Nance	--	--	--	2	0	2
Ty Storey	--	--	0	0	2	2
Dewwah Whaley	--	--	28	28	12	68
Maleek Williams	--	--	--	--	2	2

### 100 YARDS RUSHING

Player	2015	2016	2017	2018	Career
T.J. Hammonds	--	0	1	0	1
Chase Hayden	--	--	1	0	1
Dewwah Whaley	--	2	1	1	4

### GAMES WITH A RUSHING TD

Player	2015	2016	2017	2018	Career
Austin Cantrell	--	0	1	0	1
Jared Cornelius	2	1	--	0	3
TJ Hammonds	--	1	1	0	2
Chase Hayden	--	--	3	0	3
Cole Kelley	--	--	2	1	3
Ty Storey	--	--	--	1	1
Dewwah Whaley	--	3	6	2	11
Maleek Williams	--	--	--	1	1

### GAMES WITH MULTIPLE RUSHING TDS

Player	2015	2016	2017	2018	Career
Chase Hayden	--	--	1	0	1

## MISC. DEFENSE STATS

### DOUBLE-DIGIT TACKLES

Player	2015	2016	2017	2018	Career
Dre Greenlaw	4	1	5	1	11
De'Jon Harris	--	1	7	2	10
Santos Ramirez	0	0	1	1	2
Kevin Richardson	2	--	--	0	2

### TEAM LEADER IN TACKLES (Ties included)

Player	2015	2016	2017	2018	Career
Kamren Curl	--	--	1	0	1
Dre Greenlaw	5	2	4	1	12
De'Jon Harris	--	2	7	2	11
Grant Morgan	--	--	1	0	1
Ryan Pulley	--	1	--	0	1
Santos Ramirez	0	2	2	0	4
Kevin Richardson	2	1	--	0	3

### GAMES WITH A SACK (Half sacks included)

Player	2015	2016	2017	2018	Career
McTelvin Agim	--	3	2	0	5
Austin Capps	--	1	2	0	3
Dre Greenlaw	1	0	1	0	2
De'Jon Harris	--	1	4	0	5
D'Vone McClure	--	--	0	1	1
Derrick Munson	--	--	--	1	1
Randy Ramsey	--	3	2	0	5
T.J. Smith	--	0	2	0	2
Briston Guidry	--	0	1	0	1
Armon Watts	0	0	0	3	3

### MULTIPLE SACKS (1.5 sacks or more)

Player	2014	2015	2016	2017	Career
--------	------	------	------	------	--------

## MONEY PLAYS

NOTE: Money plays are defined as plays resulting in a first down or a touchdown.

### Money Rushers

	1st	TD	No	Att
Devwah Whaley	12	2	14	45
Rakeem Boyd	3	0	3	13
Cole Kelley	2	1	3	9
Chase Hayden	3	0	3	20
Ty Storey	2	1	3	5
Maleek Williams	2	1	2	8
TJ Hammonds	1	0	1	7
Connor Noland	1	0	1	2
<b>TOTALS</b>	<b>26</b>	<b>5</b>	<b>30</b>	<b>115</b>

### 1st Down

Money Rushers	1st	TD	No	Att
Devwah Whaley	4	1	5	28
TJ Hammonds	1	0	1	4
Ty Storey	1	0	1	1
Maleek Williams	1	1	1	3
Chase Hayden	1	0	1	12
<b>TOTALS</b>	<b>8</b>	<b>2</b>	<b>9</b>	<b>63</b>

### 2nd Down

Money Rushers	1st	TD	No	Att
Devwah Whaley	6	0	6	14
Rakeem Boyd	2	0	2	4
Maleek Williams	1	0	1	4
Chase Hayden	1	0	1	7
Ty Storey	0	1	1	3
Cole Kelley	0	1	1	3
<b>TOTALS</b>	<b>10</b>	<b>2</b>	<b>12</b>	<b>37</b>

### 3rd Down

Money Rushers	1st	TD	No	Att
Devwah Whaley	2	1	3	3
Cole Kelley	2	0	2	3
Connor Noland	1	0	1	1
Rakeem Boyd	1	0	1	1
Ty Storey	1	0	1	1
Chase Hayden	1	0	1	1
<b>TOTALS</b>	<b>8</b>	<b>1</b>	<b>9</b>	<b>15</b>

### Money Receptions

	1st	TD	No	Rec
LaMichael Pettway	8	3	8	11
Jordan Jones	4	1	4	7
Austin Cantrell	3	1	3	3
Mike Woods	3	0	3	4
Jared Cornelius	2	0	2	2
Jeremy Patton	2	0	2	4
Chase Harrell	2	0	2	4
TJ Hammonds	2	1	2	4
Chase Hayden	1	0	1	2
Grayson Gunter	1	0	1	1
Deon Stewart	2	0	2	4
<b>TOTALS</b>	<b>30</b>	<b>6</b>	<b>30</b>	<b>52</b>

### 1st Down

Money Receptions	1st	TD	No	Rec
LaMichael Pettway	4	2	4	5
Jordan Jones	2	1	2	4
TJ Hammonds	2	1	2	2
Deon Stewart	1	0	1	1
Grayson Gunter	1	0	1	1
Austin Cantrell	1	0	1	1
Mike Woods	1	0	1	2
<b>TOTALS</b>	<b>12</b>	<b>4</b>	<b>12</b>	<b>21</b>

### 2nd Down

Money Receptions	1st	TD	No	Rec
LaMichael Pettway	3	1	3	4
Mike Woods	2	0	2	2
Jeremy Patton	2	0	2	3
Jared Cornelius	1	0	1	1
Chase Hayden	1	0	1	2
Jordan Jones	1	0	1	2
Austin Cantrell	1	0	1	1
<b>TOTALS</b>	<b>11</b>	<b>1</b>	<b>11</b>	<b>21</b>

### 3rd Down

Money Receptions	1st	TD	No	Rec
Chase Harrell	2	0	2	2
Jared Cornelius	1	0	1	1
Jordan Jones	1	0	1	1
LaMichael Pettway	1	0	1	2
Deon Stewart	1	0	1	1
Austin Cantrell	1	1	1	1
<b>TOTALS</b>	<b>7</b>	<b>1</b>	<b>7</b>	<b>10</b>

## 20+ YARD BREAKDOWN

### BY YARDS

Yards	No.	TD
100+	0	0
90-99	0	0
80-89	0	0
70-79	0	0
60-69	3	2
50-59	1	1
40-49	4	2
30-39	3	0
20-29	8	1
<b>TOTAL</b>	<b>19</b>	<b>6</b>

### BY TYPE

Type	No.	TD
Rushing	2	1
Passing	8	5
Punt returns	1	0
Kick returns	7	0
Interceptions	0	0
Fumble returns	1	0
Other	0	0
<b>TOTAL</b>	<b>19</b>	<b>6</b>

### BY PLAYER

Player	No.	TD	R	P	KR	PR	IR	FR
De'Vion Warren	5	0	0	0	5	0	0	0
LaMichael Pettway	2	2	0	2	0	0	0	0
Jordan Jones	2	1	0	2	0	0	0	0
Austin Cantrell	1	1	0	1	0	0	0	0
TJ Hammonds	1	1	0	1	0	0	0	0
Maleek Williams	1	1	1	0	0	0	0	0
Deon Stewart	1	0	0	0	0	1	0	0
Chase Harrell	1	0	0	1	0	0	0	0
Rakeem Boyd	1	0	1	0	0	0	0	0
Bumper Pool	1	0	0	0	0	0	0	1
Britto Tutt	1	0	0	0	1	0	0	0
Mike Woods	1	0	0	1	0	0	0	0
Gary Cross	1	0	0	0	1	0	0	0
<b>TOTAL</b>	<b>19</b>	<b>6</b>	<b>2</b>	<b>8</b>	<b>7</b>	<b>1</b>	<b>0</b>	<b>1</b>

## ARKANSAS 20+ YARD PLAYS

Yards	Type	Player(s)	Opponent
*68	Rush	Maleek Williams	North Texas
*64	Pass	TJ Hammonds from Cole Kelley	Colorado State
60	FR	Bumper Pool	Eastern Illinois
*57	Pass	Jordan Jones from Ty Storey	Eastern Illinois
*48	Pass	LaMichael Pettway from Ty Storey	Eastern Illinois
46	Pass	Jordan Jones from Ty Storey	Eastern Illinois
45	PR	Deon Stewart	Colorado State
*42	Pass	Austin Cantrell from Cole Kelley	Eastern Illinois
36	Pass	Chase Harrell from Ty Storey	Eastern Illinois
36	Rush	Rakeem Boyd	Colorado State
34	KR	De'Vion Warren	Eastern Illinois
27	KR	De'Vion Warren	Eastern Illinois
26	KR	Britto Tutt	North Texas
25	Pass	Mike Woods from Cole Kelley	North Texas
*25	Pass	LaMichael Pettway from Cole Kelley	Colorado State
23	KR	De'Vion Warren	Colorado State
21	KR	De'Vion Warren	Eastern Illinois
20	KR	De'Vion Warren	Eastern Illinois
20	KR	Gary Cross	North Texas

\* Touchdown scored on play



# HEAD COACH CHAD MORRIS

## THE MORRIS TEMPO

46,975

Yards of total offense Chad Morris' offenses have racked up over last 8 years, averaging 460.5 yards per game

3,611

Total points - 35.4 points per game - over last eight seasons

431

Total touchdowns (242 passing, 189 rushing) over last eight seasons

40

Averaged 40+ points per game in four seasons, at least once at Tulsa, Clemson & SMU

19

Games with 50+ points and 42 games with 40+ points

10

Finish nationally in scoring offense four times

5

Passed for 3,000+ yards and rushed for 2,000+ yards in the same season five times

### COACHING HISTORY

2018-Pres.	Arkansas - Head Coach
2015-17	SMU - Head Coach
2011-14	Clemson - Offensive Coordinator/QBs
2010	Tulsa - Associate Head Coach/OC/QBs
2008-09	Lake Travis (Texas) HS - Head Coach
2003-07	Stephenville (Texas) HS - Head Coach
2000-02	Bay City (Texas) HS - Head Coach
1998-99	Elysian Fields (Texas) HS - Head Coach
1994-97	Eustace (Texas) HS - Head Coach

### POSTSEASON EXPERIENCE

#### HEAD COACH

SMU	2017 Frisco Bowl
-----	------------------

#### ASSISTANT COACH

Clemson	2014 Russell Athletic Bowl
	2013 Orange Bowl
	2012 Chick-fil-a Bowl
	2011 Orange Bowl
Tulsa	2010 Hawaii Bowl

### MORRIS TAKES OVER ON THE HILL

#### SMU TURNAROUND

During his three seasons at SMU (2015-17), Morris used his Texas recruiting roots and offensive prowess to take the Mustangs from a 1-11 campaign in 2013 before he took over to the program's first bowl bid since 2012 with a 7-5 mark last season.

Morris' offensive scheme was exactly what SMU needed, as it increased the team's scoring output by 16.7 points per game in his first season - the second-largest increase in the nation in 2015. Even more impressive, Morris inherited an offense that ranked last (128th) in the FBS in scoring in 2014 (11.8) and turned it into the nation's eighth-highest scoring offense (40.1) in 2017.

The 2017 SMU offense marked the fourth time and third different program that Morris has either been the head coach or offensive coordinator of that has finished in the top 10 in the FBS in scoring average at more than 40 points per game. The Mustangs are one just two FBS teams that featured a 3,000-yard passer, 1,000-yard rusher and multiple 1,000-yard receivers in 2017.

#### CLEMSON OFFENSIVE EXPLOSION

Morris' impact during his four years at Clemson as offensive coordinator helped result in a 41-11 record, the 2011 ACC Championship and four bowl berths, including two BCS Orange Bowl appearances. Under Morris' scheme, the Tigers established 127 offensive records (89 individual/38 team) and posted the top three scoring seasons in school history, as well as four of the top five passing seasons at Clemson.

The Clemson offense in its second season under Morris with ACC Player of the Year Tajh Boyd at quarterback set school records for total yards per game (512.7) and points per game (41.0), ranking sixth in the nation in scoring and ninth in the nation in total offense. The 2013 squad backed up those numbers with 508.5 yards and 40.2 points per game, figures that ranked ninth and eighth nationally.

Morris' record-setting offense in 2012 and 2013 marked the first time in ACC history that an active member of the conference had averaged more than 40 points per game in back-to-back seasons. Clemson was also one of just two FBS schools with a 3,000-yard passer, 1,000-yard rusher and 1,000-yard receiver every year from 2011-13.

For his work, Morris was named AFCA National Assistant Coach of the Year and one of five finalists for National Offensive Coordinator of the Year by 247Sports.com in 2013, and the National Offensive Coordinator of the Year by Rivals.com in 2011.

Morris' offensive brilliance also helped attract and develop some of the best offensive players in Clemson history into current NFL stars. From the 2012 NFL Draft to 2015 NFL Draft, Morris saw seven of his offensive players drafted, including four wide receivers, tied for the most from any school over that span. Included in the quartet of wide receivers drafted were first round picks DeAndre Hopkins (Houston Texans) and Sammy Watkins (Los Angeles Rams). Morris also recruited 2015 All-Americans Deshaun Watson and Shaq Lawson, who both went on to be first round NFL draft picks.

#### INSTANT IMPACT

After a legendary 16 years as a head coach on the Texas prep level, Morris' collegiate debut came as the associate head coach/offensive coordinator at Tulsa in 2010. In his one season as offensive coordinator working specifically with the quarterbacks, Morris helped the Golden Hurricane average 41.4 points per game, good for sixth nationally, and finish with seven straight wins for a 10-3 record following a 5-7 mark in 2009. Tulsa scored 40 or more points seven times, including 50+ in four games, and finished as one of five FBS teams with over 30 rushing and 30 passing touchdowns.

#### TEXAS LEGEND

A native of Dallas, Morris became a legend in the state of Texas during his 16 years as a head coach at the high school level, posting a 169-38 record overall and winning back-to-back undefeated state championships in his final two seasons at Lake Travis High School. Over his 16 seasons, Morris led six of his teams to the Texas State Championship game, highlighted by three titles, and he earned Coach of the Year honors 11 times.

Morris earned his bachelor's degree in mathematics with a minor in statistics from Texas A&M University in 1992. He and his wife, Paula, have two children, daughter Mackenzie and son Chandler.



# BESTS UNDER MORRIS

## RECORD WHEN . . .

Scoring First .....	10-13
Opponent Scores First .....	5-11
Leading After 1st Quarter .....	11-9
Leading At Halftime .....	14-1
Leading After 3rd Quarter .....	10-0
Scoring 21+ Points .....	14-18
Scoring 30+ Points .....	14-9
Scoring 40+ Points .....	8-5
Scoring 50+ Points .....	4-0
400+ Yards Total Offense .....	14-13
500+ Yards Total Offense .....	4-3
200+ Rushing Yards .....	9-5
300+ Rushing Yards .....	2-0
200+ Passing Yards .....	13-19
300+ Passing Yards .....	6-6
20+ First Downs .....	11-17
40 percent+ 3rd-Down Conv. ....	11-10
2 or Fewer Turnovers .....	12-15
Less than 14 Points Allowed .....	1-0
Less than 21 Points Allowed .....	4-0
300 or Less Yds Total Off Allowed .....	3-0
150 or Less Rush Yds Allowed .....	9-2
100 or Less Rush Yds Allowed .....	6-2
150 or Less Pass Yds Allowed .....	3-5
100 or Less Pass Yds Allowed .....	0-2
15 or Less 1st Downs Allowed .....	2-1
2+ Turnovers Forced .....	10-11
More Rush Yards .....	10-3
More Pass Yards .....	9-11
Fewer Turnovers .....	12-6
More Time of Possession .....	9-11
More First Downs .....	8-7
Fewer Penalties .....	9-14
1 Penalty .....	0-1
2-5 Penalties .....	5-13
6-9 Penalties .....	7-8
10+ Penalties .....	3-1
Special Teams Touchdown .....	1-2
100-Yard Rusher .....	8-7
200-Yard Passer .....	11-15
100-Yd Rusher+200-Yd Passer .....	5-4

## VS. ALL-TIME OPPONENTS

Team	Record
Arkansas State	1-0
Baylor	0-2
UCF	0-1
Cincinnati	1-0
Colorado State	0-1
Connecticut	1-0
East Carolina	1-1
Eastern Illinois	1-0
Houston	1-2
James Madison	0-1
Liberty	1-0
Memphis	0-3
Navy	0-3
North Texas	3-1
USF	0-2
Stephen F. Austin	1-0
Temple	0-2
TCU	0-3
Tulane	3-0
Tulsa	1-2
<b>Overall Record</b>	<b>15-24</b>

## VS. CONFERENCES

Team	Record
American	8-16
Big 12	0-5
Big South	1-0
CAA	0-1
C-USA	3-1
Mountain West	0-1
Ohio Valley	1-0
Southland	1-0
Sun Belt	1-0

# BESTS UNDER MORRIS

## OFFENSE: TEAM

### Total Points

1. 58 SMU vs. Stephen F. Austin (9/2/17)
2. **55 Arkansas vs. Eastern Illinois (9/2/18)**  
SMU at East Carolina (11/12/16)
4. 54 SMU vs. North Texas (9/09/17)
5. 49 SMU vs. UCONN (9/30/17)  
SMU vs. Tulane (11/21/15)
7. 45 SMU at Memphis (11/18/17)  
SMU vs. James Madison (9/26/15)
9. 44 SMU vs. Arkansas State (9/23/17)

### Total Offensive Yards

1. 581 SMU vs. Tulsa (10/27/17)
2. 578 SMU vs. South Florida (11/19/16)
3. 577 SMU vs. Arkansas State (9/23/17)
4. 572 SMU at North Texas (9/3/16)
5. 544 SMU at Houston (10/7/17)
6. 518 SMU vs. Tulane (11/21/15)
7. 508 SMU at TCU (9/19/15)
8. 498 SMU vs. UCONN (9/30/17)

### Total Offensive Plays

1. 89 SMU vs. South Florida (11/19/16)  
SMU vs Central Florida (11/4/17)
3. 87 SMU at Tulsa (10/7/16)
4. 86 SMU vs. Arkansas State (9/23/17)
5. 85 SMU at Houston (10/7/17)
6. 83 SMU vs. Navy (11/26/16)
7. 82 SMU at Baylor (9/10/16)
8. 81 SMU at Cincinnati (10/21/17)

### Rushing Attempts

1. 54 SMU vs. Baylor (9/4/15)  
SMU vs. Arkansas State (9/23/17)
3. **53 Arkansas at Colorado State (9/8/18)**  
SMU vs. North Texas (9/12/15)
5. 48 SMU vs. Stephen F. Austin (9/2/17)  
SMU at TCU (9/19/15)
7. 47 (4x) last SMU vs. Liberty (9/17/16)

### Rushing Yards

1. 323 SMU vs. Tulane (11/21/15)
2. 311 SMU vs. Arkansas State (9/23/17)
3. **299 Arkansas at Colorado State (9/8/18)**
5. 286 SMU vs. Liberty (9/17/16)
6. 273 SMU vs North Texas (9/12/15)
7. 272 SMU at North Texas (9/3/16)
8. 259 SMU at Memphis (11/18/17)
9. 243 SMU vs. Stephen F. Austin (9/2/17)
10. 240 SMU at East Carolina (11/12/16)

### Rushing Touchdowns

1. 6 SMU vs. Tulane (11/21/15)
2. 5 SMU vs. James Madison (9/26/15)
3. 4 SMU vs. Arkansas State (9/23/17)
4. 3 (6x) last SMU vs. UCONN (9/30/17)

### Pass Completions

1. 41 SMU at Houston (10/7/17)
2. 31 SMU vs. Navy (11/26/16)
3. 29 SMU at Tulsa (10/7/16)
4. 27 SMU vs. UCONN (9/30/17)
5. 27 SMU vs. Central Florida (11/4/17)
6. 26 SMU at Cincinnati (10/21/17)
7. 26 SMU at South Florida (11/16/16)
8. 24 SMU vs. Tulane (11/25/17)

### Pass Attempts

1. 59 SMU at Houston (10/7/17)
2. 52 SMU at Tulsa (10/7/16)  
SMU vs. Central Florida (11/04/17)
4. 46 SMU vs. Tulsa (10/31/15)  
SMU vs. Navy (11/26/16)
6. **45 Arkansas vs. North Texas (9/15/18)**
7. 44 SMU at Temple (10/1/16)  
SMU at Baylor (9/10/16)
9. 42 SMU vs. South Florida (11/19/16)

### Passing Yards

1. 423 SMU vs. South Florida (11/19/16)
2. 397 SMU at Houston (10/7/17)
3. 394 SMU vs. North Texas (9/9/17)
4. 375 SMU vs. Tulane (11/25/17)
5. 366 SMU vs. Tulsa (10/27/17)
6. **353 Arkansas vs. Eastern Illinois (9/2/18)**
7. 339 SMU at TCU (9/16/17)
8. 331 SMU vs. Navy (11/26/16)
9. 330 SMU at TCU (9/19/15)

### Passing Touchdowns

1. 5 SMU vs. North Texas (9/9/17)
2. **4 (6x) last Arkansas vs. Eastern Illinois (9/2/18)**

### First Downs

1. 31 SMU vs. Arkansas State (9/23/17)
2. 30 SMU vs. Houston (10/7/17)
3. 28 (3x) last vs. South Florida (11/19/16)
6. 27 (2x) last vs. North Texas (9/12/15)

## DEFENSE: TEAM

### Fewest Total Yards Allowed

1. 219 SMU vs. Stephen F. Austin (9/2/17)
2. 240 SMU vs. North Texas (9/12/15)
3. 280 SMU vs. Liberty (9/17/16)
4. 303 SMU vs. Houston (10/22/16)
5. 328 SMU vs. Tulane (11/21/15)
6. 352 SMU at South Florida (10/24/15)
7. **357 Arkansas vs. Eastern Illinois (9/2/18)**  
SMU vs. Louisiana Tech (12/20/17)
9. 368 SMU at Temple (10/1/16)

### Fewest Rushing Yards Allowed

1. **40 Arkansas at Colorado State (9/8/18)**
2. 62 SMU vs. Houston (10/22/16)
3. 69 SMU vs. North Texas (9/9/17)
4. 75 SMU vs. Stephen F. Austin (9/2/17)
5. 83 SMU at North Texas (9/3/16)
6. 97 SMU vs. Liberty (9/17/16)
7. 112 SMU vs. North Texas (9/12/15)
8. 127 **Arkansas vs. Eastern Illinois (9/2/18)**
9. 137 SMU vs. TCU (9/23/16)
10. 141 SMU vs. Louisiana Tech (12/20/17)

### Fewest Passing Yards Allowed

1. 0 SMU at Navy (11/11/17)
2. 81 SMU at Navy (11/14/15)
3. 97 SMU at South Florida (10/24/15)
4. 104 SMU vs. Navy (11/23/16)
5. 124 SMU at Temple (10/1/16)
6. 128 SMU vs. North Texas (9/12/15)  
SMU vs. Tulane (11/21/15)
8. 144 SMU vs. Stephen F. Austin (9/2/17)

### Fewest First Downs Allowed

1. 13 SMU vs. Houston (10/22/16)
2. 15 SMU vs. Stephen F. Austin (9/2/17)  
SMU at South Florida (10/24/15)
4. 16 SMU vs. Liberty (9/17/16)  
SMU vs. South Florida (11/19/16)
6. 17 (3x) last SMU at Temple (10/1/16)

### Fewest Points Allowed

1. 13 SMU vs. North Texas (9/12/15)
2. 14 SMU vs. Stephen F. Austin (9/2/17)  
SMU vs. Liberty (9/17/16)
4. 16 SMU vs. Houston (10/22/16)
5. 21 (3x) last SMU vs. Arkansas State (9/23/17)

### Sacks

1. 8 SMU vs. UCONN (9/30/17)
2. 7 SMU vs. Houston (10/22/16)
3. 5 SMU at North Texas (9/3/16)  
SMU vs. North Texas (9/9/17)
5. 4 SMU at Tulsa (10/7/16)
6. 3 (5x) last SMU vs. Tulane (11/25/17)

### Tackles For Loss

1. 13 SMU vs. UCONN (9/30/17)
2. 11 SMU at South Florida (10/24/15)
3. 10 SMU at Houston (10/22/16)  
SMU vs. Memphis (11/5/16)
5. 9 SMU at TCU (9/16/17)
6. 8 (4x) last **Arkansas vs. Eastern Illinois (9/2/18)**

### Turnovers Forced

1. 5 **Arkansas vs. Eastern Illinois (9/2/18)**  
SMU at East Carolina (11/12/16)
3. 4 SMU vs. North Texas (9/12/15)  
SMU vs. Liberty (9/17/16)
5. 3 (7x) last SMU vs. Central Florida (11/4/17)

## OFFENSE: INDIVIDUAL

### Pass Completions

41 Ben Hicks vs. Houston (10/7/17)

### Pass Attempts

58 Ben Hicks vs. Houston (10/7/17)

### Pass Completion % (Min. 10 attempts)

70.6 Ty Storey vs. Eastern Illinois (9/1/18)

### Passing Yards

397 Ben Hicks vs. Houston (10/7/17)

### Passing Touchdowns

4 Ben Hicks vs. Tulane (11/25/17)  
Ben Hicks vs. Memphis (11/18/17)  
Ben Hicks vs. Navy (11/11/17)  
Ben Hicks vs. UConn (9/30/17)  
Ben Hicks vs. North Texas (9/9/17)

### Passing Interceptions

4 Cole Kelley vs. North Texas (9/15/18)

### Passer Rating (Min. 10 attempts)

257.8 Ty Storey vs. Eastern Illinois (9/1/18)

### Rush Attempts

29 Braeden West vs. South Florida (11/19/16)

### Rushing Yards

220 Braeden West vs. Liberty (9/17/16)

### Rushing Touchdowns

3 Xavier Jones at Tulane (11/21/15)

### Receptions

17 Trey Quinn at Cincinnati (10/21/17)  
Trey Quinn at Houston (10/7/17)

### Receiving Yards

252 Courtland Sutton vs. South Florida (11/19/16)

### Receiving Touchdowns

3 Courtland Sutton at North Texas (9/3/17)

### Total Touchdowns

4 Courtland Sutton vs. North Texas (9/9/17)

## DEFENSE: INDIVIDUAL

### Solo Tackles

12 Mikial Onu vs. Tulsa (10/27/17)  
Jonathan Yenga vs. James Madison (9/26/15)

### Total Tackles

14 Mikial Onu vs. Tulsa (10/27/17)  
Jonathan Yenga vs. James Madison (9/26/15)

### Tackles For Loss

4 Justin Lawler vs. Memphis (11/5/17)  
Kyrin Mitchell vs. UConn (9/30/17)  
Justin Lawler vs. UConn (9/30/17)  
Justin Lawler at North Texas (9/3/16)

### Sacks

4.0 Justin Lawler vs. UConn (9/30/17)

### Interceptions

2 Horace Richardson at East Carolina (11/12/16)  
Jordan Wyatt vs. Liberty (9/17/16)  
Horace Richardson at North Texas (9/3/16)

### Pick Sixes

2 Horace Richardson at East Carolina (11/12/16)

### Fumbles Recovered

2 Chevin Calloway vs. Eastern Illinois (9/1/18)

### Scoop and Scores

1 Jordan Wyatt vs. Stephen F. Austin (9/2/17)

### Fumbles Forced

2 Andrew McCleneghen vs. North Texas (9/12/15)

## SPECIAL TEAMS: INDIVIDUAL

### Extra Points Made

7 Connor Limpert vs. Eastern Illinois (9/1/18)  
Josh Williams vs. UConn (9/30/17)  
Josh Williams vs. North Texas (9/9/17)  
Josh Williams vs. Stephen F. Austin (9/2/17)  
Chad Hedlund vs. Tulane (11/12/15)

### Field Goals Made

4 Josh Williams at Tulsa (10/7/16)

### Points Kicking

16 Josh Williams at Tulsa (10/7/16)

### Punt Yards

406 Jamie Sackville at Tulsa (10/7/16)

### Yards Per Punt

50 Jamie Sackville at Houston (10/7/17)

### Kick Return Yards

180 Braeden West vs. Temple (11/6/15)

### Punt Return Yards

45 Deon Stewart at Colorado State (9/8/18)

### Kick Return Touchdown

1 Braeden West vs. Temple (11/6/15)



## 300-YARD PASSING GAMES

Total: 9

397	Ben Hicks at Houston (10/7/17)
380	Ben Hicks vs. South Florida (11/19/16)
375	Ben Hicks vs. Tulane (11/25/17)
338	Ben Hicks vs. Tulsa (10/27/17)
334	Matt Davis at TCU (9/19/15)
331	Ben Hicks vs. Navy (11/26/16)
312	Ben Hicks vs. North Texas (9/9/17)
305	Ben Hicks at TCU (9/16/17)
302	Ben Hicks at Tulane (10/29/16)

## 100-YARD RUSHING GAMES

Total: 19

220	Braeden West vs. Liberty (9/17/16)
177	Xavier Jones at Memphis (11/18/17)
165	<b>Devwah Whaley at Colorado State (9/8/18)</b>
156	Matt Davis vs. Tulane (11/21/15)
146	Xavier Jones vs. Arkansas State (9/23/17)
126	Braeden West at Tulsa (10/7/16)
125	Matt Davis vs. North Texas (9/12/15)
120	Braeden West vs. South Florida (11/19/16)
119	Braeden West at Tulane (10/29/16)
117	Xavier Jones at North Texas (9/3/16)
117	Xavier Jones vs. Tulane (11/21/15)
115	Braeden West vs. Houston (10/22/16)
115	Matt Davis vs. Baylor (9/4/15)
111	Ke'Mon Freeman at East Carolina (11/12/16)
111	Xavier Jones at Navy (11/11/17)
110	Matt Davis at North Texas (9/3/16)
104	Braeden West at East Carolina (11/12/16)
102	Matt Davis vs. Temple (11/6/15)
100	Xavier Jones at Houston (10/7/17)

## MULTIPLE 100-YARD RUSHERS

Total: 3 (Order by date)

111	Ke'Mon Freeman at East Carolina (11/12/16)
104	Braeden West
117	Xavier Jones at North Texas (9/3/16)
110	Matt Davis
156	Matt Davis vs. Tulane (11/21/15)
117	Xavier Jones

## 100-YARD RECEIVING GAMES

Total: 25

252	Courtland Sutton vs. South Florida (11/19/16)
186	Trey Quinn at Cincinnati (10/21/17)
173	James Proche vs. UCF (11/4/17)
166	Courtland Sutton at East Carolina (11/12/16)
165	Courtland Sutton vs. Tulsa (10/31/15)
164	James Proche at Tulane (10/29/16)
163	Courtland Sutton vs. North Texas (9/9/17)
162	Courtland Sutton at North Texas (9/3/16)
160	Courtland Sutton at Houston (10/7/17)
156	Trey Quinn at Houston (10/7/17)
139	Trey Quinn vs. Tulane (11/25/17)
137	Courtland Sutton vs. James Madison (9/26/15)
136	Courtland Sutton vs. Tulsa (10/27/17)
132	<b>Jordan Jones vs. Eastern Illinois (9/2/18)</b>
131	James Proche vs. Arkansas State (9/23/17)
123	Courtland Sutton at Navy (11/11/17)
123	James Proche vs. Tulsa (10/27/17)
116	Trey Quinn vs. UConn (9/30/17)
116	Trey Quinn at TCU (9/16/17)
115	Courtland Sutton at TCU (9/19/15)
113	Courtland Sutton vs. TCU (9/23/16)
112	Courtland Sutton vs. UConn (9/30/17)
112	Courtland Sutton at Baylor (9/10/16)
107	Courtland Sutton vs. Tulane (11/25/17)
101	Trey Quinn vs. Tulsa (10/27/17)

## MULTIPLE 100-YARD RECEIVERS

Total: 4 (Order by date)

139	Trey Quinn vs. Tulane (11/25/17)
107	Courtland Sutton
136	Courtland Sutton vs. Tulsa (10/27/17)
123	James Proche
101	Trey Quinn
160	Courtland Sutton at Houston (10/7/17)
156	Trey Quinn
116	Trey Quinn vs. UConn (9/30/17)
112	Courtland Sutton

## 100-YARD RUSHER & RECEIVER

Total: 6

111	Xavier Jones (rush) at Navy (11/11/17)
123	Courtland Sutton (rec)
146	Xavier Jones (rush) vs. Arkansas State (9/23/17)
131	James Proche (rec)
120	Braeden West (rush) vs. South Florida (11/19/16)
252	Courtland Sutton (rec)
111	Ke'Mon Freeman (rush) at East Carolina (11/12/16)
104	Braeden West (rush)
166	Courtland Sutton (rec)
119	Braeden West (rush) at Tulane (10/29/16)
164	James Proche (rec)
117	Xavier Jones (rush) at North Texas (9/3/16)
110	Matt Davis (rush)
162	Courtland Sutton (rec)

## 300-YARD PASSER / 100-YARD RUSHER

Total: 3

397	Ben Hicks (pass) at Houston (10/7/17)
160	Courtland Sutton (rush)
156	Trey Quinn (rush)
380	Ben Hicks (pass) vs. South Florida (11/19/16)
120	Braeden West (rush)
302	Ben Hicks at Tulane (10/29/16)
119	Braeden West (rush)

## 300 / 100 / 100

Total: 2

380	Ben Hicks (pass) vs. South Florida (11/19/16)
120	Braeden West (rush)
252	Courtland Sutton (rec)
302	Ben Hicks at Tulane (10/29/16)
119	Braeden West (rush)
164	James Proche (rec)

## DEPTH CHART

### OFFENSE

<b>WR (9)</b>	<b>16</b>	<b>La'Michael Pettway</b>	<b>Jr. // 6-2 // 219</b>
	8	Mike Woods	Fr. // 6-1 // 190
	14	Chase Harrell	Jr. // 6-4 // 215
<b>TE (3)</b>	<b>44</b>	<b>Austin Cantrell</b>	<b>Jr. // 6-3 // 263</b>
	18	Jeremy Patton	Sr. // 6-5 // 253
<b>LT</b>	<b>73</b>	<b>Noah Gatlin</b>	<b>Fr. // 6-7 // 293</b>
<b>-OR-</b>	<b>57</b>	<b>Shane Clenin</b>	<b>R-Fr. // 6-6 // 302</b>
	74	Colton Jackson	Jr. // 6-5 // 301
<b>LG</b>	<b>66</b>	<b>Ty Clary</b>	<b>So. // 6-4 // 288</b>
	54	Austin Capps	Jr. // 6-4 // 311
<b>C</b>	<b>51</b>	<b>Hjalte Froholdt</b>	<b>Sr. // 6-5 // 315</b>
	69	Dylan Hays	So. // 6-3 // 294
<b>RG</b>	<b>62</b>	<b>Johnny Gibson</b>	<b>Sr. // 6-4 // 319</b>
	68	Kirby Adcock	R-Fr. // 6-5 // 280
<b>RT</b>	<b>60</b>	<b>Brian Wallace</b>	<b>Sr. // 6-6 // 320</b>
	78	Dalton Wagner	R-Fr. // 6-9 // 302
<b>QB</b>	<b>4</b>	<b>Ty Storey</b>	<b>Jr. // 6-2 // 215</b>
	15	Cole Kelley	So. // 6-7 // 258
	13	Connor Noland	Fr. // 6-2 // 207
<b>RB (4)</b>	<b>21</b>	<b>Devwah Whaley</b>	<b>Jr. // 5-11 // 209</b>
	2	Chase Hayden	So. // 5-10 // 200
<b>WR (5)</b>	<b>1</b>	<b>Jared Cornelius</b>	<b>Sr. // 5-11 // 203</b>
	9	De'Vion Warren	So. // 5-10 // 180
<b>WR (2)</b>	<b>7</b>	<b>Jonathan Nance</b>	<b>Sr. // 6-0 // 190</b>
	13	Deon Stewart	Jr. // 5-11 // 161
	10	Jordan Jones	So. // 6-1 // 180

### DEFENSE

<b>DE</b>	<b>3</b>	<b>McTelvin Agim</b>	<b>Jr. // 6-3 // 279</b>
	91	Michael Taylor	Sr. // 6-2 // 248
<b>DT</b>	<b>90</b>	<b>Armon Watts</b>	<b>Sr. // 6-5 // 298</b>
	7	Briston Guidry	So. // 6-2 // 292
<b>DT</b>	<b>52</b>	<b>TJ Smith</b>	<b>Jr. // 6-3 // 304</b>
	42	Jonathan Marshall	So. // 6-3 // 301
<b>DE</b>	<b>10</b>	<b>Randy Ramsey</b>	<b>Sr. // 6-4 // 236</b>
	6	Gabe Richardson	Jr. // 6-3 // 240
<b>SAM</b>	<b>27</b>	<b>Hayden Henry</b>	<b>So. // 6-2 // 222</b>
	22	Deon Edwards	So. // 6-1 // 212
<b>MIKE</b>	<b>8</b>	<b>De'Jon Harris</b>	<b>Jr. // 6-0 // 244</b>
	31	Grant Morgan	So. // 5-11 // 220
<b>WILL</b>	<b>23</b>	<b>Dre Greenlaw</b>	<b>Sr. // 6-0 // 227</b>
	16	Bumper Pool	Fr. // 6-2 // 223
	33	Dee Walker	So. // 6-2 // 216
<b>CB</b>	<b>11</b>	<b>Ryan Pulley</b>	<b>Jr. // 5-11 // 198</b>
	24	Jarques McClellion	R-Fr. // 6-0 // 173
<b>SS</b>	<b>2</b>	<b>Kamren Curl</b>	<b>So. // 6-2 // 201</b>
	18	Myles Mason	Fr. // 6-2 // 208
<b>FS</b>	<b>9</b>	<b>Santos Ramirez</b>	<b>Sr. // 6-2 // 204</b>
	17	Joe Foucha	Fr. // 5-11 // 198
<b>CB</b>	<b>1</b>	<b>Chevin Calloway</b>	<b>So. // 5-10 // 190</b>
<b>-OR-</b>	<b>14</b>	<b>Britto Tutt</b>	<b>Jr. // 6-1 // 180</b>
<b>NB</b>	<b>36</b>	<b>D'Vone McClure</b>	<b>So. // 6-2 // 215</b>
	13	Nate Dalton	Jr. // 6-3 // 195

### SPECIAL TEAMS

<b>K</b>	<b>19</b>	<b>Connor Limpert</b>	<b>Jr. // 6-1 // 175</b>
	80	Preston Stafford	Fr. // 6-0 // 180
<b>P</b>	<b>28</b>	<b>Reid Bauer</b>	<b>Fr. // 5-11 // 198</b>
	18	Blake Johnson	Jr. // 6-1 // 182
<b>LS</b>	<b>48</b>	<b>Jordan Silver</b>	<b>R-Fr. // 6-1 // 217</b>
<b>SN</b>	<b>43</b>	<b>George Madden</b>	<b>Jr. // 6-1 // 212</b>
<b>H</b>	<b>14</b>	<b>Jack Lindsey</b>	<b>So. // 6-2 // 195</b>
	18	Blake Johnson	Jr. // 6-1 // 182
<b>KR</b>	<b>9</b>	<b>De'Vion Warren</b>	<b>So. // 5-10 // 180</b>
	14	Britto Tutt	Jr. // 6-1 // 180
<b>PR</b>	<b>13</b>	<b>Deon Stewart</b>	<b>Jr. // 5-11 // 161</b>
	1	Jared Cornelius	Sr. // 5-11 // 203

# GAME 4 AUBURN

## GAME-BY-GAME OFFENSIVE STARTERS

Opponent	LT	LG	C	RG	RT	TE	TE/WR/FB	QB	RB	WR	WR
Eastern Illinois	Clenin	Adcock	Froholdt	Gibson	Wallace	Cantrell	Pettway	Kelley	Whaley	Cornelius	Nance
at Colorado State	Gatlin	Clary	Froholdt	Gibson	Wallace	Cantrell	Gunter (TE)	Storey	Whaley	Pettway	Nance
North Texas	Gatlin	Clary	Froholdt	Gibson	Wallace	Cantrell	Patton (TE)	Kelley	Whaley	Pettway	Nance
at Auburn											
vs. Texas A&M											
Alabama											
Ole Miss											
Tulsa											
Vanderbilt											
LSU											
at Mississippi State											
at Missouri											

## GAME-BY-GAME DEFENSIVE STARTERS

Opponent	DE	DT	DT	DE	SAM	MIKE	WILL	CB	SS	FS	CB	NB
Eastern Illinois	Taylor	Agim	TJ Smith	G. Richardson	--	Harris	Greenlaw	Pulley	Curl	Ramirez	Calloway	McClure
at Colorado State	Agim	Watts	TJ Smith	G. Richardson	--	Harris	Pool	Pulley	Curl	Ramirez	Calloway	McClure
North Texas	Agim	Watts	TJ Smith	Ramsey	--	Harris	Pool	Pulley	Curl	Ramirez	Tutt	McClure
at Auburn												
vs. Texas A&M												
Alabama												
Ole Miss												
Tulsa												
Vanderbilt												
LSU												
at Mississippi State												
at Missouri												

## CAREER STARTS

OFFENSE	2018	2017	2016	2015	TOT	CONS	DEFENSE	2018	2017	2016	2015	TOT	CONS
Hjalte Froholdt, OL, Sr.	3	12	13	-	28	28	Dre Greenlaw, LB, Sr.	1	12	7	11	31	-
Johnny Gibson, OL, Sr.	3	12	5	-	20	18	Santos Ramirez, DB, Sr.	3	12	7	3	25	15
Brian Wallace, OL, Sr.	3	7	10	-	20	10	McTelvin Agim, DL, Jr.	3	11	5	-	19	7
Austin Cantrell, TE, Jr.	3	10	5	-	17	6	Ryan Pulley, DB, Jr.	3	1	12	1	17	3
Colton Jackson, OL, Jr.	-	10	3	-	13	-	Kevin Richardson, DB, Sr.	-	9	1	5	15	-
Jared Cornelius, WR, Sr.	1	2	4	6	13	-	De'Jon Harris, LB, Jr.	3	12	-	-	15	15
Devwah Whaley, RB, Jr.	3	10	-	-	13	12	T.J. Smith, DL, Sr.	3	12	-	-	15	15
Jonathan Nance, WR, Sr.	3	6	-	-	9	3	Kamren Curl, DB, So.	3	11	-	-	14	4
Kendrick Jackson, FB, Sr.	-	5	2	1	8	-	Randy Ramsey, LB, Sr.	1	8	3	-	12	1
Hayden Johnson, FB/TE, Jr.	-	-	7	-	7	-	D'Vone McClure, NB, So.	3	-	-	-	3	3
Jeremy Patton, TE, Sr.	1	6	-	-	7	1	Chevin Calloway, CB, So.	2	-	-	-	2	-
Jordan Jones, WR, So.	-	6	-	-	6	-	Gabe Richardson, DL, Jr.	2	-	-	-	2	-
Ty Clary, OL, So.	2	4	-	-	6	2	Bumper Pool, LB, Fr.	2	-	-	-	2	2
Cole Kelley, QB, So.	2	4	-	-	6	1	Armon Watts, DL, Sr.	2	-	-	-	2	2
La'Michael Pettway, WR, Jr.	3	3	-	-	6	4	Michael Taylor, DL, Sr.	1	-	-	-	1	-
Deon Stewart, WR, Jr.	-	5	-	-	5	-	Britto Tutt, DB, Jr.	1	-	-	-	1	1
Noah Gatlin, OL, Fr.	2	-	-	-	2	2							
Cheyenne O'Grady, TE, Jr.	-	1	-	-	1	-							
Kirby Adcock, OL, R-Fr.	1	-	-	-	1	-							
Shane Clenin, OL, R-Fr.	1	-	-	-	1	-							
Grayson Gunter, TE, So.	1	-	-	-	1	-							
Ty Storey, QB, Jr.	1	-	-	-	1	-							

## EXPERIENCE ANALYSIS

The chart below shows Arkansas' offensive and defensive starting lineups over the last five years with numbers representing total starts by classes and percentages of total starts for the entire season.

Season	G	SR	JR	SO	FR	UpperCI%
2018	3 (1-2)	25 (37.8%)	22 (33.3%)	13 (19.7%)	6 (9.1%)	47 (71.2%)
2017	12 (4-8)	66 (25.0%)	108 (40.1%)	65 (24.6%)	25 (9.5%)	174 (65.9%)
2016	13 (7-6)	114 (39.9%)	82 (28.7%)	70 (24.5%)	20 (6.9%)	196 (68.5%)
2015	13 (8-5)	67 (23.4%)	143 (50.0%)	58 (20.3%)	18 (6.3%)	210 (73.4%)
2014	13 (7-6)	92 (32.2%)	72 (25.2%)	89 (31.1%)	33 (11.5%)	164 (57.3%)
2013	12 (3-9)	107 (40.5%)	59 (22.3%)	57 (21.6%)	41 (15.5%)	166 (66.7%)

# GAME 4 AUBURN

## GAME-BY-GAME BREAKDOWN

	FINAL	SCORE BY QUARTER					FIRST DOWNS					RUSHING			PASSING			OFFENSE		PUNTING	FUMBLES	PENALTY	THIRD	TOTAL
GAME	SCORE	1	2	3	4	OT	RU	PA	PN	TOT	ATT	YDS	TD	C-A-I	YDS	TD	ATT	YDS	NO-AVG	NO-LOST	NO-YDS	DOWNS	TOP	
E. Illinois	20	0	6	7	7	-	8	11	2	21	41	127	0	27-40-0	230	3	81	357	4-40.8	6-5	6-30	6/18	30:50	
Arkansas	55	10	28	10	7	-	5	13	0	18	37	80	2	21-29-0	353	4	66	433	5-29.4	0-0	4-40	7/15	27:31	
Arkansas	27	7	6	14	0	-	16	5	3	24	53	299	1	11-22-2	138	2	75	437	5-38.2	0-0	6-60	5/15	32:27	
Colorado St.	34	3	6	8	17	-	5	14	2	21	23	40	1	32-50-1	389	2	73	429	5-56.8	3-1	6-54	6/15	27:33	
North Texas	44	17	17	3	7	-	3	11	4	18	29	95	2	24-46-0	281	1	75	376	9-42.4	2-1	9-102	3/16	30:04	
Arkansas	17	0	10	0	7	-	4	12	4	20	32	126	2	20-45-6	210	0	77	336	9-34.2	0-0	10-70	4/16	29:56	
Arkansas																								
Auburn																								
Arkansas																								
Texas A&M																								
Alabama																								
Arkansas																								
Ole Miss																								
Arkansas																								
Tulsa																								
Arkansas																								
Vanderbilt																								
Arkansas																								
LSU																								
Arkansas																								
Arkansas																								
Miss. State																								
Arkansas																								
Missouri																								

## AP POLL

As of Sept. 16, 2018

Rank	Team	Record	Points	Previous
1	Alabama (58)	3-0	1521	1
2	Georgia	3-0	1416	3
3	Clemson (3)	3-0	1405	2
4	Ohio State	3-0	1357	4
5	Oklahoma	3-0	1283	5
6	LSU	3-0	1241	12
7	Stanford	3-0	1055	9
8	Notre Dame	3-0	1034	8
9	Auburn	2-1	958	7
10	Penn State	3-0	947	11
	Washington	2-1	947	10
12	West Virginia	2-0	841	14
13	Virginia Tech	2-0	816	13
14	Mississippi State	3-0	790	16
15	Oklahoma State	3-0	587	24
16	UCF	2-0	556	18
17	TCU	2-1	502	15
18	Wisconsin	2-1	486	6
19	Michigan	2-1	448	19
20	Oregon	3-0	399	20
21	Miami	2-1	362	21
22	Texas A&M	2-1	193	NR
23	Boston College	3-0	130	NR
24	Michigan State	1-1	86	25
25	BYU	2-1	75	NR

Dropped from rankings: Boise State 17, USC 22, Arizona State 23

Others receiving votes: Iowa 64, Boise State 62, Duke 61, Colorado 49, California 40, Kentucky 38, South Florida 14, Texas 12, NC State 10, Arizona State 9, Missouri 8, Utah 6, San Diego State 5, North Texas 4, South Carolina 4, Washington State 2, Syracuse 2

## AMWAY COACHES POLL

As of Sept. 16, 2018

Rank	Team	Record	Points	Previous
1	Alabama (60)	3-0	1572	1
2	Clemson (2)	3-0	1477	2
3	Georgia	3-0	1436	3
4	Ohio State(1)	3-0	1405	4
5	Oklahoma	3-0	1339	5
6	LSU	3-0	1171	13
7	Stanford	3-0	1116	9
8	Notre Dame	3-0	1083	8
9	Penn State	3-0	1070	10
10	Virginia Tech	2-0	927	11
11	Auburn	2-1	921	7
12	Washington	2-1	909	12
13	West Virginia	2-0	824	15
14	Mississippi State	3-0	780	16
15	Oklahoma State	3-0	672	19
16	Wisconsin	2-1	626	6
17	TCU	2-1	508	14
18	UCF	2-0	500	18
19	Oregon	3-0	384	23
20	Miami	2-1	373	20
21	Michigan	2-1	354	22
22	Texas A&M	2-1	150	NR
23	Michigan State	1-1	141	24
24	Boise State	2-1	114	17
25	Boston College	3-0	109	NR

Dropped from rankings: USC 21, Arizona State 25

Others receiving votes: Kentucky 98, Duke 55, South Florida 45, Colorado 41, South Carolina 40, Iowa 36, Washington State 35, BYU 30, Missouri 21, NC State 19, Appalachian State 13, Syracuse 11, California 11, Utah 10, Cincinnati 10, Texas 9, North Texas 5, Troy 4, Minnesota 3, Florida 3, Arizona State 3, San Diego State 3, Vanderbilt 2, Houston 2, Tennessee 2, Arkansas State 2, Fresno State 1



# GAME 4 AUBURN

## ARKANSAS INDIVIDUAL SEASON-HIGHS

Rush Attempts	26	Devwah Whaley, 9/8 at Colorado State
Yards Rushing	165	Devwah Whaley, 9/8 at Colorado State
TD Rushes	1 (5x)	M. Williams, Kelley, 9/15 vs. North Texas
Long Rush	68	Maleek Willias, 9/15 vs. North Texas
Pass Attempts	35	Cole Kelley, 9/15 vs. North Texas
Pass Completions	16	Cole Kelley, 9/15 vs. North Texas
Yards Passing	261	Ty Storey, 9/1 vs. E. Illinois
TD Passes	3	Ty Storey, 9/1 vs. E. Illinois
Long Pass	64	Cole Kelley, 9/8 at Colorado State
Receptions	5 (2x)	J. Jones, L. Pettway, 9/1 vs. E. Illinois
Yards Receiving	132	Jordan Jones, 9/1 vs. E. Illinois
TD Receptions	2	La'Michael Pettway, 9/1 vs. E. Illinois
Long Reception	64	TJ Hammonds, 9/8 at Colorado State
Field Goals	2 (2x)	last C. Limpert, 9/8 at Colorado State
Long Field Goal	54	Connor Limpert, 9/15 vs. North Texas
Punts	5 (2x)	last Reid Bauer, 9/15 vs. North Texas
Punting Avg.	38.2	Reid Bauer, 9/8 at Colorado State
Long Punt	44	Blake Johnson, 9/1 vs. E. Illinois
Punts Inside 20	2 (2x)	last Reid Bauer, 9/8 at Colorado State
Long Punt Return	45	Nate Dalton, 9/8 at Colorado State
Long Kickoff Return	34	De'Vion Warren, 9/1 vs. E. Illinois
Tackles	12	De'Jon Harris, 9/15 vs. North Texas
Sacks	1.0 (5x)	Munson, Watts, 9/15 vs. North Texas
Tackles For Loss	2.0	Dre Greenlaw, 9/1 vs. E. Illinois
Interceptions	1	Ryan Pulley, 9/8 at Colorado State

## ARKANSAS TEAM GAME-HIGHS

Rushes	53	9/8 at Colorado State
Yards Rushing	299	9/8 at Colorado State
Yards Per Rush	5.6	9/8 at Colorado State
TD Rushes	2	9/1 vs. E. Illinois
Pass Attempts	45	9/15 vs. North Texas
Pass Completions	21	9/1 vs. E. Illinois
Yards Passing	353	9/1 vs. E. Illinois
Yards Per Pass Comp.	16.8	9/1 vs. E. Illinois
TD Passes	4	9/1 vs. E. Illinois
Total Plays	77	9/15 vs. North Texas
Total Offense	437	9/8 at Colorado State
Yards Per Play	6.6	9/1 vs. E. Illinois
Points	55	9/1 vs. E. Illinois
Sacks By	2 (2x)	last 9/15 vs. North Texas
First Downs	24	9/8 at Colorado State
Penalties	10	9/15 vs. North Texas
Penalty Yards	70	9/15 vs. North Texas
Turnovers	6	9/15 vs. North Texas
Interceptions By	1	9/8 at Colorado State
Punts	9	9/15 vs. North Texas
Punting Avg	38.2	9/8 at Colorado State
Long Punt	44	9/1 vs. Illinois
Punts inside 20	2	9/1 vs. E. Illinois

## ARKANSAS' LONGEST PLAYS

Rush	68	Maleek Williams, 9/15 vs. North Texas
Pass	64	C. Kelley to TJ Hammonds, 9/8 at CSU
Field Goal	54	Connor Limpert, 9/15 vs. North Texas
Punt	44	Blake Johnson, 9/1 vs. E. Illinois
Punt Return	45	Nate Dalton, 9/8 at Colorado State
Kickoff Return	34	De'Vion Warren, 9/1 vs. E. Illinois
Interception Return		
Fumble Return	60	Bumper Pool, 9/1 vs. E. Illinois

## OPPONENT INDIVIDUAL SEASON-HIGHS

Rushes	12 (2x)	J. Scott, J. Brantley, 9/1 vs. E. Illinois
Yards Rushing	82	Jamal Scott, 9/1 vs. E. Illinois
TD Rushes	1 (3x)	Fine, Easy, 9/15 vs. North Texas
Long Rush	29	Jamal Scott, 9/1 vs. E. Illinois
Pass Attempts	47	KJ Carta-Samuels, 9/8 at Colorado State
Pass completions	32	KJ Carta-Samuels, 9/8 at Colorado State
Yards Passing	389	KJ Carta-Samuels, 9/8 at Colorado State
TD Passes	2 (2x)	last Carta-Samuels, 9/8 Colorado State
Long Pass	54	KJ Carta-Samuels, 9/8 at Colorado State
Receptions	12	Preston Williams, 9/8 at Colorado State
Yards Receiving	154	Preston Williams, 9/8 at Colorado State
TD Receptions	3	A. Hollins, 9/1 vs. E. Illinois
Long Reception	54	Cameron Butler, 9/8 at Colorado State
Field Goals	4	Wyatt Bryan, 9/8 at Colorado State
Long Field Goal	55	Wyatt Bryan, 9/8 at Colorado State
Punts	9	A. Kenworthy, 9/15 vs. North Texas
Punting Avg.	56.8	R. Stonehouse, 9/8 at Colorado State
Long Punt	70	Ryan Stonehouse, 9/8 at Colorado State
Punts Inside 20	5	A. Kenworthy, 9/15 vs. North Texas
Long Punt Return	90	Keegan Brewer, 9/15 vs. North Texas
Long Kickoff Return	36	Matt Reyna, 9/1 vs. E. Illinois
Tackles	12 (2x)	last EJ Ejiya, 9/15 vs. North Texas
Sacks	2.0	L. Hamilton, 9/15 vs. North Texas
Tackles for Loss	3.0	EJ Ejiya, 9/15 vs. North Texas
Interceptions	2 (2x)	Brooks, Muhammad, 9/15 vs. North Texas

## OPPONENT TEAM GAME-HIGHS

Rushes	41	9/1 vs. E. Illinois
Yards Rushing	127	9/1 vs. E. Illinois
Yards per Rush	3.3	9/15 vs. North Texas
TD Rushes	2	9/15 vs. North Texas
Pass Attempts	47	9/8 at Colorado State
Pass Completions	32	9/8 at Colorado State
Yards Passing	389	9/8 at Colorado State
Yards per Pass Comp.	12.2	9/8 at Colorado State
TD Passes	3	9/1 vs. E. Illinois
Total Plays	81	9/1 vs. E. Illinois
Total Offense	376	9/15 vs. North Texas
Yards per Play	5.9	9/1 at Colorado State
Points	44	9/15 vs. North Texas
Sacks By	5	9/15 vs. North Texas
First Downs	21 (2x)	last 9/8 at Colorado State
Penalties	9	9/15 vs. North Texas
Penalty Yards	102	9/15 vs. North Texas
Turnovers	5	9/1 vs. E. Illinois
Interceptions By	6	9/15 vs. North Texas
Punts	9	9/15 vs. North Texas
Punting Avg.	56.8	9/8 at Colorado State
Long Punt	70	9/8 at Colorado State
Punts Inside 20	5	9/15 vs. North Texas

## OPPONENT'S LONGEST PLAYS

Rush	29	Jamal Scott, 9/1 vs. E. Illinois
Pass	54	Carta-Samuels to Butler, 9/8 at CSU
Field Goal	55	Wyatt Bryan, 9/8 at Colorado State
Punt	70	R. Stonehouse, 9/8 at Colorado State
Punt Return	90	Keegan Brewer, 9/15 vs. North Texas
Kickoff Return	26	Matt Reyna, 9/1 vs. E. Illinois
Interception Return	4	Emmanuel Jones, 9/8 at Colorado State
Fumble Return		

## THE LAST TIME ARKANSAS . . .

### RUSHING

Had 500+ yards rushing	..... vs. South Carolina, 2007 (542)
Had 400+ yards rushing:	..... at Texas Tech, 2014 (438)
Had 400+ yards rushing in consecutive games	..... at Texas Tech, 2014 (438)
	..... vs. Nicholls, 2014 (495)
Had 300+ yards rushing:	..... at Mississippi State, 2016 (357)
Had 300+ yards rushing in consecutive games	..... at Texas Tech, 2014 (438)
	..... vs. Nicholls, 2014 (495)
Had 300+ yards rushing in three consecutive games	..... at Alabama, 2007 (301)
	..... vs. Kentucky, 2007 (338)
	..... vs. North Texas, 2007 (446)
Had 300+ yards rushing in four consecutive games	..... vs. Troy, 2007 (350)
	..... at Alabama, 2007 (301)
	..... Kentucky, 2007 (338)
	..... vs. North Texas, 2007 (446)
Had 250+ yards rushing:	..... at Colorado State, 2018 (299)
Had 200+ yards rushing:	..... at Colorado State, 2018 (299)
Had 200+ yards in consecutive games	..... vvs. Coastal Carolina, 2017 (259) and at Ole Miss, 2017 (265)
Had 70+ rushing attempts:	..... at Kentucky, 2003 (71)
Had 60+ rushing attempts:	..... at Texas Tech, 2014 (68)
Had 50+ rushing attempts:	..... at Colorado State, 2018 (53)
Had 7+ rushing TDs:	..... at Texas Tech, 2014 (7)
Had 6+ rushing TDs:	..... vs. UT Martin, 2015 (6)
Had 6+ rushing TDs in consecutive games	..... vs. Nicholls, 2014 (6)
	..... at Texas Tech, 2014 (7)
Had 5+ rushing TDs:	..... at Mississippi State, 2016 (5)
Had 5+ rushing TDs in consecutive games	..... vs. Nicholls, 2014 (6)
	..... at Texas Tech, 2014 (7)
Had 4+ rushing TDs:	..... vs. Missouri, 2017 (4)
Had 4+ rushing TDs in consecutive games	..... vs. UT Martin, 2015 (6) and vs. Auburn, 2015 (4)
Had 3+ rushing TDs:	..... vs. Missouri, 2017 (4)
Had 3+ rushing TDs in consecutive games	..... vs. Texas A&M, 2017 (3) and vs. New Mexico State, 2017 (3)
Had 3+ rushing TDs in three straight games:	..... at Texas Tech, 2014 (7)
	..... vs. NIU, 2014 (3)
	..... vs. Texas A&M, 2014 (3)
Had 2+ players with 100 yards rushing:	..... at Mississippi State, 2016 (Williams III - 205, Whaley - 112)
Had 3+ players with 100 yards rushing:	..... vs. North Texas, 2007 (McFadden - 138, Jones - 132, Barnett - 105)

### PASSING

Had 500+ yards passing:	..... vs. Texas A&M, 2011 (510)
Had 400+ yards passing:	..... vs. Alabama, 2016 (400)
Had 300+ yards passing:	..... vs. Eastern Illinois, 2018 (353)
Had 200+ yards passing:	..... vs. North Texas, 2018 (210)
Had 50+ pass attempts	..... vs. Toledo, 2015 (53)
Had 40+ pass attempts:	..... at Alabama, 2017 (42)
Had 30+ pass attempts:	..... at Ole Miss, 2017 (30)
Had 30+ pass completions:	..... vs. Mississippi State, 2015 (30)
Had 25+ pass completions:	..... vs. Alabama, 2016 (25)
Had 20+ pass completions:	..... vs. North Texas, 2018 (20)
Had fewer than 10 pass completions	..... vs. TCU, 2017 (9)
Had 7+ passing TDs:	..... vs. Mississippi State, 2015 (7)
Had 6+ passing TDs:	..... vs. Mississippi State, 2015 (7)
Had 5+ passing TDs:	..... vs. Mississippi State, 2015 (7)
Had 4+ passing TDs:	..... vs. Eastern Illinois, 2018 (4)
Had 3+ passing TDs:	..... vs. Eastern Illinois, 2018 (4)
Had 4+ passes intercepted:	..... vs. North Texas, 2018 (6)
Had 3+ passes intercepted:	..... vs. North Texas, 2018 (6)

### RECEIVING

Had two players with 100 yards receiving:	..... at Ole Miss, 2015 (Morgan - 122, Reed - 105)
Had 10+ different receivers catch a pass	..... vs. North Texas, 2018 (11)
Had 9+ different receivers catch a pass	..... vs. North Texas, 2018 (11)
Had 8+ different receivers catch a pass	..... vs. North Texas, 2018 (11)
Had multiple players catch 7+ passes in a game	..... vs. Mississippi State, 2015 (2)
	(Morgan - 7 & Henry - 7)

### COMBINATION OFFENSE

Had one 300-yard passer and one 100-yard rusher in a game:	..... at Missouri, 2016
	(Allen - 346 pass & Williams III - 117 rush)
Had one 300-yard passer and one 200-yard rusher in a game:	..... at Mississippi State, 2016
	(Allen - 303 pass & Williams III - 205 rush)
Had one 100-yard receiver and one 100-yard rusher in a game:	..... at Missouri, 2016
	(Hatcher - 106 receiving & Williams III - 117 rush)
Had one 100-yard receiver and one 100-yard rusher in consecutive games:	..... at Missouri, 2016
	(Hatcher - 106 receiving & Williams III - 117 rush)
Had one 200-yard rusher and one 100-yard receiver in a game:	..... vs. South Carolina, 2006
	(McFadden - 219 rushing & Monk - 192 receiving)
Had one 150-yard rusher and one 150-yard receiver in a game:	..... vs. Texas A&M, 2015
	(Collins - 151 rushing & Morgan - 155 receiving)
Had four different receivers catch a touchdown pass:	..... at Mississippi State, 2015
	(Sprinkle - 3, Henry - 2, Morgan - 1, Cornelius - 1)
Had two 100-yard rushers:	..... at Mississippi State, 2015
	(Williams III - 205 & Whaley - 112)
Had two 100-yard rushers in consecutive games:	..... at Texas Tech, 2014 (Collins - 145 & Williams - 212)
	..... vs. Nicholls, 2014 (Collins - 143 & Williams - 131)

Had a 200-yard rusher and a 100-yard rusher in a game:	..... at Mississippi State, 2015
	(Williams III - 205 & Whaley - 112)
Had two 150-yard rushers in a game:	..... vs. South Carolina, 2007
	(McFadden - 321 & Jones - 166)
Had three 100-yard rushers in a game:	..... vs. North Texas , 2007
	(McFadden - 138, Jones - 132 & Barnett - 105)
Had two 100-yard receivers in a game:	..... at Ole Miss, 2015
	(Morgan - 122 & Reed - 105)

### TOTAL OFFENSE

Had 700+ yards total offense	..... vs. North Texas, 2007 (713)
Had 600+ yards total offense	..... at Mississippi State, 2016 (663)
Had 550+ yards total offense	..... at Mississippi State, 2016 (663)
Had 500+ yards total offense	..... vs. Coastal Carolina, 2017 (523)
Had 400+ yards total offense	..... at Colorado State, 2018 (437)
Had 500+ yards total offense in consecutive games	..... at Mississippi State, 2016 (661)
	..... at Missouri, 2016 (503)
Had 85+ plays total offense	..... at Missouri, 2016 (85)
Had 80+ plays total offense	..... at Ole Miss, 2017 (83)
Had 75+ plays total offense	..... vs. North Texas, 2018 (75)

### SCORING

Scored 70+ points	..... vs. Nicholls, 2014 (73)
Scored 60+ points	..... vs. UT Martin, 2015 (63)
Scored 50+ points	..... vs. Eastern Illinois, 2018 (55)
Scored 40+ points	..... vs. Eastern Illinois, 2018 (55)
Scored 30+ points	..... vs. Eastern Illinois, 2018 (55)
Scored 40+ points in three consecutive games	..... vs. Auburn, 2015 (54)
	..... vs. UT Martin, 2015 (63)
	..... at Ole Miss, 2015 (53)
Scored 30+ points in five consecutive games	..... vs. Auburn, 2015 (54)
	..... vs. UT Martin, 2015 (63)
	..... at Ole Miss, 2015 (53)
	..... at LSU, 2015 (31)
	..... vs. Mississippi State, 2015 (50)
Scored 40+ points in a half	..... vs. Nicholls, 2014 (56)
Scored 30+ points in a half	..... at Eastern Illinois, 2018 (38)
Scored 35+ points in a quarter	..... vs. Nicholls, 2014 (35)
Scored 28+ points in a quarter	..... vs. Eastern Illinois, 2018 (2nd-28)
Scored 50+ points in consecutive games	..... at Ole Miss (53) & vs. UT Martin (63)
Scored 50+ points in three consecutive games	..... at Ole Miss (53) & vs. UT Martin (63)
Scored 50+ points in consecutive SEC games	..... vs. Auburn, 2015 (54)
	..... at Ole Miss, 2015 (53)
Both teams combined for 100+ points	..... at Mississippi State, 2015 (W, 58-42)
Allowed 60+ points	..... at Auburn, 2010 (65)
Allowed 50+ points	..... vs. Auburn, 2017 (52)
Allowed 40+ points	..... vs. North Texas, 2018 (44)
Allowed 30+ points	..... vs. North Texas, 2018 (44)
Was held scoreless	..... at Alabama, 2013 (52-0)
Was held scoreless at Donald W. Reynolds Razorback Stadium	..... vs. Alabama, 2012 (52-0)
Was held scoreless on the road	..... at Alabama, 2013 (52-0)
Was held scoreless at a neutral site	..... vs. Ole Miss, 1959 (28-0)
Won a game without a rushing TD	..... vs. Kansas State, 2011
Won a game without a passing TD	..... vs. Missouri, 2015
Won a game in the last 25 seconds of regulation with a TD	..... at Georgia, 2010
Won a game in the last 25 seconds of regulation with a field goal	..... at Ole Miss, 2017
Held opponent scoreless	..... vs. Ole Miss, 2014 (30-0)
Held opponent scoreless at Donald W. Reynolds Razorback Stadium	..... vs. Ole Miss, 2014 (30-0)
Held opponent scoreless on the road	..... at South Carolina, 2002 (23-0)
Held opponent without a touchdown	..... vs. Texas State, 2016 (42-3)
Held opponent without an offensive touchdown	..... vs. Florida, 2016 (31-10)
Held two opponents scoreless in one season	..... vs. LSU, 2014 (17-0)
	..... vs. Ole Miss, 2014 (30-0)
Held three opponents scoreless in one season	..... vs. Tulsa, 1982 (38-0)
	..... vs. TCU, 1982 (35-0)
	..... vs. Texas A&M, 1982 (35-0)
Held an opponent scoreless in consecutive games	..... vs. LSU, 2014 (17-0)
	..... vs. Ole Miss, 2014 (30-0)
Held an SEC opponent scoreless	..... vs. Ole Miss, 2014 (30-0)
Held an SEC opponent scoreless in consecutive games	..... vs. LSU, 2014 (17-0)
	..... vs. Ole Miss, 2014 (30-0)
Held two SEC opponents scoreless in one season	..... vs. LSU, 2014 (17-0)
	..... vs. Ole Miss, 2014 (30-0)
Scored on the first offensive play of the game	..... vs. Nicholls, 2014 (Hatcher - 82-yard rush)
Scored on the first offensive series of the game	..... vs. Eastern Illinois, 2018 (Limpert - 35-yd FG)
Scored a two-point conversion passing	..... vs. Coastal Carolina, 2017 (Cole Kelley to Jeremy Patton)
Scored a two-point conversion rushing	..... at Mississippi State, 2016 (Keon Hatcher rush)
Had three players with 2 TDs in a game	..... vs. Eastern Michigan, 2009 (Green - 2, Davis - 2 & Adams - 2)

## THE LAST TIME ARKANSAS...

### DEFENSE

Held opponent to 10 or fewer first downs: ..... vs. Florida A&M, 2017 (9)  
 Held opponent to 0 or fewer yards rushing: ..... vs. Wisconsin, 2007 (-5)  
 Held opponent to 25 or fewer yards rushing: ..... vs. New Mexico State, 2017 (11)  
 Held opponent to 50 or fewer yards rushing: ..... at Colorado State, 2018 (40)  
 Held opponent to 50 or fewer yards passing: ..... vs. Vanderbilt, 2010 (36)  
 Held opponent to 100 or fewer yards rushing: ..... vs. North Texas, 2018 (95)  
 Held opponent to 100 or fewer yards passing: ..... vs. Florida A&M, 2017 (95)  
 Held opponent to 200 or fewer yards total offense: ..... vs. Florida A&M, 2017 (175)  
 Held opponent to 250 or fewer yards total offense: ..... vs. Florida A&M, 2017 (175)  
 Held opponent to 300 or fewer yards total offense: ..... vs. Florida A&M, 2017 (175)  
 Intercepted 5+ passes: ..... vs. Florida International, 2007 (5)  
 Intercepted 4+ passes: ..... vs. Mississippi State, 2007 (4)  
 Intercepted 3+ passes: ..... vs. Ole Miss, 2014 (3)  
 Scored a safety: ..... vs. Toledo, 2015  
 Recorded 8+ sacks: ..... at Auburn, 2016 (8)  
 Recorded 6+ sacks: ..... vs. Nicholls, 2014 (6)  
 Recorded 5+ sacks: ..... at LSU, 2015 (5)  
 Recorded 4+ sacks: ..... vs. Virginia Tech, 2016 (4)

### SPECIAL TEAMS

Returned a punt for a TD: ..... vs. Kansas State, 2011 (Adams - 51 yards)  
 Returned two punts for TDs: ..... vs. Missouri State, 2011 (Adams - 61 yards, 69 yards)  
 Returned a blocked punt for a TD: ..... vs. Eastern Michigan, 2009 (Armbrust - 1 yard)  
 Returned a kickoff for a TD: ..... vs. Auburn, 2017 (Warren - 100)  
 Returned a game-opening kickoff for a TD: ..... vs. Northern Illinois, 2014 (Marshall - 97)  
 Returned a season-opening kickoff for a TD: ..... vs. Missouri State, 2009 (D. Johnson - 91 yards)  
 Returned a blocked FG for a TD: ..... at Mississippi State, 2004 (Brown - 76 yards)  
 Blocked one punt: ..... at Alabama, 2015 (Sprinkle)  
 Punted 10+ times: ..... at Auburn, 2016 (10)  
 Did not punt: ..... vs. Alcorn State, 2016  
 Blocked a field goal: ..... vs. Alcorn State, 2016 (Dan Skipper)  
 Had a punt blocked: ..... vs. Toledo, 2015 (Zach Quinn)  
 Scored on a fake punt: ..... vs. Texas A&M, 2014 (Sam Irwin-Hill - 51 yard rush)  
 Scored on a fake field goal: ..... vs. UAB, 2014 (Sebastian Tretola 6 yard pass to Alan D'Appollonio)  
 Had a field goal blocked: ..... vs. Kansas State, 2015 (Marquel Bryant)  
 Blocked a PAT kick: ..... vs. Eastern Illinois, 2018 (Bumper Pool)  
 Missed a kicking PAT: ..... at Alabama, 2017 (Connor Limpert)  
 Had a kicking PAT blocked: ..... vs. Georgia, 2014 (Ray Drew)

### MISCELLANEOUS

Had 35+ first downs: ..... at Ole Miss, 2015 (35)  
 Had 30+ first downs: ..... vs. Kansas State, 2015 (30)  
 Had 20+ first downs: ..... vs. North Texas, 2018 (20)  
 Had 20+ passing first downs: ..... vs. Mississippi State, 2015 (21)  
 Had 20+ rushing first downs: ..... at Texas Tech, 2014 (24)  
 Had 15+ penalties: ..... vs. Air Force, 1975 (17)  
 Had 10+ penalties: ..... vs. North Texas, 2018 (10)  
 Had 100+ yards in penalties: ..... vs. Texas A&M, 2011 (112)  
 Had 35 minutes+ of possession time: ..... at Ole Miss, 2017 (40:27)  
 Was involved in an overtime game: ..... vs. Texas A&M, 2017 (L, 50-43)  
 Defeated a ranked opponent: ..... vs. No. 10 Florida, 2016 (31-10)  
 Defeated a ranked opponent on the road: ..... at No. 15 TCU, 2016  
 Defeated ranked opponents in consecutive games: ..... at No. 18 Ole Miss, 2015 (53-52, OT)  
 ..... at No. 9 LSU, 2015 (31-14)  
 Won game on final offensive play: ..... at Ole Miss, 2017 (34-yard field goal)  
 Zero sacks allowed in a game: ..... vs. Coastal Carolina, 2017  
 Zero sacks allowed in consecutive games: ..... vs. Toledo, 2015  
 ..... vs. Texas Tech, 2015  
 Zero sacks allowed in three consecutive games: ..... vs. UTEP, 2015  
 ..... vs. Toledo, 2015  
 ..... vs. Texas Tech, 2015  
 Came back from 15+ points down to win: ..... at Ole Miss, 2017 (down 24 - won 38-37)  
 Recorded more points than plays: ..... vs. UT Martin, 2015 (63 points, 56 plays)

## THE LAST TIME AN ARKANSAS PLAYER...

### RUSHING

Rushed 40+ times:	DeCori Birmingham at Kentucky, 2003 (40)
Rushed 35+ times:	Michael Smith at Kentucky, 2008 (35)
Rushed 30+ times:	Alex Collins vs. Missouri, 2015 (30)
Rushed 25+ times:	Devwah Whaley at Colorado State, 2018 (26)
Rushed for 300+ yards:	Darren McFadden vs. South Carolina, 2007 (321)
Rushed for 250+ yards:	Darren McFadden vs. South Carolina, 2007 (321)
Rushed for 200+ yards:	Rawleigh Williams III at Mississippi State, 2016 (205)
Rushed for 175+ yards:	Rawleigh Williams III at Mississippi State, 2016 (205)
Rushed for 150+ yards:	Devwah Whaley at Colorado State, 2018 (165)
Rushed for 125+ yards:	Devwah Whaley at Colorado State, 2018 (165)
Rushed for 100+ yards:	Devwah Whaley at Colorado State, 2018 (165)
Rushed for 100+ yards as a true freshman in his first career game:	Chase Hayden vs. Florida A&M, 2017 (120)
Rushed for 100+ yards (quarterback):	Matt Jones vs. Ole Miss, 2004 (126)
Rushed for 150+ yards in consecutive games:	Alex Collins at Texas Tech, 2015 (170) vs. Texas A&M, 2015 (151) at Tennessee, 2015 (154)
Rushed for 100+ yards in consecutive games:	Rawleigh Williams III at Mississippi State, 2016 (205) at Missouri, 2016 (117)
Rushed for 5+ touchdowns:	Alex Collins vs. UT Martin, 2015 (5)
Rushed for 4+ touchdowns:	Rawleigh Williams III at Mississippi State, 2016 (4)
Rushed for 3+ touchdowns:	Rawleigh Williams III at Mississippi State, 2016 (4)
Rushed for 3+ touchdowns (quarterback):	Matt Jones vs. New Mexico State, 2003 (3)
Rushed for 2+ touchdowns:	David Williams vs. Missouri, 2017 (2)
Had three players rush for touchdowns:	Hammonds (1), Whaley (1), Cantrell (1) and Kelley (1) vs. Coastal Carolina, 2017
Had four players rush for touchdowns:	Hammonds (1), Whaley (1), Cantrell (1) and Kelley (1) vs. Coastal Carolina, 2017
Had a run of 80+ yards:	T.J. Hammonds vs. Coastal Carolina, 2017 (88)
Had a run of 70+ yards:	T.J. Hammonds vs. Coastal Carolina, 2017 (88)
Had a run of 60+ yards:	T.J. Hammonds vs. Coastal Carolina, 2017 (88)
Had a run of 50+ yards:	T.J. Hammonds vs. Coastal Carolina, 2017 (88)
Had multiple players with a run of 50+ yards:	Rawleigh Williams III (72) & Devwah Whaley (50) at Mississippi State, 2016

### PASSING

Passed for 500+ yards:	Tyler Wilson vs. Texas A&M, 2011 (510)
Passed for 450+ yards:	Tyler Wilson vs. Texas A&M, 2011 (510)
Passed for 400+ yards:	Austin Allen vs. Alabama, 2016 (400)
Passed for 300+ yards:	Austin Allen vs. Missouri, 2017 (313)
Passed for 250+ yards:	Ty Storey vs. Eastern Illinois, 2018 (261)
Passed for 200+ yards:	Ty Storey vs. Eastern Illinois, 2018 (261)
Attempted 50+ passes:	Brandon Allen vs. Toledo, 2015 (53)
Attempted 45+ passes:	Austin Allen vs. Alabama, 2016 (48)
Attempted 35+ passes:	Cole Kelley vs. North Texas, 2018 (35)
Attempted 30+ passes:	Cole Kelley vs. North Texas, 2018 (35)
Completed 20+ passes:	Cole Kelley at Alabama, 2017 (23)
Threw 4+ touchdown passes:	Brandon Allen vs. Mississippi State, 2015 (7)
Threw 3+ touchdown passes:	Ty Storey vs. Eastern Illinois, 2018 (3)
Threw 2+ touchdown passes:	Cole Kelley at Colorado State, 2018 (2)
Threw 2+ touchdown passes in consecutive games:	Austin Allen vs. Texas A&M, 2017 (2) vs. New Mexico State, 2017 (3)
Threw 5+ interceptions:	Lamar McHan at SMU, 1951 (5)
Threw 4+ interceptions:	Cole Kelley vs. North Texas, 2018 (4)
Threw 3+ interceptions:	Cole Kelley vs. North Texas, 2018 (4)
Completed pass for 90+ yards:	Matt Jones at Tennessee, 2002 (92)
Completed pass for 80+ yards:	Tyler Wilson vs. Rutgers, 2012 (80)
Completed pass for 70+ yards:	Austin Allen vs. Texas State, 2016 (73)
Completed pass for 60+ yards:	Cole Kelley at Colorado State, 2018 (64)
Completed pass for 50+ yards:	Cole Kelley at Colorado State, 2018 (64)

### RECEIVING

Caught 10+ passes:	Cobi Hamilton vs. LSU, 2012 (10)
Caught 9+ passes:	Drew Morgan at Ole Miss, 2015 (9)
Caught 8+ passes:	Jonathan Nance at South Carolina, 2017 (8)
Caught 7+ passes:	Jonathan Nance at South Carolina, 2017 (8)
Caught 10+ passes in consecutive games:	Cobi Hamilton vs. Tulsa, 2012 (11) vs. Ole Miss, 2012 (12)
Had 300+ yards receiving:	Cobi Hamilton vs. Rutgers, 2012 (303)
Had 200+ yards receiving:	Cobi Hamilton vs. Rutgers, 2012 (303)
Had 175+ yards receiving:	Cobi Hamilton vs. Tulsa, 2012 (177)
Had 150+ yards receiving:	Drew Morgan vs. Texas A&M, 2015 (155)
Had 100+ yards receiving:	Jordan Jones vs. Eastern Illinois, 2018 (132)
Had 100+ yards receiving in consecutive games:	Jordan Jones vs. Missouri, 2017 (122) vs. Eastern Illinois, 2018 (132)
Had 100+ yards receiving (tight end):	Hunter Henry vs. Mississippi State, 2015 (129)
Caught 3+ TD passes:	Jeremy Sprinkle vs. Mississippi State, 2015 (3)
Caught 2+ TD passes:	La'Michael Pettway vs. Eastern Illinois, 2018 (2)
Caught 2+ TD passes (tight end):	Hunter Henry vs. Mississippi State, 2015 (2)
2+ tight ends caught TD passes:	Hunter Henry (2) & Jeremy Sprinkle (3) vs. Mississippi State, 2015

### TOTAL OFFENSE

Had 450+ yards total offense:	Tyler Wilson vs. Texas A&M, 2011 (481)
Had 400+ yards total offense:	Brandon Allen vs. Mississippi State, 2015 (411)
Had 350 yards+ total offense:	Austin Allen vs. Alabama, 2016 (390)
Had 300 yards+ total offense:	Austin Allen vs. Missouri, 2017 (307)
Had 100 yards both passing and rushing:	Matt Jones vs. Ole Miss, 2004 (Rushing - 126, Passing - 108)

### SCORING

Accounted for 5+ touchdowns:	Rawleigh Williams III at Mississippi State, 2016 (5)
Accounted for 4+ touchdowns:	Ty Storey vs. Eastern Illinois, 2018 (4)
Accounted for 3+ touchdowns:	Ty Storey vs. Eastern Illinois, 2018 (4)
Scored 4+ touchdowns:	Rawleigh Williams III at Mississippi State, 2016 (5)
Scored 3+ touchdowns:	Rawleigh Williams III at Mississippi State, 2016 (5)
Scored 2+ touchdowns:	La'Michael Pettway (2) vs. Eastern Illinois, 2018
Multiple players score 2+ touchdowns:	Chase Hayden (2) and Jonathan Nance (2) vs. New Mexico State, 2017

### DEFENSE

Intercepted 3+ passes:	Michael Grant vs. Louisiana-Monroe, 2006 (3)
Intercepted 2+ passes:	Henre Toliver vs. Missouri, 2017 (2)
Recovered 2+ fumbles:	Chevin Calloway vs. Eastern Illinois, 2018 (2)
Forced 2+ fumbles:	De'Andre Coley vs. Alabama, 2016 (2)
Recorded 5+ sacks:	Wayne Martin vs. Ole Miss, 1988 (5.0)
Recorded 3+ sacks:	Chris Smith vs. Southern Miss, 2013 (3.0-22)
Recorded 2+ sacks:	Deatrich Wise vs. Missouri, 2015 (2.0-6)
Recorded 5+ tackles for loss:	Jermaine Brooks vs. Auburn, 2001 (5-16)
Recorded 3+ tackles for loss:	Brooks Ellis at TCU, 2016 (3.0-9)
Recorded 20+ tackles:	Jerry Franklin at Mississippi State, 2010 (20)
Recorded 10+ tackles:	De'Jon Harris, Santos Ramirez at Colorado State, 2018 (11, 10)
Recorded 10+ tackles in back-to-back games:	Dre Greenlaw vs. Mississippi State, 2017 (10) vs. Missouri, 2017 (11)
Recorded 10+ tackles in three straight games:	De'Jon Harris at South Carolina, 2017 (12) at Alabama, 2017 (12) vs. Auburn, 2017 (11)
Recorded 15+ tackles in back-to-back games:	Tony Bua vs. Kentucky, 2003 (15) vs. South Carolina, 2003 (19)
Recorded 15+ tackles twice in one season:	Brooks Ellis vs. Alabama, 2015 (15) vs. Mississippi State, 2015 (15)
Returned an interception for a touchdown:	Santos Ramirez vs. Florida, 2016
Returned a fumble for a touchdown:	Kevin Richardson at Ole Miss, 2017

### SPECIAL TEAMS

Scored 10+ points kicking:	Connor Limpert vs. Eastern Illinois, 2018 (13)
Made 5+ field goals:	Kendall Trainor vs. Texas A&M, 1988 (5)
Made 4+ field goals:	Alex Tejada vs. Troy, 2007 (4)
Made two field goals of 50+ yards:	Steve Little vs. Oklahoma State, 1976 (53 & 57)
Made one field goal of 50+ yards:	Connor Limpert vs. North Texas, 2018 (54)
Kicked a punt of 70+ yards:	Sam Irwin-Hill vs. South Carolina, 2013 (79)
Kicked a punt of 60+ yards:	Blake Johnson vs. Auburn, 2017 (60)
Punted 10+ times:	Toby Baker at Auburn, 2016 (10)
Totaled 175+ kick return yards:	DeCori Birmingham vs. Alabama, 2002 (197)
Totaled 150+ kick return yards:	Dennis Johnson at Texas, 2008 (150)
Totaled 100+ kick return yards:	De'Vion Warren at Coastal Carolina, 2017 (104)
Totaled 50+ punt return yards:	D.J. Dean vs. Nicholls, 2014 (94)



## THE LAST TIME AN OPPONENT ...

### RUSHING

Had 500+ yards rushing:	at Auburn, 2016 (543)
Had 400+ yards rushing:	at Auburn, 2016 (543)
Had 300+ yards rushing:	Auburn, 2017 (345)
Had 200+ yards rushing:	Mississippi State, 2017 (248)
Had 70+ rushing attempts:	at Mississippi State, 2010 (70)
Had 60+ rushing attempts:	Missouri, 2017 (60)
Had 50+ rushing attempts:	Missouri, 2017 (60)
Had 7+ rushing TDs:	at Auburn, 2016 (7)
Had 6+ rushing TDs:	at Auburn, 2016 (7)
Had 5+ rushing TDs:	Auburn, 2017 (5)
Had 4+ rushing TDs:	at Ole Miss, 2017 (4)

### PASSING

Had 500+ yards passing:	Mississippi State, 2015 (508)
Had 400+ yards passing:	Missouri, 2017 (448)
Had 300+ yards passing:	at Colorado State, 2018 (389)
Had 200+ yards passing:	vs. North Texas, 2018 (281)
Had 60+ pass attempts:	Louisiana-Monroe, 2012 (68)
Had 50+ pass attempts:	at Colorado State, 2018 (50)
Had 40+ pass attempts:	vs. North Texas, 2018 (46)
Had 30+ pass attempts:	vs. North Texas, 2018 (46)
Had 40+ pass completions:	Louisiana-Monroe, 2012 (42)
Had 30+ pass completions:	at Colorado State, 2018 (32)
Had 25+ pass completions:	at Colorado State, 2018 (32)
Had 20+ pass completions:	vs. North Texas, 2018 (24)
Had 5+ passing TDs:	Missouri, 2017 (5)
Had 4+ passing TDs:	Missouri, 2017 (5)
Had 3+ passing TDs:	Missouri, 2017 (5)

### RECEIVING

Had two players with 100-yards receiving in a game:	at Colorado State, 2018 (Preston Williams, 154; Cameron Butler - 107)
Had 4+ players catch 5+ passes:	at TCU, 2016 (Kyle Hicks - 8, K. Turpin - 7, Ty Slanina - 7 & Desmond White - 5)
Had 3+ players catch 5+ passes:	Missouri, 2017 (J'Mon Moore - 10, Al Okwuegbunam - 5, Nate Brown - 5)
Had 10+ players catch a pass:	UT Martin, 2015 (10)
Had 8+ players catch a pass:	at Colorado State, 2018 (9)

### TOTAL OFFENSE

Had 700+ yards total offense:	at Southern California, 2005 (736)
Had 650+ yards total offense:	Missouri, 2017 (696)
Had 600+ yards total offense:	Missouri, 2017 (696)
Had 550+ yards total offense:	Missouri, 2017 (696)
Had 500+ yards total offense:	Missouri, 2017 (696)
Had 400+ yards total offense:	at Colorado State, 2018 (429)
Had 100+ plays total offense:	Missouri, 2017 (102)
Had 90+ plays total offense:	Missouri, 2017 (102)
Had 80+ plays total offense:	Eastern Illinois, 2018 (81)
Had 75+ plays total offense:	vs. North Texas, 2018 (75)

### SCORING

Scored 70+ points:	at Southern California, 2005 (70)
Scored 60+ points:	at Auburn, 2010 (65)
Scored 50+ points:	Auburn, 2017 (52)
Scored 40+ points:	vs. North Texas, 2018 (44)
Scored 30+ points:	vs. North Texas, 2018 (44)
Scored a two-point conversion rushing:	at LSU, 2007
Scored a two-point conversion passing:	at Colorado State, 2018
Failed on a two-point conversion attempt:	vs. Texas A&M, 2017

### TURNOVERS

Had 5+ fumbles:	Eastern Illinois, 2018 (6, lost 5)
Had 4+ fumbles lost:	Eastern Illinois, 2018 (5)
Had 3+ fumbles lost:	Eastern Illinois, 2018 (5)
Committed 5+ turnovers:	Eastern Illinois, 2018 (5)
Did not commit a turnover:	at LSU, 2017
Intercepted 8+ Arkansas passes:	at SMU, 1951 (8)
Intercepted 7+ Arkansas passes:	at SMU, 1951 (8)
Intercepted 6+ Arkansas passes:	North Texas, 2018 (6)
Intercepted 5+ Arkansas passes:	North Texas, 2018 (6)
Intercepted 4+ Arkansas passes:	North Texas, 2018 (6)
Intercepted 3+ Arkansas passes:	North Texas, 2018 (6)
Returned an interception for a touchdown:	North Texas, 2018
Returned a fumble for a touchdown:	Coastal Carolina, 2017

### DEFENSE

Held Arkansas to 10 or fewer first downs:	at Alabama, 2015 (10)
Recorded 9+ sacks:	Oklahoma, 2001 (9.0-55)
Recorded 8+ sacks:	Oklahoma, 2001 (9.0-55)
Recorded 7+ sacks:	Alabama, 2016 (7.0-53)
Recorded 6+ sacks:	vs. Auburn, 2017 (6.0-34)
Scored a safety:	at Auburn, 2008
Held Arkansas to 50 or fewer yards rushing:	at Alabama, 2017 (27)
Held Arkansas to 25 or fewer yards rushing:	at Auburn, 2016 (25)
Held Arkansas to 100 or fewer yards passing:	at Texas Tech, 2014 (61)
Held Arkansas to 50 or fewer yards passing:	South Carolina, 2013 (30)
Held Arkansas to 300 or less yards total offense:	at Alabama, 2017 (227)
Held Arkansas to 200 or less yards total offense:	Alabama, 2012 (137)
Held Arkansas to 100 or fewer yards both rushing & passing:	Alabama, 2012 (Rush - 58, Pass - 79)

### SPECIAL TEAMS

Returned a punt for a TD:	North Texas, 2018
Returned a kickoff for a TD:	vs. Texas A&M, 2017
Punted 10+ times:	Chattanooga, 2007 (12)
Punted 10+ times in consecutive games:	North Texas, 2007 (10)
Did not punt:	Chattanooga, 2007 (12)
Missed a kicking PAT:	Texas Tech, 2015
Missed two kicking PATs:	Eastern Illinois, 2018
Blocked a field goal:	at LSU, 2017
Blocked a punt:	Kansas State, 2015
	Toledo, 2015

### MISCELLANEOUS

Had 30+ first downs:	Missouri, 2017 (35)
Had 10+ penalties:	Missouri, 2017 (10)
Had 100+ yards in penalties:	North Texas, 2018 (102)
Had 35 minutes+ of possession time:	LSU, 2016 (35:11)
Had two 100-yard rushers and one 100-yard receiver:	Texas A&M, 2017
	(Kellen Mond - 109 rushing, Keith Ford - 102 rushing & Christian Kirk - 110 receiving)
Had one 100-yard rusher and one 100-yard receiver:	at LSU, 2017
	(Derrius Guice - 147 rushing & DJ Chark - 130 receiving)
Had one 100-yard rusher and two 100-yard receivers:	Missouri, 2017
	(Ish Witter - 170 rushing, J'Mon Moore - 160 receiving & Emanuel Hall - 111 receiving)

## LAST TIME AN INDIVIDUAL OPPONENT ...

### INDIVIDUAL RUSHING

Rushed 40+ times: ..... Travis Stephens (41), Tennessee (2001)  
 Rushed 35+ times: ..... Ish Witter (39), Missouri (2017)  
 Rushed 30+ times: ..... Ish Witter (39), Missouri (2017)  
 Rushed for 200+ yards: ..... Derrius Guice (252), LSU (2016)  
 Rushed for 175+ yards: ..... Derrius Guice (252), LSU (2016)  
 Rushed for 150+ yards: ..... Ish Witter (170), Missouri (2017)  
 Rushed for 125+ yards: ..... Ish Witter (170), Missouri (2017)  
 Rushed for 100+ yards: ..... Ish Witter (170), Missouri (2017)  
 Rushed for four+ touchdowns: ..... Nick Fitzgerald (4), Mississippi State (2016)  
 Rushed for three+ touchdowns: ..... Derrius Guice (3), LSU (2017)  
 Had a run of 80+ yards: ..... Johnathon Johnson (82), Missouri (2016)  
 Had a run of 70+ yards: ..... Damien Harris (75), Alabama (2017)  
 Had a run of 60+ yards: ..... Jordan Wilkins (64), Ole Miss (2017)  
 Had a run of 50+ yards: ..... Jordan Wilkins (64), Ole Miss (2017)

### INDIVIDUAL PASSING

Passed for 500+ yards: ..... Dak Prescott (508), Mississippi State (2015)  
 Passed for 450+ yards: ..... Dak Prescott (508), Mississippi State (2015)  
 Passed for 400+ yards: ..... Drew Lock (448), Missouri (2017)  
 Passed for 300+ yards: ..... KJ Carta-Samuels (389), at Colorado State (2018)  
 Attempted 60+ passes: ..... Kolton Browning (67), Louisiana-Monroe (2012)  
 Attempted 50+ passes: ..... Kenny Hill (56), TCU (2016)  
 Attempted 40+ passes: ..... Mason Fine (45), North Texas (2018)  
 Completed 40+ passes: ..... Kolton Browning (42), Louisiana-Monroe (2012)  
 Completed 30+ passes: ..... KJ Carta-Samuels (37), at Colorado State (2018)  
 Completed 20+ passes: ..... Mason Fine (24), North Texas (2018)  
 Threw 5+ touchdown passes: ..... Drew Lock (5), Missouri (2017)  
 Threw 4+ touchdown passes: ..... Drew Lock (5), Missouri (2017)  
 Threw 3+ touchdown passes: ..... Drew Lock (5), Missouri (2017)  
 Completed a pass for 90+ yards: ..... Trevor Knight (92), Texas A&M (2016)  
 Completed a pass for 80+ yards: ..... Kellen Mond (81), Texas A&M (2017)  
 Completed a pass for 70+ yards: ..... Kellen Mond (81), Texas A&M (2017)  
 Completed a pass for 60+ yards: ..... Danny Etling (68), LSU (2017)

### INDIVIDUAL RECEIVING

Caught 15+ passes: ..... Willie Gosha (17), Auburn (1995)  
 Caught 10+ passes: ..... Preston Williams (12), at Colorado State (2018)  
 Caught 7+ passes: ..... Preston Williams (12), at Colorado State (2018)  
 Had 200+ yards receiving: ..... Jamayel Smith (208), Mississippi State (2007)  
 Had 150+ yards receiving: ..... Preston Williams (154), at Colorado State (2018)  
 Had 100+ yards receiving: ..... Preston Williams (154), at Colorado State (2018)  
 Caught 3+ TD passes: ..... A. Hollins (3), Eastern Illinois (2018)  
 Caught 2+ TD passes: ..... Preston Williams (2), at Colorado State (2018)

### INDIVIDUAL TOTAL OFFENSE

Had 400+ yards total offense: ..... Drew Lock (474; Pass - 448, Rush - 26), Missouri (2017)  
 Had 300+ yards total offense: ..... KJ Carta-Samuels (392; Pass - 389, Rush - 3), at Colorado State (2018)  
 Had 100 yards both passing and rushing: ..... Kellen Mond (325; Pass - 216, Rush - 109), Texas A&M (2017)

### INDIVIDUAL SCORING

Accounted for 6+ touchdowns: ..... Nick Fitzgerald (Mississippi State), 2016 (6)  
 Accounted for 5+ touchdowns: ..... Drew Lock (Missouri), 2016 (5)  
 Accounted for 4+ touchdowns: ..... Drew Lock (Missouri), 2016 (5)  
 Scored 4+ touchdowns: ..... Peyton Barber (Auburn), 2015 (4)  
 Scored 3+ touchdowns: ..... Derrius Guice (3), LSU (2017)

### INDIVIDUAL DEFENSE

Intercepted 3+ passes: ..... Minkah Fitzpatrick (3), Alabama (2016)  
 Intercepted 2+ passes: ..... N. Brooks, K. Muhammad (2,2), North Texas (2018)  
 Recorded 3+ sacks: ..... M. Frazier (3.0), Missouri (2016)  
 Recorded 2+ sacks: ..... L. Hamilton (2.0), North Texas (2018)

### SPECIAL TEAMS

Kicked 5+ field goals: ..... Dan Nystrom (5-5), Minnesota (2002)  
 Kicked four field goals: ..... Wyatt Bryan (4-4), at Colorado State (2018)  
 Returned a punt for a TD: ..... Keegan Brewer, North Texas (2018)

# GAME 4 AUBURN

## ARKANSAS BIG PLAYS FROM SCRIMMAGE

Opponent	Rushing					Passing			
	10-19	20-29	30-39	40-49	50+	20-29	30-39	40-49	50+
Eastern Illinois	2	0	0	0	0	0	1	3	1
at Colorado State	9	0	1	0	0	1	0	0	1
North Texas	2	0	0	0	1	1	0	0	0
at Auburn									
vs. Texas A&M									
Alabama									
Ole Miss									
Tulsa									
Vanderbilt									
LSU									
at Mississippi State									
at Missouri									
<b>TOTAL</b>	<b>13</b>	<b>0</b>	<b>1</b>	<b>0</b>	<b>1</b>	<b>2</b>	<b>1</b>	<b>3</b>	<b>2</b>

## OPPONENT BIG PLAYS FROM SCRIMMAGE

Opponent	Rushing					Passing			
	10-19	20-29	30-39	40-49	50+	20-29	30-39	40-49	50+
Eastern Illinois	2	1	0	0	0	0	0	1	0
at Colorado State	2	0	0	0	0	3	2	0	1
North Texas	3	1	0	0	0	1	4	0	0
at Auburn									
vs. Texas A&M									
Alabama									
Ole Miss									
Tulsa									
Vanderbilt									
LSU									
at Mississippi State									
at Missouri									
<b>TOTAL</b>	<b>7</b>	<b>2</b>	<b>0</b>	<b>0</b>	<b>0</b>	<b>4</b>	<b>6</b>	<b>1</b>	<b>1</b>

## FIRST DOWN GAME LOG

Arkansas					Opponents				
Opponent	Rush	Pass	Penalty	Total	Opponent	Rush	Pass	Penalty	Total
Eastern Illinois	5	13	0	18	Eastern Illinois	8	11	2	21
at Colorado State	16	5	3	24	at Colorado State	5	14	2	21
North Texas	4	12	4	20	North Texas	3	11	14	18
at Auburn					at Auburn				
vs. Texas A&M					vs. Texas A&M				
Alabama					Alabama				
Ole Miss					Ole Miss				
Tulsa					Tulsa				
Vanderbilt					Vanderbilt				
LSU					LSU				
at Mississippi State					at Mississippi State				
at Missouri					at Missouri				
<b>TOTAL</b>	<b>25</b>	<b>30</b>	<b>7</b>	<b>62</b>	<b>TOTAL</b>	<b>16</b>	<b>36</b>	<b>18</b>	<b>60</b>

## TURNOVER CHART

Takeaways					Giveaways				
Opponent	Fumbles	Interceptions	Total	Pts Off	Fumbles	Interceptions	Total	Points Off	Margin
Eastern Illinois	5	0	5	24	0	0	0	0	+5
at Colorado State	1	1	2	7	0	2	2	6	+5
North Texas	1	0	1	0	0	6	6	24	0
at Auburn									
vs. Texas A&M									
Alabama									
Ole Miss									
Tulsa									
Vanderbilt									
LSU									
at Mississippi State									
at Missouri									
<b>TOTAL</b>	<b>7</b>	<b>1</b>	<b>8</b>	<b>31</b>	<b>0</b>	<b>8</b>	<b>8</b>	<b>30</b>	<b>0</b>

## DRIVE SUPERLATIVES

### Longest Drive

By No. of Plays  
By No. of Yards  
By Time of Possession

### Arkansas

14 (73 yards, 6:06) at Colorado State, TD  
91 (9 plays, 3:51) at Colorado State, TD  
6:06 (14 plays, 73 yards) at Colorado State, TD

### Opponents

15 (63 yards, 5:28) vs. Eastern Illinois, Missed FG  
96 (9 plays, 3:29) at Colorado State, TD  
5:34 (14 plays, 72 yards) vs. North Texas, FG

### Shortest Drive

By No. of Plays  
By No. of Yards  
By Time of Possession

### Arkansas

1 (9x) last (68 yards, 0:12) vs. North Texas, TD  
-8 (3 plays, 2:29) vs. Eastern Illinois, Punt  
0:06 (1 plays, 10 yards) at Colorado State, End of Game

### Opponents

1 (3x) (-2 yards, 0:53) last vs. North Texas, End of Game  
-13 (2 plays, 0:37) vs. Eastern Illinois, Fumble  
0:21 (3 plays, 0 yards) at Colorado State, Punt

### Scoring Drive Breakdown

Yardage	ARKANSAS		OPPONENT	
	TD	FG	TD	FG
No drive	1	-	2	-
Neg. Yards	-	-	-	-
0-9	1	-	-	2
10-19	-	1	-	1
20-29	1	-	-	-
30-39	-	-	2	-
40-49	-	1	2	2
50-59	1	1	1	-
60-69	2	1	-	1
70-79	3	1	1	1
80-89	1	-	2	-
90-99	1	-	1	-
<b>TOTALS</b>	<b>12</b>	<b>5</b>	<b>11</b>	<b>7</b>

### Game-Opening Drives

OPP	ARKANSAS			OPPONENTS		
	PTS	ISTS	YDS	PTS	ISTS	YDS
Eastern Illinois	0	0	9	3	1	16
at Colorado St.	0	0	-2	3	0	6
North Texas	0	2	10	0	0	12
at Auburn						
vs. Texas A&M						
Alabama						
Ole Miss						
Tulsa						
Vanderbilt						
LSU						
at Miss. St.						
at Missouri						
<b>TOTALS</b>	<b>0</b>	<b>2</b>	<b>17</b>	<b>6</b>	<b>1</b>	<b>34</b>

### Second Half-Opening Drives

OPP	ARKANSAS			OPPONENTS		
	PTS	ISTS	YDS	PTS	ISTS	YDS
Eastern Illinois	0	0	9	3	1	16
at Colorado St.	7	5	91	0	1	29
North Texas	0	2	29	3	4	72
at Auburn						
vs. Texas A&M						
Alabama						
Ole Miss						
Tulsa						
Vanderbilt						
LSU						
at Miss. St.						
at Missouri						
<b>TOTALS</b>	<b>7</b>	<b>7</b>	<b>129</b>	<b>6</b>	<b>6</b>	<b>117</b>

### Three & Out Drives

	ARKANSAS THREE-&OUTS/DRIVES	OPPONENT THREE-&OUTS/DRIVES
Eastern Illinois	3/15 (20.0%)	2/15 (13.3%)
at Colorado State	1/15 (6.7%)	3/14 (21.4%)
North Texas	3/20 (15.0%)	7/20 (35.0%)
at Auburn		
vs. Texas A&M		
Alabama		
Ole Miss		
Tulsa		
Vanderbilt		
LSU		
at Mississippi State		
at Missouri		
<b>TOTALS</b>	<b>7/50 (14.0%)</b>	<b>12/49 (24.5%)</b>

## ARKANSAS DRIVE CHARTS

### Eastern Illinois

Qtr.	Time	Start	Pl-Yds	TOP	Result
1st	14:24	E135	6-18	1:41	*FIELD GOAL
1st	09:15	AR30	7-26	2:50	punt
1st	04:52	E129	3-(-8)	2:29	punt
1st	01:46	E101	0-0	0:00	*TOUCHDOWN
2nd	11:18	AR20	11-80	3:53	*TOUCHDOWN
2nd	07:12	E127	3-27	0:50	*TOUCHDOWN
2nd	03:45	AR15	3-1	0:47	punt
2nd	02:22	AR21	4-79	1:02	*TOUCHDOWN
2nd	00:52	AR43	1-57	0:07	*TOUCHDOWN
3rd	15:00	AR26	3-7	1:20	punt
3rd	11:31	E105	2-5	0:37	*TOUCHDOWN
3rd	05:51	AR36	10-59	5:11	*FIELD GOAL
4th	12:34	AR05	4-7	2:32	punt
4th	07:51	AR28	8-72	4:03	*TOUCHDOWN
4th	01:39	AR28	3-(-7)	0:00	End of Game

## OPPONENT DRIVE CHARTS

### Eastern Illinois

Qtr.	Time	Start	Pl-Yds	TOP	Result
1st	15:00	E126	3-9	0:36	fumble
1st	12:43	E125	10-45	3:28	missed fg
1st	06:25	E109	5-20	1:33	fumble
1st	02:23	E114	2-(-13)	0:37	fumble
1st	01:46	E125	15-63	5:28	missed fg
2nd	07:25	E125	1-2	0:13	fumble
2nd	06:22	E125	6-17	2:37	punt
2nd	02:58	AR47	2-47	0:36	*TOUCHDOWN
2nd	01:20	E125	3-1	0:28	punt
2nd	00:45	E118	1-(-4)	0:45	End of Half
3rd	13:40	E147	6-18	2:09	fumble
3rd	10:54	E115	14-85	5:03	*TOUCHDOWN
3rd	00:40	E123	8-26	3:06	punt
4th	10:02	AR37	4-37	2:02	*TOUCHDOWN
4th	03:48	E125	3-4	2:09	punt

## ARKANSAS DRIVE CHARTS

### at Colorado State

Qtr.	Time	Start	Pl-Yds	TOP	Result
1st	15:00	AR25	3-(-2)	1:03	interception
1st	12:26	AR25	4-18	1:07	punt
1st	08:08	AR27	14-73	6:06	*TOUCHDOWN
1st	00:46	AR27	5-8	1:44	punt
2nd	13:41	AR20	10-70	4:04	*FIELD GOAL
2nd	09:08	AR22	8-65	2:40	*FIELD GOAL
2nd	03:00	AR25	6-22	2:03	interception
2nd	00:32	AR25	1-(-1)	0:32	end of half
3rd	12:26	AR09	9-91	3:51	*TOUCHDOWN
3rd	07:39	AR36	1-64	0:11	*TOUCHDOWN
3rd	06:49	CSU28	4-(-2)	1:22	missed fg
3rd	02:46	AR25	5-25	3:10	punt
4th	11:01	AR26	3-2	1:39	punt
4th	05:09	AR20	4-(-1)	2:31	punt
4th	00:06	AR28	1-10	0:06	end of game

### North Texas

Qtr.	Time	Start	Pl-Yds	TOP	Result
1st	15:00	AR20	5-25	2:05	punt
1st	11:26	AR23	1-0	0:07	interception
1st	09:36	AR22	8-41	2:47	punt
1st	06:49	AR23	2-0	0:50	interception
1st	05:04	AR30	6-17	2:54	punt
1st	00:44	AR39	7-61	1:36	*TOUCHDOWN
2nd	12:22	AR15	10-49	2:55	*FIELD GOAL
2nd	08:00	AR20	1-0	0:09	interception
2nd	07:21	AR25	6-55	1:40	missed fg
2nd	02:55	AR14	3-(-6)	1:19	punt
2nd	00:10	AR25	1-6	0:10	end of half
3rd	09:26	AR25	4-29	1:32	interception
3rd	06:17	AR09	6-10	3:37	punt
3rd	01:13	AR07	3-5	1:23	punt
4th	13:22	AR17	4-0	1:49	punt
4th	10:51	AR08	4-7	1:28	punt
4th	07:49	AR20	1-0	0:07	interception
4th	07:42	AR27	3-3	0:57	interception
4th	05:23	AR01	3-3	2:19	punt
4th	01:05	AR32	1-68	0:12	*TOUCHDOWN

## OPPONENT DRIVE CHARTS

### at Colorado State

Qtr.	Time	Start	Pl-Yds	TOP	Result
1st	13:57	AR43	4-6	1:31	*FIELD GOAL
1st	11:19	CSU17	6-13	3:11	punt
1st	01:56	CSU26	3-15	1:10	interception
2nd	14:02	CSU32	3-0	0:21	punt
2nd	09:34	CSU14	3-(-5)	0:26	punt
2nd	06:28	CSU25	10-47	3:28	*FIELD GOAL
2nd	00:57	AR44	5-18	0:25	*FIELD GOAL
3rd	14:54	CSU20	4-26	2:28	punt
3rd	08:35	CSU25	3-39	0:56	fumble
3rd	07:21	CSU15	3-0	0:32	punt
3rd	05:27	CSU30	7-70	2:41	*TOUCHDOWN
4th	14:36	CSU04	9-96	3:29	*TOUCHDOWN
4th	09:22	CSU36	11-60	4:03	*FIELD GOAL
4th	02:38	CSU41	6-59	2:30	*TOUCHDOWN

### North Texas

Qtr.	Time	Start	Pl-Yds	TOP	Result
1st	12:55	NT24	3-7	1:29	punt
1st	11:19	AR44	7-44	1:43	*TOUCHDOWN
1st	06:49	AR00	0-0	0:00	*TOUCHDOWN
1st	05:59	AR08	4-1	0:55	*FIELD GOAL
1st	02:10	NT12	3-6	1:26	punt
2nd	14:08	NT25	4-13	1:46	punt
2nd	09:27	NT25	4-29	1:27	punt
2nd	07:51	AR34	2-34	0:30	*TOUCHDOWN
2nd	05:41	NT20	8-80	2:46	*TOUCHDOWN
2nd	01:36	AR49	7-40	1:26	*FIELD GOAL
3rd	15:00	NT25	14-72	5:34	*FIELD GOAL
3rd	07:54	NT44	3-3	1:37	punt
3rd	02:40	AR49	3-4	1:27	punt
4th	14:50	NT50	3-7	1:28	punt
4th	11:33	NT50	2-42	0:42	fumble
4th	09:23	AR49	3-2	1:34	punt
4th	07:42	AR00	0-0	0:00	*TOUCHDOWN
4th	06:45	AR49	3-4	1:22	punt
4th	03:04	AR37	4-5	1:59	downs
4th	00:53	NT20	1-(-2)	0:53	end of game



## ALPHABETICAL ROSTER

No.	Name	Pos.
68	Kirby Adcock	OL
3	McTelvin Agim	DL
19	Courtne Alexander	DL
84	Peyton Ausley	WR
81	Jarrold Barnes	WR
28	Reid Bauer	P
86	Jamario Bell	DL
35	Matt Berry	DB
15	LaDarrius Bishop	DB
45	Simeon Blair	DB
21	Montaric Brown	DB
5	Rakeem Boyd	RB
1	Chevin Calloway	DB
44	Austin Cantrell	TE
54	Austin Capps	OL
46	Damani Carter	DL
39	Colton Chapin	DB
66	Ty Clary	OL
57	Shane Clinin	OL
54	Terrell Collins	LB
1	Jared Cornelius	WR
82	Gary Cross	WR
2	Kamren Curl	DB
32	Jordon Curtis	DB
13	Nate Dalton	DB
22	Deon Edwards	LB
86	Tobias Enlow	WR
99	Billy Ferrell	DL
40	Kyrei Fisher	LB
17	Joseph Foucha	DB
51	Hjalte Froholdt	OL
48	Nicholas Fulwider	DL
73	Noah Gatlin	OL
5	Dorian Gerald	DL
62	Johnny Gibson Jr.	OL
23	Dre Greenlaw	LB
7	Briston Guidry	DL
89	Grayson Gunter	TE
92	Elias Hale	DL
67	Tyler Hall	OL
6	T.J. Hammonds	RB
14	Chase Harrell	WR
8	De'Jon Harris	LB
2	Chase Hayden	RB
69	Dylan Hays	OL
27	Hayden Henry	LB
64	Audry Horn	OL
58	Griffin Hunt	DL
11	Daulton Hyatt	QB
74	Colton Jackson	OL
34	Kendrick Jackson	FB
3	Koilan Jackson	WR
4	Alexy Jean-Baptiste	LB
18	Blake Johnson	P
32	Hayden Johnson	FB
9	John Stephen Jones	QB
10	Jordan Jones	WR
15	Cole Kelley	QB
87	Blake Kern	TE
43	Jake Kuykendall	DB
20	Giovanni LaFrance	LB
19	Connor Limpert	K
14	Jack Lindsey	QB
35	Cooper Lucas	LB
26	Ryder Lucas	DB
73	Deion Malone	OL
43	George Madden	LS
42	Jonathan Marshall	DL
18	Myles Mason	DB
24	Jarques McClellion	DB
36	D'Vone McClure	LB

## NUMERICAL ROSTER

No.	Name	Pos.	Ht.	Wt.	Cl.	Exp.	Hometown (Previous School)
1	Chevin Calloway	DB	5-10	192	So.	1L	Dallas, Texas (Bishop Dunne HS)
1	Jared Cornelius	WR	5-11	203	Sr.	4L	Shreveport, La. (Evangel Christian Academy)
2	Kamren Curl	DB	6-2	201	So.	1L	San Diego, Calif. (Muskogee [Okla.] HS)
2	Chase Hayden	RB	5-10	200	So.	1L	Memphis, Tenn. (Saint George's Independent School)
3	McTelvin Agim	DL	6-3	279	Jr.	2L	Texarkana, Texas (Hope [Ark.] HS)
3	Koilan Jackson	WR	6-2	211	R-Fr.	RS	Little Rock, Ark. (Joe T. Robinson HS)
4	Alexy Jean-Baptiste	LB	6-2	235	So.	SQ	Pompano Beach, Fla. (Coconut Creek HS)
4	Ty Storey	QB	6-2	215	Jr.	1L	Charleston, Ark. (Charleston HS)
5	Rakeem Boyd	RB	6-0	200	So.	JC	Stratford, Texas (Independence [Kan.] CC)
5	Dorian Gerald	DL	6-3	260	Jr.	JC	Florence, S.C. (College of the Canyons [Calif.] CC)
6	T.J. Hammonds	RB	5-10	205	Jr.	2L	Little Rock, Ark. (Joe T. Robinson HS)
6	Gabe Richardson	DL	6-3	240	Jr.	SQ	Decatur, Ga. (Hutchinson [Kan.] CC)
7	Briston Guidry	DL	6-2	292	So.	1L	Kenner, La. (Archbishop Rummel HS)
7	Jonathan Nance	WR	6-0	190	Sr.	1L	Gulfport, Miss. (Mississippi Gulf Coast CC)
8	De'Jon Harris	LB	6-0	245	Jr.	2L	Harvey, La. (John Ehret HS)
8	Mike Woods	WR	6-1	190	Fr.	HS	Magnolia, Texas (Magnolia HS)
9	John Stephen Jones	QB	5-11	194	Fr.	HS	Dallas, Texas (Highland Park HS)
9	Santos Ramirez	DB	6-2	204	Sr.	3L	Shreveport, La. (Evangel Christian Academy)
9	De'Vion Warren	WR	5-10	180	So.	1L	Monroe, La. (Ouachita Parish HS)
10	Jordan Jones	WR	6-1	180	So.	1L	Smackover, Ark. (Smackover HS)
10	Randy Ramsey	DL	6-4	234	Sr.	3L	Fort Lauderdale, Fla. (Dillard HS)
11	Daulton Hyatt	QB	6-4	196	R-Fr.	RS	Arab, Ala. (Etowah HS)
11	Ryan Pulley	DB	5-11	198	Jr.	2L	Fort Myers, Fla. (Island Coast HS)
13	Nate Dalton	DB	6-3	195	Jr.	1L	Baton Rouge, La. (Cypress Falls HS)
13	Connor Noland	QB	6-2	207	Fr.	HS	Greenwood, Ark. (Greenwood HS)
13	Deon Stewart	WR	5-11	161	Jr.	2L	Hardy, Ark. (Highland HS)
14	Chase Harrell	WR	6-4	215	Jr.	TR	Huffman, Texas (Kansas)
14	Britto Tutt	DB	6-1	180	Jr.	1L	Augusta, Ga. (Ventura [Calif.] College)
14	Jack Lindsey	QB	6-2	195	So.	SQ	Fayetteville, Ark. (Springdale HS)
14	Nathan Parodi	DB	5-9	161	Fr.	HS	Austin, Texas (Lake Travis HS)
15	LaDarrius Bishop	DB	6-0	196	Fr.	HS	Ashdown, Ark. (Ashdown HS)
15	Cole Kelley	QB	6-7	258	So.	1L	Lafayette, La. (Teurlings Catholic HS)
16	La'Michael Pettway	WR	6-2	219	Jr.	2L	Nashville, Ark. (Nashville HS)
16	Bumper Pool	LB	6-2	223	Fr.	HS	Lucas, Texas (Lovejoy HS)
17	Joseph Foucha	DB	5-11	198	Fr.	HS	New Orleans, La. (McDonogh 35 HS)
17	Jimmie Stoudemire	WR	6-2	205	Jr.	JC	Prattville, Ala. (Riverside City [Calif.] College)
18	Blake Johnson	P	6-1	178	Jr.	1L	Long Beach, Calif. (Los Alamitos HS)
18	Myles Mason	DB	6-2	208	Fr.	HS	Trussville, Ala. (Hewitt-Trussville HS)
18	Jeremy Patton	TE	6-5	253	Sr.	1L	Indianapolis, Ind. (Arizona Western College)
19	Courtne Alexander	DL	6-5	239	Fr.	HS	Owasso, Okla. (Owasso HS)
19	Connor Limpert	K	6-1	175	Jr.	2L	Allen, Texas (Allen HS)
19	Tyson Morris	WR	6-1	200	R-Fr.	RS	Helena-West Helena, Ark. (Fayetteville HS)
20	Giovanni LaFrance	LB	6-1	242	So.	SQ	New Orleans, La. (Saint Augustine HS)
21	Montaric Brown	DB	6-0	187	R-Fr.	RS	Ashdown, Ark. (Ashdown HS)
21	Devwah Whaley	RB	5-11	209	Jr.	2L	Beaumont, Texas (Central HS)
22	Deon Edwards	LB	6-1	213	So.	1L	Clermont, Fla. (Lake Minneola HS)
23	Dre Greenlaw	LB	6-0	227	Sr.	3L	Fayetteville, Ark. (Fayetteville HS)
23	Maleek Williams	RB	5-11	226	R-Fr.	RS	Punta Gorda, Fla. (Charlotte HS)
24	Jarques McClellion	DB	6-0	173	R-Fr.	RS	Lake Worth, Fla. (American Heritage School)
24	Kasey Montrois	RB	5-10	192	R-Fr.	HS	West Palm Beach, Fla. (Berean Christian HS)
25	Micahh Smith	DB	6-0	203	So.	1L	Marshall, Texas (Marshall HS)
26	Ryder Lucas	DB	6-0	188	Sr.	3L	The Woodlands, Texas (The Woodlands College Park HS)
27	Hayden Henry	LB	6-2	220	So.	1L	Little Rock, Ark. (Pulaski Academy)
28	Andrew Parker	LB	6-2	238	Fr.	HS	New Orleans, La. (Sophie B. Wright HS)
28	Reid Bauer	P	5-11	198	Fr.	HS	Magnolia, Texas (Magnolia HS)
29	Derrick Munson	DB	5-11	200	So.	1L	New Orleans, La. (Archbishop Rummel HS)
30	Kevin Richardson	DB	5-11	180	Sr.	3L	Jacksonville, Fla. (Jacksonville HS)
31	Grant Morgan	LB	5-11	220	So.	1L	Greenwood, Ark. (Greenwood HS)
32	Jordon Curtis	DB	6-0	179	R-Fr.	RS	Jenks, Okla. (Jenks HS)
32	Hayden Johnson	FB	6-2	249	Jr.	2L	Columbia, Mo. (Rock Bridge HS)
33	Dee Walker	LB	6-2	216	So.	1L	Moultrie, Ga. (Colquitt County HS)
34	Kendrick Jackson	FB	6-0	259	Sr.	3L	Haynesville, La. (Haynesville HS)
34	Tyler Phillips	LB	6-1	219	Jr.	1L	North Little Rock, Ark. (North Little Rock HS)
35	Matt Berry	DB	5-10	197	Jr.	TR	Booneville, Ark. (Ouachita Baptist University)
35	Cooper Lucas	LB	5-10	225	Fr.	HS	Lamar, Mo. (Lamar HS)
36	D'Vone McClure	LB	6-2	215	So.	1L	Rixey, Ark. (Jacksonville HS)
37	Brenden Young	DB	6-1	198	Jr.	1L	Little Rock, Ark. (Ouachita Baptist University)
38	Jonathan Meadors	WR	5-8	165	Fr.	HS	Plano, Texas (Plano East HS)
38	Jayden Minchew	DB	6-1	190	So.	TR	Springdale, Ark. (Dartmouth)
39	Colton Chapin	DB	5-11	170	Fr.	HS	Carrollton, Texas (Hebron HS)
39	Thomas Muldrow	WR	5-11	190	Fr.	HS	Gurdon, Ark. (Prescott HS)

## NUMERICAL ROSTER

No.	Name	Pos.	Ht.	Wt.	Cl.	Exp.	Hometown (Previous School)
40	Kyrei Fisher	LB	6-1	225	So.	SQ	Tulsa, Okla. (Union HS)
40	Trey Purifoy	TE	6-7	237	Jr.	TR	Little Rock, Ark. (Ouachita Baptist University)
42	Jonathan Marshall	DL	6-3	293	So.	1L	Shepherd, Texas (Shepherd HS)
43	Jake Kuykendall	DB	5-10	181	Fr.	HS	Charleston, Ark. (Charleston HS)
43	George Madden	LS	6-1	207	Jr.	SQ	Blanchard, Okla. (Blanchard HS)
44	Austin Cantrell	TE	6-3	263	Jr.	2L	Roland, Okla. (Roland HS)
44	Cameron Vail	DB	6-1	180	Fr.	HS	Bryant, Ark. (Bryant HS)
45	Simeon Blair	DB	5-10	201	Fr.	HS	Pine Bluff, Ark. (Pine Bluff HS)
46	Damani Carter	DL	5-11	248	Jr.	1L	Fayetteville, Ark. (Fayetteville HS)
47	Tyler Pennington	LB	5-10	222	R-Fr.	RS	Cary, Ill. (Cary-Grove HS)
48	Nicholas Fulwider	DL	6-7	260	Fr.	HS	Tyrone, Ga. (Sandy Creek HS)
48	Jordan Silver	LS	6-1	217	R-Fr.	RS	Branson, Mo. (Branson HS)
49	McKinley Williams	LB	6-4	196	Fr.	HS	Sheridan, Ark. (Sheridan HS)
51	Hjalte Froholdt	OL	6-5	315	Sr.	3L	Svendborg, Denmark (IMG [Fla.] Academy)
52	T.J. Smith	DL	6-3	304	Jr.	2L	Moultrie, Ga. (Colquitt County HS)
54	Austin Capps	OL	6-4	311	Jr.	2L	Star City, Ark. (Star City HS)
54	Terrell Collins	LB	6-0	245	So.	SQ	St. Louis, Mo. (Iowa Western CC)
57	Shane Clenin	OL	6-6	302	R-Fr.	RS	Festus, Mo. (Jefferson HS)
58	Griffin Hunt	DL	6-4	222	Fr.	HS	Lucas, Texas (Lovejoy HS)
60	Brian Wallace	OL	6-6	318	Sr.	3L	Florissant, Mo. (Christian Brothers College HS)
62	Johnny Gibson Jr.	OL	6-4	324	Sr.	2L	Dumas, Ark. (Dumas HS)
64	Audry Horn	OL	6-2	290	R-Fr.	RS	Benton, Ark. (Little Rock Catholic HS)
66	Ty Clary	OL	6-4	287	So.	1L	Fayetteville, Ark. (Fayetteville HS)
67	Tyler Hall	OL	6-4	292	So.	SQ	Maumelle, Ark. (Maumelle HS)
68	Kirby Adcock	OL	6-5	280	R-Fr.	RS	Nashville, Ark. (Nashville HS)
69	Dylan Hays	OL	6-3	294	So.	1L	Little Rock, Ark. (Little Rock Christian Academy)
71	Ryan Winkel	OL	6-6	286	Fr.	HS	Memphis, Tenn. (Christian Brothers HS)
73	Noah Gatlin	OL	6-7	293	Fr.	HS	Jonesboro, Ark. (Jonesboro HS)
73	Deion Malone	OL	6-3	293	Sr.	SQ	Batesville, Miss. (Northwest CC)
74	Colton Jackson	OL	6-5	301	Jr.	2L	Conway, Ark. (Conway HS)
75	Silas Robinson	OL	6-4	308	Fr.	HS	Yoakum, Texas (Yoakum HS)
78	Dalton Wagner	OL	6-9	300	R-Fr.	RS	Spring Grove, Ill. (Richmond Burton HS)
79	Jalen Merrick	OL	6-4	318	Jr.	2L	Oak Hill, Fla. (New Smyrna Beach HS)
80	Matthew Phillips	P	5-10	180	Fr.	HS	Brentwood, Tenn. (Brentwood HS)
81	Jarrold Barnes	WR	5-11	183	So.	SQ	Cabot, Ark. (Cabot HS)
82	Gary Cross	WR	6-1	188	Sr.	1L	Fordyce, Ark. (Hutchinson [Kan.] CC)
83	Preston Stafford	K	5-10	166	Fr.	HS	Baton Rouge, La. (Catholic HS)
84	Peyton Ausley	WR	6-2	176	Fr.	HS	Austin, Texas (Vandegrift High School)
85	Cheyenne O'Grady	TE	6-4	251	Jr.	1L	Fayetteville, Ark. (Fayetteville HS)
86	Jamario Bell	DL	6-5	247	Jr.	SQ	Junction City, Ark. (Junction City HS)
86	Tobias Enlow	WR	6-2	207	So.	SQ	North Little Rock, Ark. (North Little Rock HS)
87	Blake Kern	TE	6-4	257	So.	SQ	Lamar, Ark. (Lamar HS)
89	Grayson Gunter	TE	6-6	238	So.	1L	Madison, Miss. (Madison Central HS)
90	Armon Watts	DL	6-5	298	Sr.	1L	St. Louis, Mo. (Christian Brothers College HS)
91	Michael Taylor II	DL	6-2	248	Sr.	SQ	Orlando, Fla. (Riverside City [Calif.] College)
92	Elias Hale	DL	6-4	237	So.	SQ	Fayetteville, Ark. (Fayetteville HS)
93	Chad Stephens	P	5-11	188	So.	SQ	Owasso, Okla. (Dodge City CC)
93	Isaiah Nichols	DL	6-3	273	Fr.	HS	Springdale, Ark. (Springdale HS)
94	David Porter	DL	6-3	262	R-Fr.	RS	Little Rock, Ark. (Joe T. Robinson HS)
99	Billy Ferrell	DL	6-3	343	Fr.	HS	Fordyce, Ark. (Fordyce HS)

Roster by Class: Senior - 16 | Junior - 30 | Sophomore - 31 | Freshman - 44

## FOOTBALL STAFF

### Coaching Staff

Chad Morris   Head Coach	1st Season
John Chavis   Defensive Coordinator/LBs	1st Season
Joe Craddock   Offensive Coordinator/QBs	1st Season
Steve Caldwell   Defensive Line	1st Season
Ron Cooper   Secondary	1st Season
Dustin Fry   Offensive Line	1st Season
Barry Lunney Jr.   Tight Ends	6th Season
John Scott Jr.   Defensive Line	2nd Season
Jeff Traylor   Associate Head Coach/RBs	1st Season
Mark Smith   Secondary	1st Season
Justin Stepp   Wide Receivers	1st Season

### Graduate Assistants

Kelvin Bolden   Offense	1st Season
Ty Gatson   Offense	1st Season
Imarjaye Albury   Defense	1st Season
Eric Ponio   Defense	1st Season

### Quality Control/Analysts

Tanner Burns   Special Teams	5th Season
Jordan Traylor   Offense	1st Season
Will Bryant   Offense	1st Season
Xavier Adibi   Defense	1st Season
Corey Chamblin   Defense	1st Season
John Roberts   Defense	4th Season
GJ Kinne   Offensive Analyst	1st Season

### Support Staff

Randy Ross   Football Operations	1st Season
Truain Carroll   Strength & Conditioning	1st Season
Dave Polanski   Athletic Training	1st Season
Taylor Edwards   Recruiting	1st Season
Bobby Allen   HS/NFL Relations	6th Season
Sam Ogden   Video	1st Season
Jake Rosch   Equipment	5th Season

## ALPHABETICAL ROSTER

No.	Name	Pos.
79	Jalen Merrick	OL
38	Jayden Minchew	DB
24	Kasey Monstros	RB
31	Grant Morgan	LB
19	Tyson Morris	WR
39	Thomas Muldrow	WR
29	Derrick Munson	DB
7	Jonathan Nance	WR
93	Isaiah Nichols	DL
13	Connor Noland	QB
85	Cheyenne O'Grady	TE
28	Andrew Parker	LB
14	Nathan Parodi	DB
18	Jeremy Patton	TE
16	La'Michael Pettway	WR
47	Tyler Pennington	LB
80	Matthew Phillips	P
34	Tyler Phillips	LB
16	Bumper Pool	LB
94	David Porter	DL
11	Ryan Pulley	DB
40	Trey Purifoy	TE
9	Santos Ramirez	DB
10	Randy Ramsey	DL
6	Gabe Richardson	DL
30	Kevin Richardson	DB
75	Silas Robinson	OL
48	Jordan Silver	LS
25	Micaiah Smith	DB
52	T.J. Smith	DL
83	Preston Stafford	K
92	Chad Stephens	P
13	Deon Stewart	WR
4	Ty Storey	QB
17	Jimmie Stoudemire	WR
91	Michael Taylor II	DL
14	Britto Tutt	DB
44	Cameron Vail	DB
78	Dalton Wagner	OL
33	Dee Walker	LB
60	Brian Wallace	OL
9	De'Vion Warren	WR
90	Armon Watts	DL
21	Devwah Whaley	RB
49	McKinley Williams	LB
71	Ryan Winkel	OL
23	Maleek Williams	RB
8	Michael Woods	WR
37	Brenden Young	DB

## PRONUNCIATIONS

Courte Alexander	core-TRAY
McTelvin Agim	UH-geem
Peyton Ausley	OZ-lee
Jarrold Barnes	JUH-rod
Chevin Calloway	Ch-evin
Tobias Enlow	N-low
Joseph Foucha	foo-SHAY
Hjalte Froholdt	YELL-duh FRO-holt
De'Jon Harris	DEE-jhon
Koilan Jackson	Coy-Lynn
Barry Lunney Jr.	LUHN-ee
Jarques McClellion	JAR-kezz
D'Vone McClure	de-VON
Nathan Parodi	pa-ro-DEE
Britto Tutt	BREE-toe
Devwah Whaley	DEV-wah



## McTELVIN AGIM

3

**Defensive Line | 6-3 | 279 | Junior**  
**Texarkana, Texas | Hope (Ark.) HS**

### QUICK HITS

- Recorded at least 0.5 TFL in 17 of 28 career games, including four of the last five.
- Arkansas' active career leader in tackles for loss (15.5) and in sacks (5.0).
- Set a career high in tackles for loss (2.5) against Mississippi State (11/24/17).
- Tied his career high in tackles (9) against Mississippi State (11/24/17).
- One of four SEC players to force multiple fumbles in a conference game last season.

### CAREER STATS

	GP/GS	UA	A	ToT	TFL-YDS	SCK-YDS	FF	FR-YDS	INT-YDS	QBH	BRUP
2016	13/5	8	19	27	5.5-23	2.5-13	0	0-0	0-0	2	0
2017	12/11	15	22	37	7.5-33	2.5-19	2	0-0	0-0	3	3
2018	3/3	5	4	9	2.5-9	0.0-0	2	1-0	0-0	7	1
<b>TOTAL</b>	<b>28/19</b>	<b>28</b>	<b>45</b>	<b>72</b>	<b>15.5-65</b>	<b>5.0-32</b>	<b>4</b>	<b>1-0</b>	<b>0-0</b>	<b>12</b>	<b>4</b>

### GAME-BY-GAME STATS

	GP/GS	UA	A	ToT	TFL-YDS	SCK-YDS	FF	FR-YDS	INT-YDS	QBH	BRUP
EASTERN ILLINOIS	1/1	2	1	3	1.0-1	0.0-0	0	0-0	0-0	2	1
at Colorado State	1/1	2	2	4	1.0-7	0.0-0	2	1-0	0-0	2	0
NORTH TEXAS	1/1	1	1	2	0.5-1	0.0-0	0	0-0	0-0	3	0
at Auburn											
vs. Texas A&M											
ALABAMA											
OLE MISS											
TULSA											
VANDERBILT											
LSU											
at Mississippi State											
at Missouri											
<b>TOTAL</b>	<b>3/3</b>	<b>5</b>	<b>4</b>	<b>9</b>	<b>2.5-9</b>	<b>0.0-0</b>	<b>2</b>	<b>1-0</b>	<b>0-0</b>	<b>7</b>	<b>1</b>

### SEASON HIGHS

**Tackles** .....4 at Colorado State (9/8/18)  
**Tackles For Loss** .....1.0 (2x) last at Colorado State (9/8/18)  
**Sacks** .....None  
**QB Hurries** .....3 vs. North Texas (9/15/18)  
**Pass Breakups** .....1 vs. Eastern Illinois (9/1/18)  
**Forced Fumbles** .....2 at Colorado State (9/8/18)

### CAREER HIGHS

**Tackles** .....9 vs. TCU (9/9/17)  
**Tackles For Loss** .....2.5 vs. Mississippi State (11/18/17)  
**Sacks** .....1 (4x) last vs. Mississippi State (11/18/17)  
**QB Hurries** .....3 vs. North Texas (9/15/18)  
**Pass Breakups** .....1 (4x) vs. Eastern Illinois (9/1/18)  
**Forced Fumbles** .....2 (2x) last at Colorado State (9/8/18)



## RAKEEM BOYD

5

**Running Back | 6-0 | 200 | Sophomore**  
**Stratford, Texas | Independence CC (Kansas)**

### QUICK HITS

- Ran for 67 yards and averaged 9.6 yards per carry in second game against Colorado State.
- Ranked the No. 3 JUCO running back according to 247Sports.
- A four-star recruit out of high school, ranked No. 8 running back by Rivals.
- Rushed for 1,211 yards and 14 touchdowns in 11 games in 2017 at Independence CC.
- Chose Arkansas over Arizona State and Colorado.

### CAREER STATS

	GP/GS	RUSHING					RECEIVING				
		ATT	YDS	AVG	TD	LNG	REC	YDS	AVG	TD	LNG
2018	3/0	13	79	6.1	0	36	2	8	4.0	0	8
<b>TOTAL</b>	<b>3/0</b>	<b>13</b>	<b>79</b>	<b>6.1</b>	<b>0</b>	<b>36</b>	<b>2</b>	<b>8</b>	<b>4.0</b>	<b>0</b>	<b>8</b>

### GAME-BY-GAME STATS


	GP/GS	RUSHING					RECEIVING				
		ATT	YDS	AVG	TD	LNG	REC	YDS	AVG	TD	LNG
EASTERN ILLINOIS	1/0	6	12	2.0	0	7	1	8	8.0	0	8
at Colorado State	1/0	7	67	9.6	0	36	0	0	0.0	0	0
NORTH TEXAS	1/0	0	0	0.0	0	0	1	0	0.0	0	0
at Auburn											
vs. Texas A&M											
ALABAMA											
OLE MISS											
TULSA											
VANDERBILT											
LSU											
at Mississippi State											
at Missouri											
<b>TOTAL</b>	<b>3/0</b>	<b>13</b>	<b>79</b>	<b>6.1</b>	<b>0</b>	<b>36</b>	<b>2</b>	<b>8</b>	<b>4.0</b>	<b>0</b>	<b>8</b>

### SEASON HIGHS

**Rushes** .....7 at Colorado State (9/8/18)  
**Rushing Yards** .....67 at Colorado State (9/8/18)  
**Rushing Touchdowns** .....None  
**Long Rush** .....36 at Colorado State (9/8/18)  
**100-Yard Games** .....None  
**Receptions** .....1 (2x) last vs. North Texas (9/15/18)  
**Receiving Yards** .....8 vs. Eastern Illinois (9/1/18)  
**Receiving Touchdowns** .....None  
**Long Reception** .....8 vs. Eastern Illinois (9/1/18)

### CAREER HIGHS

**Rushes** .....7 at Colorado State (9/8/18)  
**Rushing Yards** .....67 at Colorado State (9/8/18)  
**Rushing Touchdowns** .....None  
**Long Rush** .....36 at Colorado State (9/8/18)  
**100-Yard Games** .....None  
**Receptions** .....1 (2x) last vs. North Texas (9/15/18)  
**Receiving Yards** .....8 vs. Eastern Illinois (9/1/18)  
**Receiving Touchdowns** .....None  
**Long Reception** .....8 vs. Eastern Illinois (9/1/18)



## AUSTIN CANTRELL

44

**Tight End | 6-3 | 253 | Junior**  
Roland, Okla. | Roland HS

### QUICK HITS

- 42 yard catch vs. EIU is longest by Hog TE since Hunter Henry's 43 yarder against K-State (1/2/16).
- Recorded a catch in 20 of 28 career games.
- Caught a 1-yard TD pass from Rawleigh Williams III at Mississippi State (11/19/16).
- Only player on roster who is married.

### CAREER STATS

	GP/GS	RECEIVING					RUSHING				
		REC	YDS	AVG	TD	LNG	ATT	YDS	AVG	TD	LNG
2016	13/5	13	120	9.2	2	32	0	0	0.0	0	0
2017	12/10	13	85	6.5	0	31	4	15	3.8	1	5
2018	3/3	3	63	21.0	1	42	0	0	0.0	0	0
<b>TOTAL</b>	<b>28/18</b>	<b>29</b>	<b>268</b>	<b>9.2</b>	<b>3</b>	<b>42</b>	<b>4</b>	<b>26</b>	<b>3.8</b>	<b>1</b>	<b>5</b>

### GAME-BY-GAME STATS

	GP/GS	RECEIVING					RUSHING				
		REC	YDS	AVG	TD	LNG	ATT	YDS	AVG	TD	LNG
EASTERN ILLINOIS	1/1	2	53	26.5	1	42	0	0	0.0	0	0
at Colorado State	1/1	1	10	10.0	0	0	0	0	0.0	0	0
NORTH TEXAS	1/1	0	0	0.0	0	0	0	0	0.0	0	0
at Auburn											
vs. Texas A&M											
ALABAMA											
OLE MISS											
TULSA											
VANDERBILT											
LSU											
at Mississippi State											
at Missouri											
<b>TOTAL</b>	<b>3/3</b>	<b>3</b>	<b>63</b>	<b>21.0</b>	<b>1</b>	<b>42</b>	<b>0</b>	<b>0</b>	<b>0.0</b>	<b>0</b>	<b>0</b>

### SEASON HIGHS

Receptions ..... 2 vs. Eastern Illinois (9/1/18)  
 Receiving Yards ..... 53 vs. Eastern Illinois (9/1/18)  
 Receiving Touchdowns ..... 1 vs. Eastern Illinois (9/1/18)  
 Long Reception ..... 42 vs. Eastern Illinois (9/1/18)  
 Rushes ..... None  
 Rushing Yards ..... None  
 Rushing Touchdowns ..... None

### CAREER HIGHS

Receptions ..... 3 at Ole Miss (10/28/17)  
 Receiving Yards ..... 53 vs. Eastern Illinois (9/1/18)  
 Receiving Touchdowns ..... 1 (3x) last vs. Eastern Illinois (9/1/18)  
 Long Reception ..... 42 vs. Eastern Illinois (9/1/18)  
 Rushes ..... 3 vs. Coastal Carolina (11/4/17)  
 Rushing Yards ..... 13 vs. Coastal Carolina (11/4/17)  
 Rushing Touchdowns ..... 1 vs. Coastal Carolina (11/4/17)



## CHEVIN CALLOWAY

1

**Defensive Back | 5-10 | 190 | Sophomore**  
Dallas, Texas | Bishop Dunne HS

### QUICK HITS

- Made first career start against EIU (9/1/18) after seeing action in all 12 games last season.
- Played a career high 63 snaps in the season finale against Missouri (11/24/17).
- Consensus four-star prospect and chose Arkansas over Alabama, LSU and others.

### CAREER STATS

	GP/GS	UA	A	ToT	TFL-YDS	SCK-YDS	FF	FR-YDS	INT-YDS	QBH	BRUP
2017	12/0	8	2	10	0.0-0	0.0-0	0	0-0	0-0	0	2
2018	2/2	3	4	7	0.0-0	0.0-0	1	2-0	0-0	0	0
<b>TOTAL</b>	<b>14/2</b>	<b>11</b>	<b>6</b>	<b>17</b>	<b>0-0</b>	<b>0-0</b>	<b>1</b>	<b>2-0</b>	<b>0-0</b>	<b>0</b>	<b>2</b>

### GAME-BY-GAME STATS

	GP/GS	UA	A	ToT	TFL-YDS	SCK-YDS	FF	FR-YDS	INT-YDS	QBH	BRUP
EASTERN ILLINOIS	1/1	2	2	4	0.0-0	0.0-0	1	2-0	0-0	0	0
at Colorado State	1/1	1	2	3	0.0-0	0.0-0	0	0-0	0-0	0	0
NORTH TEXAS	-/-	-	-	-	-	-	-	-	-	-	-
at Auburn											
vs. Texas A&M											
ALABAMA											
OLE MISS											
TULSA											
VANDERBILT											
LSU											
at Mississippi State											
at Missouri											
<b>TOTAL</b>	<b>2/2</b>	<b>3</b>	<b>4</b>	<b>7</b>	<b>0.0-0</b>	<b>0.0-0</b>	<b>1</b>	<b>2-0</b>	<b>0-0</b>	<b>0</b>	<b>0</b>

### SEASON HIGHS

Tackles ..... 4 vs. Eastern Illinois (9/1/18)  
 Tackles For Loss ..... None  
 Sacks ..... None  
 Interceptions ..... None  
 Interception Return Yards ..... None  
 QB Hurries ..... None  
 Pass Breakups ..... None  
 Forced Fumbles ..... 1 vs. Eastern Illinois (9/1/18)  
 Fumble Recoveries ..... 2 vs. Eastern Illinois (9/1/18)

### CAREER HIGHS

Tackles ..... 5 vs. Missouri (11/24/17)  
 Tackles For Loss ..... None  
 Sacks ..... None  
 Interceptions ..... None  
 Interception Return Yards ..... None  
 QB Hurries ..... 2 vs. Missouri (11/24/17)  
 Pass Breakups ..... None  
 Forced Fumbles ..... 1 vs. Eastern Illinois (9/1/18)  
 Fumble Recoveries ..... vs. Eastern Illinois (9/1/18)



## JARED CORNELIUS

1

Wide Receiver | 5-11 | 203 | Senior  
Shreveport, La. | Evangel Christian Academy



### QUICK HITS

- Recorded first statistics of 2018 against North Texas with 27 yards on two receptions.
- His two receptions against North Texas was his first since 9/23/17 against Texas A&M.
- Missed the final nine games of the 2017 season with an Achilles injury.
- Dating back to the 2016 season, 27 of his 39 catches have resulted in a first down or TD.
- Led the team in catches of 30+ yards (5), 25+ yards (7) and 20+ yards (11) in 2016.

### CAREER STATS

	RECEIVING					RUSHING					PUNT RETURN				
	GP/GS	REC	YDS	AVG	TD	LNG	ATT	YDS	AVG	TD	LNG	RET	YDS	TD	LNG
2014	13/0	18	212	11.8	2	38	5	23	4.6	0	11	9	91	0	35
2015	9/6	24	393	16.4	3	58	7	112	16.0	2	69	7	93	0	43
2016	11/4	32	515	16.1	4	57	13	53	4.1	1	14	12	85	0	21
2017	3/2	5	43	8.6	1	15	0	0	0.0	0	0	0	0	0	0
2018	3/1	2	27	13.5	0	14	0	0	0.0	0	0	0	0	0	0
TOTAL	39/13	81	1,190	14.7	10	58	25	188	7.5	3	69	28	269	0	43

### GAME-BY-GAME STATS

	RECEIVING					RUSHING					PUNT RETURN				
	GP/GS	REC	YDS	AVG	TD	LNG	ATT	YDS	AVG	TD	LNG	RET	YDS	TD	LNG
EASTERN ILLINOIS	1/1	0	0	0.0	0	0	0	0	0.0	0	0	0	0	0	0
at Colorado State	1/0	0	0	0.0	0	0	0	0	0.0	0	0	0	0	0	0
NORTH TEXAS	1/0	2	27	13.5	0	14	0	0	0.0	0	0	0	0	0	0
at Auburn															
vs. Texas A&M															
ALABAMA															
OLE MISS															
TULSA															
VANDERBILT															
LSU															
at Mississippi State															
at Missouri															
TOTAL	3/1	2	27	13.5	0	14	0	0	0.0	0	0	0	0	0	0

### SEASON HIGHS

Receptions	2 vs. North Texas (9/15/18)
Receiving Yards	27 vs. North Texas (9/15/18)
Receiving TDs	14 vs. North Texas (9/15/18)
Long Reception	None
100-Yard Games	None
Rushes	None
Rushing Yards	None
Rushing TDs	None
Long Rush	None
Punt Returns	None
Punt Return Yards	None
Punt Return TDs	None

### CAREER HIGHS

Receptions	7 vs. Texas A&M (9/24/16)
Receiving Yards	146 vs. Alabama (10/8/16)
Receiving TDs	2 vs. Alcorn State (10/1/16)
Long Reception	58 vs. UTEP (9/5/15)
100-Yard Games	3, last vs. Alabama (10/8/16)
Rushes	3 vs. LA Tech (9/3/16)
Rushing Yards	71 at LSU (11/14/15)
Rushing TDs	1 (2x), last vs. Ole Miss (10/15/16)
Long Rush	69 at LSU (11/14/15)
Punt Returns	3 vs. Florida (11/5/16)
Punt Return Yards	43 vs. Toledo (9/12/15)
Punt Return TDs	None
Long Return	43 vs. Toledo (9/12/15)
Total TDs	2 vs. Alcorn State (10/1/16)



## KAMREN CURL

2

Defensive Back | 6-2 | 201 | Sophomore  
San Diego, Calif. | Muskogee HS (Okla.)

### QUICK HITS

- Recorded at least one pass breakup in 8 of 15 career games.
- Has started 14-consecutive games, was the only freshman to make start on D in 2017.
- 8 PBUs were the most by an Arkansas freshman since Lawrence Richardson (17) in 2001.
- Recorded at least one pass breakup in 8 of 15 career games.
- Has started 14-consecutive games, was the only freshman to make start on D in 2017.

### CAREER STATS

	GP/GS	UA	A	ToT	TFL-YDS	SCK-YDS	FF	FR-YDS	INT-YDS	QBH	BRUP
2017	12/11	32	14	46	0.0-0	0.0-0	0	0-0	0-0	0	8
2018	3/3	7	5	12	0.0-0	0.0-0	1	0-0	0-0	0	3
TOTAL	15/14	39	19	58	0.0-0	0.0-0	1	0-0	0-0	0	11

### GAME-BY-GAME STATS

	GP/GS	UA	A	ToT	TFL-YDS	SCK-YDS	FF	FR-YDS	INT-YDS	QBH	BRUP
EASTERN ILLINOIS	1/1	1	2	3	0.0-0	0.0-0	0	0-0	0-0	0	0
at Colorado State	1/1	3	1	4	0.0-0	0.0-0	0	0-0	0-0	0	2
NORTH TEXAS	1/1	3	2	5	0.0-0	0.0-0	1	0-0	0-0	0	1
at Auburn											
vs. Texas A&M											
ALABAMA											
OLE MISS											
TULSA											
VANDERBILT											
LSU											
at Mississippi State											
at Missouri											
TOTAL	3/3	7	5	12	0.0-0	0.0-0	1	0-0	0-0	0	3

### SEASON HIGHS

Tackles	5 vs. North Texas (9/15/18)
Tackles For Loss	None
Sacks	None
QB Hurries	None
Pass Breakups	2 at Colorado State (9/8/18)
Forced Fumbles	1 vs. North Texas (9/15/18)
Interceptions	None

### CAREER HIGHS

Tackles	8 vs. Texas A&M (9/23/17)
Tackles For Loss	None
Sacks	None
QB Hurries	None
Pass Breakups	3 at South Carolina (10/7/17)
Forced Fumbles	1 vs. North Texas (9/15/18)
Interceptions	None





## JOSEPH FOUCHA

17

**Defensive Back | 5-11 | 198 | Freshman**  
New Orleans, La. | McDonogh 35 HS

### QUICK HITS

- Made his first career appearance against EIU (9/1/18) recording two tackles.
- Had 68 tackles, five INTs, six forced fumbles and 15 PBU's as a senior at McDonogh 45 HS.
- Consensus three star that chose Arkansas over Alabama, Auburn, LSU and others.

### CAREER STATS

	GP/GS	UA	A	ToT	TFL-YDS	SCK-YDS	FF	FR-YDS	INT-YDS	QBH	BRUP
2018	2/0	2	1	3	0.0-0	0.0-0	0	0-0	0-0	0	0
<b>TOTAL</b>	<b>2/0</b>	<b>2</b>	<b>1</b>	<b>3</b>	<b>0.0-0</b>	<b>0.0-0</b>	<b>0</b>	<b>0-0</b>	<b>0-0</b>	<b>0</b>	<b>0</b>

### GAME-BY-GAME STATS

	GP/GS	UA	A	ToT	TFL-YDS	SCK-YDS	FF	FR-YDS	INT-YDS	QBH	BRUP
EASTERN ILLINOIS	1/0	1	1	2	0.0-0	0.0-0	0	0-0	0-0	0	0
at Colorado State	-/-	-	-	-	-	-	-	-	-	-	-
NORTH TEXAS	1/0	1	0	1	0.0-0	0.0-0	0	0-0	0-0	0	0
at Auburn											
vs. Texas A&M											
ALABAMA											
OLE MISS											
TULSA											
VANDERBILT											
LSU											
at Mississippi State											
at Missouri											
<b>TOTAL</b>	<b>2/0</b>	<b>2</b>	<b>1</b>	<b>3</b>	<b>0.0-0</b>	<b>0.0-0</b>	<b>0</b>	<b>0-0</b>	<b>0-0</b>	<b>0</b>	<b>0</b>

### SEASON HIGHS

Tackles	2 vs. Eastern Illinois (9/1/18)
Tackles For Loss	None
Sacks	None
QB Hurries	None
Pass Breakups	None
Forced Fumbles	None
Interceptions	None

### CAREER HIGHS

Tackles	2 vs. Eastern Illinois (9/1/18)
Tackles For Loss	None
Sacks	None
QB Hurries	None
Pass Breakups	None
Forced Fumbles	None
Interceptions	None



## DRE GREENLAW

23

**Linebacker | 6-0 | 227 | Senior**  
Fayetteville, Ark. | Fayetteville HS

### QUICK HITS

- Recorded 10 tackles in the first quarter against EIU, most in a quarter in the SEC in 2018.
- Has started 31 games in his career, the most on roster.
- Became the first Razorback to record at least 14 tackles in consecutive games since 2003.
- Since 2015, has recorded double digit stops in 11 games.
- Finished tied for fourth in the SEC in tackles during conference play (72) last season.

### CAREER STATS

	GP/GS	UA	A	ToT	TFL-YDS	SCK-YDS	FF	FR-YDS	INT-YDS	QBH	BRUP
2015	13/11	46	49	95	3.5-20	1.0-14	2	0-0	0-0	1	1
2016	7/7	22	20	42	1.5-3	0.0-0	0	2-0	1-3	1	0
2017	12/12	52	51	103	1.5-15	1.0-14	0	0-0	0-0	2	2
2018	1/1	3	7	10	2.0-2	0.0-0	2	0-0	0-0	0	0
<b>TOTAL</b>	<b>33/31</b>	<b>123</b>	<b>127</b>	<b>250</b>	<b>8.5-40</b>	<b>2.0-28</b>	<b>4</b>	<b>2-0</b>	<b>1-3</b>	<b>4</b>	<b>3</b>

### GAME-BY-GAME STATS

	GP/GS	UA	A	ToT	TFL-YDS	SCK-YDS	FF	FR-YDS	INT-YDS	QBH	BRUP
EASTERN ILLINOIS	1/1	3	7	10	2.0-2	0.0-0	2	0-0	0-0	0	0
at Colorado State	-/-	-	-	-	-	-	-	-	-	-	-
NORTH TEXAS	-/-	-	-	-	-	-	-	-	-	-	-
at Auburn											
vs. Texas A&M											
ALABAMA											
OLE MISS											
TULSA											
VANDERBILT											
LSU											
at Mississippi State											
at Missouri											
<b>TOTAL</b>	<b>1/1</b>	<b>3</b>	<b>7</b>	<b>10</b>	<b>2.0-2</b>	<b>0.0-0</b>	<b>2</b>	<b>0-0</b>	<b>0-0</b>	<b>0</b>	<b>0</b>

### SEASON HIGHS

Tackles	10 vs. Eastern Illinois (9/1/18)
Double-Figure Tackle Games	1 vs. Eastern Illinois (9/1/18)
Tackles For Loss	2.0 vs. Eastern Illinois (9/1/18)
Sacks	None
Interceptions	None
Interception Return Yards	None
QB Hurries	None
Pass Breakups	None
Forced Fumbles	2 vs. Eastern Illinois (9/1/18)

### CAREER HIGHS

Tackles	17 vs. TCU (9/9/17)
Double-Figure Tackle Games	12 vs. Eastern Illinois (9/1/18)
Tackles For Loss	2.0 vs. Eastern Illinois (9/1/18)
Sacks	1.0 (2x) vs. Missouri (11/24/17)
Interceptions	1 vs. LA Tech (9/3/16)
Interception Return Yards	3 vs. LA Tech (9/3/16)
QB Hurries	1 (4x), last vs. New Mexico State (9/30/17)
Pass Breakups	1 (3x), last vs. Texas A&M (9/23/17)
Forced Fumbles	2 vs. Eastern Illinois (9/1/18)



## BRISTON GUIDRY

7

Defensive Line | 6-2 | 292 | Sophomore  
Kenner, La. | Archbishop Rummel HS

### QUICK HITS

- Has two fumble recoveries for touchdowns, against Missouri (11/24/17) and EIU (9/1/17).
- Saw action in 11 games last season, playing 280 defensive snaps.
- Recorded at least one tackle in nine games in 2017.
- Played a season-high 50 defensive snaps against Missouri, recording his first career sack.
- A four-star recruit by ESPN, 247Sports and Rivals.

### CAREER STATS

	GP/GS	UA	A	ToT	TFL-YDS	SCK-YDS	FF	FR-YDS	INT-YDS	QBH	BRUP
2017	11/0	8	13	21	3.5-8	1.0-3	1	2-0	0-0	2	0
2018	3/0	1	5	6	1.0-2	0.0-0	0	1-1	0-0	0	2
<b>TOTAL</b>	<b>14/0</b>	<b>9</b>	<b>18</b>	<b>27</b>	<b>4.5-10</b>	<b>1.0-3</b>	<b>1</b>	<b>3-1</b>	<b>0-0</b>	<b>2</b>	<b>2</b>

### GAME-BY-GAME STATS

	GP/GS	UA	A	ToT	TFL-YDS	SCK-YDS	FF	FR-YDS	INT-YDS	QBH	BRUP
EASTERN ILLINOIS	1/0	0	1	1	0.0-0	0.0-0	0	1-1	0-0	0	1
at Colorado State	1/0	0	1	1	0.0-0	0.0-0	0	0-0	0-0	0	0
NORTH TEXAS	1/0	1	3	4	1.0-2	0.0-0	0	0-0	0-0	0	1
at Auburn											
vs. Texas A&M											
ALABAMA											
OLE MISS											
TULSA											
VANDERBILT											
LSU											
at Mississippi State											
at Missouri											
<b>TOTAL</b>	<b>3/0</b>	<b>1</b>	<b>5</b>	<b>6</b>	<b>1.0-2</b>	<b>0.0-0</b>	<b>0</b>	<b>1-1</b>	<b>0-0</b>	<b>0</b>	<b>2</b>

### SEASON HIGHS

Tackles ..... 4 vs. North Texas (9/15/18)  
Tackles For Loss ..... 1.0 vs. North Texas (9/15/18)  
Sacks ..... None  
Interceptions ..... None  
Interception Return Yards ..... None  
QB Hurries ..... None  
Pass Breakups ..... 1 (2x) last vs. North Texas (9/15/18)  
Forced Fumbles ..... None  
Fumble Recoveries ..... 1 vs. Eastern Illinois (9/1/18)

### CAREER HIGHS

Tackles ..... 5 vs Mississippi State (11/18/17)  
Tackles For Loss ..... 1.0 (4x) last vs. North Texas (9/15/18)  
Sacks ..... 1.0 vs Missouri (11/24/17)  
Interceptions ..... None  
Interception Return Yards ..... None  
QB Hurries ..... 1 (2x) last vs Mississippi State (11/18/17)  
Pass Breakups ..... 1 (2x) last vs. North Texas (9/15/18)  
Forced Fumbles ..... 1 vs Coastal Carolina (11/4/17)  
Fumble Recoveries ..... 1 (3x) last vs. Eastern Illinois (9/1/18)



## T.J. HAMMONDS

6

Running Back | 5-10 | 205 | Junior  
Little Rock, Ark. | Joe T. Robinson HS

### QUICK HITS

- Took only reception 64 yards for a touchdown against Colorado State (9/8/18).
- Responsible for two of the three longest plays from scrimmage for Arkansas last season.
- His 88-yard TD run against Coastal Carolina was the sixth-longest run in team history.
- Became the 4<sup>th</sup> player in team history to have multiple 60+ yard TDs in a game since 1997.
- First Hog since Jonathan Williams (2012) with two TD of 60+ yards in the same game.

### CAREER STATS

	RECEIVING					RUSHING				
	GP/GS	REC	YDS	AVG	TD	LNG	ATT	YDS	AVG	TD
2016	8/0	0	0	0.0	0	0	15	88	5.9	1
2017	12/0	2	64	32.0	1	60	32	267	8.3	1
2018	3/0	4	84	12.0	1	64	7	22	3.1	0
<b>TOTAL</b>	<b>23/0</b>	<b>6</b>	<b>148</b>	<b>24.7</b>	<b>2</b>	<b>64</b>	<b>54</b>	<b>391</b>	<b>7.2</b>	<b>2</b>

### GAME-BY-GAME STATS

	RECEIVING					RUSHING				
	GP/GS	REC	YDS	AVG	TD	LNG	ATT	YDS	AVG	TD
EASTERN ILLINOIS	1/0	1	3	3.0	0	3	3	14	4.7	0
at Colorado State	1/0	1	64	64.0	1	64	3	8	2.7	0
NORTH TEXAS	1/0	2	17	8.5	0	11	1	0	0.0	0
at Auburn										
vs. Texas A&M										
ALABAMA										
OLE MISS										
TULSA										
VANDERBILT										
LSU										
at Mississippi State										
at Missouri										
<b>TOTAL</b>	<b>3/0</b>	<b>4</b>	<b>84</b>	<b>12.0</b>	<b>1</b>	<b>64</b>	<b>7</b>	<b>22</b>	<b>3.1</b>	<b>0</b>

### SEASON HIGHS

Rushes ..... 3 (2x) last at Colorado State (9/8/18)  
Rushing Yards ..... 14 vs. Eastern Illinois (9/1/18)  
Rushing Touchdowns ..... None  
Long Rush ..... 10 vs. Eastern Illinois (9/1/18)  
Receptions ..... 2 vs. North Texas (9/15/18)  
Receiving Yards ..... 64 at Colorado State (9/8/18)  
Receiving Touchdowns ..... 1 at Colorado State (9/8/18)  
Long Reception ..... 64 at Colorado State (9/8/18)

### CAREER HIGHS

Rushes ..... 11 at Ole Miss (10/28/17)  
Rushing Yards ..... 119 vs. Coastal Carolina (11/4/17)  
Rushing Touchdowns ..... 1 (2x), last vs. Coastal Carolina (11/4/17)  
Long Rush ..... 88 vs. Coastal Carolina (11/4/17)  
Receptions ..... 2 vs. North Texas (9/15/18)  
Receiving Yards ..... 64 at Colorado State (9/8/18)  
Receiving Touchdowns ..... 1 (2x) last at Colorado State (9/8/18)  
Long Reception ..... 64 at Colorado State (9/8/18)



## De'JON HARRIS

8

Linebacker | 6-0 | 244 | Junior  
Harvey, La. | John Ehret HS

### QUICK HITS

- Leads SEC in Tackles (32) and tackles per game (10.7) and T-1st in PBUs (4).
- Led the team in tackles against North Texas (12) and Colorado State (11).
- Paced Arkansas with 115 tackles and finished third in the SEC in 2017.
- Paired with Dre Greenlaw to form one of 12 duos in FBS with 100+ tackles each in 2017.
- 32 tackles is seventh-most among Power 5 defenders.

### CAREER STATS

	GP/GS	UA	A	ToT	TFL-YDS	SCK-YDS	FF	FR-YDS	INT-YDS	QBH	BRUP
2016	12/0	18	19	37	2.0-8	1.0-6	1	0-0	0-0	0	0
2017	12/12	66	49	115	8.5-25	3.5-18	0	0-0	0-0	4	2
2018	3/3	11	21	32	1.0-1	0.0-0	1	0-0	0	0	4
<b>TOTAL</b>	<b>27/15</b>	<b>95</b>	<b>89</b>	<b>184</b>	<b>11.5-34</b>	<b>4.5-24</b>	<b>2</b>	<b>0-0</b>	<b>0-0</b>	<b>4</b>	<b>6</b>

### GAME-BY-GAME STATS

	GP/GS	UA	A	ToT	TFL-YDS	SCK-YDS	FF	FR-YDS	INT-YDS	QBH	BRUP
EASTERN ILLINOIS	1/1	4	5	9	0.0-0	0.0-0	1	0-0	0-0	0	0
at Colorado State	1/1	0	11	11	1.0-1	0.0-0	0	0-0	0-0	0	2
NORTH TEXAS	1/1	7	5	12	0.0-0	0.0-0	0	0-0	0-0	0	2
at Auburn											
vs. Texas A&M											
ALABAMA											
OLE MISS											
TULSA											
VANDERBILT											
LSU											
at Mississippi State											
at Missouri											
<b>TOTAL</b>	<b>3/3</b>	<b>11</b>	<b>21</b>	<b>32</b>	<b>1.0-1</b>	<b>0.0-0</b>	<b>1</b>	<b>0-0</b>	<b>0</b>	<b>0</b>	<b>4</b>

### SEASON HIGHS

Tackles	12 vs. North Texas (9/15/18)
Tackles For Loss	1.0 at Colorado State (9/8/18)
Double-Figure Tackle Games	2, last against North Texas (9/15/18)
Sacks	None
Interceptions	None
Interception Return Yards	None
QB Hurries	None
Pass Breakups	2 (2x) last vs. North Texas (9/15/18)
Forced Fumbles	1 vs. Eastern Illinois (9/1/18)

### CAREER HIGHS

Tackles	14 (2x) last vs. Missouri (11/24/17)
Tackles For Loss	2.0 (2x), last vs. Coastal Carolina (11/4/17)
Double-Figure Tackle Games	10, last against North Texas (9/15/18)
Sacks	1.0 (4x) last vs. Missouri (11/24/17)
Interceptions	None
Interception Return Yards	None
QB Hurries	3 vs Missouri (11/24/17)
Pass Breakups	2 (2x) last vs. North Texas (9/15/18)
Forced Fumbles	1 (2x) vs. Eastern Illinois (9/1/18)



## CHASE HAYDEN

2

Running Back | 5-10 | 200 | Sophomore  
Memphis, Tenn. | Saint George's Independent School

### QUICK HITS

- Recorded most rushing yards against Colorado State (55) since 9/24/17 against Texas A&M.
- Was the first Arkansas true freshman with multiple rushing TDs in a game since 2011.
- His 120 yards against Florida A&M were the 14th-most by a true freshman in team history.
- The only true freshman to rush for 100+ yards and score a TD in week one last season.
- Led all freshmen in the SEC with four rushing TDs before his injury.

### CAREER STATS

	GP/GS	ATT	YDS	AVG	TD	LNG	REC	YDS	AVG	TD	LNG
2017	7/0	61	326	5.3	4	40	1	23	23.0	0	23
2018	2/0	15	61	3.7	0	18	1	2	2.0	0	2
<b>TOTAL</b>	<b>9/0</b>	<b>76</b>	<b>387</b>	<b>5.1</b>	<b>4</b>	<b>43</b>	<b>2</b>	<b>25</b>	<b>12.5</b>	<b>0</b>	<b>23</b>

### GAME-BY-GAME STATS


	GP/GS	ATT	YDS	AVG	TD	LNG	REC	YDS	AVG	TD	LNG
EASTERN ILLINOIS	1/0	4	6	0.8	0	3	1	2	2.0	0	2
at Colorado State	1/0	11	55	5.0	0	18	0	0	0.0	0	0
NORTH TEXAS	1/0	5	21	4.2	0	6	1	3	3.0	0	3
at Auburn											
vs. Texas A&M											
ALABAMA											
OLE MISS											
TULSA											
VANDERBILT											
LSU											
at Mississippi State											
at Missouri											
<b>TOTAL</b>	<b>3/0</b>	<b>20</b>	<b>82</b>	<b>4.1</b>	<b>0</b>	<b>18</b>	<b>1</b>	<b>2</b>	<b>2.0</b>	<b>0</b>	<b>2</b>

### SEASON HIGHS

Rushes	11 at Colorado State (9/8/18)
Rushing Yards	55 at Colorado State (9/8/18)
Rushing Touchdowns	None
Long Rush	18 at Colorado State (9/8/18)
100-Yard Games	None
Receptions	1 (2x) last vs. North Texas (9/15/18)
Receiving Yards	3 vs. North Texas (9/15/18)
Receiving Touchdowns	None
Long Reception	3 vs. North Texas (9/15/18)

### CAREER HIGHS

Rushes	14 vs. Florida A&M (8/31/17)
Rushing Yards	120 vs. Florida A&M (8/31/17)
Rushing Touchdowns	2 vs. New Mexico State (9/30/17)
Long Rush	40 vs. Auburn (10/21/17)
100-Yard Games	1, 120 vs. Florida A&M (8/31/17)
Receptions	1 (3x) last vs. North Texas (9/15/18)
Receiving Yards	23 vs. Auburn (10/21/17)
Receiving Touchdowns	None
Long Reception	23 vs. Auburn (10/21/17)



## HAYDEN HENRY

27

Linebacker | 6-2 | 222 | Sophomore  
Little Rock, Ark. | Pulaski Academy

### QUICK HITS

- Earned a scholarship following the conclusion of the 2017 season.
- Saw action in all 12 games and played a key role on special teams, recording three tackles.
- Rated a three-star recruit by 247Sports and ranked as the No. 13 player in the state.
- Has recorded a tackle in five-straight contests, the longest streak in his career.

### CAREER STATS

	GP/GS	UA	A	ToT	TFL-YDS	SCK-YDS	FF	FR-YDS	INT-YDS	QBH	BRUP
2017	12/0	3	0	3	0.0-0	0.0-0	0	0-0	0-0	0	0
2018	3/0	3	3	6	0.0-0	0.0-0	0	0-0	0-0	0	0
<b>TOTAL</b>	<b>15/0</b>	<b>6</b>	<b>3</b>	<b>9</b>	<b>0.0-0</b>	<b>0.0-0</b>	<b>0</b>	<b>0-0</b>	<b>0-0</b>	<b>0</b>	<b>0</b>

### GAME-BY-GAME STATS

	GP/GS	UA	A	ToT	TFL-YDS	SCK-YDS	FF	FR-YDS	INT-YDS	QBH	BRUP
EASTERN ILLINOIS	1/0	1	2	3	0.0-0	0.0-0	0	0-0	0-0	0	0
at Colorado State	1/0	2	0	2	0.0-0	0.0-0	0	0-0	0-0	0	0
NORTH TEXAS	1/0	0	1	1	0.0-0	0.0-0	0	0-0	0-0	0	0
at Auburn											
vs. Texas A&M											
ALABAMA											
OLE MISS											
TULSA											
VANDERBILT											
LSU											
at Mississippi State											
at Missouri											
<b>TOTAL</b>	<b>3/0</b>	<b>3</b>	<b>3</b>	<b>6</b>	<b>0.0-0</b>	<b>0.0-0</b>	<b>0</b>	<b>0-0</b>	<b>0-0</b>	<b>0</b>	<b>0</b>

### SEASON HIGHS

Tackles	3 vs. Eastern Illinois (9/1/18)
Tackles For Loss	None
Sacks	None
Interceptions	None
Interception Return Yards	None
QB Hurries	None
Pass Breakups	None
Forced Fumbles	None

### CAREER HIGHS

Tackles	3 vs. Eastern Illinois (9/1/18)
Tackles For Loss	None
Sacks	None
Interceptions	None
Interception Return Yards	None
QB Hurries	None
Pass Breakups	None
Forced Fumbles	None



## BLAKE JOHNSON

18

Punter | 6-1 | 182 | Junior  
Long Beach, Calif. | Los Alamitos HS

### QUICK KICKS

- Pinned opponents inside the 20 16 times, while recording just three touchbacks.
- 26 of his 63 (.412) punts have been fair caught in his career.
- Booted two 50+ yard punts against Texas A&M (9/23/17), recording five total in 2017.
- Averaged 36.6 yards a punt in 2017.

### CAREER STATS

	GP	NO	YDS	LNG	BLKD	TB	FC	50+	INSIDE 20
2016	1	2	94	48	0	0	2	0	1
2017	12	59	2,277	60	0	3	24	5	16
2018	2	7	213	44	0	0	2	0	2
<b>TOTAL</b>	<b>15</b>	<b>64</b>	<b>2,584</b>	<b>60</b>	<b>0</b>	<b>3</b>	<b>28</b>	<b>5</b>	<b>19</b>

### GAME-BY-GAME STATS

	GP	NO	YDS	LNG	BLKD	TB	FC	50+	INSIDE 20
EASTERN ILLINOIS	1	4	122	44	0	0	2	0	2
at Colorado State	-	-	-	-	-	-	-	-	-
NORTH TEXAS	1	3	91	33	0	0	0	0	0
at Auburn									
vs. Texas A&M									
ALABAMA									
OLE MISS									
TULSA									
VANDERBILT									
LSU									
at Mississippi State									
at Missouri									
<b>TOTAL</b>	<b>2</b>	<b>7</b>	<b>213</b>	<b>44</b>	<b>0</b>	<b>0</b>	<b>2</b>	<b>0</b>	<b>2</b>

### SEASON HIGHS

Punts	4 vs. Eastern Illinois (9/1/18)
Longest Punt	44 vs. Eastern Illinois (9/1/18)
Highest Average	30.5 vs. Eastern Illinois (9/1/18)
Fair Catches	2 vs. Eastern Illinois (9/1/18)
Most 50+	None
Inside 20	2 vs. Eastern Illinois (9/1/18)

### CAREER HIGHS

Punts	8 at Alabama (10/14/17)
Longest Punt	60 vs. Auburn (10/21/17)
Highest Average	47.0 vs. Alcorn State (10/1/16)
Fair Catches	5 vs. Texas A&M (9/23/17)
Most 50+	2 vs. Texas A&M (9/23/17)
Inside 20	3 at Alabama (10/14/17)



## JORDAN JONES

10

Wide Receiver | 6-1 | 180 | Sophomore  
Smackover, Ark. | Smackover HS

### QUICK HITS

- Recorded at least one reception in 13 of 15 games, including seven multi-catch games.
- Finished 2<sup>nd</sup> on the team in catches over 15+ yards (13), and third in first-down catches (14)
- His 65-yard reception against Missouri was Arkansas' longest reception of the season.
- Was the only Arkansas player with multiple catches of 50+ yards in 2017.

### CAREER STATS

	GP/GS	RECEIVING				RUSHING					
		REC	YDS	AVG	TD	LNG	ATT	YDS	AVG	TD	LNG
2017	12/6	21	401	19.1	3	65	8	88	11.0	0	30
2018	3/0	7	147	21.0	1	57	0	0	0.0	0	0
<b>TOTAL</b>	<b>15/6</b>	<b>28</b>	<b>548</b>	<b>19.6</b>	<b>4</b>	<b>65</b>	<b>8</b>	<b>88</b>	<b>11.0</b>	<b>0</b>	<b>30</b>

### GAME-BY-GAME STATS

	GP/GS	RECEIVING				RUSHING					
		REC	YDS	AVG	TD	LNG	ATT	YDS	AVG	TD	LNG
EASTERN ILLINOIS	1/0	5	132	26.4	1	57	0	0	0.0	0	0
at Colorado State	1/0	1	2	2.0	0	2	0	0	0.0	0	0
NORTH TEXAS	1/0	1	13	13.0	0	13	0	0	0.0	0	0
at Auburn											
vs. Texas A&M											
ALABAMA											
OLE MISS											
TULSA											
VANDERBILT											
LSU											
at Mississippi State											
at Missouri											
<b>TOTAL</b>	<b>3/0</b>	<b>7</b>	<b>147</b>	<b>21.0</b>	<b>2</b>	<b>57</b>	<b>0</b>	<b>0</b>	<b>0.0</b>	<b>0</b>	<b>0</b>

### SEASON HIGHS

Receptions	5 vs. Eastern Illinois (9/1/18)
Receiving Yards	132 vs. Eastern Illinois (9/1/18)
Receiving Touchdowns	1 vs. Eastern Illinois (9/1/18)
Long Reception	57 vs. Eastern Illinois (9/1/18)
Rushes	None
Rushing Yards	None
Rushing Touchdowns	None
Long Rush	None

### CAREER HIGHS

Receptions	5 vs. Eastern Illinois (9/1/18)
Receiving Yards	132 vs. Eastern Illinois (9/1/18)
Receiving Touchdowns	1 (4x) last vs. Eastern Illinois (9/1/18)
Long Reception	65 vs. Missouri (11/24/17)
Rushes	2 vs. Texas A&M (9/23/17)
Rushing Yards	50 vs. Texas A&M (9/23/17)
Rushing Touchdowns	None
Long Rush	30 vs. Texas A&M (9/23/17)



## COLE KELLEY

15

Quarterback | 6-7 | 258 | Sophomore  
Lafayette, La. | Teurlings Catholic HS

### QUICK HITS

- Threw for a TD in 8 of 12 games played, including in 4 of 6 SEC contests.
- 8 TD passes were the second-most in a season by an Arkansas freshman in the SEC era.
- Totaled 692 passing yards in October 2017, the third most in the SEC during the month.
- Completed 13-of-18 (.722) passes for 74 yards and 5 touchdowns in the redzone in 2017.
- The first freshman QB at Arkansas since 2006 to defeat an SEC team on the road.

### CAREER STATS

	GP/GS	PASSING				RUSHING					
		COMP	ATT	PCT	YDS	TD	INT	LNG	ATT	YDS	AVG
2017	9/4	87	151	57.6	1,038	8	4	60	53	74	1.4
2018	3/2	31	56	54.4	379	3	4	64	10	12	1.2
<b>TOTAL</b>	<b>12/6</b>	<b>118</b>	<b>207</b>	<b>57.0</b>	<b>1,417</b>	<b>11</b>	<b>8</b>	<b>64</b>	<b>63</b>	<b>84</b>	<b>1.3</b>

### GAME-BY-GAME STATS

	GP/GS	PASSING				RUSHING					
		COMP	ATT	PCT	YDS	TD	INT	LNG	ATT	YDS	AVG
EASTERN ILLINOIS	1/1	9	12	75.0	92	1	0	42	3	4	1.33
at Colorado State	1/0	6	9	66.6	102	2	0	64	3	-6	-2.0
NORTH TEXAS	1/1	16	35	45.7	185	0	4	25	4	14	3.5
at Auburn											
vs. Texas A&M											
ALABAMA											
OLE MISS											
TULSA											
VANDERBILT											
LSU											
at Mississippi State											
at Missouri											
<b>TOTAL</b>	<b>3/2</b>	<b>31</b>	<b>56</b>	<b>54.4</b>	<b>379</b>	<b>3</b>	<b>4</b>	<b>64</b>	<b>10</b>	<b>12</b>	<b>1.2</b>

### SEASON HIGHS

Pass Attempts	35 vs. North Texas (9/15/18)
Completions	16 vs. North Texas (9/15/18)
Pass Yards	185 vs. North Texas (9/15/18)
Pass TDs	2 at Colorado State (9/8/18)
Long Pass	64 at Colorado State (9/8/18)
Completion %	75.0 vs. Eastern Illinois (9/1/18)
Rushes	4 vs. North Texas (9/15/18)
Rush Yards	14 vs. North Texas (9/15/18)
Rush TDs	1 vs. North Texas (9/15/18)
Long Rush	5 vs. North Texas (9/15/18)

### CAREER HIGHS

Pass Attempts	42 at Alabama (10/14/17)
Completions	23 at Alabama (10/14/17)
Pass Yards	200 at Alabama (10/14/17)
Pass TDs	3 at Ole Miss (10/28/17)
Long Pass	64 at Colorado State (9/8/18)
Completion %	75.0 vs. Eastern Illinois (9/1/18)
Rushes	15 vs. Auburn (10/21/17)
Rush Yards	23 at South Carolina (10/7/17)
Rush TDs	1 (3x) vs. North Texas (9/15/18)
Long Rush	15 at Ole Miss (10/28/17)





## GRANT MORGAN

31

Linebacker | 5-11 | 220 | Sophomore  
Greenwood HS | Greenwood, Ark.

### QUICK HITS

- Has recorded at least 0.5 tackle for loss in four of the last five games.
- Recorded three-plus tackles in 13 of his first 16 collegiate appearances.
- Tied for the team lead in tackles (5) against Florida A&M (8/31/17) in his collegiate debut.
- Recorded his first multi-tackle for loss game against Mississippi State, including 1.0 sack.
- Played a career-high 58 snaps against Missouri (11/24/17), with a career high eight tackles.

### CAREER STATS

	GP/GS	UA	A	ToT	TFL-YDS	SCK-YDS	FF	FR-YDS	INT-YDS	QBH	BRUP
2017	12/0	22	16	38	3.5-15	1.0-9	1	0-0	0-0	2	2
2018	3/0	3	9	12	2.0-4	0.0-0	0	0-0	0-0	1	1
<b>TOTAL</b>	<b>15/0</b>	<b>25</b>	<b>25</b>	<b>50</b>	<b>5.5-19</b>	<b>1.0-9</b>	<b>1</b>	<b>0-0</b>	<b>0-0</b>	<b>3</b>	<b>3</b>

### GAME-BY-GAME STATS

	GP/GS	UA	A	ToT	TFL-YDS	SCK-YDS	FF	FR-YDS	INT-YDS	QBH	BRUP
EASTERN ILLINOIS	1/0	1	4	5	0.5-1	0.0-0	0	0-0	0-0	0	1
at Colorado State	1/0	0	4	4	0.5-1	0.0-0	0	0-0	0-0	0	0
NORTH TEXAS	1/0	2	1	3	1.0-2	0.0-0	0	0-0	0-0	1	0
at Auburn											
vs. Texas A&M											
ALABAMA											
OLE MISS											
TULSA											
VANDERBILT											
LSU											
at Mississippi State											
at Missouri											
<b>TOTAL</b>	<b>3/0</b>	<b>3</b>	<b>9</b>	<b>12</b>	<b>2.0-4</b>	<b>0.0-0</b>	<b>0</b>	<b>0-0</b>	<b>0-0</b>	<b>1</b>	<b>1</b>

### SEASON HIGHS

Tackles	5 vs. Eastern Illinois (9/1/18)
Tackles For Loss	1.0 vs. North Texas (9/15/18)
Sacks	None
Interceptions	None
Interception Return Yards	None
QB Hurries	1 vs. North Texas (9/15/18)
Pass Breakups	1 vs. Eastern Illinois (9/1/18)
Forced Fumbles	None
Fumble Recoveries	None

### CAREER HIGHS

Tackles	8 vs. Missouri (11/24/17)
Tackles For Loss	2.0 vs Mississippi State (11/18/17)
Sacks	1.0 2x last vs. North Texas (9/15/18)
Interceptions	None
Interception Return Yards	None
QB Hurries	1 (3x) last vs. North Texas (9/15/18)
Pass Breakups	1 (3x) last vs. Eastern Illinois (9/1/18)
Forced Fumbles	1 vs. Auburn (10/21/17)
Fumble Recoveries	None



## CHEYENNE O'GRADY

85

Tight End | 6-4 | 251 | Junior  
Fayetteville, Ark. | Fayetteville HS

### QUICK HITS

- Led all tight ends on the team in receptions (21) and TD catches (2) in 2017.
- 10 receptions went for a first down and five gained 15+ yards last season.
- High school teammates with Dre Greenlaw.
- Son of Larry Marks, who was a three-year letterwinner on Arkansas' basketball team from 1988-90.

### CAREER STATS

	GP/GS	RECEIVING					RUSHING				
		REC	YDS	AVG	TD	LNG	ATT	YDS	AVG	TD	LNG
2016	8/0	3	63	21.0	1	28	0	0	0.0	0	0
2017	11/1	21	132	6.3	2	19	0	0	0.0	0	0
2018	1/0	0	0	0.0	0	0	0	0	0.0	0	0
<b>TOTAL</b>	<b>20/1</b>	<b>24</b>	<b>195</b>	<b>8.1</b>	<b>3</b>	<b>28</b>	<b>0</b>	<b>0</b>	<b>0.0</b>	<b>0</b>	<b>0</b>

### GAME-BY-GAME STATS

	GP/GS	RECEIVING					RUSHING				
		REC	YDS	AVG	TD	LNG	ATT	YDS	AVG	TD	LNG
EASTERN ILLINOIS	-/-	-	-	-	-	-	-	-	-	-	-
at Colorado State	-/-	-	-	-	-	-	-	-	-	-	-
NORTH TEXAS	1/0	0	0	0.0	0	0	0	0	0.0	0	0
at Auburn											
vs. Texas A&M											
ALABAMA											
OLE MISS											
TULSA											
VANDERBILT											
LSU											
at Mississippi State											
at Missouri											
<b>TOTAL</b>	<b>1/0</b>	<b>0</b>	<b>0</b>	<b>0.0</b>	<b>0</b>	<b>0</b>	<b>0</b>	<b>0</b>	<b>0.0</b>	<b>0</b>	<b>0</b>

### SEASON HIGHS

Receptions	None
Receiving Yards	None
Receiving Touchdowns	None
Long Reception	None

### CAREER HIGHS

Receptions	4 at Alabama (10/14/17)
Receiving Yards	40 vs. Virginia Tech (12/29/16)
Receiving Touchdowns	1 (3x), last at Ole Miss (10/28/17)
Long Reception	28 vs. Virginia Tech (12/29/16)



## La'MICHAEL PETTWAY 16

Wide Receiver | 6-2 | 219 | Junior  
Nashville, Ark. | Nashville HS

### QUICK HITS

- Surpassed last year's receiving yard total in game one against EIU (9/1/18).
- One of six players in the SEC with two touchdowns in a game through week one.
- Recorded career highs in receptions, yards, TDs and long reception against EIU.
- Started 2018 with three games of multiple receptions, after having none prior to this year.
- Made his first career start against Florida A&M in the season opener last year.

### CAREER STATS

	GP/GS	RECEIVING					RUSHING				
		REC	YDS	AVG	TD	LNG	ATT	YDS	AVG	TD	LNG
2016	10/0	1	10	10.0	1	10	0	0	0.0	0	0
2017	9/3	6	92	15.3	0	25	0	0	0.0	0	0
2018	3/2	11	173	15.7	3	48	0	0	0.0	0	0
<b>TOTAL</b>	<b>22/5</b>	<b>18</b>	<b>275</b>	<b>15.3</b>	<b>4</b>	<b>48</b>	<b>0</b>	<b>0</b>	<b>0.0</b>	<b>0</b>	<b>0</b>

### GAME-BY-GAME STATS

	GP/GS	RECEIVING					RUSHING				
		REC	YDS	AVG	TD	LNG	ATT	YDS	AVG	TD	LNG
EASTERN ILLINOIS	1/0	5	93	18.6	2	48	0	0	0.0	0	0
at Colorado State	1/1	2	31	15.5	1	25	0	0	0.0	0	0
NORTH TEXAS	1/1	4	49	12.3	0	16	0	0	0.0	0	0
at Auburn											
vs. Texas A&M											
ALABAMA											
OLE MISS											
TULSA											
VANDERBILT											
LSU											
at Mississippi State											
at Missouri											
<b>TOTAL</b>	<b>3/2</b>	<b>11</b>	<b>173</b>	<b>15.7</b>	<b>3</b>	<b>48</b>	<b>0</b>	<b>0</b>	<b>0.0</b>	<b>0</b>	<b>0</b>

### SEASON HIGHS

Receptions ..... 5 vs. Eastern Illinois (9/1/18)  
 Receiving Yards ..... 93 vs. Eastern Illinois (9/1/18)  
 Receiving Touchdowns ..... 2 vs. Eastern Illinois (9/1/18)  
 Long Reception ..... 48 vs. Eastern Illinois (9/1/18)

### CAREER HIGHS

Receptions ..... 5 vs. Eastern Illinois (9/1/18)  
 Receiving Yards ..... 93 vs. Eastern Illinois (9/1/18)  
 Receiving Touchdowns ..... 2 vs. Eastern Illinois (9/1/18)  
 Long Reception ..... 48 vs. Eastern Illinois (9/1/18)



## BUMPER POOL 16

Linebacker | 6-2 | 223 | Freshman  
Lucas, Texas | Lovejoy HS

### QUICK HITS

- Made first career start at Colorado State (9/8/18), recording first TFL (0.5) and PBU (1).
- 60-yard fumble return is Arkansas' longest since Jerry Franklin's 94-yard return in 2011.
- Tied for the third-most tackles on team in debut against EIU (9/1/18).
- Four-star recruit that chose Arkansas over Alabama, LSU, Texas A&M and others.

### CAREER STATS

	GP/GS	UA	A	ToT	TFL-YDS	SCK-YDS	FF	FR-YDS	INT-YDS	QBH	BRUP
2018	3/2	3	10	13	1.5-2	0.0-0	0	1-60	0-0	1	2
<b>TOTAL</b>	<b>3/2</b>	<b>3</b>	<b>10</b>	<b>13</b>	<b>1.5-2</b>	<b>0.0-0</b>	<b>0</b>	<b>1-60</b>	<b>0-0</b>	<b>1</b>	<b>2</b>

### GAME-BY-GAME STATS

	GP/GS	UA	A	ToT	TFL-YDS	SCK-YDS	FF	FR-YDS	INT-YDS	QBH	BRUP
EASTERN ILLINOIS	1/0	2	4	6	0.0-0	0.0-0	0	1-60	0-0	0	0
at Colorado State	1/1	0	4	4	0.5-1	0.0-0	0	0-0	0-0	0	1
NORTH TEXAS	1/1	1	2	3	1.0-1	0.0-0	0	0-0	0-0	1	1
at Auburn											
vs. Texas A&M											
ALABAMA											
OLE MISS											
TULSA											
VANDERBILT											
LSU											
at Mississippi State											
at Missouri											
<b>TOTAL</b>	<b>3/2</b>	<b>3</b>	<b>10</b>	<b>13</b>	<b>1.5-2</b>	<b>0.0-0</b>	<b>0</b>	<b>1-60</b>	<b>0-0</b>	<b>1</b>	<b>2</b>

### SEASON HIGHS

Tackles ..... 6 vs. Eastern Illinois (9/1/18)  
 Tackles For Loss ..... 1.0 vs. North Texas (9/15/18)  
 Sacks ..... None  
 Interceptions ..... None  
 Interception Return Yards ..... None  
 QB Hurries ..... 1 vs. North Texas (9/15/18)  
 Pass Breakups ..... 1 (2x) last vs. North Texas (9/15/18)  
 Forced Fumbles ..... 1 at Colorado State (9/8/18)  
 Fumble Recoveries ..... 1 vs. Eastern Illinois (9/1/18)

### CAREER HIGHS

Tackles ..... 6 vs. Eastern Illinois (9/1/18)  
 Tackles For Loss ..... 1.0 vs. North Texas (9/15/18)  
 Sacks ..... None  
 Interceptions ..... None  
 Interception Return Yards ..... None  
 QB Hurries ..... 1 vs. North Texas (9/15/18)  
 Pass Breakups ..... 1 (2x) last vs. North Texas (9/15/18)  
 Forced Fumbles ..... 1 at Colorado State (9/8/18)  
 Fumble Recoveries ..... 1 vs. Eastern Illinois (9/1/18)



## RYAN PULLEY

11

Defensive Back | 5-11 | 198 | Junior  
Fort Myers, Fla. | Island Coast HS

### QUICK HITS

- Recorded his first interception since the 2016 season against Colorado State (9/8/18).
- Has started 16-consecutive games played, recording 15 PBUs and three INTs.
- Suffered a right pectoral injury and missed most of the 2017 season.
- 10 pass breakups came against Power 5 opponents and recorded at least one in 9 games.
- Broke up a career high four passes against TCU in 2016.

### CAREER STATS

	GP/GS	UA	A	ToT	TFL-YDS	SCK-YDS	FF	FR-YDS	INT-YDS	QBH	BRUP
2015	10/1	6	4	10	0.0-0	0.0-0	0	0-0	1-8	0	2
2016	13/12	33	14	47	0.5-0	0.0-0	0	1-0	2-75	0	13
2017	1/1	1	0	1	0.0-0	0.0-0	0	0-0	0-0	0	0
2018	3/3	9	2	11	1.0-3	0.0-0	0	0-0	1-0	0	2
<b>TOTAL</b>	<b>27/17</b>	<b>49</b>	<b>20</b>	<b>69</b>	<b>1.5-3</b>	<b>0.0-0</b>	<b>0</b>	<b>1-0</b>	<b>4-83</b>	<b>0</b>	<b>17</b>

### GAME-BY-GAME STATS

	GP/GS	UA	A	ToT	TFL-YDS	SCK-YDS	FF	FR-YDS	INT-YDS	QBH	BRUP
EASTERN ILLINOIS	1/1	2	1	3	0.0-0	0.0-0	0	0-0	0-0	0	0
at Colorado State	1/1	4	1	5	0.0-0	0.0-0	0	0-0	1-0	0	2
NORTH TEXAS	1/1	3	0	3	1.0-3	0.0-0	0	0-0	0-0	0	0
at Auburn											
vs. Texas A&M											
ALABAMA											
OLE MISS											
TULSA											
VANDERBILT											
LSU											
at Mississippi State											
at Missouri											
<b>TOTAL</b>	<b>3/3</b>	<b>9</b>	<b>2</b>	<b>11</b>	<b>1.0-3</b>	<b>0.0-0</b>	<b>0</b>	<b>0-0</b>	<b>1-0</b>	<b>0</b>	<b>2</b>

### SEASON HIGHS

Tackles ..... 5 at Colorado State (9/8/18)  
Tackles For Loss ..... 1.0 vs. North Texas (9/15/18)  
Sacks ..... None  
Interceptions ..... 1 at Colorado State (9/8/18)  
Interception Return Yards ..... None  
QB Hurries ..... None  
Pass Breakups ..... 2 at Colorado State (9/8/18)  
Forced Fumbles ..... None  
Fumble Recoveries ..... None

### CAREER HIGHS

Tackles ..... 7 at Missouri (11/24/16)  
Tackles For Loss ..... 1.0 vs. North Texas (9/15/18)  
Sacks ..... None  
Interceptions ..... 1 (4x), last at Colorado State (9/8/18)  
Interception Return Yards ..... 50 vs. Virginia Tech (12/29/16)  
QB Hurries ..... None  
Pass Breakups ..... 3 at TCU (9/10/16)  
Forced Fumbles ..... None  
Fumble Recoveries ..... None



## SANTOS RAMIREZ

9

Defensive Back | 6-2 | 204 | Senior  
Shreveport, La. | Evangel Christian Academy

### QUICK HITS

- Had his second career double-digit tackling effort against Colorado State (9/8/18).
- In 2017, finished third on the team and first among DBs in tackles (63).
- Enters the 2018 campaign with 5 career FF, the most since Tenarius Wright (2008-2012).
- Forced and recovered a key fumble and broke up a pass against Ole Miss (10/28/17).
- One of 3 players in the FBS to record at least 60 tackles, an INT, 8 PBUs and 3 FF in 2017.

### CAREER STATS

	GP/GS	UA	A	ToT	TFL-YDS	SCK-YDS	FF	FR-YDS	INT-YDS	QBH	BRUP
2015	12/3	22	13	35	0.0-0	0.0-0	0	0-0	1-18	0	3
2016	12/7	30	13	43	0.0-0	0.0-0	2	0-0	1-24	0	2
2017	12/12	34	29	63	2.0-4	0.0-0	3	1-0	1-16	0	8
2018	3/3	12	8	20	0.0-0	0.0-0	0	1-0	0	0	0
<b>TOTAL</b>	<b>39/25</b>	<b>98</b>	<b>63</b>	<b>161</b>	<b>2.0-4</b>	<b>0.0-0</b>	<b>5</b>	<b>1-0</b>	<b>3-58</b>	<b>0</b>	<b>13</b>

### GAME-BY-GAME STATS

	GP/GS	UA	A	ToT	TFL-YDS	SCK-YDS	FF	FR-YDS	INT-YDS	QBH	BRUP
EASTERN ILLINOIS	1/1	5	1	6	0.0-0	0.0-0	0	1-0	0-0	0	0
at Colorado State	1/1	4	6	10	0.0-0	0.0-0	0	0-0	0-0	0	0
NORTH TEXAS	1/1	3	1	4	0.0-0	0.0-0	0	0-0	0-0	0	0
at Auburn											
vs. Texas A&M											
ALABAMA											
OLE MISS											
TULSA											
VANDERBILT											
LSU											
at Mississippi State											
at Missouri											
<b>TOTAL</b>	<b>3/3</b>	<b>12</b>	<b>8</b>	<b>20</b>	<b>0.0-0</b>	<b>0.0-0</b>	<b>0</b>	<b>1-0</b>	<b>0</b>	<b>0</b>	<b>0</b>

### SEASON HIGHS

Tackles ..... 10 at Colorado State (9/8/18)  
Tackles For Loss ..... None  
Sacks ..... None  
Interceptions ..... None  
Interception Return Yards ..... None  
QB Hurries ..... None  
Pass Breakups ..... None  
Forced Fumbles ..... None  
Fumble Recoveries ..... 1 vs. Eastern Illinois (9/1/18)

### CAREER HIGHS

Tackles ..... 10 (2x) at Colorado State (9/8/18)  
Tackles For Loss ..... 1 vs. New Mexico State (9/30/17)  
Sacks ..... None  
Interceptions ..... 1 (3x), last vs. TCU (9/9/17)  
Interception Return Yards ..... 24 vs. Florida (11/5/16)  
QB Hurries ..... None  
Pass Breakups ..... 2 (3x) last vs. Coastal Carolina (11/4/17)  
Forced Fumbles ..... 1 (4x) last at Ole Miss (10/28/17)  
Fumble Recoveries ..... 1 (2x) last vs. Eastern Illinois (9/1/18)



## RANDY RAMSEY

10

Defensive Line | 6-4 | 236 | Senior  
Ft. Lauderdale, Fla. | Dillard HS

### QUICK HITS

- Made first appearance in 2018 against North Texas (9/15/18) posting a tackle and 3 hurries.
- Led the team last season with six QBHs, with five coming in SEC Contests.
- Logged his first career sack against Florida A&M (8/31/17).
- Recorded a career high nine tackles in a comeback win against Ole Miss (10/28/17).
- Made at least 1.0 tackle for loss in four games, had 1.0 sack in two games in 2017.

### CAREER STATS

	GP/GS	UA	A	ToT	TFL-YDS	SCK-YDS	FF	FR-YDS	INT-YDS	QBH	BRUP
2014	7/1	5	3	8	0.5-1	0.0-0	0	0-0	0-0	0	0
2016	12/3	13	10	23	5.5-32	2.5-20	3	1-0	0-0	4	0
2017	12/8	20	22	42	5.5-18	2.0-13	1	0-0	0-0	6	2
2018	1/1	0	1	1	0.0-0	0.0-0	0	0-0	0-0	3	0
<b>TOTAL</b>	<b>32/13</b>	<b>38</b>	<b>36</b>	<b>74</b>	<b>11.5-51</b>	<b>4.5-33</b>	<b>4</b>	<b>1-0</b>	<b>0-0</b>	<b>13</b>	<b>2</b>

### GAME-BY-GAME STATS

	GP/GS	UA	A	ToT	TFL-YDS	SCK-YDS	FF	FR-YDS	INT-YDS	QBH	BRUP
EASTERN ILLINOIS	-/-	-	-	-	-	-	-	-	-	-	-
at Colorado State	-/-	-	-	-	-	-	-	-	-	-	-
NORTH TEXAS	1/1	0	1	1	0.0-0	0.0-0	0	0-0	0-0	3	0
at Auburn											
vs. Texas A&M											
ALABAMA											
OLE MISS											
TULSA											
VANDERBILT											
LSU											
at Mississippi State											
at Missouri											
<b>TOTAL</b>	<b>1/1</b>	<b>0</b>	<b>1</b>	<b>1</b>	<b>0.0-0</b>	<b>0.0-0</b>	<b>0</b>	<b>0-0</b>	<b>0-0</b>	<b>3</b>	<b>0</b>

### SEASON HIGHS

Tackles	.....1 vs. North Texas (9/15/18)
Tackles For Loss	.....None
Sacks	.....None
Interceptions	.....None
Interception Return Yards	.....None
QB Hurries	.....3 vs. North Texas (9/15/18)
Pass Breakups	.....None
Forced Fumbles	.....None

### CAREER HIGHS

Tackles	.....9 vs. Ole Miss (10/28/17)
Tackles For Loss	.....1.5 (3x) last vs LSU (11/11/17)
Sacks	.....1.0 (4x) last vs LSU (11/11/17)
Interceptions	.....None
Interception Return Yards	.....None
QB Hurries	.....3 vs. North Texas (9/15/18)
Pass Breakups	.....1 (2x) last vs Mississippi State (11/17/17)
Forced Fumbles	.....1 (4x) last vs Coastal Carolina (11/4/17)



## KEVIN RICHARDSON

30

Defensive Back | 5-11 | 180 | Senior  
Jacksonville, Ark. | Jacksonville HS



### QUICK HITS

- Totaled a career-best 50 tackles with 0.5 for loss last season.
- Tied for the team lead in interceptions (3), breaking up four passes in 2017.
- Recorded three picks in four games, the most in a four game stretch by a Hog since 2011.
- Ended Jalen Hurts' streak of 206 passes thrown without an interception last season.
- Finished the year with 17 tackles over the final two games.

### CAREER STATS

	GP/GS	UA	A	ToT	TFL-YDS	SCK-YDS	FF	FR-YDS	INT-YDS	QBH	BRUP
2014	13/0	5	3	8	0.0-0	0.0-0	0	0-0	0-0	1	0
2015	13/5	22	22	44	0.0-0	0.0-0	0	0-0	1-0	0	3
2016	1/1	2	5	7	0.0-0	0.0-0	0	0-0	0-0	0	0
2017	12/9	21	29	50	0.5-1	0.0-0	0	1-22	3-7	0	4
2018	-/-	-	-	-	-	-	-	-	-	-	-
<b>TOTAL</b>	<b>39/15</b>	<b>50</b>	<b>59</b>	<b>109</b>	<b>0.5-1</b>	<b>0.0-0</b>	<b>0</b>	<b>1-22</b>	<b>4-7</b>	<b>1</b>	<b>7</b>

### GAME-BY-GAME STATS

	GP/GS	UA	A	ToT	TFL-YDS	SCK-YDS	FF	FR-YDS	INT-YDS	QBH	BRUP
EASTERN ILLINOIS	-/-	-	-	-	-	-	-	-	-	-	-
at Colorado State	-/-	-	-	-	-	-	-	-	-	-	-
NORTH TEXAS	-/-	-	-	-	-	-	-	-	-	-	-
at Auburn											
vs. Texas A&M											
ALABAMA											
OLE MISS											
TULSA											
VANDERBILT											
LSU											
at Mississippi State											
at Missouri											
<b>TOTAL</b>	<b>12/9</b>	<b>21</b>	<b>29</b>	<b>50</b>	<b>0.5-1</b>	<b>0.0-0</b>	<b>0</b>	<b>1-22</b>	<b>3-7</b>	<b>0</b>	<b>4</b>

### SEASON HIGHS

Tackles	.....None
Tackles For Loss	.....None
Sacks	.....None
Interceptions	.....None
Interception Return Yards	.....None
QB Hurries	.....None
Pass Breakups	.....None
Forced Fumbles	.....None
Fumble Recoveries	.....None

### CAREER HIGHS

Tackles	.....10 (2x), last vs. Mississippi State (11/21/15)
Tackles For Loss	.....None
Sacks	.....None
Interceptions	.....1 (4x) last vs. Auburn (10/21/17)
Interception Return Yards	.....7 vs. Auburn (10/21/17)
QB Hurries	.....1 vs. UAB (10/25/14)
Pass Breakups	.....3 vs. Mississippi State (11/21/1)
Forced Fumbles	.....None
Fumble Recoveries	.....1 vs. Ole Miss (10/28/17)



## T.J. SMITH

52

**Defensive Line | 6-3 | 304 | Senior**  
Moultrie, Ga. | Colquitt County HS

### QUICK HITS

- Started all 12 games in 2017, finishing as one of five Arkansas players with multiple sacks.
- His three hurries tied for the most from a defensive lineman in 2017.
- Recorded a career high five tackles against Ole Miss (10/27/17)
- All four tackles for loss and two sacks came away from home in SEC competition.
- Recorded 2.0 TFLs, 1.0 sack, a FF and a QBH in a career day against South Carolina in 2017.

### CAREER STATS

	GP/GS	UA	A	ToT	TFL-YDS	SCK-YDS	FF	FR-YDS	INT-YDS	QBH	BRUP
2016	5/0	1	3	4	1.5-3	0.0-0	0	0-0	0-0	0	0
2017	12/12	10	16	26	4.0-17	2.0-15	1	0-0	0-0	3	0
2018	3/3	1	6	7	1.0-3	0.0-0	0	0-0	0-0	0	0
<b>TOTAL</b>	<b>20/15</b>	<b>12</b>	<b>25</b>	<b>37</b>	<b>6.5-23</b>	<b>2.0-15</b>	<b>1</b>	<b>0-0</b>	<b>0-0</b>	<b>3</b>	<b>0</b>

### GAME-BY-GAME STATS

	GP/GS	UA	A	ToT	TFL-YDS	SCK-YDS	FF	FR-YDS	INT-YDS	QBH	BRUP
EASTERN ILLINOIS	1/1	1	2	3	0.5-1	0.0-0	0	0-0	0-0	0	0
at Colorado State	1/1	0	1	1	0.5-2	0.0-0	0	0-0	0-0	0	0
NORTH TEXAS	1/1	0	3	3	0.0-0	0.0-0	0	0-0	0-0	0	0
at Auburn											
vs. Texas A&M											
ALABAMA											
OLE MISS											
TULSA											
VANDERBILT											
LSU											
at Mississippi State											
at Missouri											
<b>TOTAL</b>	<b>3/3</b>	<b>1</b>	<b>6</b>	<b>7</b>	<b>1.0-3</b>	<b>0.0-0</b>	<b>0</b>	<b>0-0</b>	<b>0-0</b>	<b>0</b>	<b>0</b>

### SEASON HIGHS

Tackles	3 (2x) last vs. North Texas (9/15/18)
Tackles For Loss	0.5 (2x) last at Colorado State (9/8/18)
Sacks	None
Interceptions	None
Interception Return Yards	None
QB Hurries	None
Pass Breakups	None
Forced Fumbles	None
Fumble Recoveries	None

### CAREER HIGHS

Tackles	5 at Ole Miss (10/28/17)
Tackles For Loss	2.0 at South Carolina (10/7/17)
Sacks	1.0 (2x) last at LSU (11/11/17)
Interceptions	None
Interception Return Yards	None
QB Hurries	1 (3x) last vs. Coastal Carolina (11/4/17)
Pass Breakups	None
Forced Fumbles	1 at South Carolina (10/7/17)
Fumble Recoveries	None



## DEON STEWART

13

**Wide Receiver | 5-11 | 161 | Junior**  
Hardy, Ark. | Highland HS

### QUICK HITS

- Has at least one catch in 12-consecutive games, including eight multi-catch games.
- Recorded multiple catches in five of the last seven SEC contests.
- Finished second on the team in receptions (33), receiving yards (404) and TD catches (3)
- 7 of 8 catches on third down resulted in a first down.

### CAREER STATS

	GP/GS	RECEIVING					RUSHING				
		REC	YDS	AVG	TD	LNG	ATT	YDS	AVG	TD	LNG
2016	12/0	2	34	17.0	0	19	2	9	4.5	0	5
2017	12/6	33	404	12.2	3	38	8	10	1.2	0	8
2018	3/0	4	22	5.5	0	10	0	0	0.0	0	0
<b>TOTAL</b>	<b>25/6</b>	<b>39</b>	<b>460</b>	<b>11.8</b>	<b>3</b>	<b>38</b>	<b>8</b>	<b>15</b>	<b>1.9</b>	<b>0</b>	<b>5</b>

### GAME-BY-GAME STATS

	GP/GS	REC	YDS	AVG	TD	LNG	ATT	YDS	AVG	TD	LNG
EASTERN ILLINOIS	1/0	1	0	0.0	0	0	0	0	0.0	0	0
at Colorado State	1/0	1	10	10.0	0	10	0	0	0.0	0	0
NORTH TEXAS	1/0	2	12	6.0	0	8	0	0	0.0	0	0
at Auburn											
vs. Texas A&M											
ALABAMA											
OLE MISS											
TULSA											
VANDERBILT											
LSU											
at Mississippi State											
at Missouri											
<b>TOTAL</b>	<b>3/0</b>	<b>4</b>	<b>22</b>	<b>5.5</b>	<b>0</b>	<b>0</b>	<b>0</b>	<b>0</b>	<b>0.0</b>	<b>0</b>	<b>0</b>

### SEASON HIGHS

Receptions	2 vs. North Texas (9/15/18)
Receiving Yards	12 vs. North Texas (9/15/18)
Receiving Touchdowns	None
Long Reception	None
Rushes	None
Rushing Yards	None
Rushing Touchdowns	None
Long Rush	None
Punt Returns	1 (2x) last vs. North Texas (9/15/18)
Long Punt Return	45 at Colorado State (9/8/18)
Kick Returns	None
Kick Return Yards	None
Kick Return Touchdowns	None

### CAREER HIGHS

Receptions	6 (2x) last vs Missouri (11/24/17)
Receiving Yards	71 vs. New Mexico State (9/30/17)
Receiving Touchdowns	1 (3x), last at Ole Miss (10/28/17)
Long Reception	38 vs. New Mexico State (9/30/17)
Rushes	2 vs. Auburn (10/21/17)
Rushing Yards	5 vs. Virginia Tech (12/29/16)
Rushing Touchdowns	None
Punt Returns	1 (2x) last vs. North Texas (9/15/18)
Long Rush	5 vs. Virginia Tech (12/29/16)
Long Punt Return	45 at Colorado State (9/8/18)
Kick Returns	7 vs. LSU (11/12/16)
Kick Return Yards	119 at Missouri (11/25/16)
Kick Return Touchdowns	None





## TY STOREY

4

Quarterback | 6-2 | 215 | Junior  
Charleston, Ark. | Charleston HS



### QUICK HITS

- Made first career start against Colorado State (9/8/18).
- Recorded 261 yards and accounted for four total touchdowns against EIU (9/1/18).
- Posted his first passing statistics since Oct. 22, 2016 against Auburn in season opener.
- Three-time SEC Academic Honor Roll member.
- Four-star recruit and early enrollee in 2015 before redshirting in first year.

### CAREER STATS

	PASSING									RUSHING				
	GP/GS	COMP	ATT	PCT	YDS	TD	INT	LNG	ATT	YDS	AVG	TD	LNG	
2016	3/0	1	4	25.0	3	0	0	3	2	-17	-8.5	0	0	
2017	2/0	0	0	0.0	0	0	0	0	1	-5	-5	0	0	
2018	2/1	17	30	56.7	297	3	2	57	5	26	5.2	1	17	
<b>TOTAL</b>	<b>7/1</b>	<b>18</b>	<b>34</b>	<b>52.9</b>	<b>300</b>	<b>3</b>	<b>2</b>	<b>57</b>	<b>8</b>	<b>4</b>	<b>0.5</b>	<b>1</b>	<b>17</b>	

### GAME-BY-GAME STATS

	PASSING									RUSHING				
	GP/GS	COMP	ATT	PCT	YDS	TD	INT	LNG	ATT	YDS	AVG	TD	LNG	
EASTERN ILLINOIS	1/0	12	17	70.5	261	3	0	57	3	15	5.0	1	10	
at Colorado State	1/1	5	13	38.5	36	0	2	19	2	11	5.5	0	17	
NORTH TEXAS	-/-	-	-	-	-	-	-	-	-	-	-	-	-	
at Auburn														
vs. Texas A&M														
ALABAMA														
OLE MISS														
TULSA														
VANDERBILT														
LSU														
at Mississippi State														
at Missouri														
<b>TOTAL</b>	<b>2/1</b>	<b>17</b>	<b>30</b>	<b>56.7</b>	<b>297</b>	<b>3</b>	<b>2</b>	<b>57</b>	<b>5</b>	<b>26</b>	<b>5.2</b>	<b>1</b>	<b>17</b>	

### SEASON HIGHS

Pass Attempts	17 vs. Eastern Illinois (9/1/18)
Completions	12 vs. Eastern Illinois (9/1/18)
Pass Yards	261 vs. Eastern Illinois (9/1/18)
Pass TDs	3 vs. Eastern Illinois (9/1/18)
Long Pass	57 vs. Eastern Illinois (9/1/18)
Completion %	70.5 vs. Eastern Illinois (9/1/18)
Rushes	3 vs. Eastern Illinois (9/1/18)
Rush Yards	15 vs. Eastern Illinois (9/1/18)
Rush TDs	1 vs. Eastern Illinois (9/1/18)
Long Rush	17 at Colorado State (9/8/18)

### CAREER HIGHS

Pass Attempts	17 vs. Eastern Illinois (9/1/18)
Completions	12 vs. Eastern Illinois (9/1/18)
Pass Yards	261 vs. Eastern Illinois (9/1/18)
Pass TDs	3 vs. Eastern Illinois (9/1/18)
Long Pass	57 vs. Eastern Illinois (9/1/18)
Completion %	70.5 vs. Eastern Illinois (9/1/18)
Rushes	3 vs. Eastern Illinois (9/1/18)
Rush Yards	15 vs. Eastern Illinois (9/1/18)
Rush TDs	1 vs. Eastern Illinois (9/1/18)
Long Rush	17 at Colorado State (9/8/18)



## De'VION WARREN

9

Wide Receiver | 5-10 | 180 | Sophomore  
Monroe, La. | Ouachita Parish HS

### QUICK HITS

- Led the SEC and ranked 13<sup>th</sup> nationally with a 26.38 kickoff return average.
- His 765 yards returning kicks ranks third in single-season school history.
- Led SEC with four 40-plus yard kickoff returns, longest was a 100-yard TD against Auburn.
- Became the first Razorback since 2014 to return a kickoff for a touchdown.
- 100-yard kickoff return was the longest for a score since Felix Jones' 100-yard TD in 2006.

### CAREER STATS

	RECEIVING					RUSHING					KICK RETURN				
	GP/GS	REC	YDS	AVG	TD	LNG	ATT	YDS	AVG	TD	LNG	RET	YDS	TD	LNG
2017	12/0	1	5	5.0	0	5	2	10	5.0	0	6	29	765	1	100
2018	2/0	2	-3	-1.5	0	0	0	0	0.0	0	0	5	125	0	34
<b>TOTAL</b>	<b>14/0</b>	<b>3</b>	<b>2</b>	<b>0.67</b>	<b>0</b>	<b>5</b>	<b>2</b>	<b>10</b>	<b>5.0</b>	<b>0</b>	<b>6</b>	<b>34</b>	<b>890</b>	<b>1</b>	<b>100</b>

### GAME-BY-GAME STATS

	RECEIVING					RUSHING					KICK RETURN				
	GP/GS	REC	YDS	AVG	TD	LNG	ATT	YDS	AVG	TD	LNG	RET	YDS	TD	LNG
EASTERN ILLINOIS	1/0	0	0	0.0	0	0	0	0	0.0	0	0	4	102	0	34
at Colorado State	1/0	2	-3	-1.5	0	0	0	0	0.0	0	0	1	23	0	23
NORTH TEXAS	-/-	-	-	-	-	-	-	-	-	-	-	-	-	-	-
at Auburn															
vs. Texas A&M															
ALABAMA															
OLE MISS															
TULSA															
VANDERBILT															
LSU															
at Mississippi State															
at Missouri															
<b>TOTAL</b>	<b>2/0</b>	<b>2</b>	<b>-3</b>	<b>-1.5</b>	<b>0</b>	<b>0</b>	<b>0</b>	<b>0</b>	<b>0.0</b>	<b>0</b>	<b>0</b>	<b>5</b>	<b>125</b>	<b>0</b>	<b>34</b>

### SEASON HIGHS

Kickoff Returns	4 vs. Eastern Illinois (9/1/18)
Kickoff Return Yards	102 vs. Eastern Illinois (9/1/18)
Kickoff Return Touchdowns	None

### CAREER HIGHS

Kickoff Returns	5 (2x), last vs. Coastal Carolina (11/4/17)
Kickoff Return Yards	141 at Ole Miss (10/28/17)
Kickoff Return Touchdowns	1 vs. Auburn (10/21/17)



## ARMON WATTS

90

Defensive Line | 6-5 | 298 | Senior  
St. Louis, Mo. | Christian Brothers College HS

### QUICK HITS

- First Hog to have 1.0+ sacks in each of the first three games of a season since Randy Garner in 1998.
- Fourth Hog since 1998 to have 3.0+ sacks through the first three games of a season.
- Tied for the lead in the SEC in sacks with 3.0 after not recording one prior to 2018.
- Made first career start at Colorado State (9/8/18), posting a career high five tackles.

### CAREER STATS

	GP/GS	UA	A	ToT	TFL-YDS	SCK-YDS	FF	FR-YDS	INT-YDS	QBH	BRUP
2015	11/0	2	0	2	0.0-0	0.0-0	0	0-0	0-0	1	0
2016	1/0	0	1	1	0.0-0	0.0-0	0	0-0	0-0	0	0
2017	3/0	2	2	4	0.0-0	0.0-0	0	0-0	0-0	0	0
2018	3/2	3	6	9	3.5-21	3.0-20	2	0-0	0-0	1	1
<b>TOTAL</b>	<b>18/2</b>	<b>7</b>	<b>9</b>	<b>16</b>	<b>3.5-21</b>	<b>3.0-20</b>	<b>2</b>	<b>0-0</b>	<b>0-0</b>	<b>2</b>	<b>1</b>

### GAME-BY-GAME STATS

	GP/GS	UA	A	ToT	TFL-YDS	SCK-YDS	FF	FR-YDS	INT-YDS	QBH	BRUP
EASTERN ILLINOIS	1/0	1	1	2	1.0-7	1.0-7	1	0-0	0-0	0	0
at Colorado State	1/1	1	4	5	1.5-5	1.0-4	1	0-0	0-0	1	0
NORTH TEXAS	1/1	1	1	2	1.0-9	1.0-9	0	0-0	0-0	0	1
at Auburn											
vs. Texas A&M											
ALABAMA											
OLE MISS											
TULSA											
VANDERBILT											
LSU											
at Mississippi State											
at Missouri											
<b>TOTAL</b>	<b>3/2</b>	<b>3</b>	<b>6</b>	<b>9</b>	<b>3.5-21</b>	<b>3.0-20</b>	<b>2</b>	<b>0-0</b>	<b>0-0</b>	<b>1</b>	<b>1</b>

### SEASON HIGHS

Tackles	5 at Colorado State (9/8/18)
Tackles For Loss	1.5 at Colorado State (9/8/18)
Sacks	1.0 (3x) last vs. North Texas (9/15/18)
Interceptions	None
Interception Return Yards	None
QB Hurries	1 (2x) last at Colorado State (9/8/18)
Pass Breakups	1 vs. North Texas (9/15/18)
Forced Fumbles	1 (2x) last at Colorado State (9/8/18)
Fumble Recoveries	None

### CAREER HIGHS

Tackles	5 at Colorado State (9/8/18)
Tackles For Loss	1.5 at Colorado State (9/8/18)
Sacks	1.0 (3x) last vs. North Texas (9/15/18)
Interceptions	None
Interception Return Yards	None
QB Hurries	1 (2x) last at Colorado State (9/8/18)
Pass Breakups	1 vs. North Texas (9/15/18)
Forced Fumbles	1 (2x) last at Colorado State (9/8/18)
Fumble Recoveries	None



## DEVWAH WHALEY

21

Running Back | 5-11 | 209 | Junior  
Beaumont, Texas | Central HS

### QUICK HITS

- Set career highs in rushes (26) and rushing yards (165) against Colorado State (9/8/18).
- The 11th Arkansas running back to rush for 165+ yards since 2010, fourth on the road.
- Has scored a touchdown in eight of the last nine games.
- Finished as the team's second leading rusher with 559 yards and 7 TDs on 127 carries.
- Named a preseason Doak Walker Award watch list member.

### CAREER STATS

	RUSHING						RECEIVING					
	GP/GS	ATT	YDS	AVG	TD	LNG	REC	YDS	AVG	TD	LNG	
2016	13/0	110	602	5.4	3	75	6	139	23.2	0	43	
2017	12/11	127	559	4.4	7	33	8	56	7.0	1	20	
2018	3/3	45	210	4.7	2	18	2	12	6.0	0	8	
TOTAL	28/14	282	1,371	4.9	12	75	16	207	12.9	1	43	

### GAME-BY-GAME STATS

	RUSHING						RECEIVING					
	GP/GS	ATT	YDS	AVG	TD	LNG	REC	YDS	AVG	TD	LNG	
EASTERN ILLINOIS	1/1	10	29	2.8	1	8	0	0	0.0	0	0	
at Colorado State	1/1	26	165	6.3	1	18	0	0	0.0	0	0	
NORTH TEXAS	1/1	9	16	1.3	0	7	2	12	6.0	0	8	
at Auburn												
vs. Texas A&M												
ALABAMA												
OLE MISS												
TULSA												
VANDERBILT												
LSU												
at Mississippi State												
at Missouri												
TOTAL	3/3	45	210	4.7	2	18	2	12	6.0	0	8	

### SEASON HIGHS

Rushes	26 at Colorado State (9/8/18)
Rushing Yards	165 at Colorado State (9/8/18)
Rushing TDs	1 (2x) last at Colorado State (9/8/18)
Long Rush	18 at Colorado State (9/8/18)
100-Yard Games	1 at Colorado State (9/15/18)
Receptions	2 vs. North Texas (9/15/18)
Receiving Yards	12 vs. North Texas (9/15/18)
Receiving TDs	None
Long Reception	8 vs. North Texas (9/15/18)

### CAREER HIGHS

Rushes	26 at Colorado State (9/8/18)
Rushing Yards	165 at Colorado State (9/8/18)
Rushing TDs	1 (13x) last at Colorado State (9/8/18)
Long Rush	75 vs. Alcorn State (10/1/16)
100-Yard Games	4, last at Colorado State (9/8/18)
Receptions	2 (4x) last vs. North Texas (9/15/18)
Receiving Yards	69 vs. Florida (11/5/16)
Receiving TDs	1 at Ole Miss (10/28/17)
Long Reception	43 vs. Florida (11/5/16)



## MIKE WOODS

8

Wide Receiver | 6-1 | 190 | Freshman  
Magnolia, Texas | Magnolia HS

### QUICK HITS

- Led Arkansas with four catches for 61 yards against North Texas.
- Three of four catches against North Texas resulted in a first down.
- Three-star recruit by ESPN and 247Sports.
- Chose Arkansas over Vanderbilt, Washington State, Texas Tech and others.

### CAREER STATS

	GP/GS	RECEIVING				LNG	RUSHING				
		REC	YDS	AVG	TD		ATT	YDS	AVG	TD	LNG
2018	2/0	4	61	10.2	0	25	0	0	0.0	0	0
<b>TOTAL</b>	<b>2/0</b>	<b>4</b>	<b>61</b>	<b>10.2</b>	<b>0</b>	<b>25</b>	<b>0</b>	<b>0</b>	<b>0.0</b>	<b>0</b>	<b>0</b>

### GAME-BY-GAME STATS

	GP/GS	RECEIVING				LNG	RUSHING				
		REC	YDS	AVG	TD		ATT	YDS	AVG	TD	LNG
EASTERN ILLINOIS	-/-	-	-	-	-	-	-	-	-	-	-
at Colorado State	1/0	0	0	0	0	0	0	0	0	0	0
NORTH TEXAS	1/0	4	61	10.2	0	25	0	0	0.0	0	0
at Auburn											
vs. Texas A&M											
ALABAMA											
OLE MISS											
TULSA											
VANDERBILT											
LSU											
at Mississippi State											
at Missouri											
<b>TOTAL</b>	<b>2/0</b>	<b>6</b>	<b>61</b>	<b>10.2</b>	<b>0</b>	<b>25</b>	<b>0</b>	<b>0</b>	<b>0.0</b>	<b>0</b>	<b>0</b>

### SEASON HIGHS

Rushes	.....None
Rushing Yards	.....None
Rushing TDs	.....None
Long Rush	.....None
100-Yard Games	.....None
Receptions	.....6 vs. North Texas (9/15/18)
Receiving Yards	.....61 vs. North Texas (9/15/18)
Receiving TDs	.....None
Long Reception	.....25 vs. North Texas (9/15/18)

### CAREER HIGHS

Rushes	.....None
Rushing Yards	.....None
Rushing TDs	.....None
Long Rush	.....None
100-Yard Games	.....None
Receptions	.....6 vs. North Texas (9/15/18)
Receiving Yards	.....61 vs. North Texas (9/15/18)
Receiving TDs	.....None
Long Reception	.....25 vs. North Texas (9/15/18)



## MALEEK WILLIAMS

23

Running Back | 5-11 | 223 | Freshman  
Punta Gorda, Fla. | Charlotte HS

### QUICK HITS

- 68-yard touchdown against North Texas (9/15/18) is Arkansas' longest play of the season.
- Made debut against EIU (9/1/18), rushing for 17 yards on three attempts.
- Redshirted his first year on campus.
- A four star prospect that chose Arkansas over Tennessee, Oregon and others.

### CAREER STATS

	GP/GS	RUSHING					RECEIVING				
		ATT	YDS	AVG	TD	LNG	REC	YDS	AVG	TD	LNG
2018	2/0	8	91	11.4	1	68	0	0	0.0	0	0
<b>TOTAL</b>	<b>2/0</b>	<b>8</b>	<b>91</b>	<b>11.4</b>	<b>1</b>	<b>68</b>	<b>0</b>	<b>0</b>	<b>0.0</b>	<b>0</b>	<b>0</b>

### GAME-BY-GAME STATS

	GP/GS	RUSHING					RECEIVING				
		ATT	YDS	AVG	TD	LNG	REC	YDS	AVG	TD	LNG
EASTERN ILLINOIS	1/0	3	17	5.7	0	7	0	0	0.0	0	0
at Colorado State	-/-	-	-	-	-	-	-	-	-	-	-
NORTH TEXAS	1/0	5	74	14.8	1	68	0	0	0.0	0	0
at Auburn											
vs. Texas A&M											
ALABAMA											
OLE MISS											
TULSA											
VANDERBILT											
LSU											
at Mississippi State											
at Missouri											
<b>TOTAL</b>	<b>2/0</b>	<b>8</b>	<b>91</b>	<b>11.4</b>	<b>1</b>	<b>68</b>	<b>0</b>	<b>0</b>	<b>0.0</b>	<b>0</b>	<b>0</b>

### SEASON HIGHS

Rushes	.....5 vs. North Texas (9/15/18)
Rushing Yards	.....74 vs. North Texas (9/15/18)
Rushing TDs	.....1 vs. North Texas (9/15/18)
Long Rush	.....68 vs. North Texas (9/15/18)
100-Yard Games	.....None
Receptions	.....None
Receiving Yards	.....None
Receiving TDs	.....None
Long Reception	.....None

### CAREER HIGHS

Rushes	.....5 vs. North Texas (9/15/18)
Rushing Yards	.....74 vs. North Texas (9/15/18)
Rushing TDs	.....1 vs. North Texas (9/15/18)
Long Rush	.....68 vs. North Texas (9/15/18)
100-Yard Games	.....None
Receptions	.....None
Receiving Yards	.....None
Receiving TDs	.....None
Long Reception	.....None

# GAME 1 ||| EASTERN ILLINOIS

**EASTERN ILLINOIS** (0-1).....20  
**ARKANSAS** (1-0) .....55

September 1, 2018 | Fayetteville, Ark.  
 Donald W. Reynolds Razorback Stadium | Time: 3 p.m. | Attendance: 63,342  
 TV: SEC Network > Dave Neal (PBP), DJ Shockley (Analyst) & Dawn Davenport (Sideline)

## SCORING SUMMARY

	1st	2nd	3rd	4th	Final
Eastern Illinois	0	6	7	7	20
Arkansas	10	28	10	7	55

Qtr.	Team	Scoring Play
1st	AR	C. Limpert 35 yd field goal, 6-18 1:41
	AR	B. Guidry 1 yd fumble recovery (C. Limpert kick)
2nd	AR	D. Whaley 1 yd run (C. Limpert kick), 11-80 3:53
	AR	L. Pettway 14 yd pass from T. Storey (C. Limpert kick), 3-27 0:50
	EIU	A. Hollins 43 yd pass from H. Woodberry (N. Bruno kick blocked), 2-47 0:36
	AR	L. Pettway 48 yd pass from Ty Storey (C. Limpert kick), 4-79 1:02
	AR	J. Jones 57 yd pass from T. Storey (C. Limpert kick), 1-57 0:07
3rd	AR	T. Storey 2 yd run (C. Limpert kick), 2-5 0:37, EIU 6 - AR 45
	EIU	A. Hollins 15 yd pass from H. Woodberry (N. Bruno kick), 14-85 5:03
	AR	C. Limpert 23 yd field goal, 10-59 5:11
4th	EIU	A. Hollins 16 yd pass from J. Brantley (N. Bruno kick), 4-37 2:02
	AR	A. Cantrell 42 yd pass from C. Kelley (C. Limpert kick), 8-72 4:03

## TEAM STATS

	EASTERN ILLINOIS	ARKANSAS
FIRST DOWNS	21	18
RUSHES-YARDS (NET)	41-127	37-80
PASSING YDS (NET)	230	353
Passes Att-Comp-Int	40-27-0	29-21-0
TOTAL OFFENSE PLAYS-YARDS	81-357	66-433
Fumble Returns-Yards	0-0	2-61
Punt Returns-Yards	1-3	0-0
Kickoff Returns-Yards	5-99	4-102
Interception Returns-Yards	0-0	0-0
Punts (Number-Avg)	4-40.8	5-29.4
Fumbles-Lost	6-5	0-0
Penalties-Yards	6-30	4-40
Possession Time	30:50	29:10
Third-Down Conversions	6 of 18	7 of 15
Fourth-Down Conversions	3 of 4	0 of 0
Red-Zone Scores-Chances	2-3	5-5
Sacks By: Number-Yards	1-4	2-15

## EASTERN ILLINOIS

RUSHING	Att.	Gain	Lost	Net	TD	Long	Avg.
Jamal Scott	12	82	0	82	0	29	6.8
Isaiah Johnson	7	30	1	29	0	8	4.1
John Brantley	12	30	17	13	0	12	1.1
Robert Columbus	6	13	5	8	0	5	1.3
D. McCullough	2	6	0	6	0	5	3.0
TEAM	1	0	4	-4	0	0	-4.0
Harry Woodberry	1	0	7	-7	0	0	-7.0

PASSING	Comp.	Att.	Yds	TD	Int	Long	Sack
John Brantley	18	25	134	1	0	16	1
Harry Woodberry	9	15	96	2	0	43	1

RECEIVING	No.	Yds	TD	Long
A. Hollins	9	127	3	43
Aaron Gooch	6	43	0	12
Isaiah Johnson	3	13	0	12
Matt Reyna	2	12	0	9
James Sheehan	2	9	0	5
Teriq Phillips	2	7	0	4
Nick Atoyebi	1	11	0	11
Robert Columbus	1	5	0	5
Xander Richards	1	3	0	3

PUNTING	No.	Yds	Avg.	Long	I20	TB
Nick Bruno	4	163	40.8	46	2	0

FIELD GOALS	Made	Att.	Long	Kicks
Matt Servino	0	2	--	x47, x29

## ARKANSAS

RUSHING	Att.	Gain	Lost	Net	TD	Long	Avg.
Devwah Whaley	10	29	1	28	1	8	2.8
Maleek Williams	3	17	0	17	0	7	5.7
Ty Storey	3	15	0	15	1	10	5.0
TJ Hammonds	3	14	0	14	0	10	4.7
Rakeem Boyd	6	15	3	12	0	7	2.0
Cole Kelley	3	4	0	4	0	2	1.3
Chase Hayden	4	6	3	3	0	3	0.8
Daulton Hyatt	2	0	6	-6	0	0	-3.0
TEAM	3	0	7	-7	0	0	-2.3

PASSING	Comp.	Att.	Yds	TD	Int	Long	Sack
Ty Storey	12	17	261	3	0	57	0
Cole Kelley	9	12	92	1	0	42	0
Daulton Hyatt	0	0	0	0	0	0	1

RECEIVING	No.	Yds	TD	Long
Jordan Jones	5	132	1	57
LaMichael Pettway	5	93	2	48
Chase Harrell	4	60	0	36
Austin Cantrell	2	53	1	42
Rakeem Boyd	1	8	0	8
TJ Hammonds	1	3	0	3
Chase Hayden	1	2	0	2
Jeremy Patton	1	2	0	2
Deon Stewart	1	0	0	0

PUNTING	No.	Yds	Avg.	Long	I20	TB
Blake Johnson	4	122	30.5	44	2	0
Reid Bauer	1	25	25.0	25	0	0

FIELD GOALS	Made	Att.	Long	Kicks
Connor Limpert	2	2	35	35, 23



**QB Ty Storey** came off the bench to spark the offense in a 28-point second quarter against Eastern Illinois. Storey finished the day 12-for-17 for 261 yards and account for four touchdowns (3 passing, 1 running).



# GAME 2 ||| at COLORADO STATE

ARKANSAS (1-1) ..... 27  
 COLORADO STATE (1-2) ..... 34

September 8, 2018 | Fort Collins, Colo.  
 Canvas Stadium | Time: 6:30 p.m. CT | Attendance: 31,894  
 TV: CBS Sports Network > Carter Blackburn (PBP), Aaron Taylor (Analyst) & John Schriffen (Sideline)

## SCORING SUMMARY

	1st	2nd	3rd	4th	Final
Arkansas	7	6	14	0	27
Colorado State	3	6	8	17	34

Qtr.	Team	Scoring Play
1st	CSU	Bryan, W. 55 yd field goal, 4-6 1:31
	AR	D. Whaley 3 yd run (C. Limpert kick), 14-73 6:06
2nd	AR	C. Limpert 28 yd field goal, 10-70 4:04
	AR	C. Limpert 31 yd field goal, 8-65 2:40
	CSU	Bryan, W. 46 yd field goal, 10-47 3:28
	CSU	Bryan, W. 44 yd field goal, 5-18 0:25
3rd	AR	L Pettway 25 yd pass from C. Kelley (C. Limpert kick), 9-91 3:51
	AR	TJ Hammonds 64 yd pass from C. Kelley (C. Limpert kick), 1-64 0:11
	CSU	Williams, P. 4 yd pass from Carta-Samuels (Butler, C. pass from Carta-Samuels), 7-70 2:41
4th	CSU	Williams, P. 10 yd pass from Carta-Samuels (Bryan, W. kick), 9-96 3:29
	CSU	Bryan, W. 22 yd field goal, 11-60 4:03
	CSU	Matthews, I. 1 yd run (BRYAN, W. kick), 6-59 2:30

## TEAM STATS

	ARKANSAS	COLORADO ST.
FIRST DOWNS	24	21
RUSHES-YARDS (NET)	53-299	23-40
PASSING YDS (NET)	138	389
Passes Att-Comp-Int	22-11-2	50-32-1
TOTAL OFFENSE PLAYS-YARDS	75-437	73-429
Fumble Returns-Yards	0-0	0-0
Punt Returns-Yards	1-45	4-0
Kickoff Returns-Yards	2-23	4-69
Interception Returns-Yards	1-0	2-4
Punts (Number-Avg)	5-38.2	5-56.8
Fumbles-Lost	0-0	3-1
Penalties-Yards	6-60	6-54
Possession Time	32:27	27:33
Third-Down Conversions	5 of 15	6 of 15
Fourth-Down Conversions	0 of 0	0 of 0
Red-Zone Scores-Chances	3-3	4-4
Sacks By: Number-Yards	1-4	1-12

## ARKANSAS

RUSHING	Att.	Gain	Lost	Net	TD	Long	Avg.
Devwah Whaley	26	165	0	165	1	18	6.3
Rakeem Boyd	7	67	0	67	0	36	9.6
Chase Hayden	11	55	0	55	0	18	5.0
Ty Storey	2	17	6	11	0	17	5.5
TJ Hammonds	3	8	0	8	0	6	2.7
Team	1	0	1	-1	0	0	-1.0
Cole Kelley	3	6	12	-6	0	3	-2.0

PASSING	Comp.	Att.	Yds	TD	Int	Long	Sack
Ty Storey	5	13	36	0	2	19	0
Cole Kelley	6	9	102	2	0	64	1

RECEIVING	No.	Yds	TD	Long
LaMichael Pettway	2	31	1	25
Jeremy Patton	2	26	0	19
De'Vion Warren	2	-3	0	0
TJ Hammonds	1	64	1	64
Deon Stewart	1	10	0	10
Austin Cantrell	1	10	0	10
Jordan Jones	1	2	0	2
Jonathan Nance	1	-2	0	0

PUNTING	No.	Yds	Avg.	Long	I20	TB
Reid Bauer	5	191	38.2	42	2	0

FIELD GOALS	Made	Att.	Long	Kicks
Connor Limpert	2	2	31	28, 31, x48

## COLORADO STATE

RUSHING	Att.	Gain	Lost	Net	TD	Long	Avg.
Matthews, I.	9	41	14	27	1	14	3.0
Kinsey Jr., M.	5	10	0	10	0	4	2.0
Carta-Samuels	5	10	7	3	0	8	0.6
Boddie, R.	3	3	0	3	0	2	1.0
McElroy, M.	1	0	3	-3	0	0	-3.0

PASSING	Comp.	Att.	Yds	TD	Int	Long	Sack
Carta-Samuels	32	47	389	2	1	54	1
Hill, C.	0	3	0	0	0	0	0

RECEIVING	No.	Yds	TD	Long
Williams, P.	12	154	2	31
Johnson, O.	5	47	0	18
Butler, C.	4	107	0	54
Kinsey Jr., M.	4	34	0	20
Fulton, B.	2	30	0	20
Wise, D.	2	0	0	2
Hammer, G.	1	9	0	9
Matthews, I.	1	4	0	4
Prentice, A.	1	4	0	4

PUNTING	No.	Yds	Avg.	Long	I20	TB
Stonehouse, R.	5	284	56.8	70	1	1

FIELD GOALS	Made	Att.	Long	Kicks
Bryan, W.	4	4	55	55, 46, 44, 22



**RB Devwah Whaley** ran for a career-best 165 yards on 26 carries at Colorado State, leading the Razorbacks' ground game that racked up 299 yards.



# GAME 3 ||| NORTH TEXAS

**NORTH TEXAS** (3-0).....44  
**ARKANSAS** (1-2).....17

September 15, 2018 | Fayetteville, Ark.  
 Donald W. Reynolds Razorback Stadium | Time: 3 p.m. | Attendance: 62,355  
 TV: SEC Network > Dave LaMont (PBP), Ray Bentley (Analyst) & Tera Talmadge (Sideline)

## SCORING SUMMARY

	1st	2nd	3rd	4th	Final
North Texas	17	17	3	7	44
Arkansas	0	10	0	7	17

Qtr.	Team	Scoring Play
1st	UNT	M. Fine 2 yd run (C. Hedlund kick), 7-44 1:43
	UNT	K. Brewer 90 yd punt return (C. Hedlund kick)
	UNT	C. Hedlund 24 yd field goal, 4-1 0:55
2nd	AR	C. Kelley 5 yd run (C. Limpert kick), 7-61 1:36
	AR	C. Limpert 54 yd field goal, 10-49 2:55, UNT 17 - AR 10
	UNT	L. Easley 3 yd run (C. Hedlund kick), 2-34 0:30, UNT 24 - AR 10
	UNT	R. Bussey 7 yd pass from M. Fine (C. Hedlund kick), 8-80 2:46
	UNT	C. Hedlund 26 yd field goal, 7-40 1:26
3rd	UNT	C. Hedlund 20 yd field goal, 14-79 5:34
4th	UNT	K. Hall 24 yd interception return (C. Hedlund kick)
	AR	M. Williams 68 yd run (C. Limpert kick), 1-68 0:12

## TEAM STATS

	NORTH TEXAS	ARKANSAS
FIRST DOWNS	18	21
RUSHES-YARDS (NET)	29-102	32-134
PASSING YDS (NET)	281	210
Passes Att-Comp-Int	46-24-0	45-20-6
TOTAL OFFENSE PLAYS-YARDS	75-383	77-344
Fumble Returns-Yards	0-0	0-0
Punt Returns-Yards	1-90	1-1
Kickoff Returns-Yards	1-17	5-94
Interception Returns-Yards	6-65	0-0
Punts (Number-Avg)	9-42.4	9-34.2
Fumbles-Lost	2-1	0-0
Penalties-Yards	9-102	10-70
Possession Time	30:04	29:56
Third-Down Conversions	4 of 17	4 of 16
Fourth-Down Conversions	0 of 1	0 of 0
Red-Zone Scores-Chances	6-7	1-2
Sacks By: Number-Yards	5-27	2-17

## NORTH TEXAS

RUSHING	Att.	Gain	Lost	Net	TD	Long	Avg.
Loren Easley	13	77	2	75	1	24	5.8
Deandre Torrey	4	13	0	13	0	5	3.2
Quinn Shanbour	5	21	10	11	0	12	2.2
Mason Fine	5	16	9	7	1	6	1.4
Team	1	0	2	-2	0	0	-2.0
Anthony Wyche	1	0	2	-2	0	0	-2.0

PASSING	Comp.	Att.	Yds	TD	Int	Long	Sack
Mason Fine	24	45	281	1	0	37	1
Quinn Shanbour	0	1	0	0	0	0	1

RECEIVING	No.	Yds	TD	Long
Jaelon Darden	5	87	0	37
Kelvin Smith	5	60	0	37
Rico Bussey	5	27	1	10
Deandre Torrey	3	24	0	27
M. Lawrence	3	24	0	12
Jalen Guyton	2	42	0	31
Loren Easley	1	17	0	17

PUNTING	No.	Yds	Avg.	Long	I20	TB
A. Kenworthy	9	382	42.4	48	5	2

FIELD GOALS	Made	Att.	Long	Kicks
Cole Hedlund	3	3	26	24, 26, 20

## ARKANSAS

RUSHING	Att.	Gain	Lost	Net	TD	Long	Avg.
Maleek Williams	5	74	0	74	1	68	14.8
Chase Hayden	5	29	0	29	0	14	5.8
JS Jones	1	15	0	15	0	15	15.0
Cole Kelley	4	14	0	14	1	5	3.5
Devwah Whaley	9	16	4	12	0	7	1.3
TJ Hammonds	1	0	0	0	0	0	0.0
Connor Noland	7	17	27	-10	0	13	-1.43

PASSING	Comp.	Att.	Yds	TD	Int	Long	Sack
Cole Kelley	16	35	185	0	4	25	0
Connor Noland	4	7	25	0	1	11	5
JS Jones	0	3	0	0	1	0	0

RECEIVING	No.	Yds	TD	Long
Mike Woods	4	61	0	25
LaMichael Pettway	4	49	0	16
Jared Cornelius	2	27	0	14
TJ Hammonds	2	17	0	11
Deon Stewart	2	12	0	8
Jordan Jones	1	13	0	13
Grayson Gunter	1	11	0	11
Jeremy Patton	1	11	0	11
Devwah Whaley	1	6	0	6
Chase Hayden	1	3	0	3
Rakeem Boyd	1	0	0	0

PUNTING	No.	Yds	Avg.	Long	I20	TB
M. Phillips	1	34	34.0	34	0	0
Blake Johnson	3	91	30.3	33	0	0
Reid Bauer	5	183	36.6	41	1	0

FIELD GOALS	Made	Att.	Long	Kicks
Connor Limpert	1	2	54	54, x38



**LB De'Jon Harris** led the Razorbacks with 12 tackles to register his second 10+ tackle effort in the team's first three games. Harris made seven solo stops and broke up two passes against North Texas.

## WEEKLY MEDIA SCHEDULE: AUBURN WEEK

17 MON	18 TUES	19 WED	20 THURS	21 FRI	22 SAT	23 SUN
<b>Press Conference</b> Noon - Coach Morris 12:30 - Coach Chavis 12:40 - Coach Craddock	<b>Post Practice Media</b> <b>6:45 p.m.</b> Student-athletes	<b>SEC Teleconference</b> 10 a.m. - 12:10 p.m. 11 a.m. - Coach Morris  <b>Pre Practice Media</b> <b>4:30 p.m.</b> Coach Morris  <b>On the Air with</b> <b>Chad Morris - 7 p.m.</b>	No media availability	No media availability	<b>Game 4</b> at Auburn Kickoff - 6:30 p.m. TV - SEC Network  <b>Post Game</b> Coach Morris & student-athletes	No media availability

### ARKANSAS COMMUNICATIONS



#### KYLE PARKINSON

Associate AD/Communications

Cell ..... 479.387.4753

Email..... kparkin@uark.edu

Twitter ..... @TheOtherKP

Office: 479-575-2751

Fax: 479-575-7481

Fayetteville Press Box: (479) 575-6622

Little Rock Press Box: (501) 663-0514

#### GAME CREDENTIAL REQUESTS

All requests for media and/or photo credentials must be made online at [www.SportsSystems.com/Arkansas](http://www.SportsSystems.com/Arkansas). Requests should be made at least two weeks in advance.

Credentials will not be mailed. They may be picked up beginning three hours prior to kickoff at the media will call station at the base of the elevator at both Donald W. Reynolds Razorback Stadium in Fayetteville and War Memorial Stadium in Little Rock. Photo identification is required when picking up credentials.

#### ARKANSAS FTP SITE

An FTP site is available for members of the media. For more information concerning the FTP site, contact Michelle Glover (mglover@uark.edu).

#### CollegePressBox.com

CollegePressBox.com is the official media website for SEC football. Access and download weekly game notes, quotes, statistics, media guides, headshots, logos, flip cards and more for each of the SEC's members. Login information will be distributed to accredited media or you can apply for a password by sending an email to [password@collegepressbox.com](mailto:password@collegepressbox.com).

### SEC WEEKLY TELECONFERENCE

Head coach Chad Morris will participate each week in the SEC teleconference of football coaches. The teleconferences will be conducted each Wednesday from Aug. 29 to Nov. 21 from 10 a.m. CT to 12:10 p.m. CT. For more information and the teleconference number, contact the SEC Media Relations Office at (205) 458-3000.

10:00 a.m. ....	Ed Orgeron, LSU
10:10 a.m. ....	Kirby Smart, Georgia
10:20 a.m. ....	Dan Mullen, Florida
10:30 a.m. ....	Derek Mason, Vanderbilt
10:40 a.m. ....	Nick Saban, Alabama
10:50 a.m. ....	Jeremy Pruitt, Tennessee
<b>11:00 a.m. ....</b>	<b>Chad Morris, Arkansas</b>
11:10 a.m. ....	Barry Odom, Missouri
11:20 a.m. ....	Matt Luke, Ole Miss
11:30 a.m. ....	Jimbo Fisher, Texas A&M
11:40 a.m. ....	Mark Stoops, Kentucky
11:50 a.m. ....	Joe Moorehead, Mississippi State
12:00 p.m. ....	Will Muschamp, South Carolina
12:10 p.m. ....	Gus Malzahn, Auburn

### ON THE AIR WITH CHAD MORRIS

"On the Air with Chad Morris," Coach Morris' weekly radio show presented by Lindsey and Westrock Coffee Company airs on Wednesday nights starting at 7 p.m. For the 10th straight year, the one-hour radio show will be broadcast live from the Catfish Hole. The show will be carried throughout the state of Arkansas on the Razorback Sports Network and locally in Fayetteville on 105.3 FM, 99.5, 92.1 FM and 1290 AM.

### RAZORBACK FOOTBALL WITH CHAD MORRIS

"Razorback Football with Chad Morris" is the official television coach's show of Razorback football. The one-hour show will air statewide and throughout the region on numerous television affiliates. A total of 12 shows will air throughout the season on the following stations: KATV (Sunday's at 10:30 p.m.), KFSM (Sunday at 10:30 p.m.) and KNXW (Sunday at 9:30 p.m.). The show will also be available regionally on Cox Sports Television on Wednesdays at 6 p.m. and Fox Sports Southwest on Tuesdays at 4 p.m.

### RADIO AFFILIATES

Batesville.....	KWOZ-FM 103.3
Berryville.....	KTHS-AM 1480
Blytheville.....	KHLS-FM 96.3
Camden.....	KCXY-FM 95.3
Crossett.....	KAGH-AM 800
Crossett.....	KAGH-FM 104.9
De Queen.....	KDON-FM 92.1
DeWitt.....	KDEW-FM 97.3
El Dorado.....	KMRX-FM 96.1
Fayetteville.....	KAKS-FM 99.5
Fayetteville.....	KUOA-AM 1290
Fayetteville.....	KQSM-FM 92.1
Forrest City.....	KBFC-FM 93.5
Fort Smith.....	KERX-FM 95.3
Glenwood.....	KHGZ-AM 670
Glenwood.....	KHGZ-FM 98.9
Hatfield.....	KENA-FM 104.1
Herber Springs.....	KAWW-AM 1370
Helena.....	KFFA-FM 103.1
Horshoe Bend.....	KKIK-FM 106.5
Jonesboro.....	KEGI-FM 100.5
Little Rock.....	KABZ-FM 103.7
Magnolia.....	KZHE-FM 100.5
Marshall.....	KBCN-FM 104.3
Mena.....	KTTG-FM 96.3
Monett (Mo.).....	KKBL-FM 95.9
Monticello.....	KGPO-FM 99.9
Morrilton.....	KVOM-FM 101.7
Mountain Home.....	KOMT-FM 107.5
Ozark.....	KDYN-AM 1540
Ozark.....	KDYN-FM 96.7
Russellville.....	KCAB-AM 980
Russellville.....	KCJC-FM 102.3
Ruston (La.).....	KRLQ-FM 94.1
Searcy.....	KSMD-FM 99.1
Stuttgart.....	KWAK-FM 105.5
Texarkana (Texas).....	KKTK-AM 1400
Wynne.....	KWYN-FM 92.5
Wynne.....	KWYN-AM 1400