

# ARKANSAS RAZORBACKS

Saturday, October 27, 2018 • 11 a.m. • Donald W. Reynolds Razorback Stadium (76,000) • Fayetteville, Ark.

## BROADCAST INFORMATION

### SEC Network

Dave Neal, Play-By-Play  
D.J. Shockley, Analyst  
Dawn Davenport, Reporter

### RAZORBACK/IMG SPORTS NETWORK

Chuck Barrett, Play-By-Play  
Quinn Grove, Analyst  
Geno Bell, Reporter

### SIRIUS/XM RADIO

Sirius Channel 105  
XM Channel 190

## COACHING STAFF

### ON THE FIELD (Year at Arkansas)

Chad Morris - Head Coach (1st)  
Steve Caldwell - Defensive Line (1st)  
Ron Cooper - Secondary (1st)  
Dustin Fry - Offensive Line (1st)  
Jeff Traylor - Associate Head Coach/Running Backs (1st)  
Justin Stepp - Wide Receivers (1st)

### IN THE BOOTH

John Chavis - Defensive Coordinator/Linebackers (1st)  
Joe Craddock - Offensive Coordinator/Quarterbacks (1st)  
Barry Lunney Jr. - Tight Ends (6th)  
John Scott Jr. - Defensive Line (2nd)  
Mark Smith - Secondary (1st)

## FOUR DOWNS

2.0

>>>>>>

McTelvin Agim was an unstoppable force against Tulsa, totaling 2.0 sacks in the game, the first by a Razorback since 2015.

99

>>>>>>

Rakeem Boyd totaled 99 rushing yards vs. Tulsa, making it three-straight games with 75+ yards on the ground.

82

>>>>>>

De'Jon Harris ranks second in the SEC in total tackles with 82 after adding five against the Golden Hurricane last week.

10

>>>>>>

Connor Limpert connected on three field goals vs. Tulsa, giving him 10 consecutive FGs made over the last five games.

## THE MATCHUP



at



### VANDERBILT COMMODORES (3-5, 0-4 SEC)

AP/Coaches Rank: NR/NR

Head Coach: Derek Mason (Northern Arizona, 1993)

Career Record: 21-36 (5th season)

Record at Vanderbilt: Same

### ARKANSAS RAZORBACKS (2-6, 0-4 SEC)

AP/Coaches Rank: NR/NR

Head Coach: Chad Morris (Texas A&M, 1992)

Career Record: 16-28 (4th season)

Record at Arkansas: 2-6 (1st season)

## THE RUNDOWN

• Arkansas hosts Vanderbilt on Saturday, Oct. 27, at Donald W. Reynolds Razorback Stadium in Fayetteville for the first time since 2010.

• The Razorbacks lead the all-time series with the Commodores 7-2 dating back to 1949. Arkansas has won the last three meetings with Vanderbilt, with two of those games decided by three or fewer points.

• Saturday will be just the third game in Fayetteville in the series. Arkansas is 1-1 against Vanderbilt at Razorback Stadium, claiming the 2010 contest, 49-14, while dropping the 2005 matchup, 28-24.

• The Razorbacks posted four goose eggs against Tulsa last week en route to a 23-0 shutout of the Golden Hurricane. It was the first time Arkansas has blanked its opponent since a 30-0 victory over Ole Miss on Nov. 22, 2014.

• Freshman quarterback Connor Noland connected with sophomore tight end Grayson Gunter for their first career touchdowns on a seven-yard play in the second quarter against Tulsa.


• Arkansas linebackers De'Jon Harris and Dre Greenlaw combined for 14 tackles in the game vs. Tulsa. The Harris and Greenlaw duo has combined to lead the team in tackles in 16 of the last 20 games.

• Harris ranks second in the SEC in tackles and ranks 26th nationally with his 82 stops, while Santos Ramirez is fifth in the league with 63 and Greenlaw's 58 tackles in six games is the seventh-best mark in the SEC. Greenlaw also leads all active players in the league with 298 tackles.

• The Razorbacks are averaging 31.5 points and 375.3 yards per game in the team's three games at Donald W. Reynolds Razorback Stadium this season.

## RETURNING TEAM LEADERS

### PASSING



### TY STOREY

81/142 (57.0%)  
983 YARDS  
7 TD/5 INT

### RUSHING



### RAKEEM BOYD

75 ATTEMPTS  
502 YARDS  
1 TD

### RECEIVING



### La'MICHAEL PETTWAY

19 RECEPTIONS  
303 YARDS  
4 TD

### TACKLES



### DE'JON HARRIS

82 TACKLES  
6.0 TFL  
5 PBU

## 2018 SCHEDULE & RESULTS



**EASTERN ILLINOIS**  
Sept. 1  
Fayetteville, Ark.  
SEC Network  
W 55-20



**COLORADO STATE**  
Sept. 8  
Ft. Collins, Colo.  
CBSSN  
L 34-27



**NORTH TEXAS**  
Sept. 15  
Fayetteville, Ark.  
SEC Network-Alt  
L 44-17



**at AUBURN**  
Sept. 22  
Auburn, Ala.  
SEC Network  
L 34-3



**vs. TEXAS A&M**  
Sept. 29  
Arlington, Texas  
ESPN  
L 24-17



**ALABAMA**  
Oct. 6  
Fayetteville, Ark.  
ESPN  
L 65-31



**OLE MISS**  
Oct. 13  
Little Rock, Ark.  
SECN  
L 37-33



**TULSA**  
Oct. 20  
Fayetteville, Ark.  
SECN  
W 23-0



**VANDERBILT**  
Oct. 27  
Fayetteville, Ark.  
SECN  
11 a.m.



**LSU**  
Nov. 10  
Fayetteville, Ark.



**at MISS. STATE**  
Nov. 17  
Starkville, Miss.



**at MISSOURI**  
Nov. 23  
Columbia, Mo.  
CBS  
1:30 p.m.

## THE GAME: VANDERBILT at ARKANSAS

### SERIES HISTORY

Arkansas leads 7-2-0

Date	UA/Opp Rank	Site	Result
Oct. 22, 1949		Nashville, Tenn.	W, 7-6
Oct. 28, 1950		Little Rock, Ark.	L, 13-14
Sept. 16, 1978	2/NR	Little Rock, Ark.	W, 48-17
Oct. 1, 1994		Little Rock, Ark.	W, 42-6
Sept. 30, 1995	23/NR	Nashville, Tenn.	W, 35-7
Sept. 10, 2005		Fayetteville, Ark.	L, 24-28
Sept. 16, 2006		Nashville, Tenn.	W, 21-19
Oct. 30, 2010	19/NR	Fayetteville, Ark.	W, 49-14
Oct. 29, 2011	8/NR	Nashville, Tenn.	W, 31-28

### INSIDE THE VANDERBILT SERIES

**All-Time Record:** Arkansas leads 7-2-0

**In Fayetteville:** Tied 1-1-0

**In Nashville:** Arkansas leads 4-0-0

**In Little Rock:** Arkansas leads 2-1-0

**Most points scored by Arkansas:** 49 (2010)

**Most points scored by Vanderbilt:** 28 (2011)

**Largest margin of victory by Arkansas:** 36 (1994)

**Largest margin of victory by Vanderbilt:** 4 (2005)

### 100-YARD RUSHING GAMES (4)

Player	Date	Rushes	Yards	TDs
De'Arrius Howard	9/10/05	21	139	1
Madre Hill	9/30/95	29	200	2
Ben Cowins	9/16/78	15	144	0
Geno Mazzanti	10/22/49	16	140	0

### 300-YARD PASSING GAMES (2)

Player	Date	C-A	Yards	TDs
Tyler Wilson	10/29/11	27-43	316	1
Ryan Mallett	10/30/10	27-44	409	3

### 100-YARD RECEIVING GAMES (2)

Player	Date	Rec.	Yards	TDs
Jarius Wright	10/29/11	10	135	1
Marcus Monk	9/16/06	5	124	1

### TOTALS

**100-Yard Rushing Games (Players):** 4 (4)

**300-Yard Passing Games (Players):** 2 (2)

**100-Yard Receiving Games (Players):** 2 (2)

### RYAN MALLET

Junior quarterback Ryan Mallett set a then-school record in passing yards against Vanderbilt in 2010 with 409 yards on 27-of-44 passing. It now stands as the fifth-most passing yards in school history.



### STATISTICAL BREAKDOWN: VANDERBILT at ARKANSAS

Arkansas	Rank: SEC (FBS)	Category	Vanderbilt	Rank: SEC (FBS)
25.8	12 (89)	Scoring Offense	23.1	14 (112)
32.3	13 (101)	Scoring Defense	24.4	9 (54)
369.9	11 (93)	Total Offense	376.5	10 (87)
409.3	12 (88)	Total Defense	408.1	11 (87)
172.1	11 (67)	Rushing Offense	141.1	13 (98)
141.5	9 (47)	Rushing Defense	195.4	13 (102)
197.8	11 (101)	Passing Offense	235.4	7 (65)
267.8	12 (110)	Pass Defense	212.8	8 (47)
21.35	7 (56)	Kickoff Return Avg.	19.33	9 (86)
17.60	1 (9)	Punt Return Avg.	10.55	6 (46)
31:20	3 (42)	Time of Possession	29:45	10 (70)
32.4%	14 (118)	3rd Down Conv. Pct.	33.7%	13 (113)
33.0%	8 (31)	Opp. 3rd-D Conv. Pct.	47.4%	14 (119)
32.38	14 (125)	Net Punting	37.79	9 (60)
-0.50	12 (100)	Turnover Margin	0.25	7 (52)
8	3 (13)	Fumbles Recovered	9	2 (5)
4	4 (41)	Fumbles Lost	7	12 (105)
5	7 (72)	Passes Intercepted	5	7 (72)
13	5 (31)	Turnovers Gained	14	4 (23)
17	14 (121)	Turnovers Lost	12	10 (85)
118.98	12 (102)	Passing Efficiency	133.51	9 (72)
142.19	11 (95)	Pass Efficiency Defense	139.94	10 (90)
44	3 (52)	Fewest Penalties	43	2 (48)
413	5 (65)	Fewest Yards Penalized	311	1 (21)
2.5	6 (46)	Sacks	1.75	10 (92)
2.0	9 (56)	Sacks Allowed	1.38	4 (26)
6.4	7 (53)	Tackles for Losses	4.9	13 (112)
7.13	13 (103)	Tackles for Loss Allowed	5.63	9 (55)
155	10 (60)	First Downs	159	8 (54)
168	12 (109)	First Downs Allowed	183	13 (117)
88.9%	5 (29)	Red Zone Offense	65.5%	14 (129)
78.9%	8 (46)	Red Zone Defense	80.6%	10 (51)

### INDIVIDUAL STATS

ARKANSAS					VANDERBILT				
Rushing					Rushing				
Rakeem Boyd	Att.	Yds.	Avg.	TD	Ke'Shawn Vaughn	Att.	Yds.	Avg.	TD
Devwah Whaley	75	502	6.7	1	Jamauri Wakefield	72	495	6.9	5
Chase Hayden	65	298	4.6	2	Khari Blasingame	69	311	4.5	2
	50	182	3.6	0		55	257	4.7	1
Passing					Passing				
Ty Storey	Comp.	Att.	Yds.	TD/Int.	Kyle Shurmur	Comp.	Att.	Yds.	TD/Int.
Cole Kelley	81	142	983	7/5	Mo Hasan	146	246	1845	12/5
Connor Noland	34	63	448	5/5		4	6	38	0/0
	14	23	149	1/2					
Receiving					Receiving				
LaMichael Pettway	Rec.	Yds.	Avg.	TD	Kalija Lipscomb	Rec.	Yds.	Avg.	TD
Rakeem Boyd	19	303	15.9	4	Jared Pinkney	54	588	10.9	6
Cheyenne O'Grady	18	154	8.6	0	C.J. Bolar	25	392	15.7	3
Jordan Jones	15	201	13.4	3	Khari Blasingame	19	273	14.4	1
	13	183	14.1	1		11	107	9.7	0
Punting					Punting				
Reid Bauer	No.	Yds.	Avg.	Long	Parker Thome	No.	Yds.	Avg.	Long
	35	1341	38.3	64		34	1509	44.4	60
Punt Returns					Punt Returns				
Deon Stewart	No.	Yds.	Avg.	Long	Trey Ellis	No.	Yds.	Avg.	Long
	5	88	17.6	45		11	116	10.5	33
Kickoff Returns					Kickoff Returns				
De'Vion Warren	No.	Yds.	Avg.	Long	Jamauri Wakefield	No.	Yds.	Avg.	Long
	9	251	27.9	78	Josh Crawford	17	364	21.4	31
						4	42	10.5	24
Tackles					Tackles				
De'Jon Harris	UT-AT	TT	TFL	Other	Jordan Griffin	UT-AT	TT	TFL	Other
Santos Ramirez	42-40	82	6.0	5 PBU	LaDarius Wiley	43-43	86	2.0	2 FR
Dre Greenlaw	34-29	63	0.5	1 FR	Dimitri Moore	27-30	57	1.5	1 FF
Kamren Curl	28-30	58	6.5	2 INT	Josh Smith	20-31	51	1.5	3 QBH
	21-16	37	0.0	4 PBU		24-22	46	7.0	3 QBH

## LAST MEETING: ARKANSAS 31, VANDERBILT 28

Score by Quarters	1	2	3	4	Total
Arkansas	7	7	6	11	<b>31</b>
Vanderbilt	7	14	7	0	<b>28</b>

### Qtr Time Scoring play

1st	09:24	VANDY - Jordan Matthews 21 yd pass from Jordan Rodgers (Carey Spear kick), 8-68 3:11
	04:02	AR - Bran. Mitchell 4 yd run (Zach Hocker kick), 12-88 5:22
2nd	13:03	VANDY - Jordan Rodgers 19 yd run (Carey Spear kick), 13-81 5:59
	01:39	VANDY - Jordan Rodgers 3 yd run (Carey Spear kick), 10-88 5:10
	00:05	AR - Jarius Wright 11 yd pass from Tyler Wilson (Zach Hocker kick), 8-62 1:34
3rd	11:39	AR - Zach Hocker 36 yd field goal, 8-51 2:37
	05:02	VANDY - Zac Stacy 62 yd run (Carey Spear kick), 4-76 1:20
	01:05	AR - Zach Hocker 50 yd field goal, 11-58 3:57
4th	13:25	AR - Jerry Franklin 94 yd fumble recovery (Jarius Wright pass from Tyler Wilson)
	06:53	AR - Zach Hocker 42 yd field goal, 9-40 3:42

	AR	VANDY
<b>FIRST DOWNS</b>	22	19
<b>RUSHES-YARDS (NET)</b>	26-72	42-222
<b>PASSING YDS (NET)</b>	316	240
Passes Att-Comp-Int	43-27-0	28-15-1
<b>TOTAL OFFENSE PLAYS-YARDS</b>	69-388	70-462
Fumble Returns-Yards	2-121	0-0
Punt Returns-Yards	3-21	3-25
Kickoff Returns-Yards	5-97	5-129
Interception Returns-Yards	1--2	0-0
Punts (Number-Avg)	5-41.2	5-44.6
Fumbles-Lost	3-2	2-2
Penalties-Yards	7-59	3-35
Possession Time	28:26	31:34
Third-Down Conversions	5 of 15	6 of 15
Fourth-Down Conversions	2 of 2	2 of 2
Red-Zone Scores-Chances	3-3	2-4
Sacks By: Number-Yards	2-9	3-21

**RUSHING:** Arkansas-Dennis Johnson 9-52; R. Wingo Jr. 10-30; Bran. Mitchell 1-4; TEAM 1-minus 1; Tyler Wilson 5-minus 13. Vanderbilt-Zac Stacy 19-128; Jordan Rodgers 18-66; Fitz Lassing 1-25; Jerron Seymour 2-4; Casey Hayward 1-0; TEAM 1-minus 1.

**PASSING:** Arkansas-Tyler Wilson 27-43-0-316. Vanderbilt-Jordan Rodgers 15-27-0-240; Zac Stacy 0-1-1-0.

**RECEIVING:** Arkansas-Jarius Wright 10-135; Joe Adams 6-45; Chris Gragg 5-62; R. Wingo Jr. 3-19; Dennis Johnson 1-26; Cobi Hamilton 1-18; Julian Horton 1-11. Vanderbilt-Jordan Matthews 6-151; Zac Stacy 3-51; Chris Boyd 3-24; Wesley Tate 3-14.

**INTERCEPTIONS:** Arkansas-Eric Bennett 1-minus 2. Vanderbilt-None.

**FUMBLES:** Arkansas-Tyler Wilson 1-0; Jerico Nelson 1-1; Dennis Johnson 1-1. Vanderbilt-Chris Boyd 1-1; Zac Stacy 1-1.

Arkansas (7-1,3-1) vs. Vanderbilt (4-4,1-4)

Date: Oct 29, 2011 • Site: Nashville, Tenn. • Stadium: Vanderbilt Stadium

Attendance: 33247

Kickoff time: 11:21 am • End of Game: 2:45 • Total elapsed time: 3:24

Officials: Referee: CURLES,Marc; Umpire: SOWELL,Brent; Linesman: MORRIS III,G.A.;

Line judge: SHIREY,Michael; Back judge: MARTINEZ,Rich; Field judge: WASHINGTON,Mike;

Side judge: MOREAU,Bobby; Center judge: LOWRY,Jim;

Temperature: 40 • Wind: CALM • Weather: CLEAR



## IN DEPTH CHART: OFFENSE

WR



**8 Mike Woods ||| 6-1, 190, Fr.**

Had a catch in five-straight games before Tulsa ... Caught his first college TD 9/29 ... Debuted 9/8 ... Three-star recruit by ESPN and 247Sports ... Early enrollee ... Chose Arkansas over Vanderbilt, Washington State, Texas Tech & others.


	REC	YDS	TD
2018	11	144	1
Totals	11	144	1

**16 La'Michael Pettway ||| 6-2, 219, Jr.**

Four-straight games with a catch ... Leads the team in rec. (19), yds (303) & TDs (4) ... 1 catch for 30 yds vs. Tulsa - third over 30 yds in 2018 ... 39-yard touchdown rec. in Q2 vs. Ole Miss ... led team in catches (3) & yards (77) vs. the Rebels.

	REC	YDS	TD
2018	19	303	4
2017	6	92	0
2016	1	10	1
Totals	26	405	5

TE



**44 Austin Cantrell ||| 6-3, 263, Jr.**

Recorded one catch for 23 yards vs. Tulsa ... Career-high 53 yards on two rec. vs. EIU (9/1), including a 42-yard play ... Started a career high 10 games in 2017 after starting five in 2016 ... Had at least one rec. in eight games last season.

	REC	YDS	TD
2018	7	113	1
2017	13	85	0
2016	13	120	2
Totals	33	308	3

**85 Cheyenne O'Grady ||| 6-4, 251, Jr.**

Two catches for 35 yards vs. Tulsa ... Scored on 39-yard rec. vs. Ole Miss (10/13) ... Caught 7 passes, 2 TDs 10/6 ... Second career start 9/29 ... Son of the late Larry Marks, who was a three-year basketball letterwinner at Arkansas 1988-90.

	REC	YDS	TD
2018	15	201	3
2017	21	132	2
2016	3	63	1
Totals	39	396	6

LT



**74 Colton Jackson ||| 6-5, 301, Jr.**

Started first game of 2018 at Auburn 9/22 after missing early season games due to back surgery ... Started 10 of 12 games at left tackle in 2017 ... Played third-most offensive snaps last season (702).

	GP	GS
2018	5	4
2017	12	10
2016	12	3
Totals	29	17

**73 Noah Gatlin ||| 6-7, 293, Fr.**

Started his first career game 9/8 ... Consensus three-star recruit ... Helped pave the way for Jonesboro HS to 2,395 yards, averaging 6.8 yards per carry ... Chose Arkansas over Mississippi State, Arizona State and others.

	GP	GS
2018	3	2
Totals	3	2

LG



**51 Hjalte Froholdt ||| 6-5, 315, Sr. >>> Preseason second-team All-SEC**

Allowed first sack in 746 pass protection snaps in Q4 vs. Rebels ... No sacks allowed vs. Tulsa ... Saw action in 747 snaps last season - started all 12 games at LG ... Graded as No. 9 offensive lineman in the SEC & No. 2 guard - PFF in 2017.

	GP	GS
2018	8	8
2017	12	12
2016	13	13
2015	10	0
Totals	43	33

**54 Austin Capps ||| 6-4, 311, Jr.**

Transitioned from the defensive line to the offensive line for 2018 season ... Appeared in all 12 games in 2017 and 12-of-13 in 2016 ... Totaled 22 tackles last season on 272 defensive snaps ... A four-star recruit by ESPN, Scout and 247Sports.

	GP	GS
2018	7	0
2017	12	0
2016	12	0
Totals	31	0

C



**66 Ty Clary ||| 6-4, 288, So.**

No sacks allowed vs. Tulsa ... Started the last five games at C ... Opened 2017 with four-straight starts at RG & played in seven total on the line ... Did not allow a sack in 115 snaps in 2017 ... Three-star recruit from Fayetteville HS.

	GP	GS
2018	8	7
2017	7	4
Totals	15	11

**57 Shane Clenin ||| 6-6, 302, R-Fr.**

Redshirted during his first year on campus ... Consensus three-star prospect by ESPN, Rivals, Scout and 247Sports ... Rated the No. 1 offensive tackle in the state of Missouri by Scout ... The first-ever Division I signee from Jefferson HS.

	GP	GS
2018	3	1
Totals	3	1

RG



**62 Johnny Gibson ||| 6-4, 319, Sr.**

No sacks allowed vs. Tulsa ... Started all seven games at RG in 2018 ... Notched a team-high 807 snaps in 2017 over 12 starts - six at RG, four at RG and once at LT ... Allowed one sack and four total pressures over the last five games of 2017.

	GP	GS
2018	8	8
2017	12	12
Totals	20	20

**68 Kirby Adcock ||| 6-5, 280, R-Fr.**

Redshirted during his first year on campus ... Tabbed the No. 4 player in Arkansas being a consensus three-star prospect by ESPN, Rivals, Scout and 247Sports ... Winner of the 2016 Willie Roaf Award, given to the best HS OL in Arkansas.

	GP	GS
2018	3	1
Totals	3	1

RT



**60 Brian Wallace ||| 6-6, 320, Sr. >>> Preseason third-team All-SEC**

No sacks allowed vs. Tulsa ... Made 15-straight starts at RT, dating back to 2017 ... Played in 11 games while starting the final seven of 2017 at RT ... Played 468 offensive snaps last year, allowing only three sacks.


	GP	GS
2018	8	8
2017	11	7
2016	12	10
2015	0	3
Totals	31	29

**78 Dalton Wagner ||| 6-9, 302, R-Fr.**

Played in seven of eight games in 2018, starting at LT vs. Tulsa ... Redshirted in 2017 ... Consensus three-star prospect according to ESPN, Rivals, Scout and 247Sports ... Chose Arkansas over Louisville, Utah, California, Vanderbilt & others.

	GP	GS
2018	7	1
Totals	7	1

QB



**4 Ty Storey ||| 6-2, 215, Jr.**

Started five of six games played ... Thrown for 100+ yards in all but one ... First career start 9/8 ... Saw action in two games in 2017 ... Consensus four-star recruit & chose Arkansas over Alabama, Auburn & others.

	C-A-I	YDS	TD
2018	81-142-5	983	7
2017	0-0-0	0	0
2016	1-4-0	3	0
Totals	82-146-5	986	7

**15 Cole Kelley ||| 6-7, 258, So.**

Tossed a 39-yard TD pass vs. Ole Miss ... Played in 10 games, starting four (at No. 1 Alabama, No. 21 Auburn, at Ole Miss, Coastal Carolina) in 2017 ... SEC Freshman of the Week after a comeback win at Ole Miss in 2017.

	C-A-I	YDS	TD
2018	35-66-5	455	5
2017	80-151-3	1,130	8
Totals	115-217-8	1,579	13

RB



**5 Rakeem Boyd ||| 6-0, 200, So.**

99 yards vs. Tulsa ... Back-to-back 100+ yards vs. Ole Miss (10/9) & Alabama (10/2) ... First Razorback with 100+ vs. Alabama since Darren McFadden 2007 ... First career start 9/29 ... Rushed for 1,211 yds and 14 TDs at Independence CC in 2017.

	ATT	YDS	TD
2018	75	502	1
Totals	75	502	1

**2 Chase Hayden ||| 5-10, 200, So.**

Rushed for 43 yards on nine carries vs. Tulsa (10/20) ... Third on the team in rushing yards ... season-high 55 on 11 carries at Colorado State (9/8) ... 326 yds & 4 TDs in 2017 ... 2017 SEC Academic Honor Roll ... Four-star prospect - Rivals.

	ATT	YDS	TD
2018	50	182	0
2017	61	326	4
Totals	111	508	4

WR



**1 Jared Cornelius ||| 5-11, 203, Sr.**

Started two of three games played in 2017 before sustaining an Achilles injury in the third game of the season ... Recorded five receptions for 43 yards and one touchdown ... Averaged 16.09 yards per catch in 2016.

	REC	YDS	TD
2018	53	53	0
2016	32	515	4
2015	24	393	3
2014	18	212	2
Totals	84	1,216	10

**9 De'Vion Warren ||| 5-10, 180, So. >>> Preseason third-team All-SEC**

Had a 78-yard kick return vs. Alabama (10/6) ... Caught his first TD pass 10/6 ... Returned a kick 100-yards for a touchdown against Auburn ... Averaged 26.4 yards per return last season ... A four-star prospect by ESPN out of high school.

	REC	YDS	TD
2018	3	14	1
2017	1	5	0
Totals	4	19	1

WR



**3 Deon Stewart ||| 5-11, 161, Jr.**

Had a catch in 15-straight games before Tulsa ... A mainstay in the Razorback offense in 2017, seeing action in all 12 games last season with 33 catches for 404 yards ... Primary return specialist in 2016 - 419 KR yards on 21 returns.

	REC	YDS	TD
2018	9	119	0
2017	33	404	3
2016	2	34	0
Totals	44	556	3

**10 Jordan Jones ||| 6-1, 180, So.**

Two catches for 15 yards vs. Tulsa ... TD catch vs. EIU (9/1) ... Started six games in 2017, finished third in rec. yards (401) & receptions (21) and second in TD receptions (3) on the team ... Played QB Ty Storey in Arkansas state title game.

	REC	YDS	TD
2018	13	183	1
2017	21	401	3
Totals	34	584	4



## IN DEPTH CHART: DEFENSE

	U-A-T	TFL	SACK
2018	15-16-31	75-34	30-17
2017	15-22-37	75-33	25-19
2016	8-19-27	55-23	25-13
Totals	38-57-85	205-90	80-49

### 3 McTelvin Agim ||| 6-3, 279, Jr.

Leads team with 10 QBH, three vs. Tulsa ... Started 11 of 12 games played at DE in 2017 ... Posted 37 tackles, the second-most among defensive linemen ... Second on the team in TFL (7.5) ... T-3rd on the team in sacks (2.5) in 2017.

	U-A-T	TFL	SACK
2018	5-6-11	15-3	0-5-2
2017	0-0-0	0-0-0	0-0-0
2016	0-0-0	0-0-0	0-0-0
Totals	5-6-11	15-3	0-5-2

### 91 Michael Taylor ||| 6-2, 248, Sr.

Credited with 0.5 sacks vs. Tulsa ... Had a TFL & a forced fumble vs. EIU (9/1) ... Saw action in two games in 2017 ... Didn't participate in 2016 ... Tallied 50 tackles, including 11.5 for loss & four sacks at Riverside City College (Calif.) in 2015.

	U-A-T	TFL	SACK
2018	11-16-27	55-33	50-32
2017	2-2-4	0-0-0	0-0-0
2016	0-1-1	0-0-0	0-0-0
2015	2-0-2	0-0-0	0-0-0
Totals	15-19-34	55-33	50-32

### 90 Armon Watts ||| 6-5, 298, Sr.

Crip Hall Homecoming Award ... 5.0 sacks this season ... Three FF vs. EIU (9/1), CSU (9/8) & Tulsa (10/20) ... Three-star prospect ... Chose Arkansas over Missouri, Kentucky, Cincinnati & Wisconsin among others.



	U-A-T	TFL	SACK
2018	4-8-12	20-10	10-8
2017	8-13-21	35	10-0
Totals	12-21-33	45-10	20-8

### 7 Briston Guidry ||| 6-2, 292, So.

Recorded a sack vs. Tulsa ... Scored his second career TD vs. EIU on a fumble recovery ... Played in 11 games as a freshman, racking up 21 tackles with 3.5 for loss over 280 defensive snaps ... A four-star recruit out of Kenner, La.

	U-A-T	TFL	SACK
2018	7-13-20	25-9	15-6
2017	10-16-26	15-3	0-0-0
2016	1-3-4	4-0-7	2-0-5
Totals	18-32-50	40-29	35-21

### 52 TJ Smith ||| 6-3, 304, Jr.

Has 2.5 TFL in 2018 ... 0.5 sacks vs. Tulsa ... Played in five games in 2017 with four tackles, 1.5 for loss ... Redshirted as a true freshman ... Three-star recruit ... Chose Arkansas over Missouri, Vanderbilt, N. Carolina, Wake Forest & others.

	U-A-T	TFL	SACK
2018	17-8	0-0-0	0-0-0
2017	2-4-6	0-0-0	0-0-0
Totals	3-11-4	0-0-0	0-0-0

### 42 Jonathan Marshall ||| 6-3, 301, So.

Had three tackles vs. Tulsa ... Played in all 12 games last season over 160 defensive snaps ... Finished with six tackles, with 0.5 for loss & two quarterback hurries ... Three-star recruit that chose Arkansas over TCU, Nebraska & others.

	U-A-T	TFL	SACK
2018	10-11-21	50-22	20-15
2017	20-22-42	55-18	20-13
2016	13-10-23	55-32	25-20
2014	5-3-8	0-1-1	0-0
Totals	48-46-94	140-63	55-42

### 10 Randy Ramsey ||| 6-4, 236, Sr.

Recovered a fumble vs. Tulsa ... Had 2.5 TFL vs. Ole Miss for 5.0 total in 2018 ... Played in all 12 games with eight starts at OLB in 2017 ... Finished with 42 tackles, including 5.5 for loss & 2.0 sacks, six quarterback hurries & a forced fumble.

	U-A-T	TFL	SACK
2018	3-8-11	15-3	0-0-0
2017	1-0-1	0-0-0	0-0-0
Totals	4-8-12	15-3	0-0-0

### 6 Gabe Richardson ||| 6-3, 240, Jr.

Recovered a fumble vs. UNT (9/15) ... First career start 9/8 ... Saw action in four games in 2017 ... Forced a fumble that was recovered 18 yards for a TD by Henre' Toliver in the 2017 season opener against Florida A&M.

	U-A-T	TFL	SACK
2018	5-8-13	0-0-0	0-0-0
2017	3-0-3	0-0-0	0-0-0
Totals	8-8-16	0-0-0	0-0-0

### 27 Hayden Henry ||| 6-2, 222, So.

Earned first career start 9/29 ... Played a key role on special teams & recorded three tackles ... Earned a scholarship following the season ... A three-star recruit named the Arkansas Democrat-Gazette Prep Defensive Player of the Year.

	U-A-T	TFL	SACK
2018	1-4-5	0-5-2	0-0-0
2017	3-3-6	0-0-0	0-0-0
Totals	4-7-11	0-5-2	0-0-0

### 22 Deon Edwards ||| 6-1, 212, So.

Played in nine games, primarily on special teams in 2017 ... Recorded six tackles - five on special teams & one on defense ... A consensus three-star recruit who chose Arkansas over South Carolina, Missouri, Louisville & others.

	U-A-T	TFL	SACK
2018	42-40-82	60-18	20-11
2017	66-49-115	85-25	35-18
2016	18-19-37	20-8	10-6
Totals	126-108-224	165-51	65-35

### 8 De'Jon Harris ||| 6-0, 244, Jr. >>> Preseason third-team All-SEC

Second in the SEC in tackles ... Career-high 16 tackles 9/29 ... 13 vs. Ole Miss ... Led the team in tackles (115), TFLs (8.5) & sacks (3.5) in 2017 ... First Razorback to lead a team in tackles, TFL & sacks in the same season since at least 1973.

	U-A-T	TFL	SACK
2018	7-13-20	25-4	0-0-0
2017	22-16-38	35-15	10-9
Totals	29-29-58	60-19	10-9

### 31 Grant Morgan ||| 5-11, 220, So.

Saw action in all 12 games totalling 38 tackles, including 3.5 for loss and 1.0 sack in 2017 ... Played 212 defensive snaps ... Played a season-high 58 snaps & recorded a season-high eight tackles in the season finale against Missouri.

	U-A-T	TFL	SACK
2018	28-30-58	65-10	20-6
2017	52-51-103	15-15	10-14
2016	22-20-42	15-3	0-0-0
2015	46-49-95	35-20	10-14
Totals	143-142-285	125-53	40-34

### 23 Dre Greenlaw ||| 6-0, 227, Sr.

Had a sack vs. Tulsa ... Two INTs in 2018 ... Started all 12 games at WLB in 2017 ... Had over 100 tackles (103) for first time in his career - 2nd on the team for the second time in three years ... Fourth in SEC in double-digit tackle games (6).

	U-A-T	TFL	SACK
2018	3-10-13	15-2	0-0-0
Totals	3-10-13	15-2	0-0-0

### 16 Bumper Pool ||| 6-2, 223, Fr.

Recovered a fumble vs. EIU (9/1) & returned 60 yards ... First start 9/8 ... Four-star recruit by 247Sports & Rivals - 166 tackles (108 solo), 14 TFL, four PBUs, forced three fumbles, three INTs ... Chose Arkansas over Alabama, LSU & others.

	U-A-T	TFL	INT
2018	23-5-28	20-8	2-0
2017	1-0-1	0-0-0	0-0
2016	33-14-47	0-5-0	2-75
2015	6-4-10	0-0-0	1-8
Totals	63-23-86	25-8	5-83

### 11 Ryan Pulley ||| 5-11, 198, Jr.

Has three INTs in 2018 (CSU, Ole Miss, Tulsa) ... Sustained a right pectoral injury in the 2017 opener & missed the rest of the year ... Started the final 12 games of 2016 & led the team with 13 pass breakups & finished fifth with 47 tackles.

	U-A-T	TFL	INT
2018	2-1-3	0-0-0	0-0
Totals	2-1-3	0-0-0	0-0

### 21 Montaric Brown ||| 6-0, 187, R-Fr.

First career start vs. Tulsa ... Redshirted 2017 season ... Consensus four-star recruit out of Ashdown, Ark., top prospect in state by Rivals, Scout and 247Sports ... Chose Arkansas over Alabama, Auburn, LSU, Oklahoma State.

	U-A-T	TFL	INT
2018	2-16-37	0-0-0	0-0
2017	32-14-46	0-0-0	0-0
Totals	53-30-83	0-0-0	0-0

### 2 Kamren Curl ||| 6-2, 201, So.

Forced a fumble vs. UNT (9/15) ... Played the second-most snaps among all SEC true freshman cornerbacks (690), was sixth on the team & tied for fourth among SEC freshmen in tackles (46) & tied for the team lead in PBUs in 2017.

	U-A-T	TFL	INT
2018	0-2-2	0-0-0	0-0
Totals	0-2-2	0-0-0	0-0

### 18 Myles Mason ||| 6-2, 208, Fr.

Four-star recruit by ESPN ... Top-10 prospect in Alabama by ESPN (No. 10) ... Helped Hewitt-Trussville to an 11-0 overall record and 7-0 mark in region play as a senior in 2017 ... Chose Arkansas over Alabama, Auburn, LSU & others.

	U-A-T	TFL	INT
2018	34-29-63	0-5-0	0-0
2017	34-29-63	2-0-4	1-16
2016	30-13-43	0-0-0	1-24
2015	22-13-35	0-0-0	1-18
Totals	120-84-204	2-5-4	3-58

### 9 Santos Ramirez ||| 6-2, 204, Sr. >>> Preseason third-team All-SEC

Led team in tackles (10) vs. Tulsa ... Recovered a fumble vs. EIU (9/1) ... One of only three players in the FBS in 2017 to record at least 60 tackles, an interception, eight pass breakups & three fumbles forced in 2017.



	U-A-T	TFL	INT
2018	2-2-4	0-0-0	0-0
Totals	2-2-4	0-0-0	0-0

### 17 Joe Foucha ||| 5-11, 198, Fr.

Consensus three-star recruit by 247Sports, ESPN and Rivals ... Had 68 tackles, five interceptions, six forced fumbles, four fumble recoveries & 15 pass breakups as a senior ... Chose Arkansas over Alabama, Auburn, LSU & others.

	U-A-T	TFL	INT
2018	15-4-19	0-0-0	0-0
Totals	15-4-19	0-0-0	0-0

### 24 Jacques McClellion ||| 5-10, 190, R-Fr.

Team-high six PBUs in 2018 ... Redshirted initial year with the program ... Three-star prospect by ESPN, Rivals, Scout & 247Sports ... Totaled 46 tackles & 21 pass breakups as a senior ... Selected Arkansas over Florida, Louisville & others.

	U-A-T	TFL	INT
2018	0-1-1	0-0-0	0-0
2017	2-0-2	0-0-0	0-0
Totals	2-1-3	0-0-0	0-0

### 14 Britto Tutt ||| 6-1, 180, Jr.

Earned first career start 9/15 ... Played in eight games & totaled two tackles last season ... Played in 10 games helping the team finish 8-3 as co-champs of the National Northern Conference as a freshman at Ventura College in 2015.



DE



DL



DL




DE



LB



LB



LB



CB



SS



FS



CB

## RAZORBACK TRENDS

	2018	Morris	Streak
Overall	2-6	16-28	W1
At Home	2-2	12-12	W1
On the Road	0-2	4-14	L3
Neutral	0-2	0-2	L4
September	1-4	8-10	L4
October	1-2	5-9	W1
November	0-0	3-9	L1
December-January	0-0	0-0	L1
vs. SEC	0-4	0-4	L5
vs. Non-Conference	2-2	8-8	W1
vs. Ranked Opponents	0-2	1-11	L7
<b>Record in Games...</b>			
Decided by 7 pts or less	0-3	4-7	L3
Decided by 3 pts or less	0-0	2-3	W4
During the day	2-3	7-15	W1
At night	0-3	9-13	L5
<b>Record When Scoring...</b>			
Less than 21 points	0-3	0-10	L12
21+ points	2-3	16-18	W1
30+ points	1-2	14-11	L2
40+ points	1-0	8-5	W2
50+ points	1-0	4-0	W3
<b>Record When Allowing...</b>			
Less than 14 points	1-0	2-0	W12
Less than 21 points	1-0	5-0	W9
21+ points	0-6	10-28	L7
<b>Record When...</b>			
Scoring first	2-0	11-13	W4
Opponents score first	0-6	5-15	L7
Leading after the 1Q	1-2	11-9	L2
Trailing after the 1Q	0-4	2-16	L5
Tied after the 1Q	1-0	3-3	W1
Leading at halftime	2-2	15-3	W1
Trailing at halftime	0-4	1-24	L4
Tied at halftime	0-0	0-1	--
Leading after the 3Q	2-2	12-2	W1
Trailing after the 3Q	0-4	4-26	L6
Tied going into the 4Q	0-0	0-0	--
In overtime games	0-0	1-1	L1
<b>Record With...</b>			
Less than 300 yards total offense	0-2	0-5	L8
400+ yards total offense	1-3	14-15	L3
500+ yards total offense	0-0	4-3	W1
Less than 100 yards rushing	1-1	2-7	W2
100+ yards rushing	1-5	14-21	W1
200+ yards rushing	0-2	9-6	L2
300+ yards rushing	0-1	2-1	L1
Less than 200 yards passing	1-4	3-8	W1
200+ yards passing	1-2	13-20	L2
300+ yards passing	1-0	6-6	W1
400+ yards passing	0-0	0-1	L2
A 100-yard rusher	0-3	8-9	L3
2+ 100-yard rushers	0-0	2-0	W8
<b>Record When Allowing...</b>			
Less than 200 total yards	0-0	0-0	W6
200+ total yards	2-6	16-28	W1
300+ total yards	1-5	12-26	L5
400+ total yards	0-3	7-21	L4
Less than 100 rush yards	0-3	6-3	L3
100+ rush yards	2-3	9-26	W1
200+ rush yards	0-2	4-21	L5
Less than 200 pass yards	1-1	7-8	W1
200+ pass yards	1-5	9-20	L5
300+ pass yards	0-3	5-10	L3
400+ pass yards	0-0	2-4	L2
A 100-yard rusher	0-2	2-16	L3
<b>Record When Having...</b>			
No turnovers	1-0	7-3	W3
Less than 3 turnovers	2-4	13-18	W1
3 or more turnovers	0-2	2-9	L14
No takeaways	0-2	1-7	L3
Less than 3 takeaways	1-5	10-20	W1
3 or more takeaways	1-0	6-6	W2
Win turnover battle	1-1	12-7	L1
Lost turnover battle	0-3	2-16	L4
Turnovers even	1-2	2-5	W1
More than 30:00 TOP	1-4	11-14	W1
Less than 30:00 TOP	1-2	5-14	L2

## RAZORBACK NOTEBOOK

### QUICK HITS

- Arkansas' win on Saturday was the 62nd in school history on homecoming (62-31-4) and third against Tulsa on homecoming (2008 & 2012).
- Saturday's win was the first career shutout for head coach Chad Morris and the first for the Razorbacks since 2014.
- Freshman quarterback Connor Noland, redshirt freshmen lineman Dalton Wagner & defensive back Montaric Brown each picked up their first starts of the season on Saturday. A total of five freshmen started the game on Saturday, with wide receiver Mike Woods and cornerback Jarques McClellion joining the trio.
- Noland and sophomore tight end Grayson Gunter connected for their first touchdowns as Razorbacks, doing so on a seven-yard pass for Arkansas' first touchdown of the game on Saturday. Gunter was the third different tight end to haul in a touchdown reception this season.
- Dre Greenlaw made his 36th career start, the most by any current Razorback. He finished the game with nine tackles, six solo, including a sack for five yards in the win over Tulsa. He leads all active SEC defenders with 298 tackles over his career.
- Santos Ramirez, DeJon Harris and T.J. Smith made their 20th consecutive starts, tied for the most on the defensive side of the ball.
- Hjalte Froholdt made his 32nd consecutive start, the longest streak among current Razorbacks. After allowing a sack late in the game to Ole Miss for the first time in 746 snaps, Froholdt and the rest of the Razorback offensive line responded and did not give up a sack against Tulsa last week.
- Arkansas scored first in Saturday's game thanks to a 33-yard field goal from Connor Limpert. It was the second time this year the Razorbacks have recorded the first points of the game, also coming from a 35-yard field goal from Limpert against Eastern Illinois (9/1).
- Quarterback Connor Noland became the first true freshman to start at quarterback since Mitch Mustain (vs. Utah State in 2006) and eighth overall as a Razorback.
- Senior defensive back Santos Ramirez logged his fourth double-digit tackle performance of the season after leading the team with 10 on Saturday against the Golden Hurricane.

### SACK PARTY

Senior offensive lineman Hjalte Froholdt said the Arkansas defense had a "sack party" on Saturday against Tulsa. The Razorbacks totaled 6.0 sacks for 35 yards coming from six different defensive student-athletes against the Golden Hurricane, as McTelvin Agim led the way with 2.0 for 11 yards. It was the first time Arkansas has recorded six sacks in a game since Sept. 6, 2014, against Nicholls. Five of the six sacks came in the second half, with four of those plays coming on third or fourth down. Seniors Dre Greenlaw, Michael Taylor & Armon Watts, junior TJ Smith and sophomore Briston Guidry all joined Agim in landing on the sack sheet against the Golden Hurricane.

### SOSA THE DESTROYER

Junior defensive lineman McTelvin "Sosa" Agim highlighted a strong showing from the Arkansas defense in the 23-0 victory over Tulsa on Saturday. Agim was disruptive in the Tulsa backfield, accounting for seven tackles, 3.5 for loss, along with 2.0 sacks and three quarterback hurries. One of his QBH forced Tulsa's Seth Boomer to throw an interception near the end of the second quarter, while his final sack of the day kept the Golden Hurricane out of the end zone on their final possession of the game.

- Agim's 2.0 sacks were the most by a Razorback since Deatrich Wise vs. Missouri on Nov. 27, 2015.
- His 3.5 tackles for loss were a career-high, leads the team this season and is the second time this year a Razorback has recorded 3.0 or more in a game - Dre Greenlaw at Auburn on Sept. 22 (3.0).
- Agim leads the Razorbacks with 7.5 tackles for loss & 10 quarterback hurries in 2018.

### MCTELVIN AGIM

Junior defensive lineman McTelvin Agim had a career day against Tulsa, helping the Razorbacks to their first shutout since 2014.



### THREE-STRAIGHT 75-YARD PERFORMANCES

Sophomore running back Rakeem Boyd needed just one more yard on the ground against Tulsa to record his third-straight 100-yard rushing performance this season. His first as a Razorback came against Alabama on Oct. 6 behind 15 carries and 102 yards, then he followed it up with a 109-yard showing on seven carries vs. Ole Miss, including a 69-yard touchdown rush. Against the Golden Hurricane, he ran the ball 22 times for 99 yards for his fifth game this season with over 50 rushing yards.

- Boyd's 109 yards vs. Ole Miss (10/13) made it back-to-back games he's recorded over 100 rushing yards, putting up 102 against Alabama on Oct. 6.
- It was the third time this season an Arkansas running back has rushed for 100 yards and the 327th in school history, as Devwah Whaley totaled 165 at CSU on Sept. 8.
- Boyd's 69-yard touchdown rush was a career-best and the longest play from scrimmage for the Razorbacks this season.
- He is the first Razorback to rush for 100 yards in consecutive games since Rawleigh Williams III in 2016 (205 at Mississippi State & 117 at Missouri).
- Boyd was the first Arkansas back to rush for over 100 yards against Alabama since Darren McFadden in 2007.
- He also had two receptions for 36 yards against the Tide, giving him four-straight games with a catch.
- Arkansas has had a 100-yard rusher every year since 1983 - 35 consecutive seasons.
- The Razorbacks ran the ball 53 times vs. Tulsa, the second time this year Arkansas has had 53 rushing attempts (9/8).

## RAZORBACK NOTEBOOK

### GOLDEN LEG

Junior kicker Connor Limpert added another perfect kicking performance against Tulsa last week. After going 4-for-4 against Ole Miss in Little Rock, Limpert connected on all three of his attempts vs. the Golden Hurricane, bringing his season total to 15 field goals made in 2018. He needs one more field goal to move into a tie for 10th in single-season field goals made by an Arkansas kicker. Four of his 15 field goals have come from 40 yards or longer this season.

- Limpert has made each of his last 10 field goals, dating back to week four at Auburn (9/22).
- He has also made a FG in each of the last nine games.
- Limpert's 4-for-4 night against Ole Miss was the first for a Razorback kicker since Alex Tejada vs. Troy on Sept. 1, 2007.
- One more FG would tie Zach Hocker (2010) and Alex Tejada (2009) for 10th-most in a single season by a Razorback.
- Kendall Trainor holds the school record for consecutive field goals made with 24 - also the most in a season (1988).

### TOP TACKLING TR(DUO)IO

No other defense in the SEC has a tackling trio as accomplished as Arkansas. Senior De'Jon Harris (82) ranks second in the league in total & solo tackles, while senior defensive back Santos Ramirez (63) and senior linebacker Dre Greenlaw (58) rank fifth & seventh, respectively, in tackles. The Razorback trio has combined for 203 stops this season, while the next closest threesome in the league sits at 194. The combination of Harris and Ramirez is also the top tackling duo in the conference. At least one member of the trio has had 10 or more tackles in each of the last four games & seven of the last eight games, with all three accomplishing the feat against Texas A&M (9/29) and Alabama (10/6).

### PULLEY PULLING IN INTERCEPTIONS

Junior cornerback Ryan Pulley hauled in his third interception of the season on Saturday against Tulsa. With time winding down in the first half and the Golden Hurricane needing a score, a QB hurry from McTelvin Agim helped set up Pulley with his second pick in as many games and third in 2018. He ranks third in the SEC and 13th in the country in interceptions this season, while increasing his career totals to six. Pulley was named to the Pro Football Focus National Team of the Week, earning a Week 8 grade of 90.3.

"Spending 27 snaps in coverage, Pulley was targeted seven times against Tulsa. He allowed just two receptions for 12 yards (only one yard after the catch) and came away with more plays on the ball than he allowed receptions. Pulley grabbed an interception and two more pass breakups leading to a 0.0 passer rating when targeted." - Pro Football Focus

### STEADY HJALTE

Senior center and Denmark native Hjalte Froholdt has continued his consistent play into his fourth year on the Hill, leading the team with 549 snaps played. Two weeks ago, Froholdt allowed his first sack in 746 snaps of pass protection dating back to 2016 after a late fourth quarter play against Ole Miss, but responded with the rest of the offensive line to keep Connor Noland and Cole Kelley from taking a sack last week against Tulsa. This season, Froholdt started the first three games of the season at center before moving back to left guard at Auburn. Froholdt originally signed with the Razorbacks as a four-star defensive lineman out of IMG Academy in 2014. He has played in 91.5% of the Razorbacks' snaps over three years (Pro Football Focus).

### O'GRADY, TIGHT ENDS EMERGE

Cheyenne O'Grady and his fellow tight ends have emerged over the last three weeks with four tight ends catching passes. O'Grady recorded a career-high seven receptions against Alabama, while fellow tight ends Austin Cantrell (two catches) and Grayson Gunter (one catch) also were part of the passing game. Grayson Gunter added to the fun with a touchdown reception against Tulsa last week. The Razorbacks have relied on the tight end position in the passing game through the first eight games with four different tight ends being targeted for a total of 47 targets according to Pro Football Focus. Those four tight ends (O'Grady, Cantrell, Gunter and Jeremy Patton) have combined for 30 receptions for 387 yards. Only three SEC teams have targeted tight ends more this season.

- Cheyenne O'Grady leads Arkansas' tight ends with 15 catches for 201 yards and three touchdowns.
- Of Arkansas' 131 completions, 30 have gone to tight ends this season.
- The Razorbacks are one of just four SEC teams to complete passes to four different tight ends this season.

### CAREER 100-YARD RUSHING GAMES

**Devwah Whaley • Jr. • RB (4)**

165, at Colorado State, 2018  
135, Alcorn State, 2016  
119, New Mexico State, 2017  
112, at Mississippi State, 2016

**Rakeem Boyd • So. • RB (2)**

109, Ole Miss, 2018  
102, Alabama, 2018

**T.J. Hammonds • Jr. • RB (1)**

119, Coastal Carolina, 2017

**Chase Hayden • So. • RB (1)**

120, Florida A&M, 2017

### CAREER 100-YARD RECEIVING GAMES

**Jared Cornelius • Sr. • WR (3)**

146, Alabama, 2016  
126, vs. Texas A&M, 2016  
106, Alcorn State, 2016

**Jordan Jones • So. • WR (2)**

132, Eastern Illinois, 2018  
122, Missouri, 2017

### CAREER 200-YARD PASSING GAMES

**Cole Kelley • So. • QB (2)**

264, Coastal Carolina, 2017  
200, at Alabama, 2017

**Ty Storey • Jr. • QB (1)**

261, Eastern Illinois, 2018  
230, Alabama, 2018

### CONSECUTIVE GAMES WITH ...

**A reception ...**

Rakeem Boyd » 6  
Cheyenne O'Grady » 4  
La'Michael Pettway » 4

**A tackle for loss ...**

Dre Greenlaw » 2

**A made field goal ...**

Connor Limpert » 9

**Dre Greenlaw** (left), **De'Jon Harris** (center) & **Santos Ramirez** (right) lead the SEC in total tackles, combining for 203. The trio has 11 double-digit tackle performances in 2018.





## RAZORBACKS IN THE NFL

# #PRHOGS

As of Oct. 21, 2018

Name	Pos.	NFL Team
^Brandon Allen	QB	Los Angeles Rams
Alex Collins	RB	Baltimore Ravens
A.J. Derby	TE	Miami Dolphins
Trey Flowers	DE	New England Patriots
*Hunter Henry	TE	Los Angeles Chargers
**Cody Hollister	WR	New England Patriots
^Denver Kirkland	OL	Oakland Raiders
^Jeremiah Ledbetter	DT	Tampa Bay Buccaneers
Mitchell Loewen	DE	New Orleans Saints
*Tevin Mitchel	DB	Oakland Raiders
Jason Peters	OL	Philadelphia Eagles
Darius Philon	DE	Los Angeles Chargers
Frank Ragnow	OL	Detroit Lions
Chris Smith	DE	Cleveland Browns
Martrell Spaight	LB	Miami Dolphins
Jeremy Sprinkle	TE	Washington Redskins
Travis Swanson	OL	Miami Dolphins
^Robert Thomas	DL	Buffalo Bills
^David Williams	RB	Denver Broncos
Jonathan Williams	RB	New Orleans Saints
Deatrich Wise Jr.	DE	New England Patriots
Jarius Wright	WR	Carolina Panthers

\* Reserve/Injured | \*\* Reserve/Non-Football Injury | ^ on practice squad

## ACTIVE CAREER LEADERS

### TACKLES

Rank	Player, Class	Tackles
1.	Dre Greenlaw, Sr.	298
2.	De'Jon Harris, Jr.	234
3.	Santos Ramirez, Sr.	204
4.	Kevin Richardson, Sr.	120
5.	Randy Ramsey, Sr.	94

### TACKLES FOR LOSS

Rank	Player, Class	TFL
1.	McTelvin Agim, Jr.	20.5
2.	De'Jon Harris, Jr.	16.5
3.	Randy Ramsey, Sr.	16.5
4.	Dre Greenlaw, Sr.	13.0
5.	TJ Smith, Sr.	8.0
6.	Grant Morgan, So.	6.0

### SACKS

Rank	Player, Class	Sacks
1.	McTelvin Agim, Jr.	8.0
2.	Randy Ramsey, Sr.	6.5
3.	De'Jon Harris, Jr.	6.5
4.	Armon Watts, Sr.	5.0
5.	Dre Greenlaw, Sr.	4.0
6.	T.J. Smith, Jr.	3.5

### INTERCEPTIONS

Rank	Player, Class	INTs
1.	Ryan Pulley, Jr.	6
2.	Kevin Richardson, Sr.	4
3.	Santos Ramirez, Sr.	3
4.	Dre Greenlaw, Sr.	3

### RUSHING

Rank	Player, Class	Yards
1.	Devwah Whaley, Jr.	1,459
2.	Chase Hayden So.	508
3.	Rakeem Boyd, So.	502
4.	T.J. Hammonds, Jr.	376

### RECEPTIONS

Rank	Player, Class	Receptions/Yards
1.	Jared Cornelius, Sr.	84/1,216
2.	Jordan Jones, So.	34/584

## RAZORBACK NOTEBOOK

### WHAT'S NEW IN 2018?

Put simply, a lot is new in the Razorbacks' 125th season of football. Below is a list of what's new for Arkansas football this fall.

- **Head Coach Chad Morris** - The Edgewood, Texas native takes over as the 33rd head coach in Arkansas football history. Morris lands on the Hill after a three-year stint as the head coach at SMU (2015-17) and successful runs as the offensive coordinator at Clemson (2011-14) and Tulsa (2010). Prior to coaching in college, Morris was a Texas high school head coaching legend with his final stop coming at Lake Travis (Austin, Texas) and capped by back-to-back undefeated state championships. Morris wrapped up his high school career 169-38 as a head coach in 16 seasons with three state titles.
- **Coordinators** - Morris brought in two new coordinators with Joe Craddock following Morris from SMU and lured the legendary John Chavis to be the Hogs' defensive coordinator. Craddock held the offensive coordinator position at SMU after following Morris to Dallas from Clemson. Chavis makes his third SEC West stop and fourth in the league after serving at Texas A&M (2015-17), LSU (2009-14) and his alma mater, Tennessee (1995-2008).
- **Coaching Staff** - Six new assistant coaches are on Morris' initial staff. Steve Caldwell returns to the Hill to coach the defensive ends. Caldwell served as the Razorbacks' defensive line coach 2010-12 and coached with Chavis at Tennessee 1995-2008. Ron Cooper was with Chavis at Texas A&M and LSU and will coach the Arkansas safeties. Dustin Fry joins the Razorbacks after coaching the offensive line for Morris at SMU for the last three years. Jeff Traylor is the Associate Head Coach and will work with the running backs after coaching at SMU and Texas. Mark Smith coaches the team's corners and came with Morris from SMU. Justin Stepp works with the Arkansas wide receivers. Stepp coached at Appalachian State and SMU prior to his arrival in Fayetteville.
- **New Strength Coach** - Trumain Carroll serves as the Hogs' new strength coach. Morris named Carroll as the strength coach shortly after his hiring in December and Carroll began transforming the Razorbacks' bodies. Carroll spent all three years with Morris at SMU.
- **New Athletic Trainer** - Dave Polanski is the new man in charge of the Hogs' health. He joins Arkansas after working at Tulsa.
- **Hunter Yurachek** - Arkansas hired new athletic director Hunter Yurachek one day prior to announcing the hiring of Coach Morris. Yurachek has served as the athletic director at Houston, Coastal Carolina and Akron.
- **Donald W. Reynolds Razorback Stadium** - Arkansas' newly added north end zone seating and home locker room debuted this fall.

### WHAT'S BACK IN 2018?

Despite a plethora of newness around the football program this fall, the Razorbacks have some familiar faces back.

- **Assistant Coaches** - Head coach Chad Morris retained two assistant coaches for his new staff. Barry Lunney Jr. is back for his sixth season coaching the Razorback tight ends. The former Hog QB has helped the program garner the nickname #TEU over the last five years with Arkansas the only school in the nation with a tight end taken in the last three NFL Drafts. John Scott is back and coaching the team's defensive tackles. Scott joined the Razorbacks last season as the defensive line coach.
- **Letterwinners and Starters** - Arkansas returns 55 letterwinners from 2017 with 25 on the offensive side of the ball and 25 on the defensive side. Among those 55 letterwinners are 19 returning starters - nine on offense, eight on defense and two on special teams.

### GREENLAW AMONG THE NATION'S, SEC'S BEST TACKLERS

Senior Dre Greenlaw is among the nation's leading active career tacklers. The Fayetteville native ranks 16th in the FBS among active players nationwide and leads the way in the Southeastern Conference. Greenlaw posted his best season as a Razorback in 2017 with a career-high 103 tackles. The breakout junior season came on the heels of a sophomore season that was cut short due to a foot injury that cost him six games and limited him to 42 tackles. He burst onto the scene as a freshman in 2015, starting in 11 of his 13 games played and making 95 tackles to earn Freshman All-American honors and SEC Defensive Freshman of the Year from Athlon.

#### SEC's Top Tacklers

Name, School	Games	Tackles
Dre Greenlaw, ARK	38	298
Mike Edwards, UK	45	278
Devin White, LSU	33	239
Otaro Alaka, TAMU	48	237
De'Jon Harris, ARK	32	234
Ladarius Wiley, VU	46	229
Jordan Jones, UK	37	219

### WEARING THE PATCH

Ten players on the 2018 Arkansas roster are wearing the SEC Graduate Patch this season having already earned their undergraduate degree: DL Damani Carter, WR Jared Cornelius, DB Ryder Lucas, OL Deion Malone, LB Tyler Phillips, DB Santos Ramirez, DB Kevin Richardson, QB Ty Storey, OL Brian Wallace and DL Armon Watts.

The special patch on their jersey highlights their academic achievement. The patch features a red and white SEC logo with a "stole" wrapping underneath it emblazoned with the all-important word, "Graduate."



Arkansas is one of 24 schools at the FBS level with at least 10 graduates on the roster this fall. The Hogs are one of four schools from the SEC.

### FBS SCHOOLS WITH AT LEAST 10 GRADUATES

19	UAB	12	Akron	10	Arkansas
17	Clemson	12	Houston	10	Cincinnati
15	Arizona State	12	Maryland	10	Minnesota
15	Pittsburgh	12	Temple	10	Nevada
14	Baylor	12	Virginia	10	South Carolina
14	Northwestern	11	Kansas	10	Tennessee
14	SMU	11	Old Dominion	10	UCF
12	Alabama	11	Penn State	10	West Virginia

## RAZORBACK NOTEBOOK

### CAPTAINS ELECTED

Arkansas elected team captains during Week 5 with team voting four Razorbacks captains for the remainder of the season. Seniors Hjalte Froholdt, Dre Greenlaw and Santos Ramirez and junior De'Jon Harris were selected by their teammates to serve as captains for the rest of the season. Froholdt has been a mainstay on the offensive line his entire career. Greenlaw is one of the biggest contributors on the Arkansas defense and the SEC's active leading tackler. Ramirez is now a two-time team captain after serving in that roll last season. Harris led the Hogs in tackles a year ago and has been a staple in the middle of the Razorbacks' defense.

### HARRIS & GREENLAW SEC'S TOP TACKLING DUO RETURN

Linebackers De'Jon Harris (115) and Dre Greenlaw (103) combined for 218 total tackles last season to become the SEC's top tackling duo. The pair were the only SEC teammates to accomplish the 100+ tackle feat in 2017 with Harris finishing second in the league and Greenlaw finishing sixth overall. Harris and Greenlaw are one of just two returning pairs of linebackers in the FBS this season that recorded 100+ tackles each last season.

- Harris and Greenlaw were among the leaders in the SEC in tackles with Harris registering seven games of 10+ tackles and Greenlaw collecting six games of 10+ stops.
- Six of Harris' double-digit tackle efforts came in SEC play in 2017.
- Harris' seven double-digit tackle games in 2017 is the most since All-SEC linebacker Martrell Spaight had eight in 2014.
- Harris finished No. 3 in the SEC and No. 29 in the FBS in solo tackles (66).
- Greenlaw has 11 double-digit tackle efforts since 2015.
- With 11 tackles against Coastal Carolina on Nov. 4, Greenlaw eclipsed 200 for his career. He became just the seventh Razorback in the last 10 seasons to accomplish that feat.
- Greenlaw has led or tied for the team lead in tackles 12 times since his freshman season in 2015.

### DECORATED FROHOLDT ANCHORING O-LINE

Senior Hjalte Froholdt is anchoring the offensive line in his final season in Fayetteville. The native of Denmark moved to center during fall camp after starring at left guard and starting 25 straight games. The former defensive lineman was tabbed an All-SEC first teamer by Pro Football Focus, All-SEC third team by Phil Steele and a CoSIDA Academic All-District member in 2017 after not allowing a sack over 389 snaps of pass protection. Froholdt has garnered plenty of preseason accolades:

- Second-team All-American & first-team All-SEC (Phil Steele)
- Second-team All-SEC (SEC media, SEC coaches & Lindy's) // Third-team All-SEC (Athlon)
- Wuerffel Trophy Watch List, Outland Trophy Watch List, Allstate AFCA Good Works Team Nominee
- William V. Campbell Trophy semifinalist

### HARRIS = TACKLING MACHINE

Junior De'Jon "Scoota" Harris was a tackling machine as a sophomore, racking up a team-best 115 tackles last season. Those tackles helped Harris earn All-SEC first team recognition from Pro Football Focus and second-team All-SEC from the Associated Press. He paced the Hogs in tackles for loss (8.5) and sacks (3.5) to become the first Razorback since at least 1973 to lead Arkansas in tackles, tackles for loss and sacks in the same season. Harris enters his junior season with these preseason honors:

- Second-team All-SEC (Phil Steele)
- Third-team All-SEC (SEC media & SEC coaches)
- Bednarik Award Watch List, Bronko Nagurski Award Watch List, Butkus Award Watch List

### WHALEY, HAYDEN ON DOAK WALKER WATCH LIST

Running backs Devwah Whaley and Chase Hayden are among the 62 running backs on the preseason Doak Walker Award watch list to make Arkansas one of three programs with two players on the list. Whaley is the Razorbacks' leading returning rusher after he ran for 559 yards and seven touchdowns on 127 carries while starting 11 of 12 games last season. He carries a six-game streak with at least one touchdown scored, scoring either on the ground or through the air in the Hogs' final six games of 2017. Hayden rushed for 326 yards on 61 carries, scoring four times in seven games of his freshman campaign before a broken leg forced him to miss the final five games.

- Whaley finished last season as the second-leading rusher with 559 yards and seven TDs.
- Tied for the team lead in total touchdowns with eight.
- Scored a touchdown in Arkansas' final six games of 2017.
- Hayden ran for 326 yards (third-most on team) on 61 carries in just seven games as a freshman in 2017.
- Tabbed SEC Freshman of the Week after the opener, when he ran for a game-high 120 yards on 14 carries in his collegiate debut against Florida A&M.
- Darren McFadden is the only Razorback to win the award, doing it in back-to-back years (2006 & 2007).

### YOUNG HOGS

The Razorbacks' roster has 75 underclassmen, the second-most in the Southeastern Conference. Only Georgia's 87 underclassmen outrank the Hogs in the league. With 75 underclassmen on the roster, that equates to 62% of the Razorbacks' roster as freshmen and sophomores. Arkansas is one of 39 schools in the FBS with underclassmen making up 60+% of the roster and one of six SEC rosters with that distinction (Georgia, Kentucky, Missouri, Auburn, South Carolina).

## SEC STANDINGS

### EASTERN DIVISION

Team	OVR	SEC	Home	Road	Strk
Florida	6-1	4-1	3-1	3-0	W5
Georgia	6-1	4-1	4-0	2-1	L1
Kentucky	6-1	4-1	5-0	1-1	W1
S. Carolina	3-3	2-3	2-2	1-1	L1
Tennessee	3-4	1-3	2-2	1-1	L1
Missouri	4-3	0-3	3-1	1-2	W1
Vanderbilt	3-5	0-4	3-2	0-3	L3

### WESTERN DIVISION

Team	OVR	SEC	Home	Road	Strk
Alabama	8-0	5-0	4-0	3-0	W8
LSU	7-1	4-1	5-0	1-1	W2
Texas A&M	5-2	3-1	3-1	1-1	W3
Auburn	5-3	2-3	3-2	1-1	W1
Ole Miss	5-3	1-3	3-2	1-1	L1
Mississippi State	4-3	1-3	3-1	1-2	L1
Arkansas	2-6	0-4	2-3	0-2	W1

### THIS WEEK IN THE SEC

#### Saturday, October 27

Vanderbilt at Arkansas | 11 a.m. | SEC Network  
 Florida vs. Georgia | 2:30 p.m. | CBS  
 Kentucky at Missouri | 3 p.m. | SEC Network  
 Texas A&M at Mississippi State | 6 p.m. | ESPN  
 Tennessee at South Carolina | 6:30 p.m. | SEC Network

### NEXT WEEK IN THE SEC

#### Saturday, November 3

Alabama at LSU  
 Georgia at Kentucky  
 Missouri at Florida  
 Texas A&M at Auburn  
 Louisiana Tech at Mississippi State  
 South Carolina at Ole Miss  
 Charlotte at Tennessee

*All times Central*

### HJALTE FROHOLDT



## MISCELLANEOUS OFFENSE STATS

### GAMES WITH A RECEPTION

Player	2014	2015	2016	2017	2018	Career
Jarrold Barnes	--	--	--	1	0	1
Rakeem Boyd	--	--	--	--	7	7
Austin Cantrell	--	--	10	8	5	23
Jared Cornelius	8	8	10	3	3	32
Gary Cross	--	--	--	1	0	1
Grayson Gunter	--	--	1	--	3	4
Chase Hayden	--	--	--	1	5	6
T.J. Hammonds	--	--	0	1	3	4
Chase Harrell	--	--	--	--	1	1
Hayden Johnson	--	--	2	3	0	5
Jordan Jones	--	--	--	9	6	15
Tyson Morris	--	--	--	--	1	1
Cheyenne O'Grady	--	--	2	9	4	15
Jeremy Patton	--	--	--	5	4	9
LaMichael Pettway	--	--	1	6	7	14
Deon Stewart	--	--	2	10	7	19
Ty Storey	--	--	0	0	1	1
De'Vion Warren	--	--	--	1	2	3
Devwah Whaley	--	--	5	5	3	13
Mike Woods	--	--	--	--	5	5

### 5+ RECEPTIONS

Player	2015	2016	2017	2018	Career
Rakeem Boyd	--	--	--	1	1
Jared Cornelius	1	2	--	0	3
Jordan Jones	--	--	--	1	1
Cheyenne O'Grady	--	0	0	1	1
LaMichael Pettway	--	--	--	1	1
Deon Stewart	--	0	2	0	2

### 20+ YARD RECEPTION

Player	2014	2015	2016	2017	2018	Career
Jarrold Barnes	--	--	--	1	--	1
Rakeem Boyd	--	--	--	--	3	3
Austin Cantrell	--	--	1	1	2	4
Jared Cornelius	2	6	11	--	0	19
Grayson Gunter	--	--	1	--	0	1
T.J. Hammonds	--	--	0	1	1	2
Chase Harrell	--	--	--	--	1	1
Chase Hayden	--	--	--	1	1	2
Jordan Jones	--	--	--	3	2	5
Cheyenne O'Grady	--	--	2	--	4	6
Jeremy Patton	--	--	--	5	0	5
LaMichael Pettway	--	--	0	1	5	6
Deon Stewart	--	--	--	3	2	5
Devwah Whaley	--	--	4	1	0	5
Mike Woods	--	--	--	--	3	3

### 40+ YARD RECEPTION

Player	2015	2016	2017	2018	Career
Austin Cantrell	--	--	--	1	1
Jared Cornelius	1	1	--	0	2
T.J. Hammonds	--	0	1	1	2
Jordan Jones	--	--	3	2	5
LaMichael Pettway	--	--	--	1	1
Devwah Whaley	--	1	--	0	1

### FIRST DOWN RECEPTIONS

Player	2014	2015	2016	2017	2018	Career
Jarrold Barnes	--	--	--	1	--	1
Rakeem Boyd	--	--	--	--	5	5
Austin Cantrell	--	--	3	5	6	14
Jared Cornelius	11	20	21	2	5	59
Grayson Gunter	--	--	1	--	3	4
T.J. Hammonds	--	--	0	1	2	3
Chase Harrell	--	--	--	--	2	2
Chase Hayden	--	--	--	1	2	3
Hayden Johnson	--	--	1	2	0	3
Jordan Jones	--	--	--	12	6	18
Tyson Morris	--	--	--	--	1	1
Cheyenne O'Grady	--	--	2	10	9	21
Jeremy Patton	--	--	--	7	2	9
LaMichael Pettway	--	--	0	3	12	15
Deon Stewart	--	--	1	20	4	25
De'Vion Warren	--	--	--	0	1	1
Devwah Whaley	--	--	5	3	1	9
Mike Woods	--	--	--	--	6	6

### 100 YARDS RECEIVING

Player	2015	2016	2017	2018	Career
Jared Cornelius	--	3	--	--	3
Jordan Jones	--	--	1	1	2

### GAMES WITH A RECEIVING TD

Player	2014	2015	2016	2017	2018	Career
Austin Cantrell	--	--	2	--	1	3
Jared Cornelius	2	3	3	1	0	9
Grayson Gunter	--	--	0	--	1	1
T.J. Hammonds	--	--	0	1	1	2
Jordan Jones	--	--	--	3	1	4
LaMichael Pettway	--	--	1	--	3	4
Cheyenne O'Grady	--	--	1	2	2	5
Deon Stewart	--	--	--	3	0	3
De'Vion Warren	--	--	--	0	1	1
Devwah Whaley	--	--	0	1	0	1
Mike Woods	--	--	--	--	1	1

### GAMES WITH MULTIPLE RECEIVING TDS

Player	2015	2016	2017	2018	Career
Jared Cornelius	--	1	--	0	1
Cheyenne O'Grady	--	0	0	1	1
LaMichael Pettway	--	--	--	1	1

### 10+ YARD RUNS

Player	2014	2015	2016	2017	2018	Career
Rakeem Boyd	--	--	--	--	12	12
Jared Cornelius	1	3	1	--	0	5
T.J. Hammonds	--	--	3	9	1	13
Chase Hayden	--	--	--	9	4	13
John Stephen Jones	--	--	--	--	1	1
Jordan Jones	--	--	--	2	0	2
Cole Kelley	--	--	--	6	1	7
Connor Noland	--	--	--	--	2	2
Ty Storey	--	--	--	--	10	10
Devwah Whaley	--	--	19	12	10	41
Maleek Williams	--	--	--	--	1	1

### 20+ YARD RUNS

Player	2015	2016	2017	2018	Career
Rakeem Boyd	--	--	--	6	6
Jared Cornelius	1	--	--	0	1
T.J. Hammonds	--	1	4	0	5
Chase Hayden	--	--	2	0	2
Jordan Jones	--	--	2	0	2
Cole Kelley	--	--	0	1	1
Ty Storey	--	0	0	1	1
Devwah Whaley	--	3	5	0	8
Maleek Williams	--	--	--	1	1

### RUSHING FIRST DOWNS

Player	2014	2015	2016	2017	2018	Career
Rakeem Boyd	--	--	--	--	19	19
Austin Cantrell	--	--	0	1	0	1
Jared Cornelius	1	3	3	0	0	7
T.J. Hammonds	--	--	4	9	1	14
Chase Hayden	--	--	--	17	8	25
Jordan Jones	--	--	--	2	0	2
Cole Kelley	--	--	--	16	8	24
Connor Noland	--	--	--	--	2	2
Ty Storey	--	--	0	0	11	11
Devwah Whaley	--	--	28	28	18	74
Maleek Williams	--	--	--	--	3	3

### 100 YARDS RUSHING

Player	2015	2016	2017	2018	Career
Rakeem Boyd	--	--	--	2	2
T.J. Hammonds	--	0	1	0	1
Chase Hayden	--	--	1	0	1
Devwah Whaley	--	2	1	1	4

### GAMES WITH A RUSHING TD

Player	2015	2016	2017	2018	Career
Rakeem Boyd	--	--	--	1	1
Austin Cantrell	--	0	1	0	1
Jared Cornelius	2	1	--	0	3
T.J. Hammonds	--	1	1	0	2
Chase Hayden	--	--	3	0	3
Cole Kelley	--	--	2	2	4
Ty Storey	--	--	--	1	1
Devwah Whaley	--	3	6	2	11
Maleek Williams	--	--	--	2	2

### GAMES WITH MULTIPLE RUSHING TDS

Player	2015	2016	2017	2018	Career
Chase Hayden	--	--	1	0	1



## MISC. DEFENSE STATS

### DOUBLE-DIGIT TACKLES

Player	2015	2016	2017	2018	Career
Dre Greenlaw	4	1	5	3	13
De'Jon Harris	--	1	7	5	13
Santos Ramirez	0	0	1	4	5
Kevin Richardson	2	--	--	0	2

### TEAM LEADER IN TACKLES (Ties included)

Player	2015	2016	2017	2018	Career
Kamren Curl	--	--	1	1	2
Dre Greenlaw	5	2	4	2	13
De'Jon Harris	--	2	7	4	13
Grant Morgan	--	--	1	0	1
Ryan Pulley	--	1	--	0	1
Santos Ramirez	0	2	2	1	5
Kevin Richardson	2	1	--	0	3

### GAMES WITH A SACK (Half sacks included)

Player	2015	2016	2017	2018	Career
McTelvin Agim	--	3	2	2	7
Austin Capps	--	1	2	0	3
Dre Greenlaw	1	0	1	2	4
De'Jon Harris	--	1	4	2	7
D'Vone McClure	--	--	0	1	1
Derrick Munson	--	--	--	1	1
Ryan Pulley	0	0	0	1	1
Randy Ramsey	--	3	2	2	7
T.J. Smith	--	0	2	2	4
Briston Guidry	--	0	1	1	2
Armon Watts	0	0	0	5	5
Michael Taylor	--	--	0	1	1

### MULTIPLE SACKS (1.5 sacks or more)

Player	2015	2016	2017	2018	Career
McTelvin Agim	--	0	0	1	1

## MONEY PLAYS

NOTE: Money plays are defined as plays resulting in a first down or a touchdown.

### Money Rushers

	1st	TD	No	Att
Devwah Whaley	18	2	20	65
Rakeem Boyd	19	1	19	75
Ty Storey	11	1	12	37
Cole Kelley	8	3	11	26
Chase Hayden	8	0	8	50
Maleek Williams	3	2	4	20
Connor Noland	2	0	2	7
TJ Hammonds	1	0	1	10
<b>TOTALS</b>	<b>70</b>	<b>9</b>	<b>77</b>	<b>302</b>

### 1st Down

	1st	TD	No	Att
Rakeem Boyd	7	1	7	51
Devwah Whaley	5	1	6	40
Ty Storey	5	0	5	14
Chase Hayden	3	0	3	32
Cole Kelley	1	1	2	8
TJ Hammonds	1	0	1	5
Maleek Williams	1	1	1	10
<b>TOTALS</b>	<b>23</b>	<b>4</b>	<b>25</b>	<b>170</b>

### 2nd Down

	1st	TD	No	Att
Devwah Whaley	11	0	11	22
Rakeem Boyd	11	0	11	22
Ty Storey	5	1	6	17
Chase Hayden	3	0	3	16
Cole Kelley	1	1	2	8
Maleek Williams	1	1	2	7
<b>TOTALS</b>	<b>32</b>	<b>3</b>	<b>35</b>	<b>97</b>

### 3rd Down

	1st	TD	No	Att
Cole Kelley	4	1	5	8
Devwah Whaley	2	1	3	3
Chase Hayden	2	0	2	2
Connor Noland	2	0	2	4
Maleek Williams	1	0	1	3
Rakeem Boyd	1	0	1	1
Ty Storey	1	0	1	6
<b>TOTALS</b>	<b>13</b>	<b>2</b>	<b>15</b>	<b>32</b>

### 4th Down

	1st	TD	No	Att
Cole Kelley	2	0	2	2
<b>TOTALS</b>	<b>2</b>	<b>0</b>	<b>2</b>	<b>3</b>

### Money Receptions

	1st	TD	No	Rec
LaMichael Pettway	12	4	12	19
Cheyenne O'Grady	9	3	11	15
Mike Woods	6	1	6	11
Austin Cantrell	6	1	6	7
Jordan Jones	6	1	6	13
Rakeem Boyd	5	0	5	18
Jared Cornelius	5	0	5	5
Deon Stewart	4	0	4	9
Grayson Gunter	3	1	3	3
Jeremy Patton	2	0	2	5
Chase Harrell	2	0	2	4
Chase Hayden	2	0	2	6
TJ Hammonds	2	1	2	4
Tyson Morris	1	0	1	1
De'Vion Warren	1	1	1	3
Devwah Whaley	1	0	1	5
<b>TOTALS</b>	<b>68</b>	<b>13</b>	<b>70</b>	<b>131</b>

### 1st Down

	1st	TD	No	Rec
LaMichael Pettway	5	2	5	7
TJ Hammonds	2	1	2	2
Jordan Jones	2	1	2	6
Mike Woods	2	1	2	5
Grayson Gunter	1	0	1	1
Deon Stewart	1	0	1	4
Jared Cornelius	1	0	1	1
Austin Cantrell	1	0	1	1
Cheyenne O'Grady	1	0	1	4
Rakeem Boyd	1	0	1	4
<b>TOTALS</b>	<b>18</b>	<b>5</b>	<b>18</b>	<b>39</b>

### 2nd Down

	1st	TD	No	Rec
Cheyenne O'Grady	7	2	8	9
LaMichael Pettway	5	2	5	9
Rakeem Boyd	3	0	3	9
Mike Woods	3	0	3	4
Austin Cantrell	3	0	3	4
Chase Hayden	2	0	2	6
Jeremy Patton	2	0	2	4
De'Vion Warren	1	1	1	2
Jared Cornelius	1	0	1	1
Deon Stewart	1	0	1	2
Jordan Jones	1	0	1	4
Devwah Whaley	1	0	1	3
<b>TOTALS</b>	<b>30</b>	<b>5</b>	<b>31</b>	<b>61</b>

### 3rd Down

	1st	TD	No	Rec
Jordan Jones	3	0	3	3
Jared Cornelius	3	0	3	3
Grayson Gunter	2	1	2	2
Austin Cantrell	2	1	2	2
Cheyenne O'Grady	1	1	2	2
Chase Harrell	2	0	2	2
LaMichael Pettway	2	0	2	3
Deon Stewart	2	0	2	3
Mike Woods	1	0	1	2
Tyson Morris	1	0	1	1
Rakeem Boyd	1	0	1	5
<b>TOTALS</b>	<b>20</b>	<b>3</b>	<b>21</b>	<b>31</b>

## 20+ YARD BREAKDOWN

### BY YARDS

Yards	No.	TD
100+	0	0
90-99	0	0
80-89	0	0
70-79	1	0
60-69	4	3
50-59	1	1
40-49	5	2
30-39	14	2
20-29	22	2
<b>TOTAL</b>	<b>47</b>	<b>10</b>

### BY TYPE

Type	No.	TD
Rushing	9	2
Passing	25	8
Punt returns	2	0
Kick returns	10	0
Interceptions	0	0
Fumble returns	1	0
Other	0	0
<b>TOTAL</b>	<b>47</b>	<b>10</b>

### BY PLAYER

Player	No.	TD	R	P	KR	PR	IR	FR
Rakeem Boyd	9	1	6	3	0	0	0	0
De'Vion Warren	7	0	0	0	7	0	0	0
LaMichael Pettway	5	3	0	5	0	0	0	0
Deon Stewart	5	0	0	2	1	2	0	0
Cheyenne O'Grady	4	1	0	4	0	0	0	0
Mike Woods	3	1	0	3	0	0	0	0
Austin Cantrell	2	1	0	2	0	0	0	0
Jordan Jones	2	1	0	2	0	0	0	0
TJ Hammonds	1	1	0	1	0	0	0	0
Maleek Williams	1	1	1	0	0	0	0	0
Bumper Pool	1	0	0	0	0	0	0	1
Ty Storey	1	0	1	0	0	0	0	0
Chase Hayden	1	0	0	1	0	0	0	0
Cole Kelley	1	0	1	0	0	0	0	0
Gary Cross	1	0	0	0	1	0	0	0
Chase Harrell	1	0	0	1	0	0	0	0
Britto Tutt	1	0	0	0	1	0	0	0
<b>TOTAL</b>	<b>47</b>	<b>10</b>	<b>9</b>	<b>25</b>	<b>10</b>	<b>2</b>	<b>0</b>	<b>1</b>

## ARKANSAS 20+ YARD PLAYS

Yards	Type	Player(s)	Opponent
78	KR	De'Vion Warren	Alabama
*69	Rush	Rakeem Boyd	Ole Miss
*68	Rush	Maleek Williams	North Texas
*64	Pass	TJ Hammonds from Cole Kelley	Colorado State
60	FR	Bumper Pool	Eastern Illinois
*57	Pass	Jordan Jones from Ty Storey	Eastern Illinois
*48	Pass	LaMichael Pettway from Ty Storey	Eastern Illinois
46	Pass	Jordan Jones from Ty Storey	Eastern Illinois
45	PR	Deon Stewart	Colorado State
45	Rush	Rakeem Boyd	Auburn
*42	Pass	Austin Cantrell from Cole Kelley	Eastern Illinois
*39	Pass	LaMichael Pettway from Cole Kelley	Ole Miss
*39	Pass	Cheyenne O'Grady from Ty Storey	Ole Miss
38	Pass	Rakeem Boyd from Ty Storey	Ole Miss
37	Pass	Deon Stewart from Ty Storey	Alabama
36	Rush	Rakeem Boyd	Colorado State
36	Pass	Chase Harrell from Ty Storey	Eastern Illinois
36	Pass	Cheyenne O'Grady from Ty Storey	Texas A&M
34	KR	De'Vion Warren	Eastern Illinois
33	Pass	Rakeem Boyd from Ty Storey	Auburn
33	KR	De'Vion Warren	Ole Miss
32	Pass	Deon Stewart from Ty Storey	Auburn
32	Rush	Rakeem Boyd	Alabama
31	Rush	Rakeem Boyd	Alabama
30	Pass	LaMichael Pettway from Connor Noland	Tulsa
*29	Pass	Mike Woods from Ty Storey	Texas A&M
29	PR	Deon Stewart	Tulsa
27	KR	De'Vion Warren	Eastern Illinois
26	Pass	Deon Stewart from Cole Kelley	Colorado State
26	KR	Britto Tutt	North Texas
25	Rush	Rakeem Boyd	Texas A&M
25	Pass	Mike Woods from Cole Kelley	North Texas
*25	Pass	LaMichael Pettway from Cole Kelley	Colorado State
24	Pass	Cheyenne O'Grady from Ty Storey	Texas A&M
23	Pass	Austin Cantrell from Connor Noland	Tulsa
23	KR	De'Vion Warren	Colorado State
23	Rush	Ty Storey	Ole Miss
21	Pass	LaMichael Pettway from Cole Kelley	Ole Miss
21	Pass	Mike Woods from Ty Storey	Texas A&M
21	KR	De'Vion Warren	Eastern Illinois
21	Pass	Rakeem Boyd from Ty Storey	Alabama
20	Pass	Chase Hayden from Ty Storey	Alabama
20	Pass	Cheyenne O'Grady from Connor Noland	Tulsa
20	Rush	Cole Kelley	Tulsa
20	KR	Gary Cross	North Texas
20	KR	De'Vion Warren	Eastern Illinois
20	KR	Deon Stewart	Auburn

\* Touchdown scored on play

## NEED TO KNOW INFO

Opponent	Captains	Length	Coin Toss	Kick/Receive	Helmet/Jersey/Pants	Attendance	1st Poss.	Opp. 1st Poss.	Result
Eastern Illinois	Cornelius, Froholdt, Greenlaw, Ramirez, Harris	3:22	EIU	ARK Kick	White/White/White	63,342	FG	FUM	W 55-20
at Colorado St.	Patton, Taylor, Wallace, Watts	3:37	CSU	ARK Receive	Chrome/White/White	31,894	INT	FG	L 34-27
North Texas	Agim, Dalton, Malone, Nance	3:53	UNT	ARK Receive	Cardinal/Cardinal/White	62,355	PUNT	PUNT	L 44-17
at Auburn	Cornelius, Froholdt, Ramirez, Ramsey	3:15	AUB	ARK Receive	Cardinal/White/Cardinal	84,188	PUNT	TD	L 34-3
vs. Texas A&M	Froholdt, Greenlaw, Harris, Ramirez	3:17	ARK	ARK Kick	Cardinal/White/White	55,383	PUNT	TD	L 24-17
Alabama	Froholdt, Greenlaw, Harris, Ramirez	3:17	ALA	ARK Kick	Cardinal/Cardinal/White	64,974	FUM	TD	L 65-31
Ole Miss (LR)	Froholdt, Greenlaw, Harris, Ramirez	3:30	ARK	ARK Kick	White/Cardinal/White	51,438	FG	FG	L 37-33
Tulsa	Froholdt, Greenlaw, Harris, Ramirez	3:08	TUL	ARK Receive	Cardinal/Cardinal/White	56,691	INT	FGA	W 23-0
Vanderbilt									
LSU									
at Mississippi St.									
at Missouri									

# HEAD COACH CHAD MORRIS

## THE MORRIS TEMPO

46,975

Yards of total offense Chad Morris' offenses have racked up over last 8 years, averaging 460.5 yards per game

3,611

Total points - 35.4 points per game - over last eight seasons

431

Total touchdowns (242 passing, 189 rushing) over last eight seasons

40

Averaged 40+ points per game in four seasons, at least once at Tulsa, Clemson & SMU

19

Games with 50+ points and 42 games with 40+ points

10

Finish nationally in scoring offense four times

5

Passed for 3,000+ yards and rushed for 2,000+ yards in the same season five times

### COACHING HISTORY

2018-Pres.	Arkansas - Head Coach
2015-17	SMU - Head Coach
2011-14	Clemson - Offensive Coordinator/QBs
2010	Tulsa - Associate Head Coach/OC/QBs
2008-09	Lake Travis (Texas) HS - Head Coach
2003-07	Stephenville (Texas) HS - Head Coach
2000-02	Bay City (Texas) HS - Head Coach
1998-99	Elysian Fields (Texas) HS - Head Coach
1994-97	Eustace (Texas) HS - Head Coach

### POSTSEASON EXPERIENCE

HEAD COACH	
SMU	2017 Frisco Bowl

### ASSISTANT COACH

Clemson	2014 Russell Athletic Bowl
	2013 Orange Bowl
	2012 Chick-fil-a Bowl
	2011 Orange Bowl
Tulsa	2010 Hawaii Bowl

## MORRIS TAKES OVER ON THE HILL

### SMU TURNAROUND

During his three seasons at SMU (2015-17), Morris used his Texas recruiting roots and offensive prowess to take the Mustangs from a 1-11 campaign in 2013 before he took over to the program's first bowl bid since 2012 with a 7-5 mark last season.

Morris' offensive scheme was exactly what SMU needed, as it increased the team's scoring output by 16.7 points per game in his first season - the second-largest increase in the nation in 2015. Even more impressive, Morris inherited an offense that ranked last (128th) in the FBS in scoring in 2014 (11.8) and turned it into the nation's eighth-highest scoring offense (40.1) in 2017.

The 2017 SMU offense marked the fourth time and third different program that Morris has either been the head coach or offensive coordinator of that has finished in the top 10 in the FBS in scoring average at more than 40 points per game. The Mustangs are one just two FBS teams that featured a 3,000-yard passer, 1,000-yard rusher and multiple 1,000-yard receivers in 2017.

### CLEMSON OFFENSIVE EXPLOSION

Morris' impact during his four years at Clemson as offensive coordinator helped result in a 41-11 record, the 2011 ACC Championship and four bowl berths, including two BCS Orange Bowl appearances. Under Morris' scheme, the Tigers established 127 offensive records (89 individual/38 team) and posted the top three scoring seasons in school history, as well as four of the top five passing seasons at Clemson.

The Clemson offense in its second season under Morris with ACC Player of the Year Tajh Boyd at quarterback set school records for total yards per game (512.7) and points per game (41.0), ranking sixth in the nation in scoring and ninth in the nation in total offense. The 2013 squad backed up those numbers with 508.5 yards and 40.2 points per game, figures that ranked ninth and eighth nationally.

Morris' record-setting offense in 2012 and 2013 marked the first time in ACC history that an active member of the conference had averaged more than 40 points per game in back-to-back seasons. Clemson was also one of just two FBS schools with a 3,000-yard passer, 1,000-yard rusher and 1,000-yard receiver every year from 2011-13.

For his work, Morris was named AFCA National Assistant Coach of the Year and one of five finalists for National Offensive Coordinator of the Year by 247Sports.com in 2013, and the National Offensive Coordinator of the Year by Rivals.com in 2011.

Morris' offensive brilliance also helped attract and develop some of the best offensive players in Clemson history into current NFL stars. From the 2012 NFL Draft to 2015 NFL Draft, Morris saw seven of his offensive players drafted, including four wide receivers, tied for the most from any school over that span. Included in the quartet of wide receivers drafted were first round picks DeAndre Hopkins (Houston Texans) and Sammy Watkins (Los Angeles Rams). Morris also recruited 2015 All-Americans Deshaun Watson and Shaq Lawson, who both went on to be first round NFL draft picks.

### INSTANT IMPACT

After a legendary 16 years as a head coach on the Texas prep level, Morris' collegiate debut came as the associate head coach/offensive coordinator at Tulsa in 2010. In his one season as offensive coordinator working specifically with the quarterbacks, Morris helped the Golden Hurricane average 41.4 points per game, good for sixth nationally, and finish with seven straight wins for a 10-3 record following a 5-7 mark in 2009. Tulsa scored 40 or more points seven times, including 50+ in four games, and finished as one of five FBS teams with over 30 rushing and 30 passing touchdowns.

### TEXAS LEGEND

A native of Dallas, Morris became a legend in the state of Texas during his 16 years as a head coach at the high school level, posting a 169-38 record overall and winning back-to-back undefeated state championships in his final two seasons at Lake Travis High School. Over his 16 seasons, Morris led six of his teams to the Texas State Championship game, highlighted by three titles, and he earned Coach of the Year honors 11 times.

Morris earned his bachelor's degree in mathematics with a minor in statistics from Texas A&M University in 1992. He and his wife, Paula, have two children, daughter Mackenzie and son Chandler.





# BESTS UNDER MORRIS

## RECORD WHEN ...

Scoring First .....	11-13
Opponent Scores First .....	5-15
Leading After 1st Quarter .....	11-10
Leading At Halftime .....	15-2
Leading After 3rd Quarter .....	11-1
Scoring 21+ Points .....	15-20
Scoring 30+ Points .....	14-11
Scoring 40+ Points .....	8-5
Scoring 50+ Points .....	4-0
400+ Yards Total Offense .....	14-15
500+ Yards Total Offense .....	4-3
200+ Rushing Yards .....	9-6
300+ Rushing Yards .....	2-1
200+ Passing Yards .....	13-20
300+ Passing Yards .....	6-6
20+ First Downs .....	12-19
40 percent+ 3rd-Down Conv. ....	12-11
2 or Fewer Turnovers .....	13-18
Less than 14 Points Allowed .....	2-0
Less than 21 Points Allowed .....	5-0
300 or Less Yds Total Off Allowed .....	4-1
150 or Less Rush Yds Allowed .....	10-3
100 or Less Rush Yds Allowed .....	6-3
150 or Less Pass Yds Allowed .....	4-6
100 or Less Pass Yds Allowed .....	0-2
15 or Less 1st Downs Allowed .....	3-2
2+ Turnovers Forced .....	11-12
More Rush Yards .....	11-5
More Pass Yards .....	10-11
Fewer Turnovers .....	12-7
More Time of Possession .....	10-14
More First Downs .....	9-7
Fewer Penalties .....	10-15
1 Penalty .....	0-1
2-5 Penalties .....	6-15
6-9 Penalties .....	7-10
10+ Penalties .....	3-1
Special Teams Touchdown .....	1-2
100-Yard Rusher .....	8-9
200-Yard Passer .....	11-16
100-Yd Rusher+200-Yd Passer .....	5-5

## VS. ALL-TIME OPPONENTS

Team	Record
Alabama	0-1
Arkansas State	1-0
Auburn	0-1
Baylor	0-2
UCF	0-1
Cincinnati	1-0
Colorado State	0-1
Connecticut	1-0
East Carolina	1-1
Eastern Illinois	1-0
Houston	1-2
James Madison	0-1
Liberty	1-0
Memphis	0-3
Ole Miss	0-1
Navy	0-3
North Texas	3-1
USF	0-2
Stephen F. Austin	1-0
Temple	0-2
Texas A&M	0-1
TCU	0-3
Tulane	3-0
Tulsa	2-2
<b>Overall Record</b>	<b>16-28</b>

## VS. CONFERENCES

Team	Record
American	9-16
Big 12	0-5
Big South	1-0
CAA	0-1
C-USA	3-1
Mountain West	0-1
Ohio Valley	1-0
Southeastern	0-4
Southland	1-0
Sun Belt	1-0

# BESTS UNDER MORRIS

## OFFENSE: TEAM

### Total Points

1. 58 SMU vs. Stephen F. Austin (9/2/17)
2. **55 Arkansas vs. Eastern Illinois (9/2/18)**  
SMU at East Carolina (11/12/16)
4. 54 SMU vs. North Texas (9/09/17)
5. 49 SMU vs. UCONN (9/30/17)  
SMU vs. Tulane (11/21/15)
7. 45 SMU at Memphis (11/18/17)  
SMU vs. James Madison (9/26/15)
9. 44 SMU vs. Arkansas State (9/23/17)

### Total Offensive Yards

1. 581 SMU vs. Tulsa (10/27/17)
2. 578 SMU vs. South Florida (11/19/16)
3. 577 SMU vs. Arkansas State (9/23/17)
4. 572 SMU at North Texas (9/3/16)
5. 544 SMU at Houston (10/7/17)
6. 518 SMU vs. Tulane (11/21/15)
7. 508 SMU at TCU (9/19/15)
8. 498 SMU vs. UCONN (9/30/17)

### Total Offensive Plays

1. 89 SMU vs. South Florida (11/19/16)  
SMU vs. Central Florida (11/4/17)
3. 87 SMU at Tulsa (10/7/16)
4. 86 SMU vs. Arkansas State (9/23/17)
5. 85 SMU at Houston (10/7/17)
6. 83 SMU vs. Navy (11/26/16)
7. 82 SMU at Baylor (9/10/16)
8. 81 SMU at Cincinnati (10/21/17)

### Rushing Attempts

1. 54 SMU vs. Baylor (9/4/15)  
SMU vs. Arkansas State (9/23/17)
3. **53 Arkansas vs. Tulsa (10/20/18)**  
**Arkansas at Colorado State (9/8/18)**  
SMU vs. North Texas (9/12/15)
5. **48 Arkansas vs. Ole Miss (10/13/18)**  
SMU vs. Stephen F. Austin (9/2/17)  
SMU at TCU (9/19/15)
8. 47 (4x) last SMU vs. Liberty (9/17/16)

### Rushing Yards

1. 323 SMU vs. Tulane (11/21/15)
2. 311 SMU vs. Arkansas State (9/23/17)
3. **300 Arkansas vs. Ole Miss (10/13/18)**
4. **299 Arkansas at Colorado State (9/8/18)**  
SMU vs. Liberty (9/17/16)
5. 286 SMU vs. North Texas (9/12/15)
6. 273 SMU at North Texas (9/3/16)
7. 272 SMU at North Texas (9/3/16)
8. 259 SMU at Memphis (11/18/17)
9. 243 SMU vs. Stephen F. Austin (9/2/17)

### Rushing Touchdowns

1. 6 SMU vs. Tulane (11/21/15)
2. 5 SMU vs. James Madison (9/26/15)
3. 4 SMU vs. Arkansas State (9/23/17)
4. 3 (6x) last SMU vs. UCONN (9/30/17)

### Pass Completions

1. 41 SMU at Houston (10/7/17)
2. 31 SMU vs. Navy (11/26/16)
3. 29 SMU at Tulsa (10/7/16)
4. 27 SMU vs. UCONN (9/30/17)
5. 27 SMU vs. Central Florida (11/4/17)
6. 26 SMU at Cincinnati (10/21/17)
7. **26 Arkansas vs. Alabama (10/6/18)**  
SMU at South Florida (11/16/16)
9. 24 SMU vs. Tulane (11/25/17)

### Pass Attempts

1. 59 SMU at Houston (10/7/17)
2. 52 SMU at Tulsa (10/7/16)  
SMU vs. Central Florida (11/04/17)
4. 46 SMU vs. Tulsa (10/31/15)  
SMU vs. Navy (11/26/16)
6. **45 Arkansas vs. North Texas (9/15/18)**
7. 44 SMU at Temple (10/1/16)  
SMU at Baylor (9/10/16)
9. 42 SMU vs. South Florida (11/19/16)

### Passing Yards

1. 423 SMU vs. South Florida (11/19/16)
2. 397 SMU at Houston (10/7/17)
3. 394 SMU vs. North Texas (9/9/17)
4. 375 SMU vs. Tulane (11/25/17)
5. 366 SMU vs. Tulsa (10/27/17)
6. **353 Arkansas vs. Eastern Illinois (9/2/18)**  
SMU at TCU (9/16/17)
8. 331 SMU vs. Navy (11/26/16)
9. 330 SMU at TCU (9/19/15)

### Passing Touchdowns

1. 5 SMU vs. North Texas (9/9/17)
2. **4 (6x) last Arkansas vs. Eastern Illinois (9/2/18)**

### First Downs

1. 31 SMU vs. Arkansas State (9/23/17)
2. 30 SMU vs. Houston (10/7/17)
3. 28 (3x) last vs. South Florida (11/19/16)
6. **27 (3x) last Arkansas vs. Ole Miss (10/13/18)**

## DEFENSE: TEAM

### Fewest Total Yards Allowed

1. 219 SMU vs. Stephen F. Austin (9/2/17)
2. **225 Arkansas at Auburn (9/22/18)**  
SMU vs. North Texas (9/12/15)
4. **260 Arkansas vs. Tulsa (10/20/18)**
5. 280 SMU vs. Liberty (9/17/16)
6. 303 SMU vs. Houston (10/22/16)
7. 328 SMU vs. Tulane (11/21/15)
8. 352 SMU at South Florida (10/24/15)
9. **357 Arkansas vs. Eastern Illinois (9/2/18)**  
SMU vs. Louisiana Tech (12/20/17)

### Fewest Rushing Yards Allowed

1. **40 Arkansas at Colorado State (9/8/18)**
2. 62 SMU vs. Houston (10/22/16)
3. 69 SMU vs. North Texas (9/9/17)
4. 75 SMU vs. Stephen F. Austin (9/2/17)
5. 83 SMU at North Texas (9/3/16)
6. **91 Arkansas at Auburn (9/22/18)**  
SMU vs. Liberty (9/17/16)
8. 112 SMU vs. North Texas (9/12/15)
9. **127 Arkansas vs. Eastern Illinois (9/2/18)**
10. **133 Arkansas vs. Tulsa (10/20/18)**

### Fewest Passing Yards Allowed

1. 0 SMU at Navy (11/11/17)
2. 81 SMU at Navy (11/14/15)
3. 97 SMU at South Florida (10/24/15)
4. 104 SMU vs. Navy (11/23/16)
5. 124 SMU at Temple (10/1/16)
6. **127 Arkansas vs. Tulsa (10/20/18)**  
SMU vs. North Texas (9/12/15)  
SMU vs. Tulane (11/21/15)
9. **134 Arkansas at Auburn (9/22/18)**
10. 144 SMU vs. Stephen F. Austin (9/2/17)

### Fewest First Downs Allowed

1. **13 Arkansas at Auburn (9/22/18)**  
SMU vs. Houston (10/22/16)
3. **15 Arkansas vs. Tulsa (10/20/18)**  
SMU vs. Stephen F. Austin (9/2/17)  
SMU at South Florida (10/24/15)
6. 16 SMU vs. Liberty (9/17/16)  
SMU vs. South Florida (11/19/16)
8. 17 (3x) last SMU at Temple (10/1/16)

### Fewest Points Allowed

1. **0 Arkansas vs. Tulsa (10/20/18)**
3. 13 SMU vs. North Texas (9/12/15)
4. 14 SMU vs. Stephen F. Austin (9/2/17)  
SMU vs. Liberty (9/17/16)
6. 16 SMU vs. Houston (10/22/16)
7. 21 (3x) last SMU vs. Arkansas State (9/23/17)

### Sacks

1. 8 SMU vs. UCONN (9/30/17)
2. 7 SMU vs. Houston (10/22/16)
3. **6 Arkansas vs. Tulsa (10/20/18)**
4. 5 SMU at North Texas (9/3/16)  
SMU vs. North Texas (9/9/17)
6. **4 Arkansas at Auburn (9/22/18)**  
SMU at Tulsa (10/7/16)
8. **3 (6x) last Arkansas vs. Texas A&M (9/29/18)**

### Tackles For Loss

1. 13 SMU vs. UCONN (9/30/17)
2. 11 SMU at South Florida (10/24/15)
3. 10 SMU at Houston (10/22/16)  
SMU vs. Memphis (11/5/16)
5. **9 Arkansas at Auburn (9/22/18)**  
SMU at TCU (9/16/17)
7. **8 (5x) last Arkansas vs. Tulsa (10/20/18)**

### Turnovers Forced

1. **5 Arkansas vs. Eastern Illinois (9/2/18)**  
SMU at East Carolina (11/12/16)
3. 4 SMU vs. North Texas (9/12/15)  
SMU vs. Liberty (9/17/16)
5. 3 (7x) last SMU vs. Central Florida (11/4/17)

## OFFENSE: INDIVIDUAL

### Pass Completions

41 Ben Hicks vs. Houston (10/7/17)

### Pass Attempts

58 Ben Hicks vs. Houston (10/7/17)

### Pass Completion % (Min. 10 attempts)

75.0 Ty Storey vs. Ole Miss (10/13/18)

### Passing Yards

397 Ben Hicks vs. Houston (10/7/17)

### Passing Touchdowns

4 Ben Hicks vs. Tulane (11/25/17)  
Ben Hicks vs. Memphis (11/18/17)  
Ben Hicks vs. Navy (11/11/17)  
Ben Hicks vs. UConn (9/30/17)  
Ben Hicks vs. North Texas (9/9/17)

### Passing Interceptions

4 Cole Kelley vs. North Texas (9/15/18)

### Passer Rating (Min. 10 attempts)

257.8 Ty Storey vs. Eastern Illinois (9/1/18)

### Rush Attempts

29 Braeden West vs. South Florida (11/19/16)

### Rushing Yards

220 Braeden West vs. Liberty (9/17/16)

### Rushing Touchdowns

3 Xavier Jones at Tulane (11/21/15)

### Receptions

17 Trey Quinn at Cincinnati (10/21/17)  
Trey Quinn at Houston (10/7/17)

### Receiving Yards

252 Courtland Sutton vs. South Florida (11/19/16)

### Receiving Touchdowns

3 Courtland Sutton at North Texas (9/3/17)

### Total Touchdowns

4 Courtland Sutton vs. North Texas (9/9/17)

## DEFENSE: INDIVIDUAL

### Solo Tackles

12 De'Jon Harris vs. Texas A&M (9/29/18)  
Mikial Onu vs. Tulsa (10/27/17)  
Jonathan Yenga vs. James Madison (9/26/15)

### Total Tackles

16 De'Jon Harris vs. Texas A&M (9/29/18)

### Tackles For Loss

4 Justin Lawler vs. Memphis (11/5/17)  
Kyrin Mitchell vs. UConn (9/30/17)  
Justin Lawler vs. UConn (9/30/17)  
Justin Lawler at North Texas (9/3/16)

### Sacks

4.0 Justin Lawler vs. UConn (9/30/17)

### Interceptions

2 Dre Greenlaw vs. Texas A&M (9/29/18)  
Horace Richardson at East Carolina (11/12/16)  
Jordan Wyatt vs. Liberty (9/17/16)  
Horace Richardson at North Texas (9/3/16)

### Pick Sixes

2 Horace Richardson at East Carolina (11/12/16)

### Fumbles Recovered

2 Chevin Calloway vs. Eastern Illinois (9/1/18)

### Scoop and Scores

1 Jordan Wyatt vs. Stephen F. Austin (9/2/17)

### Fumbles Forced

2 McTelvin Agim vs. Colorado State (9/8/18)  
Andrew McCleneghen vs. North Texas (9/12/15)

## SPECIAL TEAMS: INDIVIDUAL

### Extra Points Made

7 Connor Limpert vs. Eastern Illinois (9/1/18)  
Josh Williams vs. UConn (9/30/17)  
Josh Williams vs. North Texas (9/9/17)  
Josh Williams vs. Stephen F. Austin (9/2/17)  
Chad Hedlund vs. Tulane (11/12/15)

### Field Goals Made

4 Connor Limpert vs. Ole Miss (10/13/18)  
Josh Williams at Tulsa (10/7/16)

### Points Kicking

16 Josh Williams at Tulsa (10/7/16)

### Punt Yards

406 Jamie Sackville at Tulsa (10/7/16)

### Yards Per Punt

50 Jamie Sackville at Houston (10/7/17)

### Kick Return Yards

180 Braeden West vs. Temple (11/6/15)

### Punt Return Yards

45 Deon Stewart at Colorado State (9/8/18)

### Kick Return Touchdown

1 Braeden West vs. Temple (11/6/15)



## 300-YARD PASSING GAMES

Total: 9

397	Ben Hicks at Houston (10/7/17)
380	Ben Hicks vs. South Florida (11/19/16)
375	Ben Hicks vs. Tulane (11/25/17)
338	Ben Hicks vs. Tulsa (10/27/17)
334	Matt Davis at TCU (9/19/15)
331	Ben Hicks vs. Navy (11/26/16)
312	Ben Hicks vs. North Texas (9/9/17)
305	Ben Hicks at TCU (9/16/17)
302	Ben Hicks at Tulane (10/29/16)

## 100-YARD RUSHING GAMES

Total: 21

220	Braeden West vs. Liberty (9/17/16)
177	Xavier Jones at Memphis (11/18/17)
<b>165</b>	<b>Devwah Whaley at Colorado State (9/8/18)</b>
156	Matt Davis vs. Tulane (11/21/15)
146	Xavier Jones vs. Arkansas State (9/23/17)
126	Braeden West at Tulsa (10/7/16)
125	Matt Davis vs. North Texas (9/12/15)
120	Braeden West vs. South Florida (11/19/16)
119	Braeden West at Tulane (10/29/16)
117	Xavier Jones at North Texas (9/3/16)
117	Xavier Jones vs. Tulane (11/21/15)
115	Braeden West vs. Houston (10/22/16)
115	Matt Davis vs. Baylor (9/4/15)
111	Ke'Mon Freeman at East Carolina (11/12/16)
111	Xavier Jones at Navy (11/11/17)
110	Matt Davis at North Texas (9/3/16)
<b>109</b>	<b>Rakeem Boyd vs. Ole Miss (10/13/18)</b>
104	Braeden West at East Carolina (11/12/16)
<b>102</b>	<b>Rakeem Boyd vs. Alabama (10/6/18)</b>
102	Matt Davis vs. Temple (11/6/15)
100	Xavier Jones at Houston (10/7/17)

## MULTIPLE 100-YARD RUSHERS

Total: 3 (Order by date)

111	Ke'Mon Freeman at East Carolina (11/12/16)
104	Braeden West
117	Xavier Jones at North Texas (9/3/16)
110	Matt Davis
156	Matt Davis vs. Tulane (11/21/15)
117	Xavier Jones

## 100-YARD RECEIVING GAMES

Total: 25

252	Courtland Sutton vs. South Florida (11/19/16)
186	Trey Quinn at Cincinnati (10/21/17)
173	James Proche vs. UCF (11/4/17)
166	Courtland Sutton at East Carolina (11/12/16)
165	Courtland Sutton vs. Tulsa (10/31/15)
164	James Proche at Tulane (10/29/16)
163	Courtland Sutton vs. North Texas (9/9/17)
162	Courtland Sutton at North Texas (9/3/16)
160	Courtland Sutton at Houston (10/7/17)
156	Trey Quinn at Houston (10/7/17)
139	Trey Quinn vs. Tulane (11/25/17)
137	Courtland Sutton vs. James Madison (9/26/15)
136	Courtland Sutton vs. Tulsa (10/27/17)
<b>132</b>	<b>Jordan Jones vs. Eastern Illinois (9/2/18)</b>
131	James Proche vs. Arkansas State (9/23/17)
123	Courtland Sutton at Navy (11/11/17)
123	James Proche vs. Tulsa (10/27/17)
116	Trey Quinn vs. UConn (9/30/17)
116	Trey Quinn at TCU (9/16/17)
115	Courtland Sutton at TCU (9/19/15)
113	Courtland Sutton vs. TCU (9/23/16)
112	Courtland Sutton vs. UConn (9/30/17)
112	Courtland Sutton at Baylor (9/10/16)
107	Courtland Sutton vs. Tulane (11/25/17)
101	Trey Quinn vs. Tulsa (10/27/17)

## MULTIPLE 100-YARD RECEIVERS

Total: 4 (Order by date)

139	Trey Quinn vs. Tulane (11/25/17)
107	Courtland Sutton
136	Courtland Sutton vs. Tulsa (10/27/17)
123	James Proche
101	Trey Quinn
160	Courtland Sutton at Houston (10/7/17)
156	Trey Quinn
116	Trey Quinn vs. UConn (9/30/17)
112	Courtland Sutton

## 100-YARD RUSHER & RECEIVER

Total: 6

111	Xavier Jones (rush) at Navy (11/11/17)
123	Courtland Sutton (rec)
146	Xavier Jones (rush) vs. Arkansas State (9/23/17)
131	James Proche (rec)
120	Braeden West (rush) vs. South Florida (11/19/16)
252	Courtland Sutton (rec)
111	Ke'Mon Freeman (rush) at East Carolina (11/12/16)
104	Braeden West (rush)
166	Courtland Sutton (rec)
119	Braeden West (rush) at Tulane (10/29/16)
164	James Proche (rec)
117	Xavier Jones (rush) at North Texas (9/3/16)
110	Matt Davis (rush)
162	Courtland Sutton (rec)

## 300-YARD PASSER / 100-YARD RUSHER

Total: 3

397	Ben Hicks (pass) at Houston (10/7/17)
160	Courtland Sutton (rush)
156	Trey Quinn (rush)
380	Ben Hicks (pass) vs. South Florida (11/19/16)
120	Braeden West (rush)
302	Ben Hicks at Tulane (10/29/16)
119	Braeden West (rush)

## 300 / 100 / 100

Total: 2

380	Ben Hicks (pass) vs. South Florida (11/19/16)
120	Braeden West (rush)
252	Courtland Sutton (rec)
302	Ben Hicks at Tulane (10/29/16)
119	Braeden West (rush)
164	James Proche (rec)

## DEPTH CHART

### OFFENSE

<b>WR (9)</b>	<b>8</b>	<b>Mike Woods</b>	<b>Fr. // 6-1 // 190</b>
	16	La'Michael Pettway	Jr. // 6-2 // 219
	14	Chase Harrell	Jr. // 6-4 // 215
<b>TE (3)</b>	<b>44</b>	<b>Austin Cantrell</b>	<b>Jr. // 6-3 // 263</b>
	85	Cheyenne O'Grady	Jr. // 6-4 // 251
<b>LT</b>	<b>74</b>	<b>Colton Jackson</b>	<b>Jr. // 6-5 // 301</b>
	73	Noah Gatlin	Fr. // 6-7 // 293
<b>LG</b>	<b>51</b>	<b>Hjalte Froholdt</b>	<b>Sr. // 6-5 // 315</b>
	54	Austin Capps	Jr. // 6-4 // 311
<b>C</b>	<b>66</b>	<b>Ty Clary</b>	<b>So. // 6-4 // 288</b>
	57	Shane Clenin	R-Fr. // 6-6 // 302
<b>RG</b>	<b>62</b>	<b>Johnny Gibson</b>	<b>Sr. // 6-4 // 319</b>
	68	Kirby Adcock	R-Fr. // 6-5 // 280
<b>RT</b>	<b>60</b>	<b>Brian Wallace</b>	<b>Sr. // 6-6 // 320</b>
	78	Dalton Wagner	R-Fr. // 6-9 // 302
<b>QB</b>	<b>4</b>	<b>Ty Storey</b>	<b>Jr. // 6-2 // 215</b>
	15	Cole Kelley	So. // 6-7 // 258
-OR-	13	Connor Noland	Fr. // 6-2 // 207
<b>RB (4)</b>	<b>5</b>	<b>Rakeem Boyd</b>	<b>So. // 6-0 // 200</b>
	2	Chase Hayden	So. // 5-10 // 200
-OR-	6	T.J. Hammonds	Jr. // 5-10 // 205
	23	Maleek Williams	R-Fr. // 5-11 // 226
<b>WR (5)</b>	<b>1</b>	<b>Jared Cornelius</b>	<b>Sr. // 5-11 // 203</b>
	9	De'Vion Warren	So. // 5-10 // 180
<b>WR (2)</b>	<b>3</b>	<b>Deon Stewart</b>	<b>Jr. // 5-11 // 161</b>
	10	Jordan Jones	So. // 6-1 // 180

### DEFENSE

<b>DE</b>	<b>3</b>	<b>McTelvin Agim</b>	<b>Jr. // 6-3 // 279</b>
	91	Michael Taylor	Sr. // 6-2 // 248
<b>DT</b>	<b>90</b>	<b>Armon Watts</b>	<b>Sr. // 6-5 // 298</b>
	7	Briston Guidry	So. // 6-2 // 292
<b>DT</b>	<b>52</b>	<b>TJ Smith</b>	<b>Jr. // 6-3 // 304</b>
	42	Jonathan Marshall	So. // 6-3 // 301
<b>DE</b>	<b>10</b>	<b>Randy Ramsey</b>	<b>Sr. // 6-4 // 236</b>
	6	Gabe Richardson	Jr. // 6-3 // 240
<b>SAM</b>	<b>27</b>	<b>Hayden Henry</b>	<b>So. // 6-2 // 222</b>
	22	Deon Edwards	So. // 6-1 // 212
<b>MIKE</b>	<b>8</b>	<b>De'Jon Harris</b>	<b>Jr. // 6-0 // 244</b>
	31	Grant Morgan	So. // 5-11 // 220
<b>WILL</b>	<b>23</b>	<b>Dre Greenlaw</b>	<b>Sr. // 6-0 // 227</b>
	16	Bumper Pool	Fr. // 6-2 // 223
	33	Dee Walker	So. // 6-2 // 216
<b>CB</b>	<b>11</b>	<b>Ryan Pulley</b>	<b>Jr. // 5-11 // 198</b>
	21	Montaric Brown	R-Fr. // 6-0 // 187
<b>SS</b>	<b>2</b>	<b>Kamren Curl</b>	<b>So. // 6-2 // 201</b>
	18	Myles Mason	Fr. // 6-2 // 208
<b>FS</b>	<b>9</b>	<b>Santos Ramirez</b>	<b>Sr. // 6-2 // 204</b>
	17	Joe Foucha	Fr. // 5-11 // 198
<b>CB</b>	<b>24</b>	<b>Jarques McClellion</b>	<b>R-Fr. // 6-0 // 173</b>
	14	Britto Tutt	Jr. // 6-1 // 180
<b>NB</b>	<b>30</b>	<b>Kevin Richardson</b>	<b>Sr. // 5-11 // 180</b>
	36	D'Vone McClure	So. // 6-2 // 215
	29	Derrick Munson	So. // 5-11 // 200

### SPECIAL TEAMS

<b>K</b>	<b>19</b>	<b>Connor Limpert</b>	<b>Jr. // 6-1 // 175</b>
	83	Preston Stafford	Fr. // 6-0 // 180
<b>P</b>	<b>28</b>	<b>Reid Bauer</b>	<b>Fr. // 5-11 // 198</b>
	80	Matthew Phillips	Fr. // 5-10 // 180
<b>LS</b>	<b>48</b>	<b>Jordan Silver</b>	<b>R-Fr. // 6-1 // 217</b>
<b>SN</b>	<b>43</b>	<b>George Madden</b>	<b>Jr. // 6-1 // 212</b>
<b>H</b>	<b>14</b>	<b>Jack Lindsey</b>	<b>So. // 6-2 // 195</b>
	18	Blake Johnson	Jr. // 6-1 // 182
<b>KR</b>	<b>9</b>	<b>De'Vion Warren</b>	<b>So. // 5-10 // 180</b>
	3	Deon Stewart	Jr. // 5-11 // 161
<b>PR</b>	<b>3</b>	<b>Deon Stewart</b>	<b>Jr. // 5-11 // 161</b>
	1	Jared Cornelius	Sr. // 5-11 // 203

## GAME-BY-GAME OFFENSIVE STARTERS

Opponent	LT	LG	C	RG	RT	TE	TE/WR/FB	QB	RB	WR	WR
Eastern Illinois	Clenin	Adcock	Froholdt	Gibson	Wallace	Cantrell	Pettway	Kelley	Whaley	Cornelius	Nance
at Colorado State	Gatlin	Clary	Froholdt	Gibson	Wallace	Cantrell	Gunter (TE)	Storey	Whaley	Pettway	Nance
North Texas	Gatlin	Clary	Froholdt	Gibson	Wallace	Cantrell	Patton (TE)	Kelley	Whaley	Pettway	Nance
at Auburn	Jackson	Froholdt	Clary	Gibson	Wallace	Cantrell	Cornelius (WR)	Storey	Whaley	Pettway	Nance
vs. Texas A&M	Jackson	Froholdt	Clary	Gibson	Wallace	Cantrell	O'Grady (TE)	Storey	Boyd	Woods	Stewart
Alabama	Jackson	Froholdt	Clary	Gibson	Wallace	Cantrell	O'Grady (TE)	Storey	Boyd	Woods	Stewart
Ole Miss	Jackson	Froholdt	Clary	Gibson	Wallace	O'Grady	Cornelius (WR)	Storey	Boyd	Woods	Stewart
Tulsa	Wagner	Froholdt	Clary	Gibson	Wallace	Cantrell	Cornelius (WR)	Noland	Boyd	Woods	Stewart

Vanderbilt

LSU

at Mississippi State

at Missouri

## GAME-BY-GAME DEFENSIVE STARTERS

Opponent	DE	DT	DT	DE	SAM	MIKE	WILL	CB	SS	FS	CB	NB
Eastern Illinois	Taylor	Agim	TJ Smith	G. Richardson	--	Harris	Greenlaw	Pulley	Curl	Ramirez	Calloway	McClure
at Colorado State	Agim	Watts	TJ Smith	G. Richardson	--	Harris	Pool	Pulley	Curl	Ramirez	Calloway	McClure
North Texas	Agim	Watts	TJ Smith	Ramsey	--	Harris	Pool	Pulley	Curl	Ramirez	Tutt	McClure
at Auburn	Agim	Watts	TJ Smith	Ramsey	--	Harris	Greenlaw	Pulley	Curl	Ramirez	McClellion	Munson
vs. Texas A&M	Agim	Watts	TJ Smith	Ramsey	Henry	Harris	Greenlaw	Pulley	Curl	Ramirez	McClellion	--
Alabama	Agim	Watts	TJ Smith	Ramsey	--	Harris	Greenlaw	Pulley	Curl	Ramirez	McClellion	Richardson
Ole Miss	Agim	Watts	TJ Smith	Ramsey	--	Harris	Greenlaw	Pulley	Curl	Ramirez	McClellion	Richardson
Tulsa	Agim	Watts	TJ Smith	Ramsey	--	Harris	Greenlaw	Brown	Curl	Ramirez	McClellion	McClure

Vanderbilt

LSU

at Mississippi State

at Missouri

## CAREER STARTS

OFFENSE	2018	2017	2016	2015	TOT	CONS	DEFENSE	2018	2017	2016	2015	TOT	CONS
Hjalte Froholdt, OL, Sr.	7	12	13	-	33	33	Dre Greenlaw, LB, Sr.	6	12	7	11	36	5
Johnny Gibson, OL, Sr.	7	12	5	-	25	23	Santos Ramirez, DB, Sr.	8	12	7	3	30	20
Brian Wallace, OL, Sr.	7	7	10	-	25	15	McTelvin Agim, DL, Jr.	8	11	5	-	24	12
Austin Cantrell, TE, Jr.	6	10	5	-	21	1	Ryan Pulley, DB, Jr.	8	1	12	1	21	-
Colton Jackson, OL, Jr.	4	10	3	-	17	-	Kevin Richardson, DB, Sr.	2	9	1	5	17	-
Jared Cornelius, WR, Sr.	3	2	4	6	16	2	De'Jon Harris, LB, Jr.	8	12	-	-	20	20
Devwah Whaley, RB, Jr.	4	10	-	-	14	-	T.J. Smith, DL, Sr.	8	12	-	-	20	20
Jonathan Nance, WR, Sr.	4	6	-	-	10	-	Kamren Curl, DB, So.	8	11	-	-	19	9
Ty Clary, OL, So.	7	4	-	-	11	7	Randy Ramsey, LB, Sr.	6	8	3	-	17	6
Kendrick Jackson, FB, Sr.	-	5	2	1	8	-	Armon Watts, DL, Sr.	7	-	-	-	7	7
Deon Stewart, WR, Jr.	4	5	-	-	9	4	Jarques McClellion, DB, R-Fr.	5	-	-	-	5	5
Hayden Johnson, FB/TE, Jr.	-	-	7	-	7	-	D'Vone McClure, NB, So.	4	-	-	-	4	1
Jeremy Patton, TE, Sr.	1	6	-	-	7	-	Chevin Calloway, CB, So.	2	-	-	-	2	-
La'Michael Pettway, WR, Jr.	4	3	-	-	7	-	Gabe Richardson, DL, Jr.	2	-	-	-	2	-
Jordan Jones, WR, So.	-	6	-	-	6	-	Bumper Pool, LB, Fr.	2	-	-	-	2	-
Cole Kelley, QB, So.	2	4	-	-	6	-	Michael Taylor, DL, Sr.	1	-	-	-	1	-
Ty Storey, QB, Jr.	5	-	-	-	5	-	Britto Tutt, DB, Jr.	1	-	-	-	1	-
Cheyenne O'Grady, TE, Jr.	3	1	-	-	4	-	Derrick Munson, DB, So.	1	-	-	-	1	-
Rakeem Boyd, RB, So.	4	-	-	-	4	4	Hayden Henry, LB, So.	1	-	-	-	1	-
Mike Woods, WR, Fr.	4	-	-	-	4	4	Montaric Brown, DB, R-Fr.	1	-	-	-	1	1
Noah Gatlin, OL, Fr.	2	-	-	-	2	-							
Kirby Adcock, OL, R-Fr.	1	-	-	-	1	-							
Shane Clenin, OL, R-Fr.	1	-	-	-	1	-							
Grayson Gunter, TE, So.	1	-	-	-	1	-							
Connor Noland, QB, Fr.	1	-	-	-	1	1							
Dalton Wagner, OL, F-Fr.	1	-	-	-	1	1							

## EXPERIENCE ANALYSIS

The chart below shows Arkansas' offensive and defensive starting lineups over the last five years with numbers representing total starts by classes and percentages of total starts for the entire season.

Season	G	SR	JR	SO	FR	UpperCl%
2018	8 (2-6)	71 (40.3%)	57 (32.4%)	30 (17.1%)	18 (8.3%)	128 (72.7%)
2017	12 (4-8)	66 (25.0%)	108 (40.1%)	65 (24.6%)	25 (9.5%)	174 (65.9%)
2016	13 (7-6)	114 (39.9%)	82 (28.7%)	70 (24.5%)	20 (6.9%)	196 (68.5%)
2015	13 (8-5)	67 (23.4%)	143 (50.0%)	58 (20.3%)	18 (6.3%)	210 (73.4%)
2014	13 (7-6)	92 (32.2%)	72 (25.2%)	89 (31.1%)	33 (11.5%)	164 (57.3%)
2013	12 (3-9)	107 (40.5%)	59 (22.3%)	57 (21.6%)	41 (15.5%)	166 (66.7%)

# GAME 9 VANDERBILT

## GAME-BY-GAME BREAKDOWN

	FINAL	SCORE BY QUARTER					FIRST DOWNS					RUSHING			PASSING			OFFENSE		PUNTING	FUMBLES	PENALTY	THIRD	TOTAL
GAME	SCORE	1	2	3	4	OT	RU	PA	PN	TOT	ATT	YDS	TD	C-A-I	YDS	TD	ATT	YDS	NO-AVG	NO-LOST	NO-YDS	DOWNS	TOP	
E. Illinois	20	0	6	7	7	-	8	11	2	21	41	127	0	27-40-0	230	3	81	357	4-40.8	6-5	6-30	6/18	30:50	
Arkansas	55	10	28	10	7	-	5	13	0	18	37	80	2	21-29-0	353	4	66	433	5-29.4	0-0	4-40	7/15	27:31	
Arkansas	27	7	6	14	0	-	16	5	3	24	53	299	1	11-22-2	144	2	75	443	5-38.2	0-0	6-60	5/15	32:27	
Colorado St.	34	3	6	8	17	-	5	14	2	21	23	40	1	32-50-1	389	2	73	429	5-56.8	3-1	6-54	6/15	27:33	
North Texas	44	17	17	3	7	-	3	11	4	18	29	95	2	24-46-0	281	1	75	376	9-42.4	2-1	9-102	3/16	30:04	
Arkansas	17	0	10	0	7	-	4	12	4	20	32	126	2	20-45-6	210	0	77	336	9-34.2	0-0	10-70	4/16	29:56	
Arkansas	3	0	0	3	0	-	6	5	2	13	38	149	0	13-32-1	141	0	70	290	9-33.8	2-1	8-57	3/17	32:29	
Auburn	34	10	7	7	10	-	6	6	1	13	36	91	3	15-22-0	134	0	58	225	5-47.2	0-0	7-40	4/13	27:31	
Arkansas	17	0	7	3	7	-	3	8	0	11	26	55	1	14-27-1	193	1	53	248	8-43.2	1-0	6-71	3/12	23:04	
Texas A&M	24	14	3	0	7	-	11	10	3	24	46	176	2	17-26-2	201	0	72	377	4-48.8	0-0	7-44	2/10	36:56	
Alabama	65	21	20	7	17	-	11	13	0	24	41	246	4	14-18-0	393	4	59	639	0-0.0	1-0	5-31	3/6	27:04	
Arkansas	31	7	7	3	14	-	7	12	3	22	31	172	1	26-40-1	233	3	71	405	3-37.7	3-2	2-20	6/12	32:56	
Ole Miss	37	3	14	7	13	-	15	15	2	32	38	224	3	26-35-1	387	2	73	611	1-35.0	1-0	4-50	6-10	24:42	
Arkansas	33	17	10	6	0	-	17	7	3	27	48	300	1	15-22-1	177	2	70	476	2-47.5	1-0	5-65	2-9	35:18	
Tulsa	0	0	0	0	0	-	9	5	1	15	40	133	0	8-25-1	127	0	65	260	6-40.8	2-1	4-43	4-15	24:34	
Arkansas	23	0	10	10	3	-	12	6	2	20	53	196	1	11-19-1	131	1	72	327	4-34.8	3-1	3-40	6-16	35:26	
Vanderbilt																								
Arkansas																								
LSU																								
Arkansas																								
Arkansas																								
Miss. State																								
Arkansas																								
Missouri																								



# GAME 9 VANDERBILT

## ARKANSAS INDIVIDUAL SEASON-HIGHS

Rush Attempts	26	Devwah Whaley, 9/8 at Colorado State
Yards Rushing	165	Devwah Whaley, 9/8 at Colorado State
TD Rushes	1 (9x)	Maleek Williams, 10/20 vs. Tulsa
Long Rush	69	Rakeem Boyd, 10/13 vs. Ole Miss
Pass Attempts	39	Ty Storey, 10/6 vs. Alabama
Pass Completions	25	Ty Storey, 10/6 vs. Alabama
Yards Passing	261	Ty Storey, 9/1 vs. E. Illinois
TD Passes	3	Ty Storey, 9/1 vs. E. Illinois
Long Pass	64	Cole Kelley, 9/8 at Colorado State
Receptions	7	Cheyenne O'Grady, 10/6 vs. Alabama
Yards Receiving	132	Jordan Jones, 9/1 vs. E. Illinois
TD Receptions	2 (2x)	last Cheyenne O'Grady, 10/6 vs. Alabama
Long Reception	64	TJ Hammonds, 9/8 at Colorado State
Field Goals	4	last Connor Limpert, 10/13 vs. Ole Miss
Long Field Goal	54	Connor Limpert, 9/15 vs. North Texas
Punts	8	Reid Bauer, 9/22 at Auburn
Punting Avg.	47.5	Reid Bauer, 10/13 vs. Ole Miss
Long Punt	64	Reid Bauer, 10/13 vs. Ole Miss
Punts Inside 20	4	Reid Bauer, 10/20 vs. Tulsa
Long Punt Return	45	Deon Stewart, 9/8 at Colorado State
Long Kickoff Return	78	De'Vion Warren, 10/6 vs. Alabama
Tackles	16	De'Jon Harris, 9/15 vs. North Texas
Sacks	2.0	McTelvin Agim, 10/20 vs. Tulsa
Tackles For Loss	3.5	McTelvin Agim, 10/20 vs. Tulsa
Interceptions	2	Dre Greenlaw, 9/29 vs. Texas A&M

## ARKANSAS TEAM GAME-HIGHS

Rushes	53 (2x)	last 10/20 vs. Tulsa
Yards Rushing	300	10/13 vs. Ole Miss
Yards Per Rush	6.2	10/13 vs. Ole Miss
TD Rushes	2	9/1 vs. E. Illinois
Pass Attempts	45	9/15 vs. North Texas
Pass Completions	26	10/6 vs. Alabama
Yards Passing	353	9/1 vs. E. Illinois
Yards Per Pass Comp.	16.8	9/1 vs. E. Illinois
TD Passes	4	9/1 vs. E. Illinois
Total Plays	77	9/15 vs. North Texas
Total Offense	476	10/13 vs. Ole Miss
Yards Per Play	6.8	10/13 vs. Ole Miss
Points	55	9/1 vs. E. Illinois
Sacks By	6	10/20 vs. Tulsa
First Downs	27	10/13 vs. Ole Miss
Penalties	10	9/15 vs. North Texas
Penalty Yards	70	9/15 vs. North Texas
Turnovers	6	9/15 vs. North Texas
Interceptions By	2	9/29 vs. Texas A&M
Punts	9	9/15 vs. North Texas
Punting Avg	47.5	10/13 vs. Ole Miss
Long Punt	64	10/13 vs. Ole Miss
Punts inside 20	4	10/20 vs. Tulsa

## ARKANSAS' LONGEST PLAYS

Rush	69	Rakeem Boyd, 10/13 vs. Ole Miss
Pass	64	C. Kelley to TJ Hammonds, 9/8 at CSU
Field Goal	54	Connor Limpert, 9/15 vs. North Texas
Punt	64	Reid Bauer, 10/13 vs. Ole Miss
Punt Return	45	Deon Stewart, 9/8 at Colorado State
Kickoff Return	78	De'Vion Warren, 10/6 vs. Alabama
Interception Return	5	Dre Greenlaw, 9/29 vs. Texas A&M
Fumble Return	60	Bumper Pool, 9/1 vs. E. Illinois

## OPPONENT INDIVIDUAL SEASON-HIGHS

Rush Attempts	29	T. Williams, 9/29 vs. Texas A&M
Yards Rushing	152	T. Williams, 9/29 vs. Texas A&M
TD Rushes	2 (2x)	last Damien Harris, 10/6 vs. Alabama
Long Rush	29	Jamal Scott, 9/1 vs. E. Illinois
Pass Attempts	47	KJ Carta-Samuels, 9/8 at Colorado State
Pass completions	32	KJ Carta-Samuels, 9/8 at Colorado State
Yards Passing	389	KJ Carta-Samuels, 9/8 at Colorado State
TD Passes	4	Tua Tagovailoa, 10/6 vs. Alabama
Long Pass	76	Tua Tagovailoa, 10/6 vs. Alabama
Receptions	12	Preston Williams, 9/8 at Colorado State
Yards Receiving	154	Preston Williams, 9/8 at Colorado State
TD Receptions	3	A. Hollins, 9/1 vs. E. Illinois
Long Reception	76	Irv Smith Jr., 10/6 vs. Alabama
Field Goals	4	Wyatt Bryan, 9/8 at Colorado State
Long Field Goal	55	Wyatt Bryan, 9/8 at Colorado State
Punts	9	A. Kenworthy, 9/15 vs. North Texas
Punting Avg.	56.8	R. Stonehouse, 9/8 at Colorado State
Long Punt	70	Ryan Stonehouse, 9/8 at Colorado State
Punts Inside 20	5	A. Kenworthy, 9/15 vs. North Texas
Long Punt Return	90	Keegan Brewer, 9/15 vs. North Texas
Long Kickoff Return	100	Jashaun Corbin, 9/29 vs. Texas A&M
Tackles	14	Zaven Collins, 10/20 vs. Tulsa
Sacks	2.0	L. Hamilton, 9/15 vs. North Texas
Tackles for Loss	3.0	EJ Ejiya, 9/15 vs. North Texas
Interceptions	2 (2x)	Brooks, Muhammad, 9/15 vs. North Texas

## OPPONENT TEAM GAME-HIGHS

Rushes	46	9/29 vs. Texas A&M
Yards Rushing	252	10/6 vs. Alabama
Yards per Rush	6.0	10/6 vs. Alabama
TD Rushes	4	10/6 vs. Alabama
Pass Attempts	50	9/8 at Colorado State
Pass Completions	32	9/8 at Colorado State
Yards Passing	393	10/6 vs. Alabama
Yards per Pass Comp.	28.1	10/6 vs. Alabama
TD Passes	4	10/6 vs. Alabama
Total Plays	81	9/1 vs. E. Illinois
Total Offense	639	10/6 vs. Alabama
Yards per Play	10.8	10/6 vs. Alabama
Points	65	10/6 vs. Alabama
Sacks By	5 (2x)	last 9/29 vs. Texas A&M
First Downs	32	10/13 vs. Ole Miss
Penalties	9	9/15 vs. North Texas
Penalty Yards	102	9/15 vs. North Texas
Turnovers	5	9/1 vs. E. Illinois
Interceptions By	6	9/15 vs. North Texas
Punts	9	9/15 vs. North Texas
Punting Avg.	56.8	9/8 at Colorado State
Long Punt	70	9/8 at Colorado State
Punts Inside 20	5	9/15 vs. North Texas

## OPPONENT'S LONGEST PLAYS

Rush	29	Jamal Scott, 9/1 vs. E. Illinois
Pass	76	Tagovailoa to Smith Jr., 10/6 vs. Alabama
Field Goal	55	Wyatt Bryan, 9/8 at Colorado State
Punt	70	R. Stonehouse, 9/8 at Colorado State
Punt Return	90	Keegan Brewer, 9/15 vs. North Texas
Kickoff Return	100	Jashaun Corbin, 9/29 vs. Texas A&M
Interception Return	44	Shyheim Carter, 10/6 vs. Alabama
Fumble Return		

## THE LAST TIME ARKANSAS . . .

### RUSHING

Had 500+ yards rushing	vs. South Carolina, 2007 (542)
Had 400+ yards rushing	at Texas Tech, 2014 (438)
Had 400+ yards rushing in consecutive games	at Texas Tech, 2014 (438)
	vs. Nicholls, 2014 (495)
Had 300+ yards rushing	vs. Ole Miss, 2018 (300)
Had 300+ yards rushing in consecutive games	at Texas Tech, 2014 (438)
	vs. Nicholls, 2014 (495)
Had 300+ yards rushing in three consecutive games	at Alabama, 2007 (301)
	vs. Kentucky, 2007 (338)
	vs. North Texas, 2007 (446)
Had 300+ yards rushing in four consecutive games	vs. Troy, 2007 (350)
	at Alabama, 2007 (301)
	vs. Kentucky, 2007 (338)
	vs. North Texas, 2007 (446)
Had 250+ yards rushing	vs. Ole Miss, 2018 (300)
Had 200+ yards rushing	vs. Ole Miss, 2018 (300)
Had 200+ yards in consecutive games	vs. Coastal Carolina, 2017 (259) and at Ole Miss, 2017 (265)
Had 70+ rushing attempts	at Kentucky, 2003 (71)
Had 60+ rushing attempts	at Texas Tech, 2014 (68)
Had 50+ rushing attempts	vs. Tulsa, 2018 (53)
Had 7+ rushing TDs	at Texas Tech, 2014 (7)
Had 6+ rushing TDs	vs. UT Martin, 2015 (6)
Had 6+ rushing TDs in consecutive games	vs. Nicholls, 2014 (6)
	at Texas Tech, 2014 (7)
Had 5+ rushing TDs	at Mississippi State, 2016 (5)
Had 5+ rushing TDs in consecutive games	vs. Nicholls, 2014 (6)
	at Texas Tech, 2014 (7)
Had 4+ rushing TDs	vs. Missouri, 2017 (4)
Had 4+ rushing TDs in consecutive games	vs. UT Martin, 2015 (6) and vs. Auburn, 2015 (4)
Had 3+ rushing TDs	vs. Missouri, 2017 (4)
Had 3+ rushing TDs in consecutive games	vs. Texas A&M, 2017 (3) and vs. New Mexico State, 2017 (3)
Had 3+ rushing TDs in three straight games	at Texas Tech, 2014 (7)
	vs. NIU, 2014 (3)
	vs. Texas A&M, 2014 (3)
Had 2+ players with 100 yards rushing	at Mississippi State, 2016 (Williams III - 205, Whaley - 112)
Had 3+ players with 100 yards rushing	vs. North Texas, 2007 (McFadden - 138, Jones - 132, Barnett - 105)

### PASSING

Had 500+ yards passing	vs. Texas A&M, 2011 (510)
Had 400+ yards passing	vs. Alabama, 2016 (400)
Had 300+ yards passing	vs. Eastern Illinois, 2018 (353)
Had 200+ yards passing	vs. Alabama, 2018 (233)
Had 50+ pass attempts	vs. Toledo, 2015 (53)
Had 40+ pass attempts	vs. Alabama, 2018 (40)
Had 30+ pass attempts	vs. Alabama, 2018 (40)
Had 30+ pass completions	vs. Mississippi State, 2015 (30)
Had 25+ pass completions	vs. Alabama, 2018 (26)
Had 20+ pass completions	vs. Alabama, 2018 (26)
Had fewer than 10 pass completions	vs. TCU, 2017 (9)
Had 7+ passing TDs	vs. Mississippi State, 2015 (7)
Had 6+ passing TDs	vs. Mississippi State, 2015 (7)
Had 5+ passing TDs	vs. Mississippi State, 2015 (7)
Had 4+ passing TDs	vs. Eastern Illinois, 2018 (4)
Had 3+ passing TDs	vs. Alabama, 2018 (3)
Had 4+ passes intercepted	vs. North Texas, 2018 (6)
Had 3+ passes intercepted	vs. North Texas, 2018 (6)

### RECEIVING

Had two players with 100 yards receiving	at Ole Miss, 2015 (Morgan - 122, Reed - 105)
Had 10+ different receivers catch a pass	vs. Alabama, 2018 (10)
Had 9+ different receivers catch a pass	vs. Alabama, 2018 (10)
Had 8+ different receivers catch a pass	vs. Alabama, 2018 (10)
Had multiple players catch 7+ passes in a game	vs. Mississippi State, 2015 (2)
	(Morgan - 7 & Henry - 7)

### COMBINATION OFFENSE

Had one 300-yard passer and one 100-yard rusher in a game	at Missouri, 2016
	(Allen - 346 pass & Williams III - 117 rush)
Had one 300-yard passer and one 200-yard rusher in a game	at Mississippi State, 2016
	(Allen - 303 pass & Williams III - 205 rush)
Had one 100-yard receiver and one 100-yard rusher in a game	at Missouri, 2016
	(Hatcher - 106 receiving & Williams III - 117 rush)
Had one 100-yard receiver and one 100-yard rusher in consecutive games	at Missouri, 2016
	(Hatcher - 106 receiving & Williams III - 117 rush)
Had one 200-yard rusher and one 100-yard receiver in a game	vs. South Carolina, 2006
	(McFadden - 219 rushing & Monk - 192 receiving)
Had one 150-yard rusher and one 150-yard receiver in a game	vs. Texas A&M, 2015
	(Collins - 151 rushing & Morgan - 155 receiving)
Had four different receivers catch a touchdown pass	at Mississippi State, 2015
	(Sprinkle - 3, Henry - 2, Morgan - 1, Cornelius - 1)
Had two 100-yard rushers	at Mississippi State, 2015
	(Williams III - 205 & Whaley - 112)
Had two 100-yard rushers in consecutive games	at Texas Tech, 2014 (Collins - 145 & Williams - 212)
	vs. Nicholls, 2014 (Collins - 143 & Williams - 131)

Had a 200-yard rusher and a 100-yard rusher in a game	at Mississippi State, 2015
	(Williams III - 205 & Whaley - 112)
Had two 150-yard rushers in a game	vs. South Carolina, 2007
	(McFadden - 321 & Jones - 166)
Had three 100-yard rushers in a game	vs. North Texas, 2007
	(McFadden - 138, Jones - 132 & Barnett - 105)
Had two 100-yard receivers in a game	at Ole Miss, 2015
	(Morgan - 122 & Reed - 105)

### TOTAL OFFENSE

Had 700+ yards total offense	vs. North Texas, 2007 (713)
Had 600+ yards total offense	at Mississippi State, 2016 (663)
Had 550+ yards total offense	at Mississippi State, 2016 (663)
Had 500+ yards total offense	vs. Coastal Carolina, 2017 (523)
Had 400+ yards total offense	vs. Ole Miss, 2018 (476)
Had 500+ yards total offense in consecutive games	at Mississippi State, 2016 (661)
	at Missouri, 2016 (503)
Had 85+ plays total offense	at Missouri, 2016 (85)
Had 80+ plays total offense	at Ole Miss, 2017 (83)
Had 75+ plays total offense	vs. North Texas, 2018 (75)

### SCORING

Scored 70+ points	vs. Nicholls, 2014 (73)
Scored 60+ points	vs. UT Martin, 2015 (63)
Scored 50+ points	vs. Eastern Illinois, 2018 (55)
Scored 40+ points	vs. Eastern Illinois, 2018 (55)
Scored 30+ points	vs. Ole Miss, 2018 (33)
Scored 40+ points in three consecutive games	vs. Auburn, 2015 (54)
	vs. UT Martin, 2015 (63)
	at Ole Miss, 2015 (53)
Scored 30+ points in five consecutive games	vs. Auburn, 2015 (54)
	vs. UT Martin, 2015 (63)
	at Ole Miss, 2015 (53)
	at LSU, 2015 (31)
	vs. Mississippi State, 2015 (50)
Scored 40+ points in a half	vs. Nicholls, 2014 (56)
Scored 30+ points in a half	at Eastern Illinois, 2018 (38)
Scored 35+ points in a quarter	vs. Nicholls, 2014 (35)
Scored 28+ points in a quarter	vs. Eastern Illinois, 2018 (2nd-28)
Scored 50+ points in consecutive games	at Ole Miss, 2015 (53)
	vs. UT Martin, 2015 (63)
Scored 50+ points in three consecutive games	vs. Auburn, 2015 (54)
	at Ole Miss, 2015 (53)
	vs. UT Martin, 2015 (63)
Scored 50+ points in consecutive SEC games	vs. Auburn, 2015 (54)
	at Ole Miss, 2015 (53)
Both teams combined for 100+ points	at Mississippi State, 2016 (W, 58-42)
Allowed 60+ points	vs. Alabama, 2018 (65)
Allowed 50+ points	vs. Alabama, 2018 (65)
Allowed 40+ points	vs. Alabama, 2018 (65)
Allowed 30+ points	vs. Ole Miss, 2018 (37)
Was held scoreless	at Alabama, 2013 (52-0)
Was held scoreless at Donald W. Reynolds Razorback Stadium	vs. Alabama, 2012 (52-0)
Was held scoreless on the road	at Alabama, 2013 (52-0)
Was held scoreless at a neutral site	vs. Ole Miss, 1959 (28-0)
Won a game without a rushing TD	vs. Kansas State, 2011
Won a game without a passing TD	vs. Missouri, 2015
Won a game in the last 25 seconds of regulation with a TD	at Georgia, 2010
Won a game in the last 25 seconds of regulation with a field goal	at Ole Miss, 2017
Held opponent scoreless	vs. Tulsa, 2018 (23-0)
Held opponent scoreless at Donald W. Reynolds Razorback Stadium	vs. Tulsa, 2018 (23-0)
Held opponent scoreless on the road	at South Carolina, 2002 (23-0)
Held opponent without a touchdown	vs. Tulsa, 2018 (23-0)
Held opponent without an offensive touchdown	vs. Tulsa, 2018 (23-0)
Held two opponents scoreless in one season	vs. LSU, 2014 (17-0)
	vs. Ole Miss, 2014 (30-0)
Held three opponents scoreless in one season	vs. Tulsa, 1982 (38-0)
	vs. TCU, 1982 (35-0)
	vs. Texas A&M, 1982 (35-0)
Held an opponent scoreless in consecutive games	vs. LSU, 2014 (17-0)
	vs. Ole Miss, 2014 (30-0)
Held an SEC opponent scoreless	vs. Ole Miss, 2014 (30-0)
Held an SEC opponent scoreless in consecutive games	vs. LSU, 2014 (17-0)
	vs. Ole Miss, 2014 (30-0)
	vs. LSU, 2014 (17-0)
Scored on the first offensive play of the game	vs. Nicholls, 2014 (Hatcher - 82-yard rush)
Scored on the first offensive series of the game	vs. Ole Miss, 2018 (Limpert - 43-yd FG)
Scored a two-point conversion passing	vs. Coastal Carolina, 2017 (Cole Kelley to Jeremy Patton)
Scored a two-point conversion rushing	at Mississippi State, 2016 (Keon Hatcher rush)
Had three players with 2 TDs in a game	vs. Eastern Michigan, 2009 (Green - 2, Davis - 2 & Adams - 2)

## THE LAST TIME ARKANSAS...

### DEFENSE

Held opponent to 10 or fewer first downs: ..... vs. Florida A&M, 2017 (9)  
 Held opponent to 0 or fewer yards rushing: ..... vs. Wisconsin, 2007 (-5)  
 Held opponent to 25 or fewer yards rushing: ..... vs. New Mexico State, 2017 (11)  
 Held opponent to 50 or fewer yards rushing: ..... at Colorado State, 2018 (40)  
 Held opponent to 50 or fewer yards passing: ..... vs. Vanderbilt, 2010 (36)  
 Held opponent to 100 or fewer yards rushing: ..... vs. North Texas, 2018 (95)  
 Held opponent to 100 or fewer yards passing: ..... vs. Florida A&M, 2017 (95)  
 Held opponent to 200 or fewer yards total offense: ..... vs. Florida A&M, 2017 (175)  
 Held opponent to 250 or fewer yards total offense: ..... at Auburn, 2018 (225)  
 Held opponent to 300 or fewer yards total offense: ..... vs. Tulsa, 2018 (260)  
 Intercepted 5+ passes: ..... vs. Florida International, 2007 (5)  
 Intercepted 4+ passes: ..... vs. Mississippi State, 2007 (4)  
 Intercepted 3+ passes: ..... vs. Ole Miss, 2014 (3)  
 Scored a safety: ..... vs. Toledo, 2015  
 Recorded 8+ sacks: ..... at Auburn, 2012 (8)  
 Recorded 6+ sacks: ..... vs. Tulsa, 2018 (6)  
 Recorded 5+ sacks: ..... vs. Tulsa, 2018 (6)  
 Recorded 4+ sacks: ..... vs. Tulsa, 2018 (6)  
 Had 3 players with 10+ tackles: ..... vs. Alabama, 2018  
 ..... De'Jon Harris (11), Dre Greenlaw (13), Santos Ramirez (12)

### SPECIAL TEAMS

Returned a punt for a TD: ..... vs. Kansas State, 2011 (Adams - 51 yards)  
 Returned two punts for TDs: ..... vs. Missouri State, 2011 (Adams - 61 yards, 69 yards)  
 Returned a blocked punt for a TD: ..... vs. Eastern Michigan, 2009 (Armbrust - 1 yard)  
 Returned a kickoff for a TD: ..... vs. Auburn, 2017 (Warren - 100)  
 Returned a game-opening kickoff for a TD: ..... vs. Northern Illinois, 2014 (Marshall - 97)  
 Returned a season-opening kickoff for a TD: ..... vs. Missouri State, 2009 (D. Johnson - 91 yards)  
 Returned a blocked FG for a TD: ..... at Mississippi State, 2004 (Brown - 76 yards)  
 Blocked one punt: ..... at Alabama, 2015 (Sprinkle)  
 Punted 10+ times: ..... at Auburn, 2016 (10)  
 Did not punt: ..... vs. Alcorn State, 2016  
 Blocked a field goal ..... vs. Alcorn State, 2016 (Dan Skipper)  
 Had a punt blocked: ..... at Auburn, 2018 (Jordyn Peters)  
 Scored on a fake punt ..... vs. Texas A&M, 2014 (Sam Irwin-Hill - 51 yard rush)  
 Scored on a fake field goal ..... vs. UAB, 2014 (Sebastian Tretola 6 yard pass to Alan D'Appollonio)  
 Had a field goal blocked: ..... vs. Kansas State, 2015/16 (Marquel Bryant)  
 Blocked a PAT kick: ..... vs. Eastern Illinois, 2018 (Bumper Pool)  
 Missed a kicking PAT: ..... at Alabama, 2017 (Connor Limpert)  
 Had a kicking PAT blocked: ..... vs. Georgia, 2014 (Ray Drew)

### MISCELLANEOUS

Had 35+ first downs ..... at Ole Miss, 2015 (35)  
 Had 30+ first downs: ..... vs. Kansas State, 2015 (30)  
 Had 20+ first downs: ..... vs. Tulsa, 2018 (20)  
 Had 20+ passing first downs: ..... vs. Mississippi State, 2015 (21)  
 Had 20+ rushing first downs: ..... at Texas Tech, 2014 (24)  
 Had 15+ penalties: ..... vs. Air Force, 1975 (17)  
 Had 10+ penalties: ..... vs. North Texas, 2018 (10)  
 Had 100+ yards in penalties: ..... vs. Texas A&M, 2011 (112)  
 Had 35 minutes+ of possession time: ..... vs. Tulsa, 2018 (35:26)  
 Was involved in an overtime game: ..... vs. Texas A&M, 2017 (L, 50-43)  
 Defeated a ranked opponent ..... vs. No. 10 Florida, 2016 (31-10)  
 Defeated a ranked opponent on the road ..... at No. 15 TCU, 2016  
 Defeated ranked opponents in consecutive games ..... at No. 18 Ole Miss, 2015 (53-52, OT)  
 ..... at No. 9 LSU, 2015 (31-14)  
 Won game on final offensive play: ..... at Ole Miss, 2017 (34-yard field goal)  
 Zero sacks allowed in a game: ..... vs. Tulsa, 2018  
 Zero sacks allowed in consecutive games: ..... vs. Toledo, 2015  
 ..... vs. Texas Tech, 2015  
 Zero sacks allowed in three consecutive games: ..... vs. UTEP, 2015  
 ..... vs. Toledo, 2015  
 ..... vs. Texas Tech, 2015  
 Came back from 15+ points down to win: ..... at Ole Miss, 2017 (down 24 - won 38-37)  
 Recorded more points than plays: ..... vs. UT Martin, 2015 (63 points, 56 plays)

## THE LAST TIME AN ARKANSAS PLAYER...

### RUSHING

Rushed 40+ times:	DeCori Birmingham at Kentucky, 2003 (40)
Rushed 35+ times:	Michael Smith at Kentucky, 2008 (35)
Rushed 30+ times:	Alex Collins vs. Missouri, 2015 (30)
Rushed 25+ times:	Devwah Whaley at Colorado State, 2018 (26)
Rushed for 300+ yards:	Darren McFadden vs. South Carolina, 2007 (321)
Rushed for 250+ yards:	Darren McFadden vs. South Carolina, 2007 (321)
Rushed for 200+ yards:	Rawleigh Williams III at Mississippi State, 2016 (205)
Rushed for 175+ yards:	Rawleigh Williams III at Mississippi State, 2016 (205)
Rushed for 150+ yards:	Devwah Whaley at Colorado State, 2018 (165)
Rushed for 125+ yards:	Devwah Whaley at Colorado State, 2018 (165)
Rushed for 100+ yards:	Rakeem Boyd vs. Ole Miss, 2018 (109)
Rushed for 100+ yards as a true freshman in his first career game:	Chase Hayden vs. Florida A&M, 2012 (120)
Rushed for 100+ yards (quarterback):	Matt Jones vs. Ole Miss, 2004 (126)
Rushed for 150+ yards in consecutive games:	Alex Collins at Texas Tech, 2015 (170) vs. Texas A&M, 2015 (151) at Tennessee, 2015 (154)
Rushed for 100+ yards in consecutive games:	Rakeem Boyd vs. Alabama, 2018 (102) vs. Ole Miss, 2018 (109)
Rushed for 5+ touchdowns:	Alex Collins vs. UT Martin, 2015 (5)
Rushed for 4+ touchdowns:	Rawleigh Williams III at Mississippi State, 2016 (4)
Rushed for 3+ touchdowns:	Rawleigh Williams III at Mississippi State, 2016 (4)
Rushed for 3+ touchdowns (quarterback):	Matt Jones vs. New Mexico State, 2003 (3)
Rushed for 2+ touchdowns:	David Williams vs. Missouri, 2017 (2)
Had three players rush for touchdowns:	Hammonds (1), Whaley (1), Cantrell (1) and Kelley (1) vs. Coastal Carolina, 2017
Had four players rush for touchdowns:	Hammonds (1), Whaley (1), Cantrell (1) and Kelley (1) vs. Coastal Carolina, 2017
Had a run of 80+ yards:	T.J. Hammonds vs. Coastal Carolina, 2017 (88)
Had a run of 70+ yards:	T.J. Hammonds vs. Coastal Carolina, 2017 (88)
Had a run of 60+ yards:	Rakeem Boyd vs. Ole Miss, 2018 (69)
Had a run of 50+ yards:	Rakeem Boyd vs. Ole Miss, 2018 (69)
Had multiple players with a run of 50+ yards:	Rawleigh Williams III (72) & Devwah Whaley (50) at Mississippi State, 2016

### PASSING

Passed for 500+ yards:	Tyler Wilson vs. Texas A&M, 2011 (510)
Passed for 450+ yards:	Tyler Wilson vs. Texas A&M, 2011 (510)
Passed for 400+ yards:	Austin Allen vs. Alabama, 2016 (400)
Passed for 300+ yards:	Austin Allen vs. Missouri, 2017 (313)
Passed for 250+ yards:	Ty Storey vs. Eastern Illinois, 2018 (261)
Passed for 200+ yards:	Ty Storey vs. Alabama, 2018 (230)
Attempted 50+ passes:	Brandon Allen vs. Toledo, 2015 (53)
Attempted 45+ passes:	Austin Allen vs. Alabama, 2016 (48)
Attempted 35+ passes:	Ty Storey vs. Alabama, 2018 (39)
Attempted 30+ passes:	Ty Storey vs. Alabama, 2018 (39)
Completed 20+ passes:	Ty Storey vs. Alabama, 2018 (25)
Threw 4+ touchdown passes:	Brandon Allen vs. Mississippi State, 2015 (7)
Threw 3+ touchdown passes:	Ty Storey vs. Eastern Illinois, 2018 (3)
Threw 2+ touchdown passes:	Ty Storey vs. Alabama, 2018 (2)
Threw 2+ touchdown passes in consecutive games:	Austin Allen vs. Texas A&M, 2017 (2) vs. New Mexico State, 2017 (3)
Threw 5+ interceptions:	Lamar McHan at SMU, 1951 (5)
Threw 4+ interceptions:	Cole Kelley vs. North Texas, 2018 (4)
Threw 3+ interceptions:	Cole Kelley vs. North Texas, 2018 (4)
Completed pass for 90+ yards:	Matt Jones at Tennessee, 2002 (92)
Completed pass for 80+ yards:	Tyler Wilson vs. Rutgers, 2012 (80)
Completed pass for 70+ yards:	Austin Allen vs. Texas State, 2016 (73)
Completed pass for 60+ yards:	Cole Kelley at Colorado State, 2018 (64)
Completed pass for 50+ yards:	Cole Kelley at Colorado State, 2018 (64)

### RECEIVING

Caught 10+ passes:	Cobi Hamilton vs. LSU, 2012 (10)
Caught 9+ passes:	Drew Morgan at Ole Miss, 2015 (9)
Caught 8+ passes:	Jonathan Nance at South Carolina, 2017 (8)
Caught 7+ passes:	Cheyenne O'Grady vs. Alabama, 2018 (7)
Caught 10+ passes in consecutive games:	Cobi Hamilton vs. Tulsa, 2012 (11) vs. Ole Miss, 2012 (12)
Had 300+ yards receiving:	Cobi Hamilton vs. Rutgers, 2012 (303)
Had 200+ yards receiving:	Cobi Hamilton vs. Rutgers, 2012 (303)
Had 175+ yards receiving:	Cobi Hamilton vs. Tulsa, 2012 (177)
Had 150+ yards receiving:	Drew Morgan vs. Texas A&M, 2015 (155)
Had 100+ yards receiving:	Jordan Jones vs. Eastern Illinois, 2018 (132)
Had 100+ yards receiving in consecutive games:	Jordan Jones vs. Missouri, 2017 (122) vs. Eastern Illinois, 2018 (132)
Had 100+ yards receiving (tight end):	Hunter Henry vs. Mississippi State, 2015 (129)
Caught 3+ TD passes:	Jeremy Sprinkle vs. Mississippi State, 2015 (3)
Caught 2+ TD passes:	Cheyenne O'Grady vs. Alabama, 2018 (2)
Caught 2+ TD passes (tight end):	Cheyenne O'Grady vs. Alabama, 2018 (2)
2+ tight ends caught TD passes:	Hunter Henry (2) & Jeremy Sprinkle (3) vs. Mississippi State, 2015

### TOTAL OFFENSE

Had 450+ yards total offense:	Tyler Wilson vs. Texas A&M, 2011 (481)
Had 400+ yards total offense:	Brandon Allen vs. Mississippi State, 2015 (411)
Had 350 yards+ total offense:	Austin Allen vs. Alabama, 2016 (390)
Had 300 yards+ total offense:	Austin Allen vs. Missouri, 2017 (307)
Had 100 yards both passing and rushing:	Matt Jones vs. Ole Miss, 2004 (Rushing - 126, Passing - 108)

### SCORING

Accounted for 5+ touchdowns:	Rawleigh Williams III at Mississippi State, 2016 (5)
Accounted for 4+ touchdowns:	Ty Storey vs. Eastern Illinois, 2018 (4)
Accounted for 3+ touchdowns:	Ty Storey vs. Eastern Illinois, 2018 (4)
Scored 4+ touchdowns:	Rawleigh Williams III at Mississippi State, 2016 (5)
Scored 3+ touchdowns:	Rawleigh Williams III at Mississippi State, 2016 (5)
Scored 2+ touchdowns:	Cheyenne O'Grady (2) vs. Alabama, 2018 (2)
Multiple players score 2+ touchdowns:	Chase Hayden (2) and Jonathan Nance (2) vs. New Mexico State, 2017

### DEFENSE

Intercepted 3+ passes:	Michael Grant vs. Louisiana-Monroe, 2006 (3)
Intercepted 2+ passes:	Dre Greenlaw vs. Texas A&M, 2018 (2)
Recovered 2+ fumbles:	Chevin Calloway vs. Eastern Illinois, 2018 (2)
Forced 2+ fumbles:	McTelvin Agim at Colorado State, 2018 (2)
Recorded 5+ sacks:	Wayne Martin vs. Ole Miss, 1988 (5.0)
Recorded 3+ sacks:	Chris Smith vs. Southern Miss, 2013 (3.0-22)
Recorded 2+ sacks:	McTelvin Agim vs. Tulsa, 2018 (2.0-11)
Recorded 5+ tackles for loss:	Jermaine Brooks vs. Auburn, 2001 (5-16)
Recorded 3+ tackles for loss:	McTelvin Agim vs. Tulsa, 2018 (3.5-18)
Recorded 20+ tackles:	Jerry Franklin at Mississippi State, 2010 (20)
Recorded 10+ tackles:	Santos Ramirez vs. Tulsa, 2018 (10)
Recorded 10+ tackles in back-to-back games:	Dre Greenlaw vs. Texas A&M (13) vs. Alabama (13) De'Jon Harris vs. Texas A&M (16) vs. Alabama (11) Santos Ramirez vs. Texas A&M (10) vs. Alabama (12)
Recorded 10+ tackles in three straight games:	De'Jon Harris vs. Texas A&M, 2018 (16) vs. Alabama, 2018 (11) vs. Ole Miss, 2018 (13)
Recorded 15+ tackles in back-to-back games:	Tony Bua vs. Kentucky, 2003 (15) vs. South Carolina, 2003 (19)
Recorded 15+ tackles twice in one season:	Brooks Ellis vs. Alabama, 2015 (15) vs. Mississippi State, 2015 (15)
Returned an interception for a touchdown:	Santos Ramirez vs. Florida, 2016
Returned a fumble for a touchdown:	Briston Guidry (1) vs. Eastern Illinois, 2018

### SPECIAL TEAMS

Scored 10+ points kicking:	Connor Limpert vs. Eastern Illinois, 2018 (13)
Made 5+ field goals:	Kendall Trainor vs. Texas A&M, 1988 (5)
Made 4+ field goals:	Connor Limpert vs. Ole Miss, 2018 (4)
Made two field goals of 50+ yards:	Steve Little vs. Oklahoma State, 1976 (53 & 57)
Made one field goal of 50+ yards:	Connor Limpert vs. North Texas, 2018 (54)
Kicked a punt of 70+ yards:	Sam Irwin-Hill vs. South Carolina, 2013 (79)
Kicked a punt of 60+ yards:	Reid Bauer vs. Ole Miss, 2018 (64)
Punted 10+ times:	Toby Baker at Auburn, 2016 (10)
Totalled 175+ kick return yards:	DeCori Birmingham vs. Alabama, 2002 (197)
Totalled 150+ kick return yards:	Dennis Johnson at Texas, 2008 (150)
Totalled 100+ kick return yards:	De'Vion Warren at Coastal Carolina, 2017 (104)
Totalled 50+ punt return yards:	D.J. Dean vs. Nicholls, 2014 (94)



## THE LAST TIME AN OPPONENT ...

### RUSHING

Had 500+ yards rushing:	at Auburn, 2016 (543)
Had 400+ yards rushing:	at Auburn, 2016 (543)
Had 300+ yards rushing:	Auburn, 2017 (345)
Had 200+ yards rushing:	Alabama, 2018 (246)
Had 70+ rushing attempts:	at Mississippi State, 2010 (70)
Had 60+ rushing attempts:	Missouri, 2017 (60)
Had 50+ rushing attempts:	Missouri, 2017 (60)
Had 7+ rushing TDs:	at Auburn, 2016 (7)
Had 6+ rushing TDs:	at Auburn, 2016 (7)
Had 5+ rushing TDs:	Auburn, 2017 (5)
Had 4+ rushing TDs:	Alabama, 2018 (4)

### PASSING

Had 500+ yards passing:	Mississippi State, 2015 (508)
Had 400+ yards passing:	Missouri, 2017 (448)
Had 300+ yards passing:	Ole Miss, 2018 (387)
Had 200+ yards passing:	Ole Miss, 2018 (387)
Had 60+ pass attempts:	Louisiana-Monroe, 2012 (68)
Had 50+ pass attempts:	at Colorado State, 2018 (50)
Had 40+ pass attempts:	North Texas, 2018 (46)
Had 30+ pass attempts:	Ole Miss, 2018 (35)
Had 40+ pass completions:	Louisiana-Monroe, 2012 (42)
Had 30+ pass completions:	at Colorado State, 2018 (32)
Had 25+ pass completions:	Ole Miss, 2018 (26)
Had 20+ pass completions:	Ole Miss, 2018 (26)
Had 5+ passing TDs:	Missouri, 2017 (5)
Had 4+ passing TDs:	Alabama, 2018 (4)
Had 3+ passing TDs:	Alabama, 2018 (4)

### RECEIVING

Had two players with 100-yards receiving in a game:	Alabama, 2018 (Jerry Jeudy, 135 - Irv Smith Jr., 123)
Had 4+ players catch 5+ passes:	TCU, 2016 (Kyle Hicks - 8, K. Turpin - 7, Ty Slanina - 7 & Desmond White - 5)
Had 3+ players catch 5+ passes:	Missouri, 2017 (J'Mon Moore - 10, Al Okwuegbunam - 5, Nate Brown - 5)
Had 10+ players catch a pass:	UT Martin, 2015 (10)
Had 8+ players catch a pass:	vs. Ole Miss, 2018 (8)

### TOTAL OFFENSE

Had 700+ yards total offense:	at Southern California, 2005 (736)
Had 650+ yards total offense:	Missouri, 2017 (696)
Had 600+ yards total offense:	Ole Miss, 2018 (611)
Had 550+ yards total offense:	Ole Miss, 2018 (611)
Had 500+ yards total offense:	Ole Miss, 2018 (611)
Had 400+ yards total offense:	Ole Miss, 2018 (611)
Had 100+ plays total offense:	Missouri, 2017 (102)
Had 90+ plays total offense:	Missouri, 2017 (102)
Had 80+ plays total offense:	Eastern Illinois, 2018 (81)
Had 75+ plays total offense:	vs. North Texas, 2018 (75)

### SCORING

Scored 70+ points:	at Southern California, 2005 (70)
Scored 60+ points:	Alabama, 2018 (65)
Scored 50+ points:	Alabama, 2018 (65)
Scored 40+ points:	Alabama, 2018 (65)
Scored 30+ points:	Ole Miss, 2018 (37)
Scored a two-point conversion rushing:	at LSU, 2007
Scored a two-point conversion passing:	at Colorado State, 2018
Failed on a two-point conversion attempt:	vs. Texas A&M, 2017

### TURNOVERS

Had 5+ fumbles:	Eastern Illinois, 2018 (6, lost 5)
Had 4+ fumbles lost:	Eastern Illinois, 2018 (5)
Had 3+ fumbles lost:	Eastern Illinois, 2018 (5)
Committed 5+ turnovers:	Eastern Illinois, 2018 (5)
Did not commit a turnover:	Alabama, 2018
Intercepted 8+ Arkansas passes:	at SMU, 1951 (8)
Intercepted 7+ Arkansas passes:	at SMU, 1951 (8)
Intercepted 6+ Arkansas passes:	North Texas, 2018 (6)
Intercepted 5+ Arkansas passes:	North Texas, 2018 (6)
Intercepted 4+ Arkansas passes:	North Texas, 2018 (6)
Intercepted 3+ Arkansas passes:	North Texas, 2018 (6)
Returned an interception for a touchdown:	Alabama, 2018
Returned a fumble for a touchdown:	Coastal Carolina, 2017

### DEFENSE

Held Arkansas to 10 or fewer first downs:	at Alabama, 2015 (10)
Recorded 9+ sacks:	Oklahoma, 2001 (9.0-55)
Recorded 8+ sacks:	Oklahoma, 2001 (9.0-55)
Recorded 7+ sacks:	Alabama, 2016 (7.0-53)
Recorded 6+ sacks:	vs. Auburn, 2017 (6.0-34)
Scored a safety:	at Auburn, 2008
Held Arkansas to 50 or fewer yards rushing:	at Alabama, 2017 (27)
Held Arkansas to 25 or fewer yards rushing:	at Auburn, 2016 (25)
Held Arkansas to 100 or fewer yards passing:	at Texas Tech, 2014 (61)
Held Arkansas to 50 or fewer yards passing:	South Carolina, 2013 (30)
Held Arkansas to 300 or less yards total offense:	vs. Texas A&M, 2018 (248)
Held Arkansas to 200 or less yards total offense:	Alabama, 2012 (137)
Held Arkansas to 100 or fewer yards both rushing & passing:	Alabama, 2012 (Rush - 58, Pass - 79)

### SPECIAL TEAMS

Returned a punt for a TD:	North Texas, 2018
Returned a kickoff for a TD:	vs. Texas A&M, 2018
Punted 10+ times:	Chattanooga, 2007 (12)
Punted 10+ times in consecutive games:	North Texas, 2007 (10)
Did not punt:	Chattanooga, 2007 (12)
Missed a kicking PAT:	Alabama, 2018
Missed two kicking PATs:	Eastern Illinois, 2018
Blocked a field goal:	at LSU, 2017
Blocked a punt:	Kansas State, 2015
	at Auburn, 2018

### MISCELLANEOUS

Had 30+ first downs:	Ole Miss, 2018 (32)
Had 10+ penalties:	Missouri, 2017 (10)
Had 100+ yards in penalties:	North Texas, 2018 (102)
Had 35 minutes+ of possession time:	LSU, 2016 (35:11)
Had two 100-yard rushers and one 100-yard receiver:	Texas A&M, 2017
	(Kellen Mond - 109 rushing, Keith Ford - 102 rushing & Christian Kirk - 110 receiving)
Had one 100-yard rusher and one 100-yard receiver:	at LSU, 2017
	(Derrius Guice - 147 rushing & DJ Chark - 130 receiving)
Had one 100-yard rusher and two 100-yard receivers:	Alabama, 2018
	(Damien Harris - 111 rushing, Jerry Jeudy - 135 receiving & Irv Smith Jr. - 123 receiving)

## LAST TIME AN INDIVIDUAL OPPONENT . . .

### INDIVIDUAL RUSHING

Rushed 40+ times: . . . . . Travis Stephens (41), Tennessee (2001)  
 Rushed 35+ times: . . . . . Ish Witter (39), Missouri (2017)  
 Rushed 30+ times: . . . . . Ish Witter (39), Missouri (2017)  
 Rushed for 200+ yards: . . . . . Derrius Guice (252), LSU (2016)  
 Rushed for 175+ yards: . . . . . Derrius Guice (252), LSU (2016)  
 Rushed for 150+ yards: . . . . . Trayveon Williams (152), vs. Texas A&M (2018)  
 Rushed for 125+ yards: . . . . . Jordan Ta'amu (141), vs. Ole Miss (2018)  
 Rushed for 100+ yards: . . . . . Jordan Ta'amu (141), vs. Ole Miss (2018)  
 Rushed for 4+ touchdowns: . . . . . Nick Fitzgerald (4), Mississippi State (2016)  
 Rushed for 3+ touchdowns: . . . . . Derrius Guice (3), LSU (2017)  
 Had a run of 80+ yards: . . . . . Johnathon Johnson (82), Missouri (2016)  
 Had a run of 70+ yards: . . . . . Damien Harris (75), Alabama (2017)  
 Had a run of 60+ yards: . . . . . Jordan Wilkins (64), Ole Miss (2017)  
 Had a run of 50+ yards: . . . . . Jordan Wilkins (64), Ole Miss (2017)

### INDIVIDUAL PASSING

Passed for 500+ yards: . . . . . Dak Prescott (508), Mississippi State (2015)  
 Passed for 450+ yards: . . . . . Dak Prescott (508), Mississippi State (2015)  
 Passed for 400+ yards: . . . . . Drew Lock (448), Missouri (2017)  
 Passed for 300+ yards: . . . . . Jordan Ta'amu (387), vs. Ole Miss (2018)  
 Attempted 60+ passes: . . . . . Kolton Browning (67), Louisiana-Monroe (2012)  
 Attempted 50+ passes: . . . . . Kenny Hill (56), TCU (2016)  
 Attempted 40+ passes: . . . . . Mason Fine (45), North Texas (2018)  
 Completed 40+ passes: . . . . . Kolton Browning (42), Louisiana-Monroe (2012)  
 Completed 30+ passes: . . . . . K.J. Carta-Samuels (37), at Colorado State (2018)  
 Completed 20+ passes: . . . . . Jordan Ta'amu (26), vs. Ole Miss (2018)  
 Threw 5+ touchdown passes: . . . . . Drew Lock (5), Missouri (2017)  
 Threw 4+ touchdown passes: . . . . . Tua Tagovailoa (4), Alabama (2018)  
 Threw 3+ touchdown passes: . . . . . Tua Tagovailoa (4), Alabama (2018)  
 Completed a pass for 90+ yards: . . . . . Trevor Knight (92), Texas A&M (2016)  
 Completed a pass for 80+ yards: . . . . . Kellen Mond (81), Texas A&M (2017)  
 Completed a pass for 70+ yards: . . . . . Tua Tagovailoa (76), Alabama (2018)  
 Completed a pass for 60+ yards: . . . . . Seth Boomer (65), vs. Tulsa (2018)

### INDIVIDUAL RECEIVING

Caught 15+ passes: . . . . . Willie Goshu (17), Auburn (1995)  
 Caught 10+ passes: . . . . . DaMarkus Lodge (10), vs. Ole Miss (2018)  
 Caught 7+ passes: . . . . . DaMarkus Lodge (10), vs. Ole Miss (2018)  
 Had 200+ yards receiving: . . . . . Jamayel Smith (208), Mississippi State (2007)  
 Had 150+ yards receiving: . . . . . Preston Williams (154), at Colorado State (2018)  
 Had 100+ yards receiving: . . . . . Jerry Jeudy (135) & Irv Smith Jr. (123), Alabama (2018)  
 Caught 3+ TD passes: . . . . . A. Hollins (3), Eastern Illinois (2018)  
 Caught 2+ TD passes: . . . . . Jerry Jeudy (2), Alabama (2018)

### INDIVIDUAL TOTAL OFFENSE

Had 400+ yards total offense: . . . . . Jordan Ta'amu (528; Pass - 387, Rush - 141), Ole Miss (2018)  
 Had 300+ yards total offense: . . . . . Jordan Ta'amu (528; Pass - 387, Rush - 141), Ole Miss (2018)  
 Had 100 yards both passing and rushing: . . . . . Jordan Ta'amu (528; Pass - 387, Rush - 141), Ole Miss (2018)

### INDIVIDUAL SCORING

Accounted for 6+ touchdowns: . . . . . Nick Fitzgerald (Mississippi State), 2016 (6)  
 Accounted for 5+ touchdowns: . . . . . Drew Lock (Missouri), 2016 (5)  
 Accounted for 4+ touchdowns: . . . . . Drew Lock (Missouri), 2016 (5)  
 Scored 4+ touchdowns: . . . . . Peyton Barber (Auburn), 2015 (4)  
 Scored 3+ touchdowns: . . . . . Derrius Guice (3), LSU (2017)

### INDIVIDUAL DEFENSE

Intercepted 3+ passes: . . . . . Minkah Fitzpatrick (3), Alabama (2016)  
 Intercepted 2+ passes: . . . . . N. Brooks, K. Muhammad (2.2), North Texas (2018)  
 Recorded 3+ sacks: . . . . . M. Frazier (3.0), Missouri (2016)  
 Recorded 2+ sacks: . . . . . L. Hamilton (2.0), North Texas (2018)

### SPECIAL TEAMS

Kicked 5+ field goals: . . . . . Dan Nystrom (5-5), Minnesota (2002)  
 Kicked four field goals: . . . . . Wyatt Bryan (4-4), at Colorado State (2018)  
 Returned a punt for a TD: . . . . . Keegan Brewer, North Texas (2018)  
 Returned a kick for a TD: . . . . . Jashaun Corbin, vs. Texas A&M (2018)

# GAME 9 VANDERBILT

## ARKANSAS BIG PLAYS FROM SCRIMMAGE

Opponent	Rushing					Passing				
	10-19	20-29	30-39	40-49	50+	20-29	30-39	40-49	50+	
Eastern Illinois	2	0	0	0	0	0	1	3	1	
at Colorado State	9	0	1	0	0	1	0	0	1	
North Texas	2	0	0	0	1	1	0	0	0	
at Auburn	4	0	0	1	0	0	2	0	0	
vs. Texas A&M	2	1	0	0	0	3	1	0	0	
Alabama	2	0	2	0	0	2	1	0	0	
Ole Miss	8	1	0	0	1	1	3	0	0	
Tulsa	5	1	0	0	0	2	1	0	0	
Vanderbilt										
LSU										
at Mississippi State										
at Missouri										
<b>TOTAL</b>	<b>34</b>	<b>3</b>	<b>3</b>	<b>1</b>	<b>2</b>	<b>10</b>	<b>9</b>	<b>3</b>	<b>2</b>	

## OPPONENT BIG PLAYS FROM SCRIMMAGE

Opponent	Rushing					Passing				
	10-19	20-29	30-39	40-49	50+	20-29	30-39	40-49	50+	
Eastern Illinois	2	1	0	0	0	0	0	1	0	
at Colorado State	2	0	0	0	0	3	2	0	1	
North Texas	3	1	0	0	0	1	4	0	0	
at Auburn	3	0	0	0	0	0	0	1	0	
vs. Texas A&M	7	0	0	0	0	3	0	0	0	
Alabama	7	2	0	0	0	2	0	2	2	
Ole Miss	6	3	0	0	0	1	0	2	1	
Tulsa	6	0	0	0	0	0	1	0	1	
Vanderbilt										
LSU										
at Mississippi State										
at Missouri										
<b>TOTAL</b>	<b>36</b>	<b>7</b>	<b>0</b>	<b>0</b>	<b>0</b>	<b>10</b>	<b>7</b>	<b>6</b>	<b>5</b>	

## FIRST DOWN GAME LOG

Arkansas					Opponents				
Opponent	Rush	Pass	Penalty	Total	Opponent	Rush	Pass	Penalty	Total
Eastern Illinois	5	13	0	18	Eastern Illinois	8	11	2	21
at Colorado State	16	5	3	24	at Colorado State	5	14	2	21
North Texas	4	12	4	20	North Texas	3	11	14	18
at Auburn	6	5	2	13	at Auburn	6	6	1	13
vs. Texas A&M	3	8	0	11	vs. Texas A&M	11	10	3	24
Alabama	7	12	3	22	Alabama	11	13	0	24
Ole Miss	17	7	3	27	Ole Miss	15	15	2	32
Tulsa	12	6	2	20	Tulsa	9	5	1	15
Vanderbilt					Vanderbilt				
LSU					LSU				
at Mississippi State					at Mississippi State				
at Missouri					at Missouri				
<b>TOTAL</b>	<b>70</b>	<b>68</b>	<b>17</b>	<b>155</b>	<b>TOTAL</b>	<b>68</b>	<b>85</b>	<b>25</b>	<b>168</b>

## TURNOVER CHART

Takeaways					Giveaways				
Opponent	Fumbles	Interceptions	Total	Pts Off	Fumbles	Interceptions	Total	Points Off	Margin
Eastern Illinois	5	0	5	24	0	0	0	0	+5
at Colorado State	1	1	2	7	0	2	2	6	0
North Texas	1	0	1	0	0	6	6	24	-5
at Auburn	0	0	0	0	1	1	2	3	-2
vs. Texas A&M	0	2	2	0	0	1	1	0	+1
Alabama	0	0	0	0	2	1	3	21	-3
Ole Miss	0	1	1	7	0	1	1	0	0
Tulsa	1	1	2	3	1	1	2	0	0
Vanderbilt									
LSU									
at Mississippi State									
at Missouri									
<b>TOTAL</b>	<b>8</b>	<b>5</b>	<b>13</b>	<b>41</b>	<b>4</b>	<b>13</b>	<b>17</b>	<b>54</b>	<b>-4</b>

## DRIVE SUPERLATIVES

### Longest Drive

By No. of Plays  
By No. of Yards  
By Time of Possession

### Arkansas

16 (74 yards, 8:19) vs. Tulsa, FG  
91 (9 plays, 3:51) at Colorado State, TD  
6:38 (10 plays, 33 yards) vs. Ole Miss, Punt

### Opponents

15 (63 yards, 5:28) vs. Eastern Illinois, Missed FG  
99 (5 plays, 1:55) vs. Alabama, TD  
6:59 (11 plays, 72 yards) vs. Alabama, TD

### Shortest Drive

By No. of Plays  
By No. of Yards  
By Time of Possession

### Arkansas

1 (16x) last (-2 yards, 0:11) vs. Tulsa, End of Game  
-15 (1 plays, 0:13) vs. Ole Miss, Interception  
0:01 (1 plays, -1 yard) vs. Texas A&M, End of Half

### Opponents

1 (9x) last (13 yards, 0:29) vs. Ole Miss, End of Game  
-19 (3 plays, 1:24) vs. Tulsa, Fumble  
0:00 (1 plays, 0 yards) at Auburn, Missed FG

### Scoring Drive Breakdown

Yardage	ARKANSAS		OPPONENT	
	TD	FG	TD	FG
No drive	1	-	5	-
Neg. Yards	-	-	-	1
0-9	1	-	1	3
10-19	-	2	-	1
20-29	2	-	1	-
30-39	-	-	2	-
40-49	2	2	3	3
50-59	1	6	2	2
60-69	2	3	2	1
70-79	10	2	10	1
80-89	2	-	3	-
90-99	1	-	3	-
<b>TOTALS</b>	<b>23</b>	<b>15</b>	<b>32</b>	<b>12</b>

### Game-Opening Drives

OPP	ARKANSAS			OPPONENTS		
	PTS	ISTS	YDS	PTS	ISTS	YDS
Eastern Illinois	0	0	9	3	1	16
at Colorado St.	0	0	-2	3	0	6
North Texas	0	2	10	0	0	12
at Auburn	0	1	10	7	2	27
vs. Texas A&M	0	0	2	7	5	69
Alabama	0	2	34	7	1	76
Ole Miss	3	2	41	3	1	56
Tulsa	0	1	11	0	1	11
Vanderbilt						
LSU						
at Miss. St.						
at Missouri						
<b>TOTALS</b>	<b>3</b>	<b>8</b>	<b>115</b>	<b>30</b>	<b>41</b>	<b>273</b>

### Second Half-Opening Drives

OPP	ARKANSAS			OPPONENTS		
	PTS	ISTS	YDS	PTS	ISTS	YDS
Eastern Illinois	0	0	9	3	1	16
at Colorado St.	7	5	91	0	1	29
North Texas	0	2	29	3	4	72
at Auburn	3	2	68	0	0	7
vs. Texas A&M	3	2	46	0	1	11
Alabama	0	1	20	7	2	44
Ole Miss	3	4	55	7	2	79
Tulsa	0	0	-3	0	0	-1
Vanderbilt						
LSU						
at Miss. St.						
at Missouri						
<b>TOTALS</b>	<b>16</b>	<b>16</b>	<b>315</b>	<b>20</b>	<b>11</b>	<b>257</b>

### Three & Out Drives

	ARKANSAS	OPPONENT
	THREE-&OUTS/DRIVES	THREE-&OUTS/DRIVES
Eastern Illinois	3/15 (20.0%)	2/15 (13.3%)
at Colorado State	1/15 (6.7%)	3/14 (21.4%)
North Texas	3/20 (15.0%)	7/20 (35.0%)
at Auburn	6/15 (40.0%)	4/15 (26.7%)
vs. Texas A&M	7/13 (53.9%)	1/13 (7.7%)
Alabama	3/12 (25.0%)	0/13 (0.0%)
Ole Miss	0/11 (0.0%)	0/11 (0.0%)
Tulsa	1/13 (7.7%)	3/12 (25.0%)
Vanderbilt		
LSU		
at Mississippi State		
at Missouri		
<b>TOTALS</b>	<b>24/114 (21.1%)</b>	<b>20/113 (17.7%)</b>

## ARKANSAS DRIVE CHARTS

### Eastern Illinois

Qtr.	Time	Start	Pl-Yds	TOP	Result
1st	14:24	E135	6-18	1:41	*FIELD GOAL
1st	09:15	AR30	7-26	2:50	punt
1st	04:52	E129	3-(-8)	2:29	punt
1st	01:46	E101	0-0	0:00	*TOUCHDOWN
2nd	11:18	AR20	11-80	3:53	*TOUCHDOWN
2nd	07:12	E127	3-27	0:50	*TOUCHDOWN
2nd	03:45	AR15	3-1	0:47	punt
2nd	02:22	AR21	4-79	1:02	*TOUCHDOWN
2nd	00:52	AR43	1-57	0:07	*TOUCHDOWN
3rd	15:00	AR26	3-7	1:20	punt
3rd	11:31	E105	2-5	0:37	*TOUCHDOWN
3rd	05:51	AR36	10-59	5:11	*FIELD GOAL
4th	12:34	AR05	4-7	2:32	punt
4th	07:51	AR28	8-72	4:03	*TOUCHDOWN
4th	01:39	AR28	3-(-7)	0:00	end of game

## OPPONENT DRIVE CHARTS

### Eastern Illinois

Qtr.	Time	Start	Pl-Yds	TOP	Result
1st	15:00	E126	3-9	0:36	fumble
1st	12:43	E125	10-45	3:28	missed fg
1st	06:25	E109	5-20	1:33	fumble
1st	02:23	E114	2-(-13)	0:37	fumble
1st	01:46	E125	15-63	5:28	missed fg
2nd	07:25	E125	1-2	0:13	fumble
2nd	06:22	E125	6-17	2:37	punt
2nd	02:58	AR47	2-47	0:36	*TOUCHDOWN
2nd	01:20	E125	3-1	0:28	punt
2nd	00:45	E118	1-(-4)	0:45	end of half
3rd	13:40	E147	6-18	2:09	fumble
3rd	10:54	E115	14-85	5:03	*TOUCHDOWN
3rd	00:40	E123	8-26	3:06	punt
4th	10:02	AR37	4-37	2:02	*TOUCHDOWN
4th	03:48	E125	3-4	2:09	punt



## ARKANSAS DRIVE CHARTS

### at Colorado State

Qtr.	Time	Start	Pl-Yds	TOP	Result
1st	15:00	AR25	3-(-2)	1:03	interception
1st	12:26	AR25	4-18	1:07	punt
1st	08:08	AR27	14-73	6:06	*TOUCHDOWN
1st	00:46	AR27	5-8	1:44	punt
2nd	13:41	AR20	10-70	4:04	*FIELD GOAL
2nd	09:08	AR22	8-65	2:40	*FIELD GOAL
2nd	03:00	AR25	6-22	2:03	interception
2nd	00:32	AR25	1-(-1)	0:32	end of half
3rd	12:26	AR09	9-91	3:51	*TOUCHDOWN
3rd	07:39	AR36	1-64	0:11	*TOUCHDOWN
3rd	06:49	CSU28	4-(-2)	1:22	missed fg
3rd	02:46	AR25	5-25	3:10	punt
4th	11:01	AR26	3-2	1:39	punt
4th	05:09	AR20	4-(-1)	2:31	punt
4th	00:06	AR28	1-10	0:06	end of game

### North Texas

Qtr.	Time	Start	Pl-Yds	TOP	Result
1st	15:00	AR20	5-25	2:05	punt
1st	11:26	AR23	1-0	0:07	interception
1st	09:36	AR22	8-41	2:47	punt
1st	06:49	AR23	2-0	0:50	interception
1st	05:04	AR30	6-17	2:54	punt
1st	00:44	AR39	7-61	1:36	*TOUCHDOWN
2nd	12:22	AR15	10-49	2:55	*FIELD GOAL
2nd	08:00	AR20	1-0	0:09	interception
2nd	07:21	AR25	6-55	1:40	missed fg
2nd	02:55	AR14	3-(-6)	1:19	punt
2nd	00:10	AR25	1-6	0:10	end of half
3rd	09:26	AR25	4-29	1:32	interception
3rd	06:17	AR09	6-10	3:37	punt
3rd	01:13	AR07	3-5	1:23	punt
4th	13:22	AR17	4-0	1:49	punt
4th	10:51	AR08	4-7	1:28	punt
4th	07:49	AR20	1-0	0:07	interception
4th	07:42	AR27	3-3	0:57	interception
4th	05:23	AR01	3-3	2:19	punt
4th	01:05	AR32	1-68	0:12	*TOUCHDOWN

### at Auburn

Qtr.	Time	Start	Pl-Yds	TOP	Result
1st	15:00	AR25	5-15	2:03	punt
1st	10:36	AR25	11-53	3:59	missed fg
1st	05:21	AR28	3-5	1:44	punt
1st	02:00	AR36	1-6	0:14	fumble
1st	00:21	AR25	7-3	3:42	punt
2nd	10:06	AR20	5-20	2:07	punt
2nd	04:30	AR09	3-3	1:22	punt
2nd	00:49	AR25	5-25	0:49	interception
2nd	00:00	AR33	0-0	0:00	end of half
3rd	13:09	AR21	10-68	3:50	*FIELD GOAL
3rd	09:05	AR25	3-9	1:49	punt
3rd	05:30	AR09	3-9	2:01	punt
3rd	00:47	AR10	10-62	3:38	downs
4th	08:18	AR25	3-(-13)	2:27	punt
4th	03:07	AR25	3-(-2)	2:36	punt

### vs. Texas A&M

Qtr.	Time	Start	Pl-Yds	TOP	Result
1st	14:46	AR25	3-2	1:20	punt
1st	08:36	AR11	3-(-7)	1:28	punt
1st	06:26	AR49	3-6	1:58	punt
1st	01:43	AR20	3-(-4)	1:31	punt
2nd	12:36	AR25	7-75	3:01	*TOUCHDOWN
2nd	03:24	AR23	3-0	1:39	punt
2nd	00:01	AR20	1-(-1)	0:01	end of half
3rd	15:00	AR25	9-46	3:44	*FIELD GOAL
3rd	06:19	AR07	3-4	2:18	punt
3rd	02:26	AR02	6-26	2:38	punt
4th	09:33	AR20	3-1	0:59	punt
4th	05:03	AR25	6-75	1:47	*TOUCHDOWN
4th	01:51	AR26	4-19	0:40	interception

## OPPONENT DRIVE CHARTS

### at Colorado State

Qtr.	Time	Start	Pl-Yds	TOP	Result
1st	13:57	AR43	4-6	1:31	*FIELD GOAL
1st	11:19	CSU17	6-13	3:11	punt
1st	01:56	CSU26	3-15	1:10	interception
2nd	14:02	CSU32	3-0	0:21	punt
2nd	09:34	CSU14	3-(-5)	0:26	punt
2nd	06:28	CSU25	10-47	3:28	*FIELD GOAL
2nd	00:57	AR44	5-18	0:25	*FIELD GOAL
3rd	14:54	CSU20	4-26	2:28	punt
3rd	08:35	CSU25	3-39	0:56	fumble
3rd	07:21	CSU15	3-0	0:32	punt
3rd	05:27	CSU30	7-70	2:41	*TOUCHDOWN
4th	14:36	CSU04	9-96	3:29	*TOUCHDOWN
4th	09:22	CSU36	11-60	4:03	*FIELD GOAL
4th	02:38	CSU41	6-59	2:30	*TOUCHDOWN

### North Texas

Qtr.	Time	Start	Pl-Yds	TOP	Result
1st	12:55	NT24	3-7	1:29	punt
1st	11:19	AR44	7-44	1:43	*TOUCHDOWN
1st	06:49	AR00	0-0	0:00	*TOUCHDOWN
1st	05:59	AR08	4-1	0:55	*FIELD GOAL
1st	02:10	NT12	3-6	1:26	punt
2nd	14:08	NT25	4-13	1:46	punt
2nd	09:27	NT25	4-29	1:27	punt
2nd	07:51	AR34	2-34	0:30	*TOUCHDOWN
2nd	05:41	NT20	8-80	2:46	*TOUCHDOWN
2nd	01:36	AR49	7-40	1:26	*FIELD GOAL
3rd	15:00	NT25	14-72	5:34	*FIELD GOAL
3rd	07:54	NT44	3-3	1:37	punt
3rd	02:40	AR49	3-4	1:27	punt
4th	14:50	NT50	3-7	1:28	punt
4th	11:33	NT50	2-42	0:42	fumble
4th	09:23	AR49	3-2	1:34	punt
4th	07:42	AR00	0-0	0:00	*TOUCHDOWN
4th	06:45	AR49	3-4	1:22	punt
4th	03:04	AR37	4-5	1:59	downs
4th	00:53	NT20	1-(-2)	0:53	end of game

### at Auburn

Qtr.	Time	Start	Pl-Yds	TOP	Result
1st	12:57	AR27	7-27	2:21	*TOUCHDOWN
1st	06:37	AU22	3-3	1:16	punt
1st	03:37	AU45	5-19	1:37	missed fg
1st	01:46	AR02	4-1	1:25	*FIELD GOAL
2nd	11:39	AU20	3-9	1:33	punt
2nd	07:59	AU24	9-67	3:29	downs
2nd	03:08	AR09	4-9	2:19	*TOUCHDOWN
2nd	00:00	AR33	1-0	0:00	missed fg
3rd	15:00	AU25	3-7	1:51	punt
3rd	09:05	AR00	0-0	0:00	*TOUCHDOWN
3rd	07:16	AU25	3-6	1:46	punt
3rd	03:29	AU40	7-12	2:42	punt
4th	12:09	AU28	8-72	3:51	*TOUCHDOWN
4th	05:51	AR15	4-(-10)	2:36	*FIELD GOAL
4th	00:31	AU38	1-(-2)	0:31	end of game

### vs. Texas A&M

Qtr.	Time	Start	Pl-Yds	TOP	Result
1st	15:00	AR00	0-0	0:14	*TOUCHDOWN
1st	13:26	TAMU21	9-79	4:50	*TOUCHDOWN
1st	07:08	TAMU40	2-5	0:42	interception
1st	04:28	TAMU19	5-16	2:45	punt
1st	00:12	TAMU39	7-48	2:36	*FIELD GOAL
2nd	09:35	TAMU25	10-45	6:11	interception
2nd	01:45	TAMU26	9-55	1:44	missed fg
3rd	11:16	TAMU32	6-11	4:57	punt
3rd	04:01	TAMU46	3-4	1:35	punt
4th	14:48	TAMU27	12-58	5:15	missed fg
4th	08:34	TAMU39	7-61	3:31	*TOUCHDOWN
4th	03:16	TAMU25	5-18	1:25	punt
4th	01:11	TAMU26	2-(-2)	1:11	end of game

## ARKANSAS DRIVE CHARTS

### Alabama

Qtr.	Time	Start	Pl-Yds	TOP	Result
1st	14:39	AR25	9-30	3:48	fumble
1st	10:01	AR25	3-4	1:32	punt
1st	05:38	AR25	11-75	5:14	*TOUCHDOWN
2nd	13:34	AL43	3-42	1:27	fumble
2nd	10:12	AR25	7-75	4:03	*TOUCHDOWN
2nd	02:49	AR25	3-4	0:59	punt
2nd	01:38	AR25	3-7	1:08	punt
3rd	15:00	AR25	6-20	2:59	downs
3rd	08:47	AR25	11-52	5:21	*FIELD GOAL
4th	13:37	AR25	4-15	1:22	interception
4th	12:15	AR25	7-75	3:17	*TOUCHDOWN
4th	01:59	AL22	5-22	1:46	*TOUCHDOWN

### Ole Miss

Qtr.	Time	Start	Pl-Yds	TOP	Result
1st	12:49	AR25	11-50	5:08	*FIELD GOAL
1st	06:25	AR22	7-78	3:01	*TOUCHDOWN
1st	01:35	AR20	3-80	1:04	*TOUCHDOWN
2nd	12:23	AR25	5-75	1:33	*TOUCHDOWN
2nd	07:03	AR28	9-52	4:27	*FIELD GOAL
2nd	00:33	AR20	1-(-1)	0:33	end of half
3rd	15:00	AR25	10-55	5:32	*FIELD GOAL
3rd	07:29	AR25	11-57	4:56	*FIELD GOAL
4th	13:47	AR20	10-33	6:38	punt
4th	04:15	AR10	6-23	2:13	punt
4th	00:42	AR43	1-(-15)	0:13	interception

### Tulsa

Qtr.	Time	Start	Pl-Yds	TOP	Result
1st	15:00	AR25	5-11	2:22	interception
1st	10:03	AR20	8-29	4:00	punt
1st	03:34	AR25	9-60	4:20	*FIELD GOAL
2nd	12:27	AR44	3-5	1:26	punt
2nd	08:46	AR41	5-18	2:48	punt
2nd	04:54	TU49	8-49	3:29	*TOUCHDOWN
2nd	00:04	AR20	1-(-2)	0:04	end of half
3rd	13:33	TU43	1-(-3)	0:06	fumble
3rd	12:03	TU27	7-10	2:56	*FIELD GOAL
3rd	07:01	TU40	3-40	1:23	*TOUCHDOWN
3rd	02:22	AR09	8-41	4:02	punt
4th	09:39	AR20	16-74	8:19	*FIELD GOAL
4th	00:11	AR18	1-(-2)	0:11	end of game

## OPPONENT DRIVE CHARTS

### Alabama

Qtr.	Time	Start	Pl-Yds	TOP	Result
1st	15:00	AL24	1-76	0:21	*TOUCHDOWN
1st	10:51	AL45	2-55	0:50	*TOUCHDOWN
1st	08:29	AL24	8-76	2:51	*TOUCHDOWN
1st	00:24	AL34	4-9	1:50	downs
2nd	12:07	AL01	5-99	1:55	*TOUCHDOWN
2nd	06:09	AL26	8-74	3:20	*TOUCHDOWN
2nd	01:50	AL40	1-60	0:12	*TOUCHDOWN
2nd	00:30	AL33	2-9	0:30	end of half
3rd	12:01	AR44	7-44	3:14	*TOUCHDOWN
3rd	03:26	AL33	10-58	4:49	*FIELD GOAL
4th	12:15	AR00	0-0	0:00	*TOUCHDOWN
4th	08:58	AL28	11-72	6:59	*TOUCHDOWN
4th	00:13	AL27	1-(-3)	0:13	end of game

### Ole Miss

Qtr.	Time	Start	Pl-Yds	TOP	Result
1st	15:00	OM25	6-56	2:11	*FIELD GOAL
1st	07:41	OM25	4-18	1:16	punt
1st	03:24	OM25	5-40	1:49	interception
1st	00:31	OM25	9-75	3:08	*TOUCHDOWN
2nd	10:50	OM40	9-33	3:47	missed fg
2nd	02:36	OM23	10-77	2:03	*TOUCHDOWN
3rd	09:28	OM21	5-79	1:59	*TOUCHDOWN
3rd	02:33	OM25	10-64	3:46	missed fg
4th	07:09	OM16	10-84	2:54	*TOUCHDOWN
4th	02:02	OM03	7-97	1:20	*TOUCHDOWN
4th	00:29	OM42	1-13	0:29	end of game

### Tulsa

Qtr.	Time	Start	Pl-Yds	TOP	Result
1st	12:38	AR23	7-11	2:35	missed fg
1st	06:03	TU15	7-60	2:29	missed fg
2nd	14:14	TU25	5-15	1:47	punt
2nd	11:01	TU10	8-49	2:15	downs
2nd	05:58	TU11	3-2	1:04	punt
2nd	01:25	TU25	5-23	1:21	interception
3rd	15:00	TU10	3-(-1)	1:27	punt
3rd	13:27	TU46	3-(-19)	1:24	fumble
3rd	09:07	TU04	3-(-2)	2:06	punt
3rd	05:38	TU10	9-34	3:16	punt
4th	13:20	TU18	8-37	3:41	punt
4th	01:20	TU21	6-61	1:09	downs

## AP POLL

As of Oct. 21, 2018

Rank	Team	Record	Points	Previous
1	Alabama (61)	8-0	1525	—
2	Clemson	7-0	1454	3
3	Notre Dame	7-0	1400	4
4	LSU	7-1	1327	5
5	Michigan	7-1	1250	6
6	Texas	6-1	1186	7
7	Georgia	6-1	1136	8
8	Oklahoma	6-1	1065	9
9	Florida	6-1	998	11
10	UCF	7-0	996	—
11	Ohio State	7-1	958	2
12	Kentucky	6-1	754	14
13	West Virginia	5-1	747	—
14	Washington State	6-1	692	25
15	Washington	6-2	677	—
16	Texas A&M	5-2	622	17
17	Penn State	5-2	528	18
18	Iowa	6-1	489	19
19	Oregon	5-2	450	12
20	Wisconsin	5-2	357	23
21	South Florida	7-0	291	—
22	NC State	5-1	186	16
23	Utah	5-2	180	NR
24	Stanford	5-2	144	NR
25	Appalachian State	5-1	79	NR

Dropped from rankings: Cincinnati 20, Mississippi State 22, Michigan State 24

Others receiving votes: Texas Tech 54, Utah State 50, San Diego State 48, Fresno State 35, Miami 34, Virginia 25, Houston 19, Purdue 17, Michigan State 8, Cincinnati 7, Auburn 5, Boston College 2, Mississippi State 2, UAB 1

## AMWAY COACHES POLL

As of Oct. 21, 2018

Rank	Team	Record	Points	Previous
1	Alabama (60)	8-0	1548	—
2	Clemson (2)	7-0	1488	3
3	Notre Dame	7-0	1409	4
4	LSU	7-1	1352	5
5	Michigan	7-1	1228	7
6	Georgia	6-1	1207	—
7	Texas	6-1	1146	8
8	Oklahoma	6-1	1075	10
9	Ohio State	7-1	1030	2
10	UCF	7-0	1008	9
11	Florida	6-1	968	12
12	West Virginia	5-1	794	13
13	Washington	6-2	729	14
14	Kentucky	6-1	689	17
15	Washington State	6-1	633	23
16	Penn State	5-2	606	—
17	Texas A&M	5-2	583	18
18	Iowa	6-1	447	22
19	Wisconsin	5-2	430	—
20	South Florida	7-0	390	—
21	Oregon	5-2	383	11
22	NC State	5-1	222	15
23	Stanford	5-2	180	24
24	Utah	5-2	107	NR
25	Miami	5-2	95	NR

Dropped from rankings: Cincinnati 21, Colorado 25

Others receiving votes: Appalachian State 78, Utah State 63, San Diego State 62, Houston 30, Cincinnati 30, Fresno State 22, Mississippi State 18, Virginia 17, Auburn 13, Colorado 9, Buffalo 9, Army 8, Duke 8, Texas Tech 8, Purdue 7, UAB 6, South Carolina 5, Virginia Tech 4, Syracuse 3, Georgia Southern 2, Michigan State 1

## ALPHABETICAL ROSTER

No.	Name	Pos.
68	Kirby Adcock	OL
3	McTelvin Agim	DL
19	Courtne Alexander	DL
84	Peyton Ausley	WR
81	Jarrold Barnes	WR
28	Reid Bauer	P
86	Jamario Bell	DL
35	Matt Berry	DB
15	LaDarius Bishop	DB
45	Simeon Blair	DB
21	Montaric Brown	DB
5	Rakeem Boyd	RB
1	Chevin Calloway	DB
44	Austin Cantrell	TE
54	Austin Capps	OL
46	Damani Carter	DL
39	Colton Chapin	DB
66	Ty Clary	OL
57	Shane Clinin	OL
54	Terrell Collins	LB
1	Jared Cornelius	WR
82	Gary Cross	WR
2	Kamren Curl	DB
32	Jordon Curtis	DB
13	Nate Dalton	DB
22	Deon Edwards	LB
86	Tobias Enlow	WR
99	Billy Ferrell	DL
17	Joseph Foucha	DB
51	Hjalte Froholdt	OL
48	Nicholas Fulwider	DL
73	Noah Gatlin	OL
5	Dorian Gerald	DL
62	Johnny Gibson Jr.	OL
23	Dre Greenlaw	LB
7	Briston Guidry	DL
89	Grayson Gunter	TE
92	Elias Hale	DL
67	Tyler Hall	OL
6	T.J. Hammonds	RB
14	Chase Harrell	WR
8	DeJon Harris	LB
2	Chase Hayden	RB
69	Dylan Hays	OL
27	Hayden Henry	LB
64	Audry Horn	OL
58	Griffin Hunt	DL
11	Daulton Hyatt	QB
74	Colton Jackson	OL
34	Kendrick Jackson	FB
3	Koilan Jackson	WR
4	Alexy Jean-Baptiste	LB
18	Blake Johnson	P
32	Hayden Johnson	FB
9	John Stephen Jones	QB
10	Jordan Jones	WR
15	Cole Kelley	QB
87	Blake Kern	TE
43	Jake Kuykendall	DB
20	Giovanni LaFrance	LB
19	Connor Limpert	K
14	Jack Lindsey	QB
35	Cooper Lucas	LB
26	Ryder Lucas	DB
73	Deion Malone	OL
43	George Madden	LS
42	Jonathan Marshall	DL
18	Myles Mason	DB
24	Jarques McClellion	DB

## NUMERICAL ROSTER

No.	Name	Pos.	Ht.	Wt.	Cl.	Exp.	Hometown (Previous School)
1	Chevin Calloway	DB	5-10	192	So.	1L	Dallas, Texas (Bishop Dunne HS)
1	Jared Cornelius	WR	5-11	203	Sr.	4L	Shreveport, La. (Evangel Christian Academy)
2	Kamren Curl	DB	6-2	201	So.	1L	San Diego, Calif. (Muskogee [Okla.] HS)
2	Chase Hayden	RB	5-10	200	So.	1L	Memphis, Tenn. (Saint George's Independent School)
3	McTelvin Agim	DL	6-3	279	Jr.	2L	Texarkana, Texas (Hope [Ark.] HS)
3	Koilan Jackson	WR	6-2	211	R-Fr.	RS	Little Rock, Ark. (Joe T. Robinson HS)
3	Deon Stewart	WR	5-11	161	Jr.	2L	Hardy, Ark. (Highland HS)
4	Alexy Jean-Baptiste	LB	6-2	235	So.	SQ	Pompano Beach, Fla. (Coconut Creek HS)
4	Ty Storey	QB	6-2	215	Jr.	1L	Charleston, Ark. (Charleston HS)
5	Rakeem Boyd	RB	6-0	200	So.	JC	Stratford, Texas (Independence [Kan.] CC)
5	Dorian Gerald	DL	6-3	260	Jr.	JC	Florence, S.C. (College of the Canyons [Calif.] CC)
6	T.J. Hammonds	RB	5-10	205	Jr.	2L	Little Rock, Ark. (Joe T. Robinson HS)
6	Gabe Richardson	DL	6-3	240	Jr.	SQ	Decatur, Ga. (Hutchinson [Kan.] CC)
7	Briston Guidry	DL	6-2	292	So.	1L	Kenner, La. (Archbishop Rummel HS)
8	DeJon Harris	LB	6-0	245	Jr.	2L	Harvey, La. (John Ehret HS)
8	Mike Woods	WR	6-1	190	Fr.	HS	Magnolia, Texas (Magnolia HS)
9	John Stephen Jones	QB	5-11	194	Fr.	HS	Dallas, Texas (Highland Park HS)
9	Santos Ramirez	DB	6-2	204	Sr.	3L	Shreveport, La. (Evangel Christian Academy)
9	De'Vion Warren	WR	5-10	180	So.	1L	Monroe, La. (Ouachita Parish HS)
10	Jordan Jones	WR	6-1	180	So.	1L	Smackover, Ark. (Smackover HS)
10	Randy Ramsey	DL	6-4	234	Sr.	3L	Fort Lauderdale, Fla. (Dillard HS)
11	Daulton Hyatt	QB	6-4	196	R-Fr.	RS	Arab, Ala. (Etowah HS)
11	Ryan Pulley	DB	5-11	198	Jr.	2L	Fort Myers, Fla. (Island Coast HS)
13	Nate Dalton	DB	6-3	195	Jr.	1L	Baton Rouge, La. (Cypress Falls HS)
13	Connor Noland	QB	6-2	207	Fr.	HS	Greenwood, Ark. (Greenwood HS)
14	Chase Harrell	WR	6-4	215	Jr.	TR	Huffman, Texas (Kansas)
14	Britto Tutt	DB	6-1	180	Jr.	1L	Augusta, Ga. (Ventura [Calif.] College)
14	Jack Lindsey	QB	6-2	195	So.	SQ	Fayetteville, Ark. (Springdale HS)
14	Nathan Parodi	DB	5-9	161	Fr.	HS	Austin, Texas (Lake Travis HS)
15	LaDarius Bishop	DB	6-0	196	Fr.	HS	Ashdown, Ark. (Ashdown HS)
15	Cole Kelley	QB	6-7	258	So.	1L	Lafayette, La. (Teurlings Catholic HS)
16	La'Michael Pettway	WR	6-2	219	Jr.	2L	Nashville, Ark. (Nashville HS)
16	Bumper Pool	LB	6-2	223	Fr.	HS	Lucas, Texas (Lovejoy HS)
17	Joe Foucha	DB	5-11	198	Fr.	HS	New Orleans, La. (McDonogh 35 HS)
17	Jimmie Stoudemire	WR	6-2	205	Jr.	JC	Prattville, Ala. (Riverside City [Calif.] College)
18	Blake Johnson	P	6-1	178	Jr.	1L	Long Beach, Calif. (Los Alamitos HS)
18	Myles Mason	DB	6-2	208	Fr.	HS	Trussville, Ala. (Hewitt-Trussville HS)
18	Jeremy Patton	TE	6-5	253	Sr.	1L	Indianapolis, Ind. (Arizona Western College)
19	Courtne Alexander	DL	6-5	239	Fr.	HS	Owasso, Okla. (Owasso HS)
19	Connor Limpert	K	6-1	175	Jr.	2L	Allen, Texas (Allen HS)
19	Tyson Morris	WR	6-1	200	R-Fr.	RS	Helena-West Helena, Ark. (Fayetteville HS)
20	Giovanni LaFrance	LB	6-1	242	So.	SQ	New Orleans, La. (Saint Augustine HS)
21	Montaric Brown	DB	6-0	187	R-Fr.	RS	Ashdown, Ark. (Ashdown HS)
21	Devwah Whaley	RB	5-11	209	Jr.	2L	Beaumont, Texas (Central HS)
22	Deon Edwards	LB	6-1	213	So.	1L	Clermont, Fla. (Lake Minneola HS)
23	Dre Greenlaw	LB	6-0	227	Sr.	3L	Fayetteville, Ark. (Fayetteville HS)
23	Maleek Williams	RB	5-11	226	R-Fr.	RS	Punta Gorda, Fla. (Charlotte HS)
24	Jarques McClellion	DB	6-0	173	R-Fr.	RS	Lake Worth, Fla. (American Heritage School)
24	Kasey Montrois	RB	5-10	192	R-Fr.	HS	West Palm Beach, Fla. (Berean Christian HS)
25	Micahh Smith	DB	6-0	203	So.	1L	Marshall, Texas (Marshall HS)
26	Ryder Lucas	DB	6-0	188	Sr.	3L	The Woodlands, Texas (The Woodlands College Park HS)
27	Hayden Henry	LB	6-2	220	So.	1L	Little Rock, Ark. (Pulaski Academy)
28	Andrew Parker	LB	6-2	238	Fr.	HS	New Orleans, La. (Sophie B. Wright HS)
28	Reid Bauer	P	5-11	198	Fr.	HS	Magnolia, Texas (Magnolia HS)
29	Derrick Munson	DB	5-11	200	So.	1L	New Orleans, La. (Archbishop Rummel HS)
30	Kevin Richardson	DB	5-11	180	Sr.	3L	Jacksonville, Fla. (Jacksonville HS)
31	Grant Morgan	LB	5-11	220	So.	1L	Greenwood, Ark. (Greenwood HS)
32	Jordon Curtis	DB	6-0	179	R-Fr.	RS	Jenks, Okla. (Jenks HS)
32	Hayden Johnson	FB	6-2	249	Jr.	2L	Columbia, Mo. (Rock Bridge HS)
33	Dee Walker	LB	6-2	216	So.	1L	Moultrie, Ga. (Colquitt County HS)
34	Kendrick Jackson	FB	6-0	259	Sr.	3L	Haynesville, La. (Haynesville HS)
34	Tyler Phillips	LB	6-1	219	Jr.	1L	North Little Rock, Ark. (North Little Rock HS)
35	Matt Berry	DB	5-10	197	Jr.	TR	Booneville, Ark. (Ouachita Baptist University)
35	Cooper Lucas	LB	5-10	225	Fr.	HS	Lamar, Mo. (Lamar HS)
36	D'Vone McClure	LB	6-2	215	So.	1L	Rixey, Ark. (Jacksonville HS)
37	Brenden Young	DB	6-1	198	Jr.	1L	Little Rock, Ark. (Ouachita Baptist University)
38	Jonathan Meadors	WR	5-8	165	Fr.	HS	Plano, Texas (Plano East HS)
38	Jayden Minchew	DB	6-1	190	So.	TR	Springdale, Ark. (Dartmouth)
39	Colton Chapin	DB	5-11	170	Fr.	HS	Carrollton, Texas (Hebron HS)
39	Thomas Muldrow	WR	5-11	190	Fr.	HS	Gurdon, Ark. (Prescott HS)



## NUMERICAL ROSTER

No.	Name	Pos.	Ht.	Wt.	Cl.	Exp.	Hometown (Previous School)
40	Trey Purifoy	TE	6-7	237	Jr.	TR	Little Rock, Ark. (Ouachita Baptist University)
42	Jonathan Marshall	DL	6-3	293	So.	1L	Shepherd, Texas (Shepherd HS)
43	Jake Kuykendall	DB	5-10	181	Fr.	HS	Charleston, Ark. (Charleston HS)
43	George Madden	LS	6-1	207	Jr.	SQ	Blanchard, Okla. (Blanchard HS)
44	Austin Cantrell	TE	6-3	263	Jr.	2L	Roland, Okla. (Roland HS)
44	Cameron Vail	DB	6-1	180	Fr.	HS	Bryant, Ark. (Bryant HS)
45	Simeon Blair	DB	5-10	201	Fr.	HS	Pine Bluff, Ark. (Pine Bluff HS)
46	Damani Carter	DL	5-11	248	Jr.	1L	Fayetteville, Ark. (Fayetteville HS)
47	Tyler Pennington	LB	5-10	222	R-Fr.	RS	Cary, Ill. (Cary-Grove HS)
48	Nicholas Fulwider	DL	6-7	260	Fr.	HS	Tyrone, Ga. (Sandy Creek HS)
48	Jordan Silver	LS	6-1	217	R-Fr.	RS	Branson, Mo. (Branson HS)
49	McKinley Williams	LB	6-4	196	Fr.	HS	Sheridan, Ark. (Sheridan HS)
51	Hjalte Froholdt	OL	6-5	315	Sr.	3L	Svendborg, Denmark (IMG [Fla.] Academy)
52	T.J. Smith	DL	6-3	304	Jr.	2L	Moultrie, Ga. (Colquitt County HS)
54	Austin Capps	OL	6-4	311	Jr.	2L	Star City, Ark. (Star City HS)
54	Terrell Collins	LB	6-0	245	So.	SQ	St. Louis, Mo. (Iowa Western CC)
57	Shane Clenin	OL	6-6	302	R-Fr.	RS	Festus, Mo. (Jefferson HS)
58	Griffin Hunt	DL	6-4	222	Fr.	HS	Lucas, Texas (Lovejoy HS)
60	Brian Wallace	OL	6-6	318	Sr.	3L	Florissant, Mo. (Christian Brothers College HS)
62	Johnny Gibson Jr.	OL	6-4	324	Sr.	2L	Dumas, Ark. (Dumas HS)
64	Audry Horn	OL	6-2	290	R-Fr.	RS	Benton, Ark. (Little Rock Catholic HS)
66	Ty Clary	OL	6-4	287	So.	1L	Fayetteville, Ark. (Fayetteville HS)
67	Tyler Hall	OL	6-4	292	So.	SQ	Maumelle, Ark. (Maumelle HS)
68	Kirby Adcock	OL	6-5	280	R-Fr.	RS	Nashville, Ark. (Nashville HS)
69	Dylan Hays	OL	6-3	294	So.	1L	Little Rock, Ark. (Little Rock Christian Academy)
71	Ryan Winkel	OL	6-6	286	Fr.	HS	Memphis, Tenn. (Christian Brothers HS)
73	Noah Gatlin	OL	6-7	293	Fr.	HS	Jonesboro, Ark. (Jonesboro HS)
73	Deion Malone	OL	6-3	293	Sr.	SQ	Batesville, Miss. (Northwest CC)
74	Colton Jackson	OL	6-5	301	Jr.	2L	Conway, Ark. (Conway HS)
75	Silas Robinson	OL	6-4	308	Fr.	HS	Yoakum, Texas (Yoakum HS)
78	Dalton Wagner	OL	6-9	300	R-Fr.	RS	Spring Grove, Ill. (Richmond Burton HS)
79	Jalen Merrick	OL	6-4	318	Jr.	2L	Oak Hill, Fla. (New Smyrna Beach HS)
80	Matthew Phillips	P	5-10	180	Fr.	HS	Brentwood, Tenn. (Brentwood HS)
81	Jarrold Barnes	WR	5-11	183	So.	SQ	Cabot, Ark. (Cabot HS)
82	Gary Cross	WR	6-1	188	Sr.	1L	Fordyce, Ark. (Hutchinson [Kan.] CC)
83	Preston Stafford	K	5-10	166	Fr.	HS	Baton Rouge, La. (Catholic HS)
84	Peyton Ausley	WR	6-2	176	Fr.	HS	Austin, Texas (Vandegrift High School)
85	Cheyenne O'Grady	TE	6-4	251	Jr.	1L	Fayetteville, Ark. (Fayetteville HS)
86	Jamario Bell	DL	6-5	247	Jr.	SQ	Junction City, Ark. (Junction City HS)
86	Tobias Enlow	WR	6-2	207	So.	SQ	North Little Rock, Ark. (North Little Rock HS)
87	Blake Kern	TE	6-4	257	So.	SQ	Lamar, Ark. (Lamar HS)
89	Grayson Gunter	TE	6-6	238	So.	1L	Madison, Miss. (Madison Central HS)
90	Armon Watts	DL	6-5	298	Sr.	1L	St. Louis, Mo. (Christian Brothers College HS)
91	Michael Taylor II	DL	6-2	248	Sr.	SQ	Orlando, Fla. (Riverside City [Calif.] College)
92	Elias Hale	DL	6-4	237	So.	SQ	Fayetteville, Ark. (Fayetteville HS)
93	Chad Stephens	P	5-11	188	So.	SQ	Owasso, Okla. (Dodge City CC)
93	Isaiah Nichols	DL	6-3	273	Fr.	HS	Springdale, Ark. (Springdale HS)
94	David Porter	DL	6-3	262	R-Fr.	RS	Little Rock, Ark. (Joe T. Robinson HS)
99	Billy Ferrell	DL	6-3	343	Fr.	HS	Fordyce, Ark. (Fordyce HS)

Roster by Class: Senior - 15 | Junior - 30 | Sophomore - 30 | Freshman - 44

## FOOTBALL STAFF

### Coaching Staff

Chad Morris   Head Coach	1st Season
John Chavis   Defensive Coordinator/LBs	1st Season
Joe Craddock   Offensive Coordinator/QBs	1st Season
Steve Caldwell   Defensive Line	1st Season
Ron Cooper   Secondary	1st Season
Dustin Fry   Offensive Line	1st Season
Barry Lunney Jr.   Tight Ends	6th Season
John Scott Jr.   Defensive Line	2nd Season
Jeff Traylor   Associate Head Coach/RBs	1st Season
Mark Smith   Secondary	1st Season
Justin Stepp   Wide Receivers	1st Season

### Graduate Assistants

Kelvin Bolden   Offense	1st Season
Ty Gatson   Offense	1st Season
Imarjaye Albury   Defense	1st Season
Eric Ponio   Defense	1st Season

### Quality Control/Analysts

Tanner Burns   Special Teams	5th Season
Jordan Traylor   Offense	1st Season
Will Bryant   Offense	1st Season
Xavier Adibi   Defense	1st Season
Corey Chamblin   Defense	1st Season
John Roberts   Defense	4th Season
GJ Kinne   Offensive Analyst	1st Season

### Support Staff

Randy Ross   Football Operations	1st Season
Trumain Carroll   Strength & Conditioning	1st Season
Dave Polanski   Athletic Training	1st Season
Taylor Edwards   Recruiting	1st Season
Bobby Allen   HS/NFL Relations	6th Season
Sam Ogden   Video	1st Season
Jake Rosch   Equipment	5th Season

## ALPHABETICAL ROSTER

No.	Name	Pos.
36	D'Vone McClure	LB
79	Jalen Merrick	OL
38	Jayden Minchew	DB
24	Kasey Monstros	RB
31	Grant Morgan	LB
19	Tyson Morris	WR
39	Thomas Muldrow	WR
29	Derrick Munson	DB
93	Isaiah Nichols	DL
13	Connor Noland	QB
85	Cheyenne O'Grady	TE
28	Andrew Parker	LB
14	Nathan Parodi	DB
18	Jeremy Patton	TE
16	La'Michael Pettway	WR
47	Tyler Pennington	LB
80	Matthew Phillips	P
34	Tyler Phillips	LB
16	Bumper Pool	LB
94	David Porter	DL
11	Ryan Pulley	DB
40	Trey Purifoy	TE
9	Santos Ramirez	DB
10	Randy Ramsey	DL
6	Gabe Richardson	DL
30	Kevin Richardson	DB
75	Silas Robinson	OL
48	Jordan Silver	LS
25	Micahh Smith	DB
52	T.J. Smith	DL
83	Preston Stafford	K
92	Chad Stephens	P
3	Deon Stewart	WR
4	Ty Storey	QB
17	Jimmie Stoudemire	WR
91	Michael Taylor II	DL
14	Britto Tutt	DB
44	Cameron Vail	DB
78	Dalton Wagner	OL
33	Dee Walker	LB
60	Brian Wallace	OL
9	De'Vion Warren	WR
90	Armon Watts	DL
21	Devwah Whaley	RB
49	McKinley Williams	LB
71	Ryan Winkel	OL
23	Maleek Williams	RB
8	Michael Woods	WR
37	Brenden Young	DB

## PRONUNCIATIONS

Courtne Alexander	core-TRAY
McTelvin Agim	UH-geem
Peyton Ausley	OZ-lee
Jarrold Barnes	JUH-rod
Chevin Calloway	Ch-evin
Tobias Enlow	N-low
Joseph Foucha	foo-SHAY
Hjalte Froholdt	YELL-duh FRO-holt
De'Jon Harris	DEE-jhon
Koilan Jackson	Coy-Lynn
Barry Lunney Jr.	LUHN-ee
Jarques McClellion	JAR-kezz
D'Vone McClure	de-VON
Nathan Parodi	pa-ro-DEE
Britto Tutt	BREE-toe
Devwah Whaley	DEV-wah



## McTELVIN AGIM

3

**Defensive Line | 6-3 | 279 | Junior**  
**Texarkana, Texas | Hope (Ark.) HS**

### QUICK HITS

- Recorded at least 0.5 TFL in 20 of 33 career games, including seven of the last 10.
- Arkansas' active career leader in tackles for loss (20.5).
- Ranked 13th in the SEC in Tackles for Loss with 7.5.
- Tied his career high in tackles (9) against Mississippi State (11/24/17).
- One of four SEC players to force multiple fumbles in a conference game last season.

### CAREER STATS

	GP/GS	UA	A	ToT	TFL-YDS	SCK-YDS	FF	FR-YDS	INT-YDS	QBH	BRUP
2016	13/5	8	19	27	5.5-23	2.5-13	0	0-0	0-0	2	0
2017	12/11	15	22	37	7.5-33	2.5-19	2	0-0	0-0	3	3
2018	8/8	15	16	31	7.5-34	3.0-17	2	1-0	0-0	10	1
<b>TOTAL</b>	<b>33/24</b>	<b>38</b>	<b>57</b>	<b>95</b>	<b>20.5-90</b>	<b>8.0-49</b>	<b>4</b>	<b>1-0</b>	<b>0-0</b>	<b>15</b>	<b>4</b>

### GAME-BY-GAME STATS

	GP/GS	UA	A	ToT	TFL-YDS	SCK-YDS	FF	FR-YDS	INT-YDS	QBH	BRUP
EASTERN ILLINOIS	1/1	2	1	3	1.0-1	0.0-0	0	0-0	0-0	2	1
at Colorado State	1/1	2	2	4	1.0-7	0.0-0	2	1-0	0-0	2	0
NORTH TEXAS	1/1	1	1	2	0.5-1	0.0-0	0	0-0	0-0	3	0
at Auburn	1/1	3	0	3	1.0-6	1.0-6	0	0-0	0-0	0	0
vs. Texas A&M	1/1	2	1	3	0.0-0	0.0-0	0	0-0	0-0	0	0
ALABAMA	1/1	1	5	6	0.5-1	0.0-0	0	0-0	0-0	0	0
OLE MISS	1/1	2	1	3	0.0-0	0.0-0	0	0-0	0-0	0	0
TULSA	1/1	2	5	7	3.5-18	2.0-11	0	0-0	0-0	3	0
VANDERBILT											
LSU											
at Mississippi State											
at Missouri											
<b>TOTAL</b>	<b>8/8</b>	<b>15</b>	<b>16</b>	<b>31</b>	<b>7.5-34</b>	<b>3.0-17</b>	<b>2</b>	<b>1-0</b>	<b>0-0</b>	<b>10</b>	<b>1</b>

### SEASON HIGHS

**Tackles** ..... 7 vs. Tulsa (10/20/18)  
**Tackles For Loss** ..... 3.5 vs. Tulsa (10/20/18)  
**Sacks** ..... 2.0 vs. Tulsa (10/20/18)  
**QB Hurries** ..... 3 (2x) last vs. Tulsa (10/20/18)  
**Pass Breakups** ..... 1 vs. Eastern Illinois (9/1/18)  
**Forced Fumbles** ..... 2 at Colorado State (9/8/18)

### CAREER HIGHS

**Tackles** ..... 9 vs. TCU (9/9/17)  
**Tackles For Loss** ..... 3.5 vs. Tulsa (10/20/18)  
**Sacks** ..... 2.0 vs. Tulsa (10/20/18)  
**QB Hurries** ..... 3 vs. North Texas (9/15/18)  
**Pass Breakups** ..... 1 (4x) vs. Eastern Illinois (9/1/18)  
**Forced Fumbles** ..... 2 (2x) last at Colorado State (9/8/18)



## RAKEEM BOYD

5

**Running Back | 6-0 | 200 | Sophomore**  
**Stratford, Texas | Independence CC (Kansas)**

### QUICK HITS

- First Hog to have 100+ rushing yards against Alabama since Darren McFadden's 195 in 2007.
- Just the 15<sup>th</sup> player to have 100+ rushing yards against Alabama since 2007.
- Rushed for 109 yards vs. Ole Miss for back-to-back 100-yard performances on the ground.
- Ranked fourth in the league, averaging 6.69 yards per carry this season.
- 69 yard touchdown run against Ole Miss is Arkansas' longest play from scrimmage.

### CAREER STATS

	GP/GS	RUSHING					RECEIVING				
		ATT	YDS	AVG	TD	LNG	REC	YDS	AVG	TD	LNG
2018	8/4	75	502	6.7	1	69	18	154	9.3	0	38
<b>TOTAL</b>	<b>8/4</b>	<b>75</b>	<b>502</b>	<b>6.7</b>	<b>1</b>	<b>69</b>	<b>18</b>	<b>154</b>	<b>9.3</b>	<b>0</b>	<b>38</b>

### GAME-BY-GAME STATS

	GP/GS	RUSHING					RECEIVING				
		ATT	YDS	AVG	TD	LNG	REC	YDS	AVG	TD	LNG
EASTERN ILLINOIS	1/0	6	12	2.0	0	7	1	8	8.0	0	8
at Colorado State	1/0	7	67	9.6	0	36	0	0	0.0	0	0
NORTH TEXAS	1/0	0	0	0.0	0	0	1	0	0.0	0	0
at Auburn	1/0	8	66	8.2	0	45	2	39	19.5	0	33
vs. Texas A&M	1/1	10	47	4.7	0	25	4	33	8.3	0	11
ALABAMA	1/1	15	102	6.8	0	32	5	24	4.8	0	21
OLE MISS	1/1	7	109	15.6	1	69	2	36	18.0	0	38
TULSA	1/1	22	99	4.5	0	17	3	14	4.6	0	6
VANDERBILT											
LSU											
at Mississippi State											
at Missouri											
<b>TOTAL</b>	<b>8/4</b>	<b>75</b>	<b>502</b>	<b>6.7</b>	<b>1</b>	<b>69</b>	<b>18</b>	<b>154</b>	<b>9.3</b>	<b>0</b>	<b>38</b>

### SEASON HIGHS

**Rushes** ..... 22 vs. Tulsa (10/20/18)  
**Rushing Yards** ..... 109 vs. Ole Miss (10/13/18)  
**Rushing Touchdowns** ..... 1 vs. Ole Miss (10/13/18)  
**Long Rush** ..... 69 vs. Ole Miss (10/13/18)  
**100-Yard Games** ..... 2 last vs. Ole Miss (10/13/18)  
**Receptions** ..... 5 vs. Alabama (10/6/18)  
**Receiving Yards** ..... 39 at Auburn (9/22/18)  
**Receiving Touchdowns** ..... None  
**Long Reception** ..... 38 vs. Ole Miss (10/13/18)

### CAREER HIGHS

**Rushes** ..... 22 vs. Tulsa (10/20/18)  
**Rushing Yards** ..... 109 vs. Ole Miss (10/13/18)  
**Rushing Touchdowns** ..... 1 vs. Ole Miss (10/13/18)  
**Long Rush** ..... 69 vs. Ole Miss (10/13/18)  
**100-Yard Games** ..... 2 last vs. Ole Miss (10/13/18)  
**Receptions** ..... 5 vs. Alabama (10/6/18)  
**Receiving Yards** ..... 39 at Auburn (9/22/18)  
**Receiving Touchdowns** ..... None  
**Long Reception** ..... 38 vs. Ole Miss (10/13/18)



## AUSTIN CANTRELL

44

**Tight End | 6-3 | 253 | Junior**  
Roland, Okla. | Roland HS

### QUICK HITS

- 42 yard catch vs. EIU is longest by Hog TE since Hunter Henry's 43 yarder against K-State (1/2/16).
- Recorded a catch in 22 of 32 career games.
- Caught a 1-yard TD pass from Rawleigh Williams III at Mississippi State (11/19/16).
- Only player on roster who is married.

### CAREER STATS

	RECEIVING					RUSHING					
	GP/GS	REC	YDS	AVG	TD	LNG	ATT	YDS	AVG	TD	LNG
2016	13/5	13	120	9.2	2	32	0	0	0.0	0	0
2017	12/10	13	85	6.5	0	31	4	15	3.8	1	5
2018	8/7	7	113	16.1	1	42	0	0	0.0	0	0
<b>TOTAL</b>	<b>33/22</b>	<b>33</b>	<b>318</b>	<b>9.6</b>	<b>3</b>	<b>42</b>	<b>4</b>	<b>26</b>	<b>3.8</b>	<b>1</b>	<b>5</b>

### GAME-BY-GAME STATS

	RECEIVING					RUSHING					
	GP/GS	REC	YDS	AVG	TD	LNG	ATT	YDS	AVG	TD	LNG
EASTERN ILLINOIS	1/1	2	53	26.5	1	42	0	0	0.0	0	0
at Colorado State	1/1	1	10	10.0	0	0	0	0	0.0	0	0
NORTH TEXAS	1/1	0	0	0.0	0	0	0	0	0.0	0	0
at Auburn	1/1	1	6	6.0	0	6	0	0	0.0	0	0
vs. Texas A&M	1/1	0	0	0.0	0	0	0	0	0.0	0	0
ALABAMA	1/1	2	21	10.5	0	20	0	0	0.0	0	0
OLE MISS	1/0	0	0	0.0	0	0	0	0	0.0	0	0
TULSA	1/1	1	23	23.0	0	23	0	0	0.0	0	0
VANDERBILT											
LSU											
at Mississippi State											
at Missouri											
<b>TOTAL</b>	<b>8/7</b>	<b>7</b>	<b>113</b>	<b>16.1</b>	<b>1</b>	<b>42</b>	<b>0</b>	<b>0</b>	<b>0.0</b>	<b>0</b>	<b>0</b>

### SEASON HIGHS

Receptions ..... 2 (2x) last vs. Alabama (10/6/18)  
 Receiving Yards ..... 53 vs. Eastern Illinois (9/1/18)  
 Receiving Touchdowns ..... 1 vs. Eastern Illinois (9/1/18)  
 Long Reception ..... 42 vs. Eastern Illinois (9/1/18)  
 Rushes ..... None  
 Rushing Yards ..... None  
 Rushing Touchdowns ..... None

### CAREER HIGHS

Receptions ..... 3 at Ole Miss (10/28/17)  
 Receiving Yards ..... 53 vs. Eastern Illinois (9/1/18)  
 Receiving Touchdowns ..... 1 (3x) last vs. Eastern Illinois (9/1/18)  
 Long Reception ..... 42 vs. Eastern Illinois (9/1/18)  
 Rushes ..... 3 vs. Coastal Carolina (11/4/17)  
 Rushing Yards ..... 13 vs. Coastal Carolina (11/4/17)  
 Rushing Touchdowns ..... 1 vs. Coastal Carolina (11/4/17)



## JARED CORNELIUS

1

**Wide Receiver | 5-11 | 203 | Senior**  
Shreveport, La. | Evangel Christian Academy



### QUICK HITS

- Had multiple catches in back-to-back games for the first time since Nov. 19-25, 2016.
- His two receptions against North Texas were his first since 9/23/17 against Texas A&M.
- Has recorded a catch in 23 of the last 27 games played, including three-straight.
- Dating back to the 2016 season, 28 of his 42 catches have resulted in a first down or TD.
- Led the team in catches of 30+ yards (5), 25+ yards (7) and 20+ yards (11) in 2016.

### CAREER STATS

	RECEIVING					RUSHING						PUNT RETURN			
	GP/GS	REC	YDS	AVG	TD	LNG	ATT	YDS	AVG	TD	LNG	RET	YDS	TD	LNG
2014	13/0	18	212	11.8	2	38	5	23	4.6	0	11	9	91	0	35
2015	9/6	24	393	16.4	3	58	7	112	16.0	2	69	7	93	0	43
2016	11/4	32	515	16.1	4	57	13	53	4.1	1	14	12	85	0	21
2017	3/2	5	43	8.6	1	15	0	0	0.0	0	0	0	0	0	0
2018	8/4	5	53	10.6	0	14	0	0	0.0	0	0	0	0	0	0
<b>TOTAL</b>	<b>43/15</b>	<b>84</b>	<b>1,216</b>	<b>14.5</b>	<b>10</b>	<b>58</b>	<b>25</b>	<b>188</b>	<b>7.5</b>	<b>3</b>	<b>69</b>	<b>28</b>	<b>269</b>	<b>0</b>	<b>43</b>

### GAME-BY-GAME STATS

	RECEIVING					RUSHING						PUNT RETURN			
	GP/GS	REC	YDS	AVG	TD	LNG	ATT	YDS	AVG	TD	LNG	RET	YDS	TD	LNG
EASTERN ILLINOIS	1/1	0	0	0.0	0	0	0	0	0.0	0	0	0	0	0	0
at Colorado State	1/0	0	0	0.0	0	0	0	0	0.0	0	0	0	0	0	0
NORTH TEXAS	1/0	2	27	13.5	0	14	0	0	0.0	0	0	0	0	0	0
at Auburn	1/1	2	15	7.5	0	11	0	0	0.0	0	0	0	0	0	0
vs. Texas A&M	1/0	1	11	11.0	0	11	0	0	0.0	0	0	0	0	0	0
ALABAMA	1/0	0	0	0.0	0	0	0	0	0.0	0	0	0	0	0	0
OLE MISS	1/1	0	0	0.0	0	0	0	0	0.0	0	0	0	0	0	0
TULSA	1/1	0	0	0.0	0	0	0	0	0.0	0	0	0	0	0	0
VANDERBILT															
LSU															
at Mississippi State															
at Missouri															
<b>TOTAL</b>	<b>8/4</b>	<b>5</b>	<b>53</b>	<b>10.6</b>	<b>0</b>	<b>14</b>	<b>0</b>	<b>0</b>	<b>0.0</b>	<b>0</b>	<b>0</b>	<b>0</b>	<b>0</b>	<b>0</b>	<b>0</b>

### SEASON HIGHS

Receptions ..... 2 (2x) last at Auburn (9/22/18)  
 Receiving Yards ..... 27 vs. North Texas (9/15/18)  
 Receiving TDs ..... 14 vs. North Texas (9/15/18)  
 Long Reception ..... None  
 100-Yard Games ..... None  
 Rushes ..... None  
 Rushing Yards ..... None  
 Rushing TDs ..... None  
 Long Rush ..... None  
 Punt Returns ..... None  
 Punt Return Yards ..... None  
 Punt Return TDs ..... None

### CAREER HIGHS

Receptions ..... 7 vs. Texas A&M (9/24/16)  
 Receiving Yards ..... 146 vs. Alabama (10/8/16)  
 Receiving TDs ..... 2 vs. Alcorn State (10/1/16)  
 Long Reception ..... 58 vs. UTEP (9/5/15)  
 100-Yard Games ..... 3, last vs. Alabama (10/8/16)  
 Rushes ..... 3 vs. LA Tech (9/3/16)  
 Rushing Yards ..... 71 at LSU (11/14/15)  
 Rushing TDs ..... 1 (2x), last vs. Ole Miss (10/15/16)  
 Long Rush ..... 69 at LSU (11/14/15)  
 Punt Returns ..... 3 vs. Florida (11/5/16)  
 Punt Return Yards ..... 43 vs. Toledo (9/12/15)  
 Punt Return TDs ..... None  
 Long Return ..... 43 vs. Toledo (9/12/15)  
 Total TDs ..... 2 vs. Alcorn State (10/1/16)



## KAMREN CURL

2

**Defensive Back | 6-2 | 201 | Sophomore**  
San Diego, Calif. | Muskogee HS (Okla.)

### QUICK HITS

- Led the team in tackles for the second time in career at Auburn (9/22/18) with nine.
- Has started 19-consecutive games, was the only freshman to make start on D in 2017.
- Tied for 24<sup>th</sup> in the league in pass breakups with 4.
- 8 PBUs were the most by an Arkansas freshman since Lawrence Richardson (17) in 2001.
- One of 10 freshmen in the FBS to record 7 pass breakups against conference competition.

### CAREER STATS

	GP/GS	UA	A	ToT	TFL-YDS	SCK-YDS	FF	FR-YDS	INT-YDS	QBH	BRUP
2017	12/11	32	14	46	0.0-0	0.0-0	0	0-0	0-0	0	8
2018	8/8	21	16	37	0.0-0	0.0-0	1	0-0	0-0	0	4
<b>TOTAL</b>	<b>20/19</b>	<b>53</b>	<b>30</b>	<b>83</b>	<b>0.0-0</b>	<b>0.0-0</b>	<b>1</b>	<b>0-0</b>	<b>0-0</b>	<b>0</b>	<b>12</b>

### GAME-BY-GAME STATS

	GP/GS	UA	A	ToT	TFL-YDS	SCK-YDS	FF	FR-YDS	INT-YDS	QBH	BRUP
EASTERN ILLINOIS	1/1	1	2	3	0.0-0	0.0-0	0	0-0	0-0	0	0
at Colorado State	1/1	3	1	4	0.0-0	0.0-0	0	0-0	0-0	0	2
NORTH TEXAS	1/1	3	2	5	0.0-0	0.0-0	1	0-0	0-0	0	1
at Auburn	1/1	4	5	9	0.0-0	0.0-0	0	0-0	0-0	0	0
vs. Texas A&M	1/1	2	1	3	0.0-0	0.0-0	0	0-0	0-0	0	0
ALABAMA	1/1	3	2	5	0.0-0	0.0-0	0	0-0	0-0	0	1
OLE MISS	1/1	3	2	5	0.0-0	0.0-0	0	0-0	0-0	0	0
TULSA	1/1	2	1	3	0.0-0	0.0-0	0	0-0	0-0	0	0
VANDERBILT											
LSU											
at Mississippi State											
at Missouri											
<b>TOTAL</b>	<b>8/8</b>	<b>21</b>	<b>16</b>	<b>37</b>	<b>0.0-0</b>	<b>0.0-0</b>	<b>1</b>	<b>0-0</b>	<b>0-0</b>	<b>0</b>	<b>4</b>

### SEASON HIGHS

Tackles ..... 9 at Auburn (9/22/18)  
Tackles For Loss ..... None  
Sacks ..... None  
QB Hurries ..... None  
Pass Breakups ..... 2 at Colorado State (9/8/18)  
Forced Fumbles ..... 1 vs. North Texas (9/15/18)  
Interceptions ..... None

### CAREER HIGHS

Tackles ..... 9 at Auburn (9/22/18)  
Tackles For Loss ..... None  
Sacks ..... None  
QB Hurries ..... None  
Pass Breakups ..... 3 at South Carolina (10/7/17)  
Forced Fumbles ..... 1 vs. North Texas (9/15/18)  
Interceptions ..... None

### IN THE SEC RANKINGS

	Stat	Ranking
Passes Broken Up	4	T-24th
Passes Broken Up (Among Underclassmen)	4	T-5th



## JOE FOUCHA

17

**Defensive Back | 5-11 | 198 | Freshman**  
New Orleans, La. | McDonogh 35 HS

### QUICK HITS

- Made his first career appearance against EIU (9/1/18) recording two tackles.
- Has also recorded stops against North Texas (9/15) and Tulsa (10/20).
- Had 68 tackles, five INTs, six forced fumbles and 15 PBUs as a senior at McDonogh 45 HS.
- Consensus three star that chose Arkansas over Alabama, Auburn, LSU and others.

### CAREER STATS

	GP/GS	UA	A	ToT	TFL-YDS	SCK-YDS	FF	FR-YDS	INT-YDS	QBH	BRUP
2018	6/0	2	2	4	0.0-0	0.0-0	0	0-0	0-0	0	0
<b>TOTAL</b>	<b>6/0</b>	<b>2</b>	<b>2</b>	<b>4</b>	<b>0.0-0</b>	<b>0.0-0</b>	<b>0</b>	<b>0-0</b>	<b>0-0</b>	<b>0</b>	<b>0</b>

### GAME-BY-GAME STATS

	GP/GS	UA	A	ToT	TFL-YDS	SCK-YDS	FF	FR-YDS	INT-YDS	QBH	BRUP
EASTERN ILLINOIS	1/0	1	1	2	0.0-0	0.0-0	0	0-0	0-0	0	0
at Colorado State	-/-	-	-	-	-	-	-	-	-	-	-
NORTH TEXAS	1/0	1	0	1	0.0-0	0.0-0	0	0-0	0-0	0	0
at Auburn	1/0	0	0	0	0.0-0	0.0-0	0	0-0	0-0	0	0
vs. Texas A&M	1/0	0	0	0	0.0-0	0.0-0	0	0-0	0-0	0	0
ALABAMA	1/0	0	0	0	0.0-0	0.0-0	0	0-0	0-0	0	0
OLE MISS	-/-	-	-	-	-	-	-	-	-	-	-
TULSA	1/0	0	1	1	0.0-0	0.0-0	0	0-0	0-0	0	0
VANDERBILT											
LSU											
at Mississippi State											
at Missouri											
<b>TOTAL</b>	<b>6/0</b>	<b>2</b>	<b>2</b>	<b>4</b>	<b>0.0-0</b>	<b>0.0-0</b>	<b>0</b>	<b>0-0</b>	<b>0-0</b>	<b>0</b>	<b>0</b>

### SEASON HIGHS

Tackles ..... 2 vs. Eastern Illinois (9/1/18)  
Tackles For Loss ..... None  
Sacks ..... None  
QB Hurries ..... None  
Pass Breakups ..... None  
Forced Fumbles ..... None  
Interceptions ..... None

### CAREER HIGHS

Tackles ..... 2 vs. Eastern Illinois (9/1/18)  
Tackles For Loss ..... None  
Sacks ..... None  
QB Hurries ..... None  
Pass Breakups ..... None  
Forced Fumbles ..... None  
Interceptions ..... None



## GRAYSON GUNTER

89

**Tight End | 6-6 | 238 | Sophomore**  
Madison, Miss. | Madison Central HS

### QUICK HITS

- Recorded his first career touchdown vs. Tulsa (10/20/18)
- Saw action in 13 games his freshman season in 2016, recording one catch for 29 yards.
- Redshirted his second season on campus.
- One of three players on 2018 roster from the state of Mississippi.
- Consensus three-star recruit that chose Arkansas over Mississippi State and others.

### CAREER STATS

	GP/GS	RECEIVING			TD	LNG	RUSHING			TD	LNG
		REC	YDS	AVG			ATT	YDS	AVG		
2016	13/0	1	29	29.0	0	29	0	0	0.0	0	0
2018	7/1	3	28	9.3	1	11	0	0	0.0	0	0
<b>TOTAL</b>	<b>20/1</b>	<b>4</b>	<b>57</b>	<b>14.25</b>	<b>1</b>	<b>29</b>	<b>0</b>	<b>0</b>	<b>0.0</b>	<b>0</b>	<b>0</b>

### GAME-BY-GAME STATS

	GP/GS	RECEIVING			TD	LNG	RUSHING			TD	LNG
		REC	YDS	AVG			ATT	YDS	AVG		
EASTERN ILLINOIS	1/0	0	0	0.0	0	0	0	0	0.0	0	0
at Colorado State	1/1	0	0	0.0	0	0	0	0	0.0	0	0
NORTH TEXAS	1/0	1	11	11.0	0	11	0	0	0.0	0	0
at Auburn	1/0	0	0	0.0	0	0	0	0	0.0	0	0
vs. Texas A&M	-	-	-	-	-	-	-	-	-	-	-
ALABAMA	1/0	1	10	10.0	0	10	0	0	0.0	0	0
OLE MISS	1/0	0	0	0.0	0	0	0	0	0.0	0	0
TULSA	1/0	1	7	7.0	1	7	0	0	0.0	0	0
VANDERBILT											
LSU											
at Mississippi State											
at Missouri											
<b>TOTAL</b>	<b>7/1</b>	<b>3</b>	<b>28</b>	<b>9.3</b>	<b>1</b>	<b>11</b>	<b>0</b>	<b>0</b>	<b>0.0</b>	<b>0</b>	<b>0</b>

### SEASON HIGHS

Receptions	1 (3x) last vs. Tulsa (10/20/18)
Receiving Yards	11 vs. North Texas (9/8/18)
Receiving Touchdowns	1 vs. Tulsa (10/20/18)
Long Reception	11 vs. North Texas (9/8/18)
Rushes	None
Rushing Yards	None
Rushing Touchdowns	None

### CAREER HIGHS

Receptions	1 (4x) last vs. Tulsa (10/20/18)
Receiving Yards	29 at Mississippi State (11/12/16)
Receiving Touchdowns	1 vs. Tulsa (10/20/18)
Long Reception	29 at Mississippi State (11/12/16)
Rushes	None
Rushing Yards	None
Rushing Touchdowns	None



## DRE GREENLAW

23

**Linebacker | 6-0 | 227 | Senior**  
Fayetteville, Ark. | Fayetteville HS

### QUICK HITS

- 3.0 TFL at Auburn is most in a game by a Hog since Brooks Ellis had 3.0 at TCU (9/10/16).
- Fourth in the SEC in total tackles in conference games with 39.
- Started 35 games in his career, the most on roster, and every game played since (9/19/15).
- Recorded two interceptions against Texas A&M, for his second and third in his career.
- Finished tied for fourth in the SEC in tackles during conference play (72) last season.

### CAREER STATS

	GP/GS	UA	A	ToT	TFL-YDS	SCK-YDS	FF	FR-YDS	INT-YDS	QBH	BRUP
2015	13/11	46	49	95	3.5-20	1.0-14	2	0-0	0-0	1	1
2016	7/7	22	20	42	1.5-3	0.0-0	0	2-0	1-3	1	0
2017	12/12	52	51	103	1.5-15	1.0-14	0	0-0	0-0	2	2
2018	6/6	28	30	58	6.5-10	2.0-6	2	0-0	2-5	1	0
<b>TOTAL</b>	<b>38/36</b>	<b>148</b>	<b>150</b>	<b>298</b>	<b>13.0-48</b>	<b>4.0-34</b>	<b>4</b>	<b>2-0</b>	<b>3-8</b>	<b>5</b>	<b>3</b>

### GAME-BY-GAME STATS

	GP/GS	UA	A	ToT	TFL-YDS	SCK-YDS	FF	FR-YDS	INT-YDS	QBH	BRUP
EASTERN ILLINOIS	1/1	3	7	10	2.0-2	0.0-0	2	0-0	0-0	0	0
at Colorado State	-/-	-	-	-	-	-	-	-	-	-	-
NORTH TEXAS	-/-	-	-	-	-	-	-	-	-	-	-
at Auburn	1/1	5	3	8	3.0-3	1.0-1	0	0-0	0-0	1	0
vs. Texas A&M	1/1	5	8	13	0.0-0	0.0-0	0	0-0	2-5	0	0
ALABAMA	1/1	6	7	13	0.0-0	0.0-0	0	0-0	0-0	0	0
OLE MISS	1/1	3	2	5	0.5-0	0.0-0	0	0-0	0-0	0	0
TULSA	1/1	6	3	9	1.0-5	1.0-5	0	0-0	0-0	0	0
VANDERBILT											
LSU											
at Mississippi State											
at Missouri											
<b>TOTAL</b>	<b>6/6</b>	<b>28</b>	<b>30</b>	<b>58</b>	<b>6.5-10</b>	<b>2.0-6</b>	<b>2</b>	<b>0-0</b>	<b>2-5</b>	<b>1</b>	<b>0</b>

### SEASON HIGHS

Tackles	13 (2x) last vs. Alabama (10/6/18)
Double-Figure Tackle Games	3 last vs. Alabama (10/6/18)
Tackles For Loss	3.0 at Auburn (9/22/18)
Sacks	1.0 (2x) last vs. Tulsa (10/20/18)
Interceptions	2 vs. Texas A&M (9/29/18)
Interception Return Yards	5 vs. Texas A&M (9/29/18)
QB Hurries	1 at Auburn (9/22/18)
Pass Breakups	None
Forced Fumbles	2 vs. Eastern Illinois (9/1/18)

### CAREER HIGHS

Tackles	17 vs. TCU (9/9/17)
Double-Figure Tackle Games	14 last vs. Alabama (10/6/18)
Tackles For Loss	3.0 at Auburn (9/22/18)
Sacks	1.0 (4x) last vs. Tulsa (10/20/18)
Interceptions	2 vs. Texas A&M (9/29/18)
Interception Return Yards	5 vs. Texas A&M (9/29/18)
QB Hurries	1 (5x), last at Auburn (9/22/18)
Pass Breakups	1 (3x), last vs. Texas A&M (9/23/17)
Forced Fumbles	2 vs. Eastern Illinois (9/1/18)

### IN THE SEC RANKINGS

	Stat	Ranking
Tackles	58	T-7th
Tackles Per Conference Game	9.75	4th
Total Tackles In Conference Games	39	6th
Interceptions	3	T-7th
Tackles For Loss	6.5	T-21st





## BRISTON GUIDRY

7

**Defensive Line | 6-2 | 292 | Sophomore**  
**Kenner, La. | Archbishop Rummel HS**

### QUICK HITS

- Has two fumble recoveries for touchdowns, against Missouri (11/24/17) and EIU (9/1/18)
- Recorded at least one tackle in 15 of 17 games.
- Saw action in 11 games last season, playing 280 defensive snaps.
- Played a season-high 50 defensive snaps against Missouri, recording his first career sack.
- A four-star recruit by ESPN, 247Sports and Rivals.

### CAREER STATS

	GP/GS	UA	A	ToT	TFL-YDS	SCK-YDS	FF	FR-YDS	INT-YDS	QBH	BRUP
2017	11/0	8	13	21	3.5-8	1.0-3	1	2-0	0-0	2	0
2018	6/0	4	8	12	2.0-10	1.0-8	0	1-1	0-0	0	2
<b>TOTAL</b>	<b>17/0</b>	<b>12</b>	<b>21</b>	<b>33</b>	<b>4.5-18</b>	<b>2.0-11</b>	<b>1</b>	<b>3-1</b>	<b>0-0</b>	<b>2</b>	<b>2</b>

### GAME-BY-GAME STATS

	GP/GS	UA	A	ToT	TFL-YDS	SCK-YDS	FF	FR-YDS	INT-YDS	QBH	BRUP
EASTERN ILLINOIS	1/0	0	1	1	0.0-0	0.0-0	0	1-1	0-0	0	1
at Colorado State	1/0	0	1	1	0.0-0	0.0-0	0	0-0	0-0	0	0
NORTH TEXAS	1/0	1	3	4	1.0-2	0.0-0	0	0-0	0-0	0	1
at Auburn	1/0	0	1	1	0.0-0	0.0-0	0	0-0	0-0	0	0
vs. Texas A&M	1/0	2	0	2	0.0-0	0.0-0	0	0-0	0-0	0	0
ALABAMA	-/-	-	-	-	-	-	-	-	-	-	-
OLE MISS	-/-	-	-	-	-	-	-	-	-	-	-
TULSA	1/0	1	2	3	1.0-8	1.0-8	0	0-0	0-0	0	0
VANDERBILT											
LSU											
at Mississippi State											
at Missouri											
<b>TOTAL</b>	<b>6/0</b>	<b>4</b>	<b>8</b>	<b>12</b>	<b>2.0-10</b>	<b>1.0-8</b>	<b>0</b>	<b>1-1</b>	<b>0-0</b>	<b>0</b>	<b>2</b>

### SEASON HIGHS

**Tackles** ..... 4 vs. North Texas (9/15/18)  
**Tackles For Loss** ..... 1.0 (2x) last vs. Tulsa (10/20/18)  
**Sacks** ..... 1.0 vs. Tulsa (10/20/18)  
**Interceptions** ..... None  
**Interception Return Yards** ..... None  
**QB Hurries** ..... None  
**Pass Breakups** ..... 1 (2x) last vs. North Texas (9/15/18)  
**Forced Fumbles** ..... None  
**Fumble Recoveries** ..... 1 vs. Eastern Illinois (9/1/18)

### CAREER HIGHS

**Tackles** ..... 5 vs Mississippi State (11/18/17)  
**Tackles For Loss** ..... 1.0 (5x) last vs. Tulsa (10/20/18)  
**Sacks** ..... 1.0 (2x) last vs. Tulsa (10/20/18)  
**Interceptions** ..... None  
**Interception Return Yards** ..... None  
**QB Hurries** ..... 1 (2x) last vs Mississippi State (11/18/17)  
**Pass Breakups** ..... 1 (2x) last vs. North Texas (9/15/18)  
**Forced Fumbles** ..... 1 vs Coastal Carolina (11/4/17)  
**Fumble Recoveries** ..... 1 (3x) last vs. Eastern Illinois (9/1/18)



## T.J. HAMMONDS

6

**Running Back | 5-10 | 205 | Junior**  
**Little Rock, Ark. | Joe T. Robinson HS**

### QUICK HITS

- Took only reception 64 yards for a touchdown against Colorado State (9/8/18)
- Responsible for two of the three longest plays from scrimmage for Arkansas last season.
- His 88-yard TD run against Coastal Carolina was the sixth-longest run in team history.
- Became the 4<sup>th</sup> player in team history to have multiple 60+ yard TDs in a game since 1997.
- First Hog since Jonathan Williams (2012) with two TD of 60+ yards in the same game.

### CAREER STATS

	GP/GS	RECEIVING					RUSHING				
		REC	YDS	AVG	TD	LNG	ATT	YDS	AVG	TD	LNG
2016	8/0	0	0	0.0	0	0	15	88	5.9	1	30
2017	12/0	2	64	32.0	1	60	32	267	8.3	1	88
2018	4/0	4	84	12.0	1	64	10	28	2.8	0	10
<b>TOTAL</b>	<b>24/0</b>	<b>6</b>	<b>148</b>	<b>24.7</b>	<b>2</b>	<b>64</b>	<b>57</b>	<b>397</b>	<b>6.9</b>	<b>2</b>	<b>88</b>

### GAME-BY-GAME STATS

	GP/GS	RECEIVING					RUSHING				
		REC	YDS	AVG	TD	LNG	ATT	YDS	AVG	TD	LNG
EASTERN ILLINOIS	1/0	1	3	3.0	0	3	3	14	4.7	0	10
at Colorado State	1/0	1	64	64.0	1	64	3	8	2.7	0	6
NORTH TEXAS	1/0	2	17	8.5	0	11	1	0	0.0	0	0
at Auburn	-/-	-	-	-	-	-	-	-	-	-	-
vs. Texas A&M	1/0	0	0	0.0	0	0	3	6	2.0	0	5
ALABAMA	-/-	-	-	-	-	-	-	-	-	-	-
OLE MISS	-/-	-	-	-	-	-	-	-	-	-	-
TULSA	-/-	-	-	-	-	-	-	-	-	-	-
VANDERBILT											
LSU											
at Mississippi State											
at Missouri											
<b>TOTAL</b>	<b>4/0</b>	<b>4</b>	<b>84</b>	<b>12.0</b>	<b>1</b>	<b>64</b>	<b>10</b>	<b>28</b>	<b>2.8</b>	<b>0</b>	<b>10</b>

### SEASON HIGHS

**Rushes** ..... 3 (2x) last at Colorado State (9/8/18)  
**Rushing Yards** ..... 14 vs. Eastern Illinois (9/1/18)  
**Rushing Touchdowns** ..... None  
**Long Rush** ..... 10 vs. Eastern Illinois (9/1/18)  
**Receptions** ..... 2 vs. North Texas (9/15/18)  
**Receiving Yards** ..... 64 at Colorado State (9/8/18)  
**Receiving Touchdowns** ..... 1 at Colorado State (9/8/18)  
**Long Reception** ..... 64 at Colorado State (9/8/18)

### CAREER HIGHS

**Rushes** ..... 11 at Ole Miss (10/28/17)  
**Rushing Yards** ..... 119 vs. Coastal Carolina (11/4/17)  
**Rushing Touchdowns** ..... 1 (2x), last vs. Coastal Carolina (11/4/17)  
**Long Rush** ..... 88 vs. Coastal Carolina (11/4/17)  
**Receptions** ..... 2 vs. North Texas (9/15/18)  
**Receiving Yards** ..... 64 at Colorado State (9/8/18)  
**Receiving Touchdowns** ..... 1 (2x) last at Colorado State (9/8/18)  
**Long Reception** ..... 64 at Colorado State (9/8/18)



## De'JON HARRIS

8

Linebacker | 6-0 | 244 | Junior  
Harvey, La. | John Ehret HS

### QUICK HITS

- Had a career day vs. Texas A&M (9/29/18), posting 16 tackles, 2.0 TFL and a sack.
- Led the team in tackles against North Texas (12), Colorado State (11) and Texas A&M (16).
- 16 tackles in a game are the most since Dre Greenlaw had 17 against TCU (9/9/17).
- 82 tackles is tied for second-most among Power 5 defenders.
- Leads the league in solo tackles in conference games.

### CAREER STATS

	GP/GS	UA	A	ToT	TFL-YDS	SCK-YDS	FF	FR-YDS	INT-YDS	QBH	BRUP
2016	12/0	18	19	37	2.0-8	1.0-6	1	0-0	0-0	0	0
2017	12/12	66	49	115	8.5-25	3.5-18	0	0-0	0-0	4	2
2018	8/8	42	40	82	6.0-18	2.0-11	1	0-0	0	1	5
<b>TOTAL</b>	<b>32/20</b>	<b>126</b>	<b>108</b>	<b>234</b>	<b>16.5-51</b>	<b>6.5-51</b>	<b>2</b>	<b>0-0</b>	<b>0-0</b>	<b>5</b>	<b>7</b>

### GAME-BY-GAME STATS

	GP/GS	UA	A	ToT	TFL-YDS	SCK-YDS	FF	FR-YDS	INT-YDS	QBH	BRUP
EASTERN ILLINOIS	1/1	4	5	9	0.0-0	0.0-0	1	0-0	0-0	0	0
at Colorado State	1/1	0	11	11	1.0-1	0.0-0	0	0-0	0-0	0	2
NORTH TEXAS	1/1	7	5	12	0.0-0	0.0-0	0	0-0	0-0	0	2
at Auburn	1/1	2	3	5	1.5-4	0.0-0	0	0-0	0-0	0	0
vs. Texas A&M	1/1	12	4	16	2.0-10	1.0-9	0	0-0	0-0	0	0
ALABAMA	1/1	5	6	11	0.5-1	0.0-0	0	0-0	0-0	0	0
OLE MISS	1/1	10	3	13	1.0-2	1.0-2	0	0-0	0-0	0	0
TULSA	1/1	2	3	5	0.0-0	0.0-0	0	0-0	0-0	1	1
VANDERBILT											
LSU											
at Mississippi State											
at Missouri											
<b>TOTAL</b>	<b>8/8</b>	<b>42</b>	<b>40</b>	<b>82</b>	<b>6.0-18</b>	<b>2.0-11</b>	<b>1</b>	<b>0-0</b>	<b>0</b>	<b>1</b>	<b>5</b>

### SEASON HIGHS

Tackles	16 vs. Texas A&M (9/29/18)
Tackles For Loss	2.0 vs. Texas A&M (9/29/18)
Double-Figure Tackle Games	5, last vs. Ole Miss (10/13/18)
Sacks	1.0 (2x) last vs. Ole Miss (10/13/18)
Interceptions	None
Interception Return Yards	None
QB Hurries	1 vs. Tulsa (10/20/18)
Pass Breakups	2 (2x) last vs. North Texas (9/15/18)
Forced Fumbles	1 vs. Eastern Illinois (9/1/18)

### CAREER HIGHS

Tackles	16 vs. Texas A&M (9/29/18)
Tackles For Loss	2.0 (3x), last vs. Texas A&M (9/29/18)
Double-Figure Tackle Games	13, last vs. Ole Miss (10/13/18)
Sacks	1.0 (6x) last vs. Ole Miss (10/13/18)
Interceptions	None
Interception Return Yards	1 vs. Tulsa (10/20/18)
QB Hurries	3 vs. Missouri (11/24/17)
Pass Breakups	2 (2x) last vs. North Texas (9/15/18)
Forced Fumbles	1 (2x) vs. Eastern Illinois (9/1/18)

### IN THE SEC RANKINGS

	Stat	Ranking
Tackles	82	2nd
Tackles In Conference Games	45	4th
Solo Tackles	42	2nd
Solo Tackles in Conference Games	29	1st
Tackles per game	10.25	2nd
Tackles Per Conference Game	11.25	2nd
Pass Breakups	5	T-10th



## CHASE HAYDEN

2

Running Back | 5-10 | 200 | Sophomore  
Memphis, Tenn. | Saint George's Independent School

### QUICK HITS

- Recorded most rushing yards against Colorado State (55) since 9/24/17 against Texas A&M.
- Was the first Arkansas true freshman with multiple rushing TDs in a game since 2011.
- His 120 yards against Florida A&M were the 14th-most by a true freshman in team history.
- The only true freshman to rush for 100+ yards and score a TD in week one last season.
- Led all freshmen in the SEC with four rushing TDs before his injury.

### CAREER STATS

	GP/GS	ATT	YDS	AVG	TD	LNG	REC	YDS	AVG	TD	LNG
2017	7/0	61	326	5.3	4	40	1	23	23.0	0	23
2018	8/0	50	200	4.0	0	18	6	44	7.3	0	20
<b>TOTAL</b>	<b>15/0</b>	<b>111</b>	<b>526</b>	<b>4.7</b>	<b>4</b>	<b>40</b>	<b>7</b>	<b>67</b>	<b>9.5</b>	<b>0</b>	<b>23</b>

### GAME-BY-GAME STATS


	GP/GS	ATT	YDS	AVG	TD	LNG	REC	YDS	AVG	TD	LNG
EASTERN ILLINOIS	1/0	4	6	0.8	0	3	1	2	2.0	0	2
at Colorado State	1/0	11	55	5.0	0	18	0	0	0.0	0	0
NORTH TEXAS	1/0	5	21	4.2	0	6	1	3	3.0	0	3
at Auburn	1/0	6	16	1.8	0	8	1	6	6.0	0	6
vs. Texas A&M	1/0	1	1	1.0	0	1	0	0	0.0	0	0
ALABAMA	1/0	2	18	9.0	0	17	2	26	13.0	0	20
OLE MISS	1/0	12	30	2.5	0	17	0	0	0.0	0	0
TULSA	1/0	9	43	4.8	0	10	1	7	7.0	0	7
VANDERBILT											
LSU											
at Mississippi State											
at Missouri											
<b>TOTAL</b>	<b>8/0</b>	<b>50</b>	<b>200</b>	<b>4.0</b>	<b>0</b>	<b>18</b>	<b>6</b>	<b>44</b>	<b>7.3</b>	<b>0</b>	<b>20</b>

### SEASON HIGHS

Rushes	12 vs. Ole Miss (10/13/18)
Rushing Yards	55 at Colorado State (9/8/18)
Rushing Touchdowns	None
Long Rush	18 at Colorado State (9/8/18)
100-Yard Games	None
Receptions	2 vs. Alabama (10/6/18)
Receiving Yards	26 vs. Alabama (10/6/18)
Receiving Touchdowns	None
Long Reception	20 vs. Alabama (10/6/18)

### CAREER HIGHS

Rushes	14 vs. Florida A&M (8/31/17)
Rushing Yards	120 vs. Florida A&M (8/31/17)
Rushing Touchdowns	2 vs. New Mexico State (9/30/17)
Long Rush	40 vs. Auburn (10/21/17)
100-Yard Games	1, 120 vs. Florida A&M (8/31/17)
Receptions	2 vs. Alabama (10/6/18)
Receiving Yards	26 vs. Alabama (10/6/18)
Receiving Touchdowns	None
Long Reception	23 vs. Auburn (10/21/17)



## HAYDEN HENRY

27

Linebacker | 6-2 | 222 | Sophomore  
Little Rock, Ark. | Pulaski Academy

### QUICK HITS

- Had a career high 6 tackles against top-ranked Alabama (10/6/18).
- Made his first career start against Texas A&M (9/29/18), recording one tackle.
- Nearly doubled his season production, with 6 tackles against Alabama, bringing his total to 13 on the year.
- Rated a three-star recruit by 247Sports and ranked as the No. 13 player in the state.

### CAREER STATS

	GP/GS	UA	A	ToT	TFL-YDS	SCK-YDS	FF	FR-YDS	INT-YDS	QBH	BRUP
2017	12/0	3	0	3	0.0-0	0.0-0	0	0-0	0-0	0	0
2018	8/1	5	8	13	0.0-0	0.0-0	0	0-0	0-0	0	0
<b>TOTAL</b>	<b>20/1</b>	<b>8</b>	<b>8</b>	<b>16</b>	<b>0.0-0</b>	<b>0.0-0</b>	<b>0</b>	<b>0-0</b>	<b>0-0</b>	<b>0</b>	<b>0</b>

### GAME-BY-GAME STATS

	GP/GS	UA	A	ToT	TFL-YDS	SCK-YDS	FF	FR-YDS	INT-YDS	QBH	BRUP
EASTERN ILLINOIS	1/0	1	2	3	0.0-0	0.0-0	0	0-0	0-0	0	0
at Colorado State	1/0	2	0	2	0.0-0	0.0-0	0	0-0	0-0	0	0
NORTH TEXAS	1/0	0	1	1	0.0-0	0.0-0	0	0-0	0-0	0	0
at Auburn	1/0	0	0	0	0.0-0	0.0-0	0	0-0	0-0	0	0
vs. Texas A&M	1/1	1	0	1	0.0-0	0.0-0	0	0-0	0-0	0	0
ALABAMA	1/0	1	5	6	0.0-0	0.0-0	0	0-0	0-0	0	0
OLE MISS	1/0	0	0	0	0.0-0	0.0-0	0	0-0	0-0	0	0
TULSA	1/0	0	0	0	0.0-0	0.0-0	0	0-0	0-0	0	0
VANDERBILT											
LSU											
at Mississippi State											
at Missouri											
<b>TOTAL</b>	<b>8/1</b>	<b>5</b>	<b>8</b>	<b>13</b>	<b>0.0-0</b>	<b>0.0-0</b>	<b>0</b>	<b>0-0</b>	<b>0-0</b>	<b>0</b>	<b>0</b>

### SEASON HIGHS

Tackles	6 vs. Alabama (10/6/18)
Tackles For Loss	None
Sacks	None
Interceptions	None
Interception Return Yards	None
QB Hurries	None
Pass Breakups	None
Forced Fumbles	None

### CAREER HIGHS

Tackles	6 vs. Alabama (10/6/18)
Tackles For Loss	None
Sacks	None
Interceptions	None
Interception Return Yards	None
QB Hurries	None
Pass Breakups	None
Forced Fumbles	None



## JORDAN JONES

10

Wide Receiver | 6-1 | 180 | Sophomore  
Smackover, Ark. | Smackover HS

### QUICK HITS

- Recorded at least one reception in 16 of 20 games, including nine multi-catch games.
- Finished 2<sup>nd</sup> on the team in catches over 15+ yards (13), and third in first-down catches (14)
- His 65-yard reception against Missouri was Arkansas' longest reception of the season.
- Was the only Arkansas player with multiple catches of 50+ yards in 2017.

### CAREER STATS

	GP/GS	RECEIVING					RUSHING				
		REC	YDS	AVG	TD	LNG	ATT	YDS	AVG	TD	LNG
2017	12/6	21	401	19.1	3	65	8	88	11.0	0	30
2018	8/0	13	183	14.1	1	57	1	9	9.0	0	9
<b>TOTAL</b>	<b>20/6</b>	<b>34</b>	<b>584</b>	<b>17.1</b>	<b>4</b>	<b>65</b>	<b>9</b>	<b>97</b>	<b>10.7</b>	<b>0</b>	<b>30</b>

### GAME-BY-GAME STATS

	GP/GS	RECEIVING					RUSHING				
		REC	YDS	AVG	TD	LNG	ATT	YDS	AVG	TD	LNG
EASTERN ILLINOIS	1/0	5	132	26.4	1	57	0	0	0.0	0	0
at Colorado State	1/0	1	2	2.0	0	2	0	0	0.0	0	0
NORTH TEXAS	1/0	1	13	13.0	0	13	0	0	0.0	0	0
at Auburn	1/0	2	15	7.5	0	15	0	0	0.0	0	0
vs. Texas A&M	1/0	2	6	3.0	0	8	0	0	0.0	0	0
ALABAMA	1/0	0	0	0.0	0	0	1	9	9.0	0	9
OLE MISS	1/0	0	0	0.0	0	0	0	0	0.0	0	0
TULSA	1/0	2	15	7.5	0	10	0	0	0.0	0	0
VANDERBILT											
LSU											
at Mississippi State											
at Missouri											
<b>TOTAL</b>	<b>8/0</b>	<b>13</b>	<b>183</b>	<b>14.1</b>	<b>1</b>	<b>57</b>	<b>1</b>	<b>9</b>	<b>9.0</b>	<b>0</b>	<b>9</b>

### SEASON HIGHS

Receptions	5 vs. Eastern Illinois (9/1/18)
Receiving Yards	132 vs. Eastern Illinois (9/1/18)
Receiving Touchdowns	1 vs. Eastern Illinois (9/1/18)
Long Reception	57 vs. Eastern Illinois (9/1/18)
Rushes	1 vs. Alabama (10/6/19)
Rushing Yards	9 vs. Alabama (10/6/19)
Rushing Touchdowns	None
Long Rush	9 vs. Alabama (10/6/19)

### CAREER HIGHS

Receptions	5 vs. Eastern Illinois (9/1/18)
Receiving Yards	132 vs. Eastern Illinois (9/1/18)
Receiving Touchdowns	1 (4x) last vs. Eastern Illinois (9/1/18)
Long Reception	65 vs. Missouri (11/24/17)
Rushes	2 vs. Texas A&M (9/23/17)
Rushing Yards	50 vs. Texas A&M (9/23/17)
Rushing Touchdowns	None
Long Rush	30 vs. Texas A&M (9/23/17)



## COLE KELLEY

15

Quarterback | 6-7 | 258 | Sophomore  
Lafayette, La. | Teurlings Catholic HS

### QUICK HITS

- Threw for a TD in 9 of 16 games played, including in 5 of 9 SEC contests.
- 8 TD passes were the second-most in a season by an Arkansas freshman in the SEC era.
- Totaled 692 passing yards in October 2017, the third most in the SEC during the month.
- Completed 13-of-18 (.722) passes for 74 yards and 5 touchdowns in the redzone in 2017.
- The first freshman QB at Arkansas since 2006 to defeat an SEC team on the road.

### CAREER STATS

	PASSING								RUSHING							
	GP/GS	COMP	ATT	PCT	YDS	TD	INT	LNG	ATT	YDS	AVG	TD	LNG	TD	LNG	TD
2017	9/4	87	151	57.6	1,038	8	4	60	53	74	1.4	2	15			
2018	8/3	35	66	53.0	449	5	5	64	28	73	2.6	3	20			
<b>TOTAL</b>	<b>17/7</b>	<b>123</b>	<b>217</b>	<b>56.6</b>	<b>1,487</b>	<b>13</b>	<b>9</b>	<b>64</b>	<b>81</b>	<b>147</b>	<b>1.8</b>	<b>5</b>	<b>20</b>			

### GAME-BY-GAME STATS

	PASSING								RUSHING							
	GP/GS	COMP	ATT	PCT	YDS	TD	INT	LNG	ATT	YDS	AVG	TD	LNG	TD	LNG	TD
EASTERN ILLINOIS	1/1	9	12	75.0	92	1	0	42	3	4	1.33	0	2			
at Colorado State	1/0	6	9	66.6	102	2	0	64	3	-6	-2.0	0	3			
NORTH TEXAS	1/1	16	35	45.7	185	0	4	25	4	14	3.5	1	5			
at Auburn	1/0	0	0	0.0	0	0	0	0	2	2	1.0	0	2			
vs. Texas A&M	1/0	0	1	0.0	0	0	0	0	1	1	1.0	1	1			
ALABAMA	1/0	1	1	100.0	3	1	0	3	3	6	2.0	1	3			
OLE MISS	1/0	2	5	40.0	60	1	1	39	7	25	3.6	0	11			
TULSA	1/0	1	3	33.3	7	0	0	7	5	27	5.4	0	20			
VANDERBILT																
LSU																
at Mississippi State																
at Missouri																
<b>TOTAL</b>	<b>8/3</b>	<b>35</b>	<b>66</b>	<b>53.0</b>	<b>449</b>	<b>5</b>	<b>5</b>	<b>64</b>	<b>28</b>	<b>73</b>	<b>2.6</b>	<b>3</b>	<b>20</b>			

### SEASON HIGHS

Pass Attempts	35 vs. North Texas (9/15/18)
Completions	16 vs. North Texas (9/15/18)
Pass Yards	185 vs. North Texas (9/15/18)
Pass TDs	2 at Colorado State (9/8/18)
Long Pass	64 at Colorado State (9/8/18)
Completion %	100.0 vs. Alabama (10/6/19)
Rushes	7 vs. Ole Miss (10/13/18)
Rush Yards	25 vs. Ole Miss (10/13/18)
Rush TDs	1 (3x) last vs. Alabama (10/6/19)
Long Rush	20 vs. Tulsa (10/20/18)

### CAREER HIGHS

Pass Attempts	42 at Alabama (10/14/17)
Completions	23 at Alabama (10/14/17)
Pass Yards	200 at Alabama (10/14/17)
Pass TDs	3 at Ole Miss (10/28/17)
Long Pass	64 at Colorado State (9/8/18)
Completion %	100.0 vs. Alabama (10/6/19)
Rushes	15 vs. Auburn (10/21/17)
Rush Yards	25 vs. Ole Miss (10/13/18)
Rush TDs	1 (5x) last vs. Alabama (10/6/19)
Long Rush	20 vs. Tulsa (10/20/18)



## GRANT MORGAN

31

Linebacker | 5-11 | 220 | Sophomore  
Greenwood HS | Greenwood, Ark.

### QUICK HITS

- Has recorded at least 0.5 tackle for loss in five of the last 10 games.
- Recorded three-plus tackles in 14 of his first 20 collegiate appearances.
- Tied for the team lead in tackles (5) against Florida A&M (8/31/17) in his collegiate debut.
- Recorded his first multi-tackle for loss game against Mississippi State, including 1.0 sack.
- Played a career-high 58 snaps against Missouri (11/24/17), with a career high eight tackles.

### CAREER STATS

	GP/GS	UA	A	ToT	TFL-YDS	SCK-YDS	FF	FR-YDS	INT-YDS	QBH	BRUP
2017	12/0	22	16	38	3.5-15	1.0-9	1	0-0	0-0	2	2
2018	8/0	6	13	19	2.5-4	0.0-0	0	0-0	0-0	1	1
<b>TOTAL</b>	<b>20/0</b>	<b>29</b>	<b>29</b>	<b>58</b>	<b>6.0-19</b>	<b>1.0-9</b>	<b>1</b>	<b>0-0</b>	<b>0-0</b>	<b>3</b>	<b>3</b>

### GAME-BY-GAME STATS

	GP/GS	UA	A	ToT	TFL-YDS	SCK-YDS	FF	FR-YDS	INT-YDS	QBH	BRUP
EASTERN ILLINOIS	1/0	1	4	5	0.5-1	0.0-0	0	0-0	0-0	0	1
at Colorado State	1/0	0	4	4	0.5-1	0.0-0	0	0-0	0-0	0	0
NORTH TEXAS	1/0	2	1	3	1.0-2	0.0-0	0	0-0	0-0	1	0
at Auburn	1/0	0	0	0	0.0-0	0.0-0	0	0-0	0-0	0	0
vs. Texas A&M	1/0	0	1	1	0.0-0	0.0-0	0	0-0	0-0	0	0
ALABAMA	1/0	3	2	5	0.5-0	0.0-0	0	0-0	0-0	0	0
OLE MISS	1/0	1	0	1	0.0-0	0.0-0	0	0-0	0-0	0	0
TULSA	1/0	0	1	1	0.0-0	0.0-0	0	0-0	0-0	0	0
VANDERBILT											
LSU											
at Mississippi State											
at Missouri											
<b>TOTAL</b>	<b>8/0</b>	<b>6</b>	<b>13</b>	<b>19</b>	<b>2.5-4</b>	<b>0.0-0</b>	<b>0</b>	<b>0-0</b>	<b>0-0</b>	<b>1</b>	<b>1</b>

### SEASON HIGHS

Tackles	5 (2x) last vs. Alabama (10/6/18)
Tackles For Loss	1.0 vs. North Texas (9/15/18)
Sacks	None
Interceptions	None
Interception Return Yards	None
QB Hurries	1 vs. North Texas (9/15/18)
Pass Breakups	1 vs. Eastern Illinois (9/1/18)
Forced Fumbles	None
Fumble Recoveries	None

### CAREER HIGHS

Tackles	8 vs. Missouri (11/24/17)
Tackles For Loss	2.0 vs. Mississippi State (11/18/17)
Sacks	1.0 2x last vs. North Texas (9/15/18)
Interceptions	None
Interception Return Yards	None
QB Hurries	1 (3x) last vs. North Texas (9/15/18)
Pass Breakups	1 (3x) last vs. Eastern Illinois (9/1/18)
Forced Fumbles	1 vs. Auburn (10/21/17)
Fumble Recoveries	None



## CONNOR NOLAND

13

Quarterback | 6-2 | 207 | Freshman  
Greenwood, Ark. | Greenwood HS

### QUICK HITS

- The first true freshman to start at QB for Arkansas since Mitch Mustain in 2006.
- Completed 62.5% of his passes in his first start against Tulsa (10/20/18).
- A four-star prospect from Greenwood, Arkansas.
- Chose Arkansas over Texas A&M, Ole Miss, Penn State, UCLA and others.
- Led Greenwood HS to a 25-1 record as starting quarterback his junior and senior seasons.

### CAREER STATS

	PASSING								RUSHING					
	GP/GS	COMP	ATT	PCT	YDS	TD	INT	LNG	ATT	YDS	AVG	TD	LNG	
2018	2/1	14	23	60.9	149	1	2	30	12	10	0.8	0	13	
<b>TOTAL</b>	<b>2/1</b>	<b>14</b>	<b>23</b>	<b>60.9</b>	<b>149</b>	<b>1</b>	<b>2</b>	<b>30</b>	<b>12</b>	<b>10</b>	<b>0.8</b>	<b>0</b>	<b>13</b>	

### GAME-BY-GAME STATS

	PASSING								RUSHING					
	GP/GS	COMP	ATT	PCT	YDS	TD	INT	LNG	ATT	YDS	AVG	TD	LNG	
EASTERN ILLINOIS	-/-	-	-	-	-	-	-	-	-	-	-	-	-	-
at Colorado State	-/-	-	-	-	-	-	-	-	-	-	-	-	-	-
NORTH TEXAS	1/0	4	7	57.1	25	0	1	11	7	-10	-1.4	0	13	
at Auburn	-/-	-	-	-	-	-	-	-	-	-	-	-	-	-
vs. Texas A&M	-/-	-	-	-	-	-	-	-	-	-	-	-	-	-
ALABAMA	-/-	-	-	-	-	-	-	-	-	-	-	-	-	-
OLE MISS	-/-	-	-	-	-	-	-	-	-	-	-	-	-	-
TULSA	1/1	10	16	62.5	124	1	1	30	5	20	4.0	0	10	
VANDERBILT														
LSU														
at Mississippi State														
at Missouri														
<b>TOTAL</b>	<b>2/1</b>	<b>14</b>	<b>23</b>	<b>60.9</b>	<b>149</b>	<b>1</b>	<b>2</b>	<b>30</b>	<b>12</b>	<b>10</b>	<b>0.8</b>	<b>0</b>	<b>13</b>	

### SEASON HIGHS

Pass Attempts.....	16 vs. Tulsa (10/20/18)
Completions.....	10 vs. Tulsa (10/20/18)
Pass Yards.....	124 vs. Tulsa (10/20/18)
Pass TDs.....	1 vs. Tulsa (10/20/18)
Long Pass.....	30 vs. Tulsa (10/20/18)
Completion %.....	62.5 vs. Tulsa (10/20/18)
Rushes.....	7 vs. North Texas (9/7/18)
Rush Yards.....	20 vs. Tulsa (10/20/18)
Rush TDs.....	None
Long Rush.....	13 vs. North Texas (9/7/18)

### CAREER HIGHS

Pass Attempts.....	16 vs. Tulsa (10/20/18)
Completions.....	10 vs. Tulsa (10/20/18)
Pass Yards.....	124 vs. Tulsa (10/20/18)
Pass TDs.....	1 vs. Tulsa (10/20/18)
Long Pass.....	30 vs. Tulsa (10/20/18)
Completion %.....	62.5 vs. Tulsa (10/20/18)
Rushes.....	7 vs. North Texas (9/7/18)
Rush Yards.....	20 vs. Tulsa (10/20/18)
Rush TDs.....	None
Long Rush.....	13 vs. North Texas (9/7/18)



## CHEYENNE O'GRADY

85

Tight End | 6-4 | 251 | Junior  
Fayetteville, Ark. | Fayetteville HS

### QUICK HITS

- Became the 14th player since 2007 to record multiple receiving touchdowns against Alabama.
- 77 yards vs. Texas A&M was the most by a Hog TE since Hunter Henry had 92 against K-State in 2016.
- First Hog tight end to record multiple touchdowns since Hunter Henry had 2 against MSU in 2015.
- The seventh Arkansas TE to have multiple receiving TDs in a game since 2004.
- Fifth in the SEC in reception yards among tight ends with 201.

### CAREER STATS

	RECEIVING						RUSHING				
	GP/GS	REC	YDS	AVG	TD	LNG	ATT	YDS	AVG	TD	LNG
2016	8/0	3	63	21.0	1	28	0	0	0.0	0	0
2017	11/1	21	132	6.3	2	19	0	0	0.0	0	0
2018	6/3	15	201	13.4	3	39	0	0	0.0	0	0
<b>TOTAL</b>	<b>25/4</b>	<b>39</b>	<b>396</b>	<b>10.1</b>	<b>6</b>	<b>39</b>	<b>0</b>	<b>0</b>	<b>0.0</b>	<b>0</b>	<b>0</b>

### GAME-BY-GAME STATS

	RECEIVING						RUSHING				
	GP/GS	REC	YDS	AVG	TD	LNG	ATT	YDS	AVG	TD	LNG
EASTERN ILLINOIS	-/-	-	-	-	-	-	-	-	-	-	-
at Colorado State	-/-	-	-	-	-	-	-	-	-	-	-
NORTH TEXAS	1/0	0	0	0.0	0	0	0	0	0.0	0	0
at Auburn	1/0	0	0	0.0	0	0	0	0	0.0	0	0
vs. Texas A&M	1/1	3	77	25.7	0	36	0	0	0.0	0	0
ALABAMA	1/1	7	48	6.9	2	16	0	0	0.0	0	0
OLE MISS	1/1	3	41	13.6	1	39	0	0	0.0	0	0
TULSA	1/0	2	35	17.5	0	20	0	0	0.0	0	0
VANDERBILT											
LSU											
at Mississippi State											
at Missouri											
<b>TOTAL</b>	<b>6/3</b>	<b>15</b>	<b>201</b>	<b>13.4</b>	<b>3</b>	<b>39</b>	<b>0</b>	<b>0</b>	<b>0.0</b>	<b>0</b>	<b>0</b>

### SEASON HIGHS

Receptions.....	7 vs. Alabama (10/6/18)
Receiving Yards.....	77 vs. Texas A&M (9/29/18)
Receiving Touchdowns.....	2 vs. Alabama (10/6/18)
Long Reception.....	39 vs. Ole Miss (10/13/18)

### CAREER HIGHS

Receptions.....	7 vs. Alabama (10/6/18)
Receiving Yards.....	77 vs. Texas A&M (9/29/18)
Receiving Touchdowns.....	2 vs. Alabama (10/6/18)
Long Reception.....	39 vs. Ole Miss (10/13/18)

### IN THE SEC RANKINGS

	Stat	Ranking
Receiving Touchdowns	3	T-16th
Receiving Touchdowns (Among Tight Ends)	3	T-3rd
Receiving Touchdowns In Conference Games	3	T-5th
Receiving Touchdowns In Conference Games (Among Tight Ends)	3	T-3rd





## La'MICHAEL PETTWAY

16

Wide Receiver | 6-2 | 219 | Junior  
Nashville, Ark. | Nashville HS

### QUICK HITS

- Surpassed last year's receiving yard total in game one against EIU (9/1/18).
- One of six players in the SEC with two touchdowns in a game in week one.
- Recorded career highs in receptions, yards, TDs and long reception against EIU.
- Started 2018 with three games of multiple receptions, after having none prior to this year.
- Made his first career start against Florida A&M in the season opener last year.

### CAREER STATS

	GP/GS	RECEIVING					RUSHING				
		REC	YDS	AVG	TD	LNG	ATT	YDS	AVG	TD	LNG
2016	10/0	1	10	10.0	1	10	0	0	0.0	0	0
2017	9/3	6	92	15.3	0	25	0	0	0.0	0	0
2018	8/3	19	307	16.1	4	48	0	0	0.0	0	0
<b>TOTAL</b>	<b>27/7</b>	<b>26</b>	<b>409</b>	<b>15.7</b>	<b>5</b>	<b>48</b>	<b>0</b>	<b>0</b>	<b>0.0</b>	<b>0</b>	<b>0</b>

### GAME-BY-GAME STATS

	GP/GS	RECEIVING					RUSHING				
		REC	YDS	AVG	TD	LNG	ATT	YDS	AVG	TD	LNG
EASTERN ILLINOIS	1/0	5	93	18.6	2	48	0	0	0.0	0	0
at Colorado State	1/1	2	31	15.5	1	25	0	0	0.0	0	0
NORTH TEXAS	1/1	4	49	12.3	0	16	0	0	0.0	0	0
at Auburn	1/1	0	0	0.0	0	0	0	0	0.0	0	0
vs. Texas A&M	1/0	1	10	10.0	0	10	0	0	0.0	0	0
ALABAMA	1/0	3	17	5.6	0	9	0	0	0.0	0	0
OLE MISS	1/0	3	77	25.6	1	39	0	0	0.0	0	0
TULSA	1/0	1	30	30.0	0	30	0	0	0.0	0	0
VANDERBILT											
LSU											
at Mississippi State											
at Missouri											
<b>TOTAL</b>	<b>8/3</b>	<b>19</b>	<b>307</b>	<b>16.1</b>	<b>4</b>	<b>48</b>	<b>0</b>	<b>0</b>	<b>0.0</b>	<b>0</b>	<b>0</b>

### SEASON HIGHS

Receptions ..... 5 vs. Eastern Illinois (9/1/18)  
 Receiving Yards ..... 93 vs. Eastern Illinois (9/1/18)  
 Receiving Touchdowns ..... 2 vs. Eastern Illinois (9/1/18)  
 Long Reception ..... 48 vs. Eastern Illinois (9/1/18)

### CAREER HIGHS

Receptions ..... 5 vs. Eastern Illinois (9/1/18)  
 Receiving Yards ..... 93 vs. Eastern Illinois (9/1/18)  
 Receiving Touchdowns ..... 2 vs. Eastern Illinois (9/1/18)  
 Long Reception ..... 48 vs. Eastern Illinois (9/1/18)



## BUMPER POOL

16

Linebacker | 6-2 | 223 | Freshman  
Lucas, Texas | Lovejoy HS

### QUICK HITS

- Made first career start at Colorado State (9/8/18), recording first TFL (0.5) and PBU (1).
- 60-yard fumble return is Arkansas' longest since Jerry Franklin's 94-yard return in 2011.
- Tied for the third-most tackles on team in debut against EIU (9/1/18).
- Four-star recruit that chose Arkansas over Alabama, LSU, Texas A&M and others.

### CAREER STATS

	GP/GS	UA	A	ToT	TFL-YDS	SCK-YDS	FF	FR-YDS	INT-YDS	QBH	BRUP
2018	6/2	3	10	13	1.5-2	0.0-0	0	1-60	0-0	1	2
<b>TOTAL</b>	<b>6/2</b>	<b>3</b>	<b>10</b>	<b>13</b>	<b>1.5-2</b>	<b>0.0-0</b>	<b>0</b>	<b>1-60</b>	<b>0-0</b>	<b>1</b>	<b>2</b>

### GAME-BY-GAME STATS

	GP/GS	UA	A	ToT	TFL-YDS	SCK-YDS	FF	FR-YDS	INT-YDS	QBH	BRUP
EASTERN ILLINOIS	1/0	2	4	6	0.0-0	0.0-0	0	1-60	0-0	0	0
at Colorado State	1/1	0	4	4	0.5-1	0.0-0	0	0-0	0-0	0	1
NORTH TEXAS	1/1	1	2	3	1.0-1	0.0-0	0	0-0	0-0	1	1
at Auburn	1/0	0	0	0	0.0-0	0.0-0	0	0-0	0-0	0	0
vs. Texas A&M	1/0	0	0	0	0.0-0	0.0-0	0	0-0	0-0	0	0
ALABAMA	1/0	0	0	0	0.0-0	0.0-0	0	0-0	0-0	0	0
OLE MISS	-/-	-	-	-	-	-	-	-	-	-	-
TULSA	1/0	0	0	0	0.0-0	0.0-0	0	0-0	0-0	0	1
VANDERBILT											
LSU											
at Mississippi State											
at Missouri											
<b>TOTAL</b>	<b>6/2</b>	<b>3</b>	<b>10</b>	<b>13</b>	<b>1.5-2</b>	<b>0.0-0</b>	<b>0</b>	<b>1-60</b>	<b>0-0</b>	<b>1</b>	<b>3</b>

### SEASON HIGHS

Tackles ..... 6 vs. Eastern Illinois (9/1/18)  
 Tackles For Loss ..... 1.0 vs. North Texas (9/15/18)  
 Sacks ..... None  
 Interceptions ..... None  
 Interception Return Yards ..... None  
 QB Hurries ..... 1 vs. North Texas (9/15/18)  
 Pass Breakups ..... 1 (3x) last vs. Tulsa (10/20/18)  
 Forced Fumbles ..... 1 at Colorado State (9/8/18)  
 Fumble Recoveries ..... 1 vs. Eastern Illinois (9/1/18)

### CAREER HIGHS

Tackles ..... 6 vs. Eastern Illinois (9/1/18)  
 Tackles For Loss ..... 1.0 vs. North Texas (9/15/18)  
 Sacks ..... None  
 Interceptions ..... None  
 Interception Return Yards ..... None  
 QB Hurries ..... 1 vs. North Texas (9/15/18)  
 Pass Breakups ..... 1 (3x) last vs. Tulsa (10/20/18)  
 Forced Fumbles ..... 1 at Colorado State (9/8/18)  
 Fumble Recoveries ..... 1 vs. Eastern Illinois (9/1/18)



## RYAN PULLEY

11

Defensive Back | 5-11 | 198 | Junior  
Fort Myers, Fla. | Island Coast HS

### QUICK HITS

- Recorded his first interception since the 2016 season against Colorado State (9/8/18).
- Has started 20-consecutive games played, recording 16 PBUs and four INTs.
- Suffered a right pectoral injury and missed most of the 2017 season.
- Recorded his first career sack at Auburn (9/22/18).
- Recorded his first career FF against Alabama (10/6/18), the sixth fumble for the Tide this season.

### CAREER STATS

	GP/GS	UA	A	ToT	TFL-YDS	SCK-YDS	FF	FR-YDS	INT-YDS	QBH	BRUP
2015	10/1	6	4	10	0.0-0	0.0-0	0	0-0	1-8	0	2
2016	13/12	33	14	47	0.5-0	0.0-0	0	1-0	2-75	0	13
2017	1/1	1	0	1	0.0-0	0.0-0	0	0-0	0-0	0	0
2018	8/7	23	5	28	2.0-8	1.0-5	1	0-0	3-0	0	5
<b>TOTAL</b>	<b>32/21</b>	<b>63</b>	<b>23</b>	<b>86</b>	<b>2.5-8</b>	<b>1.0-5</b>	<b>1</b>	<b>1-0</b>	<b>6-83</b>	<b>0</b>	<b>20</b>

### GAME-BY-GAME STATS

	GP/GS	UA	A	ToT	TFL-YDS	SCK-YDS	FF	FR-YDS	INT-YDS	QBH	BRUP
EASTERN ILLINOIS	1/1	2	1	3	0.0-0	0.0-0	0	0-0	0-0	0	0
at Colorado State	1/1	4	1	5	0.0-0	0.0-0	0	0-0	1-0	0	2
NORTH TEXAS	1/1	3	0	3	1.0-3	0.0-0	0	0-0	0-0	0	0
at Auburn	1/1	3	1	4	1.0-5	1.0-5	0	0-0	0-0	0	1
vs. Texas A&M	1/1	4	0	4	0.0-0	0.0-0	0	0-0	0-0	0	0
ALABAMA	1/1	3	1	4	0.0-0	0.0-0	1	0-0	0-0	0	0
OLE MISS	1/1	2	1	3	0.0-0	0.0-0	0	0-0	1-0	0	1
TULSA	1/0	2	0	2	0.0-0	0.0-0	0	0-0	1-0	0	1
VANDERBILT											
LSU											
at Mississippi State											
at Missouri											
<b>TOTAL</b>	<b>8/7</b>	<b>23</b>	<b>5</b>	<b>28</b>	<b>2.0-8</b>	<b>1.0-5</b>	<b>1</b>	<b>0-0</b>	<b>3-0</b>	<b>0</b>	<b>5</b>

### SEASON HIGHS

Tackles ..... 5 at Colorado State (9/8/18)  
 Tackles For Loss ..... 1.0 (2x) last at Auburn (9/22/18)  
 Sacks ..... 1.0 at Auburn (9/22/18)  
 Interceptions ..... 1 (3x) last vs. Tulsa (10/21/18)  
 Interception Return Yards ..... None  
 QB Hurries ..... None  
 Pass Breakups ..... 2 at Colorado State (9/8/18)  
 Forced Fumbles ..... 1 vs. Alabama (10/6/18)  
 Fumble Recoveries ..... None

### CAREER HIGHS

Tackles ..... 7 at Missouri (11/24/16)  
 Tackles For Loss ..... 1.0 (2x) last at Auburn (9/22/18)  
 Sacks ..... 1.0 at Auburn (9/22/18)  
 Interceptions ..... 1 (6x), last vs. Tulsa (10/21/18)  
 Interception Return Yards ..... 50 vs. Virginia Tech (12/29/16)  
 QB Hurries ..... None  
 Pass Breakups ..... 3 at TCU (9/10/16)  
 Forced Fumbles ..... 1 vs. Alabama (10/6/18)  
 Fumble Recoveries ..... None



## SANTOS RAMIREZ

9

Defensive Back | 6-2 | 204 | Senior  
Shreveport, La. | Evangel Christian Academy

### QUICK HITS

- Had his fifth career double-digit tackling effort against Tulsa (10/20/18).
- In 2017, finished third on the team and first among DBs in tackles (63).
- Enters the 2018 campaign with 5 career FF, the most since Tenarius Wright (2008-2012).
- Forced and recovered a key fumble and broke up a pass against Ole Miss (10/28/17).
- One of 3 players in the FBS to record at least 60 tackles, an INT, 8 PBUs and 3 FF in 2017.

### CAREER STATS

	GP/GS	UA	A	ToT	TFL-YDS	SCK-YDS	FF	FR-YDS	INT-YDS	QBH	BRUP
2015	12/3	22	13	35	0.0-0	0.0-0	0	0-0	1-18	0	3
2016	12/7	30	13	43	0.0-0	0.0-0	2	0-0	1-24	0	2
2017	12/12	34	29	63	2.0-4	0.0-0	3	1-0	1-16	0	8
2018	8/8	34	29	63	0.5-0	0.0-0	0	1-0	0	0	0
<b>TOTAL</b>	<b>44/30</b>	<b>115</b>	<b>79</b>	<b>194</b>	<b>2.0-4</b>	<b>0.0-0</b>	<b>5</b>	<b>1-0</b>	<b>3-58</b>	<b>0</b>	<b>13</b>

### GAME-BY-GAME STATS

	GP/GS	UA	A	ToT	TFL-YDS	SCK-YDS	FF	FR-YDS	INT-YDS	QBH	BRUP
EASTERN ILLINOIS	1/1	5	1	6	0.0-0	0.0-0	0	1-0	0-0	0	0
at Colorado State	1/1	4	6	10	0.0-0	0.0-0	0	0-0	0-0	0	0
NORTH TEXAS	1/1	3	1	4	0.0-0	0.0-0	0	0-0	0-0	0	0
at Auburn	1/1	4	1	5	0.0-0	0.0-0	0	0-0	0-0	0	0
vs. Texas A&M	1/1	6	4	10	0.0-0	0.0-0	0	0-0	0-0	0	0
ALABAMA	1/1	3	9	12	0.0-0	0.0-0	0	0-0	0-0	0	0
OLE MISS	1/1	4	2	6	0.0-0	0.0-0	0	0-0	0-0	0	0
TULSA	1/1	5	5	10	0.5-0	0.0-0	0	0-0	0-0	0	0
VANDERBILT											
LSU											
at Mississippi State											
at Missouri											
<b>TOTAL</b>	<b>8/8</b>	<b>34</b>	<b>29</b>	<b>63</b>	<b>0.5-0</b>	<b>0.0-0</b>	<b>0</b>	<b>1-0</b>	<b>0</b>	<b>0</b>	<b>0</b>

### SEASON HIGHS

Tackles ..... 12 vs. Alabama (10/6/18)  
 Tackles For Loss ..... 0.5 vs. Tulsa (10/20/18)  
 Sacks ..... None  
 Interceptions ..... None  
 Interception Return Yards ..... None  
 QB Hurries ..... None  
 Pass Breakups ..... None  
 Forced Fumbles ..... None  
 Fumble Recoveries ..... 1 vs. Eastern Illinois (9/1/18)

### CAREER HIGHS

Tackles ..... 12 vs. Alabama (10/6/18)  
 Tackles For Loss ..... 1 vs. New Mexico State (9/30/17)  
 Sacks ..... None  
 Interceptions ..... 1 (3x), last vs. TCU (9/9/17)  
 Interception Return Yards ..... 24 vs. Florida (11/5/16)  
 QB Hurries ..... None  
 Pass Breakups ..... 2 (3x) last vs. Coastal Carolina (11/4/17)  
 Forced Fumbles ..... 1 (4x) last at Ole Miss (10/28/17)  
 Fumble Recoveries ..... 1 (2x) last vs. Eastern Illinois (9/1/18)



## RANDY RAMSEY

10

Defensive Line | 6-4 | 236 | Senior  
Ft. Lauderdale, Fla. | Dillard HS

### QUICK HITS

- Recovered his first fumble of the season against Tulsa, second career FR.
- Led the team last season with six QBHs, with five coming in SEC Contests.
- Logged his first career sack against Florida A&M (8/31/17).
- Recorded a career high nine tackles in a comeback win against Ole Miss (10/28/17).
- Made at least 1.0 tackle for loss in four games, had 1.0 sack in two games in 2017.

### CAREER STATS

	GP/GS	UA	A	ToT	TFL-YDS	SCK-YDS	FF	FR-YDS	INT-YDS	QBH	BRUP
2014	7/1	5	3	8	0.5-1	0.0-0	0	0-0	0-0	0	0
2016	12/3	13	10	23	5.5-32	2.5-20	3	1-0	0-0	4	0
2017	12/8	20	22	42	5.5-18	2.0-13	1	0-0	0-0	6	2
2018	6/6	10	11	21	5.0-22	2.0-12	0	1-0	0-0	4	0
<b>TOTAL</b>	<b>37/18</b>	<b>48</b>	<b>46</b>	<b>94</b>	<b>16.5-73</b>	<b>6.5-45</b>	<b>4</b>	<b>2-0</b>	<b>0-0</b>	<b>14</b>	<b>2</b>

### GAME-BY-GAME STATS

	GP/GS	UA	A	ToT	TFL-YDS	SCK-YDS	FF	FR-YDS	INT-YDS	QBH	BRUP
EASTERN ILLINOIS	-/-	-	-	-	-	-	-	-	-	-	-
at Colorado State	-/-	-	-	-	-	-	-	-	-	-	-
NORTH TEXAS	1/1	0	1	1	0.0-0	0.0-0	0	0-0	0-0	3	0
at Auburn	1/1	5	1	6	2.0-11	1.0-6	0	0-0	0-0	0	0
vs. Texas A&M	1/1	1	3	4	0.0-0	0.0-0	0	0-0	0-0	0	0
ALABAMA	1/1	0	3	3	0.5-1	0.0-0	0	0-0	0-0	1	0
OLE MISS	1/1	2	2	4	2.5-10	1.0-6	0	0-0	0-0	0	0
TULSA	1/1	2	1	3	0.0-0	0.0-0	0	1-0	0-0	0	0
VANDERBILT											
LSU											
at Mississippi State											
at Missouri											
<b>TOTAL</b>	<b>6/6</b>	<b>10</b>	<b>11</b>	<b>21</b>	<b>5.0-22</b>	<b>2.0-12</b>	<b>0</b>	<b>1-0</b>	<b>0-0</b>	<b>4</b>	<b>0</b>

### SEASON HIGHS

Tackles .....6 at Auburn (9/22/18)  
Tackles For Loss.....2.5 vs. Ole Miss (10/14/18)  
Sacks.....1.0 (2x) last vs. Ole Miss (10/14/18)  
Interceptions .....None  
Interception Return Yards .....None  
QB Hurries .....3 vs. North Texas (9/15/18)  
Pass Breakups.....None  
Forced Fumbles .....None

### CAREER HIGHS

Tackles .....9 vs. Ole Miss (10/28/17)  
Tackles For Loss.....2.5 vs. Ole Miss (10/14/18)  
Sacks.....1.0 (6x) last vs. Ole Miss (10/14/18)  
Interceptions .....None  
Interception Return Yards .....None  
QB Hurries .....3 vs. North Texas (9/15/18)  
Pass Breakups.....1 (2x) last vs. Mississippi State (11/17/17)  
Forced Fumbles .....1 (4x) last vs. Coastal Carolina (11/4/17)



## KEVIN RICHARDSON

30

Defensive Back | 5-11 | 180 | Senior  
Jacksonville, Ark. | Jacksonville HS



### QUICK HITS

- Recorded his first statistics of the season against Texas A&M (9/29/18) with two tackles.
- Tied for the team lead in interceptions (3), breaking up four passes in 2017.
- Recorded three picks in four games, the most in a four game stretch by a Hog since 2011.
- Ended Jalen Hurts' streak of 206 passes thrown without an interception last season.
- Finished the year with 17 tackles over the final two games.

### CAREER STATS

	GP/GS	UA	A	ToT	TFL-YDS	SCK-YDS	FF	FR-YDS	INT-YDS	QBH	BRUP
2014	13/0	5	3	8	0.0-0	0.0-0	0	0-0	0-0	1	0
2015	13/5	22	22	44	0.0-0	0.0-0	0	0-0	1-0	0	3
2016	1/1	2	5	7	0.0-0	0.0-0	0	0-0	0-0	0	0
2017	12/9	21	29	50	0.5-1	0.0-0	0	1-22	3-7	0	4
2018	5/2	4	6	10	0.0-0	0.0-0	0	0-0	0-0	0	1
<b>TOTAL</b>	<b>44/17</b>	<b>54</b>	<b>67</b>	<b>121</b>	<b>0.5-1</b>	<b>0.0-0</b>	<b>0</b>	<b>1-22</b>	<b>4-7</b>	<b>1</b>	<b>8</b>

### GAME-BY-GAME STATS

	GP/GS	UA	A	ToT	TFL-YDS	SCK-YDS	FF	FR-YDS	INT-YDS	QBH	BRUP
EASTERN ILLINOIS	-/-	-	-	-	-	-	-	-	-	-	-
at Colorado State	-/-	-	-	-	-	-	-	-	-	-	-
NORTH TEXAS	-/-	-	-	-	-	-	-	-	-	-	-
at Auburn	1/0	0	0	0	0.0-0	0.0-0	0	0-0	0-0	0	0
vs. Texas A&M	1/0	0	2	2	0.0-0	0.0-0	0	0-0	0-0	0	0
ALABAMA	1/1	1	2	3	0.0-0	0.0-0	0	0-0	0-0	0	1
OLE MISS	1/1	2	0	2	0.0-0	0.0-0	0	0-0	0-0	0	0
TULSA	1/0	1	2	3	0.0-0	0.0-0	0	0-0	0-0	0	0
VANDERBILT											
LSU											
at Mississippi State											
at Missouri											
<b>TOTAL</b>	<b>5/2</b>	<b>4</b>	<b>6</b>	<b>10</b>	<b>0.0-0</b>	<b>0.0-0</b>	<b>0</b>	<b>0-0</b>	<b>0-0</b>	<b>0</b>	<b>1</b>

### SEASON HIGHS

Tackles .....3 (2x) last vs. Alabama (10/20/18)  
Tackles For Loss.....None  
Sacks.....None  
Interceptions .....None  
Interception Return Yards .....None  
QB Hurries .....None  
Pass Breakups.....1 vs. Alabama (10/6/18)  
Forced Fumbles .....None  
Fumble Recoveries.....None

### CAREER HIGHS

Tackles .....10 (2x), last vs. Mississippi State (11/21/15)  
Tackles For Loss.....None  
Sacks.....None  
Interceptions .....1 (4x) last vs. Auburn (10/21/17)  
Interception Return Yards .....7 vs. Auburn (10/21/17)  
QB Hurries .....1 vs. UAB (10/25/14)  
Pass Breakups.....3 vs. Mississippi State (11/21/1)  
Forced Fumbles .....None  
Fumble Recoveries.....1 vs. Ole Miss (10/28/17)



## T.J. SMITH

52

Defensive Line | 6-3 | 304 | Senior  
Moultrie, Ga. | Colquitt County HS

### QUICK HITS

- Started all 12 games in 2017, finishing as one of five Arkansas players with multiple sacks.
- Recorded his first TFL and sack of the 2018 campaign against Texas A&M (9/29/18).
- Recorded a career high five tackles against Ole Miss (10/27/17)
- All four tackles for loss and two sacks came away from home in SEC competition.
- Recorded 2.0 TFLs, 1.0 sack, a FF and a QBH in a career day against South Carolina in 2017.

### CAREER STATS

	GP/GS	UA	A	ToT	TFL-YDS	SCK-YDS	FF	FR-YDS	INT-YDS	QBH	BRUP
2016	5/0	1	3	4	1.5-3	0.0-0	0	0-0	0-0	0	0
2017	12/12	10	16	26	4.0-17	2.0-15	1	0-0	0-0	3	0
2018	8/8	7	13	20	2.5-9	1.5-6	0	0-0	0-0	0	0
<b>TOTAL</b>	<b>25/20</b>	<b>18</b>	<b>32</b>	<b>50</b>	<b>8.0-29</b>	<b>3.5-21</b>	<b>1</b>	<b>0-0</b>	<b>0-0</b>	<b>3</b>	<b>0</b>

### GAME-BY-GAME STATS

	GP/GS	UA	A	ToT	TFL-YDS	SCK-YDS	FF	FR-YDS	INT-YDS	QBH	BRUP
EASTERN ILLINOIS	1/1	1	2	3	0.5-1	0.0-0	0	0-0	0-0	0	0
at Colorado State	1/1	0	1	1	0.5-2	0.0-0	0	0-0	0-0	0	0
NORTH TEXAS	1/1	0	3	3	0.0-0	0.0-0	0	0-0	0-0	0	0
at Auburn	1/1	2	1	3	0.0-0	0.0-0	0	0-0	0-0	0	0
vs. Texas A&M	1/1	1	1	2	1.0-5	1.0-5	0	0-0	0-0	0	0
ALABAMA	1/1	0	2	2	0.0-0	0.0-0	0	0-0	0-0	0	0
OLE MISS	1/1	2	0	2	0.0-0	0.0-0	0	0-0	0-0	0	0
TULSA	1/1	1	3	4	0.5-1	0.5-1	0	0-0	0-0	0	0
VANDERBILT											
LSU											
at Mississippi State											
at Missouri											
<b>TOTAL</b>	<b>8/8</b>	<b>7</b>	<b>13</b>	<b>20</b>	<b>2.5-9</b>	<b>1.5-6</b>	<b>0</b>	<b>0-0</b>	<b>0-0</b>	<b>0</b>	<b>0</b>

### SEASON HIGHS

Tackles	3 (3x) last at Auburn (9/22/18)
Tackles For Loss	1.0 vs. Texas A&M (9/29/18)
Sacks	1.0 vs. Texas A&M (9/29/18)
Interceptions	None
Interception Return Yards	None
QB Hurries	None
Pass Breakups	None
Forced Fumbles	None
Fumble Recoveries	None

### CAREER HIGHS

Tackles	5 at Ole Miss (10/28/17)
Tackles For Loss	2.0 at South Carolina (10/7/17)
Sacks	1.0 (3x) last vs. Texas A&M (9/29/18)
Interceptions	None
Interception Return Yards	None
QB Hurries	1 (3x) last vs. Coastal Carolina (11/4/17)
Pass Breakups	None
Forced Fumbles	1 at South Carolina (10/7/17)
Fumble Recoveries	None



## DEON STEWART

3

Wide Receiver | 5-11 | 161 | Junior  
Hardy, Ark. | Highland HS

### QUICK HITS

- Had his streak of 15 consecutive games with a catch snapped vs. Tulsa.
- Recorded multiple catches in six of the last 10 SEC contests.
- Finished second on the team in receptions (33), receiving yards (404) and TD catches (3).
- 8 of 9 catches on third down resulted in a first down, including 32-yarder at Auburn.

### CAREER STATS

	GP/GS	RECEIVING					RUSHING				
		REC	YDS	AVG	TD	LNG	ATT	YDS	AVG	TD	LNG
2016	12/0	2	34	17.0	0	19	2	9	4.5	0	5
2017	12/6	33	404	12.2	3	38	8	10	1.2	0	8
2018	8/3	10	118	11.8	0	37	0	0	0.0	0	0
<b>TOTAL</b>	<b>30/9</b>	<b>45</b>	<b>556</b>	<b>12.4</b>	<b>3</b>	<b>38</b>	<b>8</b>	<b>15</b>	<b>1.9</b>	<b>0</b>	<b>5</b>

### GAME-BY-GAME STATS

	GP/GS	REC	YDS	AVG	TD	LNG	ATT	YDS	AVG	TD	LNG
EASTERN ILLINOIS	1/0	1	0	0.0	0	0	0	0	0.0	0	0
at Colorado State	1/0	1	10	10.0	0	10	0	0	0.0	0	0
NORTH TEXAS	1/0	2	12	6.0	0	8	0	0	0.0	0	0
at Auburn	1/0	1	32	32.0	0	32	0	0	0.0	0	0
vs. Texas A&M	1/1	1	6	6.0	0	6	0	0	0.0	0	0
ALABAMA	1/1	2	53	21.5	0	37	0	0	0.0	0	0
OLE MISS	1/1	2	5	2.5	0	5	0	0	0.0	0	0
TULSA	1/1	0	0	0.0	0	0	0	0	0.0	0	0
VANDERBILT											
LSU											
at Mississippi State											
at Missouri											
<b>TOTAL</b>	<b>8/3</b>	<b>10</b>	<b>118</b>	<b>11.8</b>	<b>0</b>	<b>37</b>	<b>0</b>	<b>0</b>	<b>0.0</b>	<b>0</b>	<b>0</b>

### SEASON HIGHS

Receptions	2 (2x) last vs. Alabama (10/6/18)
Receiving Yards	53 vs. Alabama (10/6/18)
Receiving Touchdowns	None
Long Reception	37 vs. Alabama (10/6/18)
Rushes	None
Rushing Yards	None
Rushing Touchdowns	None
Long Rush	None
Punt Returns	2 vs. Tulsa (10/20/18)
Long Punt Return	45 at Colorado State (9/8/18)
Kick Returns	1 (2x) last at Auburn (9/22/18)
Kick Return Yards	20 at Auburn (9/22/18)
Kick Return Touchdowns	None

### CAREER HIGHS

Receptions	6 (2x) last vs Missouri (11/24/17)
Receiving Yards	71 vs. New Mexico State (9/30/17)
Receiving Touchdowns	1 (3x), last at Ole Miss (10/28/17)
Long Reception	38 vs. New Mexico State (9/30/17)
Rushes	2 vs. Auburn (10/21/17)
Rushing Yards	5 vs. Virginia Tech (12/29/16)
Rushing Touchdowns	None
Punt Returns	2 vs. Tulsa (10/20/18)
Long Rush	5 vs. Virginia Tech (12/29/16)
Long Punt Return	45 at Colorado State (9/8/18)
Kick Returns	7 vs. LSU (11/12/16)
Kick Return Yards	119 at Missouri (11/25/16)
Kick Return Touchdowns	None

# GAME 9 VANDERBILT



## TY STOREY

4

Quarterback | 6-2 | 215 | Junior  
Charleston, Ark. | Charleston HS



### QUICK HITS

- 15<sup>th</sup> quarterback to complete 25 or more passes against Alabama since 2007.
- Had a career high completions (13), attempts (31), rushes (12) and rush yards (44) at Auburn.
- Recorded 261 yards and accounted for four total touchdowns against EIU (9/1/18).
- Posted his first passing statistics since Oct. 22, 2016 against Auburn in season opener.
- Four-star recruit and early enrollee in 2015 before redshirting in first year.

### CAREER STATS

	PASSING					RUSHING							
	GP/GS	COMP	ATT	PCT	YDS	TD	INT	LNG	ATT	YDS	AVG	TD	LNG
2016	3/0	1	4	25.0	3	0	0	3	2	-17	-8.5	0	0
2017	2/0	0	0	0.0	0	0	0	0	1	-5	-5	0	0
2018	6/5	81	142	57.0	983	7	5	57	45	183	4.1	1	23
<b>TOTAL</b>	<b>11/5</b>	<b>81</b>	<b>146</b>	<b>55.4</b>	<b>986</b>	<b>7</b>	<b>5</b>	<b>57</b>	<b>45</b>	<b>161</b>	<b>3.6</b>	<b>1</b>	<b>23</b>

### GAME-BY-GAME STATS

	PASSING					RUSHING							
	GP/GS	COMP	ATT	PCT	YDS	TD	INT	LNG	ATT	YDS	AVG	TD	LNG
EASTERN ILLINOIS	1/0	12	17	70.5	261	3	0	57	3	15	5.0	1	10
at Colorado State	1/1	5	13	38.5	36	0	2	19	2	11	5.5	0	17
NORTH TEXAS	-/-	-	-	-	-	-	-	-	-	-	-	-	-
at Auburn	1/1	13	31	41.9	141	0	1	33	12	44	3.7	0	17
vs. Texas A&M	1/1	14	26	53.8	193	1	1	36	10	1	0.1	0	11
ALABAMA	1/1	25	39	64.1	230	2	1	37	9	42	4.6	0	11
OLE MISS	1/1	12	16	75.0	122	1	0	39	9	70	7.8	0	23
TULSA	-/-	-	-	-	-	-	-	-	-	-	-	-	-
VANDERBILT													
LSU													
at Mississippi State													
at Missouri													
<b>TOTAL</b>	<b>6/5</b>	<b>81</b>	<b>142</b>	<b>57.0</b>	<b>983</b>	<b>7</b>	<b>5</b>	<b>57</b>	<b>45</b>	<b>183</b>	<b>4.1</b>	<b>1</b>	<b>23</b>

### SEASON HIGHS

Pass Attempts	39 vs. Alabama (10/6/18)
Completions	25 vs. Alabama (10/6/18)
Pass Yards	261 vs. Eastern Illinois (9/1/18)
Pass TDs	3 vs. Eastern Illinois (9/1/18)
Long Pass	57 vs. Eastern Illinois (9/1/18)
Completion %	75.0 vs. Ole Miss (10/13/18)
Rushes	12 at Auburn (9/22/18)
Rush Yards	70 vs. Ole Miss (10/13/18)
Rush TDs	1 vs. Eastern Illinois (9/1/18)
Long Rush	23 vs. Ole Miss (10/13/18)

### CAREER HIGHS

Pass Attempts	39 vs. Alabama (10/6/18)
Completions	25 vs. Alabama (10/6/18)
Pass Yards	261 vs. Eastern Illinois (9/1/18)
Pass TDs	3 vs. Eastern Illinois (9/1/18)
Long Pass	57 vs. Eastern Illinois (9/1/18)
Completion %	75.0 vs. Ole Miss (10/13/18)
Rushes	12 at Auburn (9/22/18)
Rush Yards	70 vs. Ole Miss (10/13/18)
Rush TDs	1 vs. Eastern Illinois (9/1/18)
Long Rush	23 vs. Ole Miss (10/13/18)



## De'VION WARREN

9

Wide Receiver | 5-10 | 180 | Sophomore  
Monroe, La. | Ouachita Parish HS

### QUICK HITS

- Led the SEC and ranked 13<sup>th</sup> nationally with a 26.38 kickoff return average last year.
- His 765 yards returning kicks ranks third in single-season school history.
- Led SEC with four 40-plus yard kickoff returns, longest was a 100-yard TD against Auburn.
- Became the first Razorback since 2014 to return a kickoff for a touchdown.
- 100-yard kickoff return was the longest for a score since Felix Jones' 100-yard TD in 2006.

### CAREER STATS

	RECEIVING						RUSHING						KICK RETURN					
	GP/GS	REC	YDS	AVG	TD	LNG	ATT	YDS	AVG	TD	LNG	RET	YDS	TD	LNG			
2017	12/0	1	5	5.0	0	5	2	10	5.0	0	6	29	765	1	100			
2018	6/0	3	14	4.6	1	0	0	0	0.0	0	0	9	251	0	78			
TOTAL	18/0	4	19	4.75	1	5	2	10	5.0	0	6	381,016	1	100				

### GAME-BY-GAME STATS

	RECEIVING					RUSHING						KICK RETURN					
	GP/GS	REC	YDS	AVG	TD	LNG	ATT	YDS	AVG	TD	LNG	RET	YDS	TD	LNG		
EASTERN ILLINOIS	1/0	0	0	0.0	0	0	0	0	0.0	0	0	4	102	0	34		
at Colorado State	1/0	2	-3	-1.5	0	0	0	0	0.0	0	0	1	23	0	23		
NORTH TEXAS	-/-	-	-	-	-	-	-	-	-	-	-	-	-	-	-		
at Auburn	-/-	-	-	-	-	-	-	-	-	-	-	-	-	-	-		
vs. Texas A&M	1/0	0	0	0.0	0	0	0	0	0.0	0	0	1	11	0	11		
ALABAMA	1/0	1	17	17.0	1	0	0	0	0.0	0	0	1	78	0	78		
OLE MISS	1/0	0	0	0.0	0	0	0	0	0.0	0	0	2	37	0	33		
TULSA	1/0	0	0	0.0	0	0	0	0	0.0	0	0	0	0	0	0		
VANDERBILT																	
LSU																	
at Mississippi State																	
at Missouri																	
TOTAL	6/0	3	14	4.6	1	0	0	0	0.0	0	0	9	251	0	78		

### SEASON HIGHS

Kickoff Returns	4 vs. Eastern Illinois (9/1/18)
Kickoff Return Yards	102 vs. Eastern Illinois (9/1/18)
Kickoff Return Touchdowns	None

### CAREER HIGHS

Kickoff Returns	5 (2x), last vs. Coastal Carolina (11/4/17)
Kickoff Return Yards	141 at Ole Miss (10/28/17)
Kickoff Return Touchdowns	1 vs. Auburn (10/21/17)





## ARMON WATTS

90

**Defensive Line | 6-5 | 298 | Senior**  
**St. Louis, Mo. | Christian Brothers College HS**

### QUICK HITS

- First Hog to have 1.0+ sacks in each of the first three games of a season since Randy Garner in 1998.
- Fourth Hog since 1998 to have 3.0+ sacks through the first three games of a season.
- Tied for 5th in the SEC in sacks (4.0), 7th in sack yards (24) T-6th in sacks per game (0.80).
- 4.0 sacks is most by a Razorback since Deatrich Wise had 8.0 in 2015.
- 4.0 sacks through five games is the most since Chris Smith had 6.0 through five in 2013.

### CAREER STATS

	GP/GS	UA	A	ToT	TFL-YDS	SCK-YDS	FF	FR-YDS	INT-YDS	QBH	BRUP
2015	11/0	2	0	2	0.0-0	0.0-0	0	0-0	0-0	1	0
2016	1/0	0	1	1	0.0-0	0.0-0	0	0-0	0-0	0	0
2017	3/0	2	2	4	0.0-0	0.0-0	0	0-0	0-0	0	0
2018	8/7	11	16	27	5.5-33	5.0-32	2	0-0	0-0	2	2
<b>TOTAL</b>	<b>23/7</b>	<b>15</b>	<b>19</b>	<b>34</b>	<b>5.5-33</b>	<b>5.0-32</b>	<b>2</b>	<b>0-0</b>	<b>0-0</b>	<b>3</b>	<b>2</b>

### GAME-BY-GAME STATS

	GP/GS	UA	A	ToT	TFL-YDS	SCK-YDS	FF	FR-YDS	INT-YDS	QBH	BRUP
EASTERN ILLINOIS	1/0	1	1	2	1.0-7	1.0-7	1	0-0	0-0	0	0
at Colorado State	1/1	1	4	5	1.5-5	1.0-4	1	0-0	0-0	1	0
NORTH TEXAS	1/1	1	1	2	1.0-9	1.0-9	0	0-0	0-0	0	1
at Auburn	1/1	2	1	3	0.0-0	0.0-0	0	0-0	0-0	1	0
vs. Texas A&M	1/1	1	4	5	1.0-4	1.0-4	0	0-0	0-0	0	0
ALABAMA	1/1	0	2	2	0.0-0	0.0-0	0	0-0	0-0	0	1
OLE MISS	1/1	2	2	4	0.0-0	0.0-0	0	0-0	0-0	0	0
TULSA	1/1	1	3	4	1.0-8	1.0-8	0	0-0	0-0	0	0
VANDERBILT											
LSU											
at Mississippi State											
at Missouri											
<b>TOTAL</b>	<b>8/7</b>	<b>11</b>	<b>16</b>	<b>27</b>	<b>5.5-33</b>	<b>5.0-32</b>	<b>2</b>	<b>0-0</b>	<b>0-0</b>	<b>2</b>	<b>2</b>

### SEASON HIGHS

Tackles	5 (2x) last vs. Texas A&M (9/29/18)
Tackles For Loss	1.5 at Colorado State (9/8/18)
Sacks	1.0 (4x) last vs. Texas A&M (9/29/18)
Interceptions	None
Interception Return Yards	None
QB Hurries	1 (3x) last at Auburn (9/22/18)
Pass Breakups	1 (2x) last vs. Alabama (10/6/18)
Forced Fumbles	1 (2x) last at Colorado State (9/8/18)
Fumble Recoveries	None

### CAREER HIGHS

Tackles	5 (2x) last vs. Texas A&M (9/29/18)
Tackles For Loss	1.5 at Colorado State (9/8/18)
Sacks	1.0 (4x) last vs. Texas A&M (9/29/18)
Interceptions	None
Interception Return Yards	None
QB Hurries	1 (3x) last at Auburn (9/22/18)
Pass Breakups	1 (2x) last vs. Alabama (10/6/18)
Forced Fumbles	1 (2x) last at Colorado State (9/8/18)
Fumble Recoveries	None



## DEVWAH WHALEY

21

**Running Back | 5-11 | 209 | Junior**  
**Beaumont, Texas | Central HS**

### QUICK HITS

- Set career highs in rushes (26) and rushing yards (165) against Colorado State (9/8/18).
- The 11th Arkansas running back to rush for 165+ yards since 2010, fourth on the road.
- Has scored a touchdown in eight of the last 10 games.
- Finished as the team's second leading rusher with 559 yards and 7 TDs on 127 carries.
- Named a preseason Doak Walker Award watch list member.

### CAREER STATS

	RUSHING					RECEIVING					
	GP/GS	ATT	YDS	AVG	TD	LNG	REC	YDS	AVG	TD	LNG
2016	13/0	110	602	5.4	3	75	6	139	23.2	0	43
2017	12/11	127	559	4.4	7	33	8	56	7.0	1	20
2018	5/4	65	301	4.6	2	18	6	30	5.0	0	8
<b>TOTAL</b>	<b>30/16</b>	<b>302</b>	<b>1,464</b>	<b>4.8</b>	<b>12</b>	<b>75</b>	<b>20</b>	<b>225</b>	<b>11.3</b>	<b>1</b>	<b>43</b>

### GAME-BY-GAME STATS

	RUSHING					RECEIVING					
	GP/GS	ATT	YDS	AVG	TD	LNG	REC	YDS	AVG	TD	LNG
EASTERN ILLINOIS	1/1	10	29	2.8	1	8	0	0	0.0	0	0
at Colorado State	1/1	26	165	6.3	1	18	0	0	0.0	0	0
NORTH TEXAS	1/1	9	16	1.3	0	7	2	12	6.0	0	8
at Auburn	1/1	8	26	3.2	0	16	2	9	4.5	0	7
vs. Texas A&M	-/-	-	-	-	-	-	-	-	-	-	-
ALABAMA	-/-	-	-	-	-	-	-	-	-	-	-
OLE MISS	1/0	12	67	5.6	0	16	2	9	4.5	0	5
TULSA	-/-	-	-	-	-	-	-	-	-	-	-
VANDERBILT											
LSU											
at Mississippi State											
at Missouri											
<b>TOTAL</b>	<b>5/4</b>	<b>65</b>	<b>301</b>	<b>4.6</b>	<b>2</b>	<b>18</b>	<b>6</b>	<b>30</b>	<b>5.0</b>	<b>0</b>	<b>8</b>

### SEASON HIGHS

Rushes	26 at Colorado State (9/8/18)
Rushing Yards	165 at Colorado State (9/8/18)
Rushing TDs	1 (2x) last at Colorado State (9/8/18)
Long Rush	18 at Colorado State (9/8/18)
100-Yard Games	1 at Colorado State (9/15/18)
Receptions	2 vs. North Texas (9/15/18)
Receiving Yards	12 vs. North Texas (9/15/18)
Receiving TDs	None
Long Reception	8 vs. North Texas (9/15/18)

### CAREER HIGHS

Rushes	26 at Colorado State (9/8/18)
Rushing Yards	165 at Colorado State (9/8/18)
Rushing TDs	1 (13x) last at Colorado State (9/8/18)
Long Rush	75 vs. Alcorn State (10/1/16)
100-Yard Games	4, last at Colorado State (9/8/18)
Receptions	2 (4x) last vs. North Texas (9/15/18)
Receiving Yards	69 vs. Florida (11/5/16)
Receiving TDs	1 at Ole Miss (10/28/17)
Long Reception	43 vs. Florida (11/5/16)

# GAME 9 VANDERBILT



## MIKE WOODS

8

Wide Receiver | 6-1 | 190 | Freshman  
Magnolia, Texas | Magnolia HS

### QUICK HITS

- Led Arkansas with four catches of 61 yards against North Texas.
- Recorded his first career touchdown late in the fourth quarter against Texas A&M (9/29/18).
- Three of four catches against North Texas resulted in a first down.
- Three-star recruit by ESPN and 247Sports.
- Chose Arkansas over Vanderbilt, Washington State, Texas Tech and others.

### CAREER STATS

	GP/GS	RUSHING					RECEIVING				
		ATT	YDS	AVG	TD	LNG	REC	YDS	AVG	TD	LNG
2018	7/4	11	144	13.1	1	29	0	0	0.0	0	0
<b>TOTAL</b>	<b>7/4</b>	<b>11</b>	<b>144</b>	<b>13.1</b>	<b>1</b>	<b>29</b>	<b>0</b>	<b>0</b>	<b>0.0</b>	<b>0</b>	<b>0</b>

### GAME-BY-GAME STATS

	GP/GS	RECEIVING					RUSHING				
		REC	YDS	AVG	TD	LNG	ATT	YDS	AVG	TD	LNG
EASTERN ILLINOIS	-/-	-	-	-	-	-	-	-	-	-	-
at Colorado State	1/0	0	0	0	0	0	0	0	0.0	0	0
NORTH TEXAS	1/0	4	61	16.0	0	25	0	0	0.0	0	0
at Auburn	1/0	1	13	13.0	0	13	0	0	0.0	0	0
vs. Texas A&M	1/1	2	50	25.0	1	29	0	0	0.0	0	0
ALABAMA	1/1	2	6	3.0	0	4	0	0	0.0	0	0
OLE MISS	1/1	2	14	7.0	0	9	0	0	0.0	0	0
TULSA	1/1	0	0	0.0	0	0	0	0	0.0	0	0
VANDERBILT											
LSU											
at Mississippi State											
at Missouri											
<b>TOTAL</b>	<b>7/4</b>	<b>11</b>	<b>144</b>	<b>13.1</b>	<b>1</b>	<b>29</b>	<b>0</b>	<b>0</b>	<b>0.0</b>	<b>0</b>	<b>0</b>

### SEASON HIGHS

Rushes	.....None
Rushing Yards	.....None
Rushing TDs	.....None
Long Rush	.....None
100-Yard Games	.....None
Receptions	.....4 vs. North Texas (9/15/18)
Receiving Yards	.....61 vs. North Texas (9/15/18)
Receiving TDs	.....None
Long Reception	.....29 vs. Texas A&M (9/29/19)

### CAREER HIGHS

Rushes	.....None
Rushing Yards	.....None
Rushing TDs	.....None
Long Rush	.....None
100-Yard Games	.....None
Receptions	.....6 vs. North Texas (9/15/18)
Receiving Yards	.....61 vs. North Texas (9/15/18)
Receiving TDs	.....None
Long Reception	.....29 vs. Texas A&M (9/29/19)



## MALEEK WILLIAMS

23

Running Back | 5-11 | 223 | Freshman  
Punta Gorda, Fla. | Charlotte HS

### QUICK HITS

- Made debut against EIU (9/1/18), rushing for 17 yards on three attempts.
- Redshirted his first year on campus.
- A four star prospect that chose Arkansas over Tennessee, Oregon and others.

### CAREER STATS

	GP/GS	RUSHING					RECEIVING				
		ATT	YDS	AVG	TD	LNG	REC	YDS	AVG	TD	LNG
2018	5/0	20	115	5.75	2	68	0	0	0.0	0	0
<b>TOTAL</b>	<b>5/0</b>	<b>20</b>	<b>115</b>	<b>5.75</b>	<b>2</b>	<b>68</b>	<b>0</b>	<b>0</b>	<b>0.0</b>	<b>0</b>	<b>0</b>

### GAME-BY-GAME STATS

	GP/GS	RUSHING					RECEIVING				
		ATT	YDS	AVG	TD	LNG	REC	YDS	AVG	TD	LNG
EASTERN ILLINOIS	1/0	3	17	5.7	0	7	0	0	0.0	0	0
at Colorado State	-/-	-	-	-	-	-	-	-	-	-	-
NORTH TEXAS	1/0	5	74	14.8	1	68	0	0	0.0	0	0
at Auburn	1/0	2	0	0.0	0	2	0	0	0.0	0	0
vs. Texas A&M	-/-	-	-	-	-	-	-	-	-	-	-
ALABAMA	1/0	1	1	1.0	0	1	0	0	0.0	0	0
OLE MISS	-/-	-	-	-	-	-	-	-	-	-	-
TULSA	1/0	9	23	2.6	1	5	0	0	0.0	0	0
VANDERBILT											
LSU											
at Mississippi State											
at Missouri											
<b>TOTAL</b>	<b>5/0</b>	<b>20</b>	<b>115</b>	<b>5.75</b>	<b>2</b>	<b>68</b>	<b>0</b>	<b>0</b>	<b>0.0</b>	<b>0</b>	<b>0</b>

### SEASON HIGHS

Rushes	.....9 vs. Tulsa (10/20/18)
Rushing Yards	.....74 vs. North Texas (9/15/18)
Rushing TDs	.....1 vs. North Texas (9/15/18)
Long Rush	.....68 vs. North Texas (9/15/18)
100-Yard Games	.....None
Receptions	.....None
Receiving Yards	.....None
Receiving TDs	.....None
Long Reception	.....None

### CAREER HIGHS

Rushes	.....9 vs. Tulsa (10/20/18)
Rushing Yards	.....74 vs. North Texas (9/15/18)
Rushing TDs	.....1 vs. North Texas (9/15/18)
Long Rush	.....68 vs. North Texas (9/15/18)
100-Yard Games	.....None
Receptions	.....None
Receiving Yards	.....None
Receiving TDs	.....None
Long Reception	.....None

# GAME 1 ||| EASTERN ILLINOIS

**EASTERN ILLINOIS** (0-1) .....20  
**ARKANSAS** (1-0) .....55

September 1, 2018 | Fayetteville, Ark.  
 Donald W. Reynolds Razorback Stadium | Time: 3 p.m. | Attendance: 63,342  
 TV: SEC Network > Dave Neal (PBP), DJ Shockley (Analyst) & Dawn Davenport (Sideline)

## SCORING SUMMARY

	1st	2nd	3rd	4th	Final
Eastern Illinois	0	6	7	7	20
Arkansas	10	28	10	7	55

Qtr.	Team	Scoring Play
1st	AR	C. Limpert 35 yd field goal, 6-18 1:41
	AR	B. Guidry 1 yd fumble recovery (C. Limpert kick)
2nd	AR	D. Whaley 1 yd run (C. Limpert kick), 11-80 3:53
	AR	L. Pettway 14 yd pass from T. Storey (C. Limpert kick), 3-27 0:50
	EIU	A. Hollins 43 yd pass from H. Woodberry (N. Bruno kick blocked), 2-47 0:36
	AR	L. Pettway 48 yd pass from Ty Storey (C. Limpert kick), 4-79 1:02
	AR	J. Jones 57 yd pass from T. Storey (C. Limpert kick), 1-57 0:07
3rd	AR	T. Storey 2 yd run (C. Limpert kick), 2-5 0:37, EIU 6 - AR 45
	EIU	A. Hollins 15 yd pass from H. Woodberry (N. Bruno kick), 14-85 5:03
	AR	C. Limpert 23 yd field goal, 10-59 5:11
4th	EIU	A. Hollins 16 yd pass from J. Brantley (N. Bruno kick), 4-37 2:02
	AR	A. Cantrell 42 yd pass from C. Kelley (C. Limpert kick), 8-72 4:03

## TEAM STATS

	EASTERN ILLINOIS	ARKANSAS
FIRST DOWNS	21	18
RUSHES-YARDS (NET)	41-127	37-80
PASSING YDS (NET)	230	353
Passes Att-Comp-Int	40-27-0	29-21-0
TOTAL OFFENSE PLAYS-YARDS	81-357	66-433
Fumble Returns-Yards	0-0	2-61
Punt Returns-Yards	1-3	0-0
Kickoff Returns-Yards	5-99	4-102
Interception Returns-Yards	0-0	0-0
Punts (Number-Avg)	4-40.8	5-29.4
Fumbles-Lost	6-5	0-0
Penalties-Yards	6-30	4-40
Possession Time	30:50	29:10
Third-Down Conversions	6 of 18	7 of 15
Fourth-Down Conversions	3 of 4	0 of 0
Red-Zone Scores-Chances	2-3	5-5
Sacks By: Number-Yards	1-4	2-15

## EASTERN ILLINOIS

RUSHING	Att.	Gain	Lost	Net	TD	Long	Avg.
Jamal Scott	12	82	0	82	0	29	6.8
Isaiah Johnson	7	30	1	29	0	8	4.1
John Brantley	12	30	17	13	0	12	1.1
Robert Columbus	6	13	5	8	0	5	1.3
D. McCullough	2	6	0	6	0	5	3.0
TEAM	1	0	4	-4	0	0	-4.0
Harry Woodberry	1	0	7	-7	0	0	-7.0

PASSING	Comp.	Att.	Yds	TD	Int	Long	Sack
John Brantley	18	25	134	1	0	16	1
Harry Woodberry	9	15	96	2	0	43	1

RECEIVING	No.	Yds	TD	Long
A. Hollins	9	127	3	43
Aaron Gooch	6	43	0	12
Isaiah Johnson	3	13	0	12
Matt Reyna	2	12	0	9
James Sheehan	2	9	0	5
Teriq Phillips	2	7	0	4
Nick Atoyebi	1	11	0	11
Robert Columbus	1	5	0	5
Xander Richards	1	3	0	3

PUNTING	No.	Yds	Avg.	Long	I20	TB
Nick Bruno	4	163	40.8	46	2	0

FIELD GOALS	Made	Att.	Long	Kicks
Matt Servino	0	2	--	x47, x29

## ARKANSAS

RUSHING	Att.	Gain	Lost	Net	TD	Long	Avg.
Devwah Whaley	10	29	1	28	1	8	2.8
Maleek Williams	3	17	0	17	0	7	5.7
Ty Storey	3	15	0	15	1	10	5.0
TJ Hammonds	3	14	0	14	0	10	4.7
Rakeem Boyd	6	15	3	12	0	7	2.0
Cole Kelley	3	4	0	4	0	2	1.3
Chase Hayden	4	6	3	3	0	3	0.8
Daulton Hyatt	2	0	6	-6	0	0	-3.0
TEAM	3	0	7	-7	0	0	-2.3

PASSING	Comp.	Att.	Yds	TD	Int	Long	Sack
Ty Storey	12	17	261	3	0	57	0
Cole Kelley	9	12	92	1	0	42	0
Daulton Hyatt	0	0	0	0	0	0	1

RECEIVING	No.	Yds	TD	Long
Jordan Jones	5	132	1	57
LaMichael Pettway	5	93	2	48
Chase Harrell	4	60	0	36
Austin Cantrell	2	53	1	42
Rakeem Boyd	1	8	0	8
TJ Hammonds	1	3	0	3
Chase Hayden	1	2	0	2
Jeremy Patton	1	2	0	2
Deon Stewart	1	0	0	0

PUNTING	No.	Yds	Avg.	Long	I20	TB
Blake Johnson	4	122	30.5	44	2	0
Reid Bauer	1	25	25.0	25	0	0

FIELD GOALS	Made	Att.	Long	Kicks
Connor Limpert	2	2	35	35, 23



**QB Ty Storey** came off the bench to spark the offense in a 28-point second quarter against Eastern Illinois. Storey finished the day 12-for-17 for 261 yards and account for four touchdowns (3 passing, 1 running).

## GAME 2 ||| at COLORADO STATE

ARKANSAS (1-1)..... 27  
 COLORADO STATE (1-2) ..... 34

September 8, 2018 | Fort Collins, Colo.  
 Canvas Stadium | Time: 6:30 p.m. CT | Attendance: 31,894  
 TV: CBS Sports Network > Carter Blackburn (PBP), Aaron Taylor (Analyst) & John Schriffen (Sideline)

### SCORING SUMMARY

	1st	2nd	3rd	4th	Final
Arkansas	7	6	14	0	27
Colorado State	3	6	8	17	34

Qtr.	Team	Scoring Play
1st	CSU	Bryan, W. 55 yd field goal, 4-6 1:31
	AR	D. Whaley 3 yd run (C. Limpert kick), 14-73 6:06
2nd	AR	C. Limpert 28 yd field goal, 10-70 4:04
	AR	C. Limpert 31 yd field goal, 8-65 2:40
	CSU	Bryan, W. 46 yd field goal, 10-47 3:28
	CSU	Bryan, W. 44 yd field goal, 5-18 0:25
3rd	AR	L Pettway 25 yd pass from C. Kelley (C. Limpert kick), 9-91 3:51
	AR	TJ Hammonds 64 yd pass from C. Kelley (C. Limpert kick), 1-64 0:11
	CSU	Williams, P. 4 yd pass from Carta-Samuels (Butler, C. pass from Carta-Samuels), 7-70 2:41
4th	CSU	Williams, P. 10 yd pass from Carta-Samuels (Bryan, W. kick), 9-96 3:29
	CSU	Bryan, W. 22 yd field goal, 11-60 4:03
	CSU	Matthews, I. 1 yd run (BRYAN, W. kick), 6-59 2:30

### TEAM STATS

	ARKANSAS	COLORADO ST.
FIRST DOWNS	24	21
RUSHES-YARDS (NET)	53-299	23-40
PASSING YDS (NET)	138	389
Passes Att-Comp-Int	22-11-2	50-32-1
TOTAL OFFENSE PLAYS-YARDS	75-437	73-429
Fumble Returns-Yards	0-0	0-0
Punt Returns-Yards	1-45	4-0
Kickoff Returns-Yards	2-23	4-69
Interception Returns-Yards	1-0	2-4
Punts (Number-Avg)	5-38.2	5-56.8
Fumbles-Lost	0-0	3-1
Penalties-Yards	6-60	6-54
Possession Time	32:27	27:33
Third-Down Conversions	5 of 15	6 of 15
Fourth-Down Conversions	0 of 0	0 of 0
Red-Zone Scores-Chances	3-3	4-4
Sacks By: Number-Yards	1-4	1-12

### ARKANSAS

RUSHING	Att.	Gain	Lost	Net	TD	Long	Avg.
Devwah Whaley	26	165	0	165	1	18	6.3
Rakeem Boyd	7	67	0	67	0	36	9.6
Chase Hayden	11	55	0	55	0	18	5.0
Ty Storey	2	17	6	11	0	17	5.5
TJ Hammonds	3	8	0	8	0	6	2.7
Team	1	0	1	-1	0	0	-1.0
Cole Kelley	3	6	12	-6	0	3	-2.0

PASSING	Comp.	Att.	Yds	TD	Int	Long	Sack
Ty Storey	5	13	36	0	2	19	0
Cole Kelley	6	9	102	2	0	64	1

RECEIVING	No.	Yds	TD	Long
LaMichael Pettway	2	31	1	25
Jeremy Patton	2	26	0	19
De'Vion Warren	2	-3	0	0
TJ Hammonds	1	64	1	64
Deon Stewart	1	10	0	10
Austin Cantrell	1	10	0	10
Jordan Jones	1	2	0	2
Jonathan Nance	1	-2	0	0

PUNTING	No.	Yds	Avg.	Long	I20	TB
Reid Bauer	5	191	38.2	42	2	0

FIELD GOALS	Made	Att.	Long	Kicks
Connor Limpert	2	2	31	28, 31, x48

### COLORADO STATE

RUSHING	Att.	Gain	Lost	Net	TD	Long	Avg.
Matthews, I.	9	41	14	27	1	14	3.0
Kinsey Jr., M.	5	10	0	10	0	4	2.0
Carta-Samuels	5	10	7	3	0	8	0.6
Boddie, R.	3	3	0	3	0	2	1.0
McElroy, M.	1	0	3	-3	0	0	-3.0

PASSING	Comp.	Att.	Yds	TD	Int	Long	Sack
Carta-Samuels	32	47	389	2	1	54	1
Hill, C.	0	3	0	0	0	0	0

RECEIVING	No.	Yds	TD	Long
Williams, P.	12	154	2	31
Johnson, O.	5	47	0	18
Butler, C.	4	107	0	54
Kinsey Jr., M.	4	34	0	20
Fulton, B.	2	30	0	20
Wise, D.	2	0	0	2
Hammer, G.	1	9	0	9
Matthews, I.	1	4	0	4
Prentice, A.	1	4	0	4

PUNTING	No.	Yds	Avg.	Long	I20	TB
Stonehouse, R.	5	284	56.8	70	1	1

FIELD GOALS	Made	Att.	Long	Kicks
Bryan, W.	4	4	55	55, 46, 44, 22



**RB Devwah Whaley** ran for a career-best 165 yards on 26 carries at Colorado State, leading the Razorbacks' ground game that racked up 299 yards.



# GAME 3 ||| NORTH TEXAS

**NORTH TEXAS** (3-0).....44  
**ARKANSAS** (1-2).....17

September 15, 2018 | Fayetteville, Ark.  
 Donald W. Reynolds Razorback Stadium | Time: 3 p.m. | Attendance: 62,355  
 TV: SEC Network > Dave LaMont (PBP), Ray Bentley (Analyst) & Tera Talmadge (Sideline)

## SCORING SUMMARY

	1st	2nd	3rd	4th	Final
North Texas	17	17	3	7	44
Arkansas	0	10	0	7	17

Qtr.	Team	Scoring Play
1st	UNT	M. Fine 2 yd run (C. Hedlund kick), 7-44 1:43
	UNT	K. Brewer 90 yd punt return (C. Hedlund kick)
	UNT	C. Hedlund 24 yd field goal, 4-1 0:55
2nd	AR	C. Kelley 5 yd run (C. Limpert kick), 7-61 1:36
	AR	C. Limpert 54 yd field goal, 10-49 2:55, UNT 17 - AR 10
	UNT	L. Easley 3 yd run (C. Hedlund kick), 2-34 0:30, UNT 24 - AR 10
	UNT	R. Bussey 7 yd pass from M. Fine (C. Hedlund kick), 8-80 2:46
	UNT	C. Hedlund 26 yd field goal, 7-40 1:26
3rd	UNT	C. Hedlund 20 yd field goal, 14-79 5:34
4th	UNT	K. Hall 24 yd interception return (C. Hedlund kick)
	AR	M. Williams 68 yd run (C. Limpert kick), 1-68 0:12

## TEAM STATS

	NORTH TEXAS	ARKANSAS
FIRST DOWNS	18	21
RUSHES-YARDS (NET)	29-102	32-126
PASSING YDS (NET)	281	210
Passes Att-Comp-Int	46-24-0	45-20-6
TOTAL OFFENSE PLAYS-YARDS	75-383	77-336
Fumble Returns-Yards	0-0	0-0
Punt Returns-Yards	1-90	1-1
Kickoff Returns-Yards	1-17	5-94
Interception Returns-Yards	6-65	0-0
Punts (Number-Avg)	9-42.4	9-34.2
Fumbles-Lost	2-1	0-0
Penalties-Yards	9-102	10-70
Possession Time	30:04	29:56
Third-Down Conversions	4 of 17	4 of 16
Fourth-Down Conversions	0 of 1	0 of 0
Red-Zone Scores-Chances	6-7	1-2
Sacks By: Number-Yards	5-27	2-17

## NORTH TEXAS

RUSHING	Att.	Gain	Lost	Net	TD	Long	Avg.
Loren Easley	13	77	2	75	1	24	5.8
Deandre Torrey	4	13	0	13	0	5	3.2
Quinn Shanbour	5	21	10	11	0	12	2.2
Mason Fine	5	16	9	7	1	6	1.4
Team	1	0	2	-2	0	0	-2.0
Anthony Wyche	1	0	2	-2	0	0	-2.0

PASSING	Comp.	Att.	Yds	TD	Int	Long	Sack
Mason Fine	24	45	281	1	0	37	1
Quinn Shanbour	0	1	0	0	0	0	1

RECEIVING	No.	Yds	TD	Long
Jaelon Darden	5	87	0	37
Kelvin Smith	5	60	0	37
Rico Bussey	5	27	1	10
Deandre Torrey	3	24	0	27
M. Lawrence	3	24	0	12
Jalen Guyton	2	42	0	31
Loren Easley	1	17	0	17

PUNTING	No.	Yds	Avg.	Long	I20	TB
A. Kenworthy	9	382	42.4	48	5	2

FIELD GOALS	Made	Att.	Long	Kicks
Cole Hedlund	3	3	26	24, 26, 20

## ARKANSAS

RUSHING	Att.	Gain	Lost	Net	TD	Long	Avg.
Maleek Williams	5	74	0	74	1	68	14.8
Chase Hayden	5	21	0	21	0	14	5.8
JS Jones	1	15	0	15	0	15	15.0
Cole Kelley	4	14	0	14	1	5	3.5
Devwah Whaley	9	16	4	12	0	7	1.3
TJ Hammonds	1	0	0	0	0	0	0.0
Connor Noland	7	17	27	-10	0	13	-1.43

PASSING	Comp.	Att.	Yds	TD	Int	Long	Sack
Cole Kelley	16	35	185	0	4	25	0
Connor Noland	4	7	25	0	1	11	5
JS Jones	0	3	0	0	1	0	0

RECEIVING	No.	Yds	TD	Long
Mike Woods	4	61	0	25
LaMichael Pettway	4	49	0	16
Jared Cornelius	2	27	0	14
TJ Hammonds	2	17	0	11
Deon Stewart	2	12	0	8
Jordan Jones	1	13	0	13
Grayson Gunter	1	11	0	11
Jeremy Patton	1	11	0	11
Devwah Whaley	1	6	0	6
Chase Hayden	1	3	0	3
Rakeem Boyd	1	0	0	0

PUNTING	No.	Yds	Avg.	Long	I20	TB
M. Phillips	1	34	34.0	34	0	0
Blake Johnson	3	91	30.3	33	0	0
Reid Bauer	5	183	36.6	41	1	0

FIELD GOALS	Made	Att.	Long	Kicks
Connor Limpert	1	2	54	54, x38



**LB De'Jon Harris** led the Razorbacks with 12 tackles to register his second 10+ tackle effort in the team's first three games. Harris made seven solo stops and broke up two passes against North Texas.



# GAME 4 ||| at AUBURN

**ARKANSAS** (1-3, 0-1) .....3  
**AUBURN** (3-1, 1-1) .....34

September 22, 2018 | Auburn, Ala.  
 Jordan-Hare Stadium | Time: 6:30 p.m. | Attendance: 84,188  
 TV: SEC Network > Tom Hart (PBP), Jordan Rodgers (Analyst) & Cole Cubelic (Sideline)

## SCORING SUMMARY

	1st	2nd	3rd	4th	Final
Arkansas	0	0	3	0	3
Auburn	10	7	7	10	34

Qtr.	Team	Scoring Play
1st	AU	J. Whitlow 5 yd run (A. Carlson kick), 7-27 2:21
	AU	A. Carlson 18 yd field goal, 4-1 1:25
2nd	AU	J. Stidham 4 yd run (A. Carlson kick), 4-9 2:19
3rd	AR	C. Limpert 29 yd field goal, 10-68 3:50
	AU	N. Igbinoghene 96 yd kickoff return (A. Carlson kick)
4th	AU	J. Whitlow 15 yd run (A. Carlson kick), 8-72 3:51
	AU	A. Carlson 43 yd field goal, 4-(-10) 2:36

## TEAM STATS

	ARKANSAS	AUBURN
FIRST DOWNS	13	13
RUSHES-YARDS (NET)	38-149	36-91
PASSING YDS (NET)	141	134
Passes Att-Comp-Int	32-13-1	22-15-0
TOTAL OFFENSE PLAYS-YARDS	70-290	58-225
Fumble Returns-Yards	0-0	1-40
Punt Returns-Yards	1-13	3-95
Kickoff Returns-Yards	1-20	1-96
Interception Returns-Yards	0-0	1-57
Punts (Number-Avg)	9-33.8	5-47.2
Fumbles-Lost	2-1	0-0
Penalties-Yards	8-57	7-40
Possession Time	32:29	27:31
Third-Down Conversions	3 of 17	4 of 13
Fourth-Down Conversions	1 of 2	0 of 1
Red-Zone Scores-Chances	1-2	5-6
Sacks By: Number-Yards	4-21	2-19

## ARKANSAS

RUSHING	Att.	Gain	Lost	Net	TD	Long	Avg.
Rakeem Boyd	8	69	3	66	0	45	8.2
Ty Storey	12	63	19	44	0	17	3.7
Devwah Whaley	8	30	4	26	0	16	3.2
Chase Hayden	6	16	5	11	0	8	1.8
Cole Kelley	2	2	0	2	0	2	1.0
Maleek Williams	2	2	2	0	0	2	0.0

PASSING	Comp.	Att.	Yds	TD	Int	Long	Sack
Ty Storey	13	31	141	0	33	1	2
Team	0	1	0	0	0	0	0

RECEIVING	No.	Yds	TD	Long
Rakeem Boyd	2	39	0	33
Jordan Jones	2	15	0	15
Jared Cornelius	2	15	0	11
Devwah Whaley	2	9	0	7
Deon Stewart	1	32	0	32
Mike Woods	1	13	0	13
Chase Hayden	1	6	0	6
Jeremy Patton	1	6	0	6
Austin Cantrell	1	6	0	6

PUNTING	No.	Yds	Avg.	Long	I20	TB
Reid Bauer	8	296	37.0	42	0	0
Team	1	8	8.0	8	0	0

FIELD GOALS	Made	Att.	Long	Kicks
Connor Limpert	1	2	29	40x, 29

## AUBURN

RUSHING	Att.	Gain	Lost	Net	TD	Long	Avg.
J. Whitlow	13	54	5	49	2	15	3.8
Kam Martin	8	39	0	39	0	12	4.9
A. Schwartz	2	9	0	9	0	5	4.5
Shaun Shivers	2	1	0	1	0	1	0.5
TEAM	1	0	2	-2	0	0	-2.0
Jarrett Stidham	10	16	21	-5	1	4	-0.5

PASSING	Comp.	Att.	Yds	TD	Int	Long	Sack
Jarrett Stidham	15	22	134	0	0	42	4

RECEIVING	No.	Yds	TD	Long
Ryan Davis	6	40	0	13
A. Schwartz	3	59	0	42
Darius Slayton	2	23	0	15
Kam Martin	2	0	0	3
Seth Williams	1	10	0	10
Sal Cannella	1	2	0	2

PUNTING	No.	Yds	Avg.	Long	I20	TB
Arryn Siposs	5	236	47.2	60	2	0

FIELD GOALS	Made	Att.	Long	Kicks
Anders Carlson	2	4	43	54x, 18, 50x, 43



**RB Rakeem Boyd** paced the Razorbacks on the ground and through the air, leading the team in rushing (8 att, 66 yds) and receiving (2 rec, 39 yds) in the loss at Auburn.

## GAME 5 ||| vs. TEXAS A&M

**ARKANSAS** (1-4, 0-2) ..... 17  
**TEXAS A&M** (3-2, 1-1) ..... 24

September 29, 2018 | Arlington, Texas  
 AT&T Stadium | Time: 11 a.m. | Attendance: 55,383  
 TV: ESPN > Bob Wischusen (PBP), Brock Huard (Analyst) & Allison Williams (Sideline)

### SCORING SUMMARY

	1st	2nd	3rd	4th	Final
Arkansas	0	7	3	7	17
Texas A&M	14	3	0	7	24

Qtr.	Team	Scoring Play
1st	TAMU	J. Corbin 100 yd kickoff return (S. Small kick)
	TAMU	T. Williams 1 yd run (S. Small kick), 9-79 4:50
2nd	TAMU	Seth Small 30 yd field goal, 7-48 2:36
	AR	C. Kelley 1 yd run (C. Limpert kick), 7-75 3:01
3rd	AR	C. Limpert 47 yd field goal, 9-46 3:44
4th	TAMU	T. Williams 4 yd run (S. Small kick), 7-61 3:31
	AR	M. Woods 29 yd pass from T. Storey (C. Limpert kick), 6-75 1:47

### TEAM STATS

	ARKANSAS	TEXAS A&M
FIRST DOWNS	11	24
RUSHES-YARDS (NET)	26-55	46-176
PASSING YDS (NET)	193	201
Passes Att-Comp-Int	27-14-1	26-17-2
TOTAL OFFENSE PLAYS-YARDS	53-248	72-377
Fumble Returns-Yards	0-0	0-0
Punt Returns-Yards	0-0	3--2
Kickoff Returns-Yards	1-11	2-110
Interception Returns-Yards	2-5	1-0
Punts (Number-Avg)	8-43.2	4-48.8
Fumbles-Lost	1-0	0-0
Penalties-Yards	6-61	7-44
Possession Time	23:04	36:56
Third-Down Conversions	3 of 12	2 of 10
Fourth-Down Conversions	0 of 0	1 of 1
Red-Zone Scores-Chances	1-1	3-5
Sacks By: Number-Yards	3-18	5-25



**LB De'Jon Harris** made a career-high 16 tackles against the Aggies, including 12 solo stops, two TFLs and one sack. Harris was one of three Hogs to record at least 10 tackles in the game.

### ARKANSAS

RUSHING	Att.	Gain	Lost	Net	TD	Long	Avg.
Rakeem Boyd	10	49	2	47	0	25	4.7
TJ Hammonds	3	9	3	6	0	5	2.0
Ty Storey	10	26	25	1	0	11	0.1
Chase Hayden	1	1	0	1	0	1	1.0
Cole Kelley	1	1	0	1	1	1	1.0
Team	1	0	1	-1	0	0	-1.0

PASSING	Comp.	Att.	Yds	TD	Int	Long	Sack
Ty Storey	14	26	193	1	1	36	5
Cole Kelley	0	1	0	0	0	0	0

RECEIVING	No.	Yds	TD	Long
Rakeem Boyd	4	33	0	11
Cheyenne O'Grady	3	77	0	36
Mike Woods	2	50	1	29
Jordan Jones	2	6	0	8
Jared Cornelius	1	11	0	11
LaMichael Pettway	1	10	0	10
Deon Stewart	1	6	0	6

PUNTING	No.	Yds	Avg.	Long	I20	TB
Reid Bauer	8	346	43.2	50	1	0

FIELD GOALS	Made	Att.	Long	Kicks
Connor Limpert	1	1	47	47

### TEXAS A&M

RUSHING	Att.	Gain	Lost	Net	TD	Long	Avg.
T. Williams	29	153	1	152	2	16	5.2
Kellen Mond	11	32	18	14	0	12	1.3
Jashaun Corbin	4	12	0	12	0	6	3.0
Team	2	0	2	-2	0	0	-1.0

PASSING	Comp.	Att.	Yds	TD	Int	Long	Sack
Kellen Mond	17	26	201	0	2	26	3

RECEIVING	No.	Yds	TD	Long
Camron Buckley	5	72	0	23
J. Sternberger	4	51	0	26
Hezekiah Jones	4	33	0	10
Roshauud Paul	1	19	0	19
T. Williams	1	13	0	13
Quartney Davis	1	8	0	8
Jhamon Ausbon	1	5	0	5

PUNTING	No.	Yds	Avg.	Long	I20	TB
Braden Mann	4	195	48.8	65	2	1

FIELD GOALS	Made	Att.	Long	Kicks
Seth Small	1	3	30	30, x36, x33

# GAME 6 ||| ALABAMA

**ALABAMA** (6-0, 3-0).....65  
**ARKANSAS** (1-5, 0-3) ..... 31

October 6, 2018 | Fayetteville, Ark.  
 Donald W. Reynolds Razorback Stadium | Time: 11 a.m. | Attendance: 64,974  
 TV: ESPN > Dave Pasch (PBP), Greg McElroy (Analyst) & Tom Luginbill (Sideline)

## SCORING SUMMARY

	1st	2nd	3rd	4th	Final
Alabama	21	20	7	17	65
Arkansas	7	7	3	14	31

Qtr.	Team	Scoring Play
1st	UA	I. Smith Jr. 76 yd pass from T. Tagovailoa (J. Bulovas kick), 1-76 0:21
	UA	H. Ruggs III 12 yd pass from T. Tagovailoa (J. Bulovas kick), 2-55 0:50
	UA	J. Jacobs 1 yd run (J. Bulovas kick), 8-76 2:51
	AR	C. O'Grady 8 yd pass from T. Storey (C. Limpert kick), 11-75 5:14
2nd	UA	J. Jeudy 42 yd pass from T. Tagovailoa (J. Bulovas kick), 5-99 1:55
	AR	C. O'Grady 3 yd pass from C. Kelley (C. Limpert kick), 7-75 4:03
	UA	D. Harris 2 yd run (J. Bulovas kick failed), 8-74 3:20
	UA	J. Jeudy 60 yd pass from T. Tagovailoa (J. Bulovas kick), 1-60 0:12
3rd	UA	D. Harris 1 yd run (J. Bulovas kick), 7-44 3:14
	AR	C. Limpert 41 yd field goal, 11-52 5:21
4th	UA	J. Bulovas 27 yd field goal, 10-58 4:49
	UA	S. Carter 44 yd interception return (J. Bulovas kick)
	AR	D. Warren 17 yd pass from T. Storey (C. Limpert kick), 7-75 3:17
	UA	B. Robinson Jr. 5 yd run (J. Bulovas kick), 11-72 6:59
	AR	C. Kelley 1 yd run (C. Limpert kick), 5-22 1:46

## TEAM STATS

	ALABAMA	ARKANSAS
FIRST DOWNS	24	22
RUSHES-YARDS (NET)	41-246	31-172
PASSING YDS (NET)	393	233
Passes Att-Comp-Int	18-14-0	40-26-1
TOTAL OFFENSE PLAYS-YARDS	59-639	71-405
Fumble Returns-Yards	0-0	0-0
Punt Returns-Yards	0-0	0-0
Kickoff Returns-Yards	6-67	1-78
Interception Returns-Yards	1-44	0-0
Punts (Number-Avg)	0-0.0	3-37.7
Fumbles-Lost	1-0	3-2
Penalties-Yards	5-31	2-20
Possession Time	27:04	32:56
Third-Down Conversions	3 of 6	6 of 12
Fourth-Down Conversions	1 of 2	0 of 1
Red-Zone Scores-Chances	5-5	5-6
Sacks By: Number-Yards	1-4	0-0

## ALABAMA

RUSHING	Att.	Gain	Lost	Net	TD	Long	Avg.
Damien Harris	15	111	0	111	2	19	7.4
Najee Harris	7	63	0	63	0	23	9.0
Jalen Hurts	4	35	0	35	0	27	8.8
B. Robinson Jr.	6	24	1	23	1	7	3.8
Josh Jacobs	5	12	2	10	1	9	2.0
Tua Tagovailoa	3	7	0	7	0	3	2.3
TEAM	1	0	3	-3	0	0	-3.0

PASSING	Comp.	Att.	Yds	TD	Int	Long	Sack
Tua Tagovailoa	10	13	334	4	0	76	0
Jalen Hurts	4	5	59	0	0	26	0

RECEIVING	No.	Yds	TD	Long
Jerry Jeudy	4	135	2	60
Jaylen Waddle	4	49	0	17
Irv Smith Jr.	2	123	1	76
DeVonta Smith	2	40	0	26
Henry Ruggs III	1	33	1	21
Damien Harris	1	13	0	13

PUNTING	No.	Yds	Avg.	Long	I20	TB
---------	-----	-----	------	------	-----	----

FIELD GOALS	Made	Att.	Long	Kicks
Joseph Bulovas	1	1	27	27

## ARKANSAS

RUSHING	Att.	Gain	Lost	Net	TD	Long	Avg.
Rakeem Boyd	15	106	4	102	0	32	6.8
Ty Storey	9	42	6	36	0	11	4.0
Chase Hayden	2	18	0	18	0	17	9.0
Jordan Jones	1	9	0	9	0	9	9.0
Cole Kelley	3	6	0	6	1	3	2.0
Maleek Williams	1	1	0	1	0	1	1.0

PASSING	Comp.	Att.	Yds	TD	Int	Long	Sack
Ty Storey	25	39	230	2	1	37	1
Cole Kelley	1	1	3	1	0	3	0

RECEIVING	No.	Yds	TD	Long
Cheyenne O'Grady	7	48	2	16
Rakeem Boyd	5	24	0	21
LaMichael Pettway	3	17	0	9
Deon Stewart	2	53	0	37
Chase Hayden	2	26	0	20
Austin Cantrell	2	21	0	13
Mike Woods	2	6	0	4
De'Vion Warren	1	17	1	17
Tyson Morris	1	11	0	11
Grayson Gunter	1	10	0	10

PUNTING	No.	Yds	Avg.	Long	I20	TB
M. Phillips	1	47	47.0	47	0	0
Reid Bauer	2	66	33.0	35	0	0

FIELD GOALS	Made	Att.	Long	Kicks
Connor Limpert	1	1	41	41



**RB Rakeem Boyd** became the first Arkansas running back to rush for over 100 yards against Alabama since Darren McFadden in 2007.



## GAME 7 ||| vs. OLE MISS

**OLE MISS** (5-2, 1-2) ..... 37  
**ARKANSAS** (1-6, 0-4) ..... 33

October 13, 2018 | Little Rock, Ark.  
 War Memorial Stadium | Time: 6:39 p.m. | Attendance: 51,438  
 TV: SECN > Tom Hart (PBP), Jordan Rodgers (Analyst) & Cole Cubelic (Sideline)

### SCORING SUMMARY

	1st	2nd	3rd	4th	Final
Ole Miss	3	14	7	13	37
Arkansas	17	10	6	0	33

Qtr.	Team	Scoring Play
1st	OM	Luke Logan 36 yd field goal, 6-56 2:11
	AR	Connor Limpert 43 yd field goal, 11-50 5:08
	AR	C. O'Grady 39 yd pass from T. Storey (C. Limpert kick), 7-78 3:01
	AR	R. Boyd 69 yd run (C. Limpert kick), 3-80 1:04
2nd	OM	J. Ta'amu 18 yd run (L. Logan kick), 9-75 3:08
	AR	L. Pettway 39 yd pass from C. Kelley (C. Limpert kick), 5-75 1:33
	AR	Connor Limpert 38 yd field goal, 9-52 4:27
	OM	D. Lodge 6 yd pass from J. Ta'amu (L. Logan kick), 10-77 2:03
3rd	AR	Connor Limpert 38 yd field goal, 10-55 5:32
	OM	O. Cooley 66 yd pass from J. Ta'amu (L. Logan kick), 5-79 1:59
	AR	Connor Limpert 36 yd field goal, 11-57 4:56
4th	OM	I. Woullard 2 yd run (L. Logan kick), 10-84 2:54
	OM	S. Phillips 5 yd run (J. Ta'amu pass failed), 7-97 1:20

### TEAM STATS

	OLE MISS	ARKANSAS
FIRST DOWNS	32	27
RUSHES-YARDS (NET)	38-224	48-300
PASSING YDS (NET)	387	177
Passes Att-Comp-Int	26-35-1	15-22-1
TOTAL OFFENSE PLAYS-YARDS	73-611	70-476
Fumble Returns-Yards	0-0	0-0
Punt Returns-Yards	0-0	3--2
Kickoff Returns-Yards	3-62	3-35
Interception Returns-Yards	1-0	1-0
Punts (Number-Avg)	1-35.0	2-47.5
Fumbles-Lost	1-0	0-0
Penalties-Yards	4-50	5-65
Possession Time	24:42	35:18
Third-Down Conversions	6 of 10	2 of 9
Fourth-Down Conversions	0 of 0	1 of 1
Red-Zone Scores-Chances	5-6	3-3
Sacks By: Number-Yards	1-4	2-8

### OLE MISS

RUSHING	Att.	Gain	Lost	Net	TD	Long	Avg.
Jordan Ta'amu	17	154	13	141	1	27	8.3
Scottie Phillips	18	90	4	86	1	16	4.8
Isaiah Woullard	2	2	3	-1	1	2	-0.5
Team	1	0	2	-2	0	0	-2.0

PASSING	Comp.	Att.	Yds	TD	Int	Long	Sack
Jordan Ta'amu	26	35	387	2	1	66	2

RECEIVING	No.	Yds	TD	Long
DaMarkus Lodge	10	80	1	12
A.J. Brown	6	64	0	20
Braylon Sanders	3	35	0	18
Octavious Cooley	2	85	1	66
Dawson Knox	2	65	0	48
D.K. Metcalf	1	49	0	49
Isaiah Woullard	1	11	0	11
Scottie Phillips	1	-2	0	0

PUNTING	No.	Yds	Avg.	Long	I20	TB
Mac Brown	1	35	35.0	35	0	0

FIELD GOALS	Made	Att.	Long	Kicks
Luke Logan	1	3	36	36, 45x, 28x

### ARKANSAS

RUSHING	Att.	Gain	Lost	Net	TD	Long	Avg.
Rakeem Boyd	7	109	0	109	1	69	15.6
Ty Storey	9	73	3	70	0	23	7.8
Devwah Whaley	12	73	6	67	0	16	5.6
Chase Hayden	12	38	8	30	0	17	2.5
Cole Kelley	7	29	4	25	0	11	3.6
Team	1	0	1	-1	0	0	-1.0

PASSING	Comp.	Att.	Yds	TD	Int	Long	Sack
Ty Storey	12	16	122	1	0	39	0
Cole Kelley	2	5	60	1	1	39	1
Jared Cornelius	1	1	-5	0	0	0	0

RECEIVING	No.	Yds	TD	Long
LaMichael Pettway	3	77	1	39
Cheyenne O'Grady	3	41	1	39
Rakeem Boyd	2	36	0	38
Mike Woods	2	14	0	9
Devwah Whaley	2	9	0	5
Deon Stewart	2	5	0	5
Ty Storey	1	-5	0	0

PUNTING	No.	Yds	Avg.	Long	I20	TB
Reid Bauer	2	95	47.5	64	2	0

FIELD GOALS	Made	Att.	Long	Kicks
Connor Limpert	4	4	43	43, 38, 38, 36



**RB Rakeem Boyd** posted his second-straight 100-yard rushing performance with 109 yards against Ole Miss. He had broken the 100-yard threshold with 0:31 remaining in the first quarter in Little Rock.

# GAME 8 ||| TULSA

**TULSA** (1-6, 0-3) ..... 0  
**ARKANSAS** (2-6, 0-4) ..... 23

October 20, 2018 | Fayetteville, Ark.  
 Donald W. Reynolds Razorback Stadium | Time: 11 a.m. | Attendance: 56,691  
 TV: ESPN > Taylor Zazour (PBP), Matt Stinchcomb (Analyst) & Kris Budden (Sideline)

## SCORING SUMMARY

	1st	2nd	3rd	4th	Final
<b>Tulsa</b>	0	0	0	0	0
<b>Arkansas</b>	0	10	10	3	23

Qtr.	Team	Scoring Play
2nd	AR	C. Limpert 33 yd field goal, 9-60 4:20
	AR	G. Gunter 7 yd pass from C. Noland (C. Limpert kick), 8-49 3:29
3rd	AR	C. Limpert 35 yd field goal, 7-10 2:56
	AR	M. Williams 4 yd run (C. Limpert kick), 3-40 1:23
4th	AR	C. Limpert 24 yd field goal, 16-74 8:19

## TEAM STATS

	TULSA	ARKANSAS
FIRST DOWNS	15	20
RUSHES-YARDS (NET)	40-133	53-196
PASSING YDS (NET)	127	131
Passes Att-Comp-Int	8-25-1	11-19-1
TOTAL OFFENSE PLAYS-YARDS	65-260	72-327
Fumble Returns-Yards	0-0	0-0
Punt Returns-Yards	0-0	2-29
Kickoff Returns-Yards	3-21	0-0
Interception Returns-Yards	1-18	1-0
Punts (Number-Avg)	6-40.8	4-34.8
Fumbles-Lost	2-1	3-1
Penalties-Yards	4-43	3-40
Possession Time	24:34	35:26
Third-Down Conversions	4 of 15	6 of 15
Fourth-Down Conversions	0 of 2	0 of 0
Red-Zone Scores-Chances	0-2	5-5
Sacks By: Number-Yards	0-0	6-35

## TULSA

RUSHING	Att.	Gain	Lost	Net	TD	Long	Avg.
Shamari Brooks	20	92	1	91	0	13	4.6
Corey Taylor II	7	54	0	54	0	19	7.7
Seth Boomer	12	29	35	-6	0	12	-0.5
TEAM	1	0	6	-6	0	0	-6.0

PASSING	Comp.	Att.	Yds	TD	Int	Long	Sack
Seth Boomer	8	25	127	0	1	65	6

RECEIVING	No.	Yds	TD	Long
Keylon Stokes	3	74	0	65
Justin Hobbs	2	12	0	10
Corey Taylor II	1	32	0	32
Jarion Anderson	1	5	0	5
Keenen Johnson	1	4	0	4

PUNTING	No.	Yds	Avg.	Long	I20	TB
Thomas Bennett	6	245	40.8	47	1	1

FIELD GOALS	Made	Att.	Long	Kicks
Nate Walker	0	2	N/A	28x, 42x

## ARKANSAS

RUSHING	Att.	Gain	Lost	Net	TD	Long	Avg.
Rakeem Boyd	22	109	10	99	0	17	4.5
Chase Hayden	9	43	0	43	0	10	4.8
Cole Kelley	5	31	4	27	0	20	5.4
Maleek Williams	9	23	0	23	1	5	2.6
Connor Noland	5	20	0	20	0	10	4.0
TEAM	3	0	16	-16	0	0	-5.3

PASSING	Comp.	Att.	Yds	TD	Int	Long	Sack
Connor Noland	10	16	124	1	1	30	0
Cole Kelley	1	3	7	0	0	7	0

RECEIVING	No.	Yds	TD	Long
Rakeem Boyd	3	14	0	6
Cheyenne O'Grady	2	35	0	20
Jordan Jones	2	15	0	10
L. Pettway	1	30	0	30
Austin Cantrell	1	23	0	23
Grayson Gunter	1	7	1	7
Chase Hayden	1	7	0	7

PUNTING	No.	Yds	Avg.	Long	I20	TB
Reid Bauer	4	139	34.8	41	4	0

FIELD GOALS	Made	Att.	Long	Kicks
Connor Limpert	3	3	35	33, 35, 24



**QB Connor Noland** became the first Arkansas true freshman since 2012 to start at QB for the Razorbacks, going 10-for-16 for 124 yards and a touch-down pass in his first career start.



## WEEKLY MEDIA SCHEDULE: VANDERBILT WEEK

22 MON	23 TUES	24 WED	25 THURS	26 FRI	27 SAT	28 SUN
<b>Press Conference</b> Noon - Coach Morris 12:20 - Coach Chavis 12:30 - Coach Craddock	<b>Post Practice Media</b> <b>6:20 p.m.</b> Student-athletes	<b>SEC Teleconference</b> 10 a.m. - 12:10 p.m. 11 a.m. - Coach Morris  <b>Pre Practice Media</b> <b>4:30 p.m.</b> Coach Morris  <b>On the Air with</b> <b>Chad Morris - 7 p.m.</b>	No media availability	No media availability	<b>Game 8</b> Vanderbilt Kickoff - 11 a.m. TV - SECN  <b>Post Game</b> Coach Morris & student-athletes	No media availability

### ARKANSAS COMMUNICATIONS



#### KYLE PARKINSON

**Associate AD/Communications**

Cell ..... 479.387.4753

Email..... kparkin@uark.edu

Twitter ..... @TheOtherKP



#### MICHAEL MINSHEW

**Assistant Director/Communications**

Cell ..... 817.707.0011

Email..... mminshew@uark.edu

Twitter ..... @mminshew

**Office:** 479-575-2751

**Fax:** 479-575-7481

**Fayetteville Press Box:** (479) 575-6622

**Little Rock Press Box:** (501) 663-0514

### GAME CREDENTIAL REQUESTS

All requests for media and/or photo credentials must be made online at [www.SportsSystems.com/Arkansas](http://www.SportsSystems.com/Arkansas). Requests should be made at least two weeks in advance.

Credentials will not be mailed. They may be picked up beginning three hours prior to kickoff at the media will call station at the base of the elevator at both Donald W. Reynolds Razorback Stadium in Fayetteville and War Memorial Stadium in Little Rock. Photo identification is required when picking up credentials.

### ARKANSAS FTP SITE

An FTP site is available for members of the media. For more information concerning the FTP site, contact Michelle Glover ([miglover@uark.edu](mailto:miglover@uark.edu)).

### CollegePressBox.com

[CollegePressBox.com](http://CollegePressBox.com) is the official media website for SEC football. Access and download weekly game notes, quotes, statistics, media guides, headshots, logos, flip cards and more for each of the SEC's members. Login information will be distributed to accredited media or you can apply for a password by sending an email to [password@collegepressbox.com](mailto:password@collegepressbox.com).

### SEC WEEKLY TELECONFERENCE

Head coach Chad Morris will participate each week in the SEC teleconference of football coaches. The teleconferences will be conducted each Wednesday from Aug. 29 to Nov. 21 from 10 a.m. CT to 12:10 p.m. CT. For more information and the teleconference number, contact the SEC Media Relations Office at (205) 458-3000.

10:00 a.m. ....	Ed Orgeron, LSU
10:10 a.m. ....	Kirby Smart, Georgia
10:20 a.m. ....	Dan Mullen, Florida
10:30 a.m. ....	Derek Mason, Vanderbilt
10:40 a.m. ....	Nick Saban, Alabama
10:50 a.m. ....	Jeremy Pruitt, Tennessee
<b>11:00 a.m. ....</b>	<b>Chad Morris, Arkansas</b>
11:10 a.m. ....	Barry Odom, Missouri
11:20 a.m. ....	Matt Luke, Ole Miss
11:30 a.m. ....	Jimbo Fisher, Texas A&M
11:40 a.m. ....	Mark Stoops, Kentucky
11:50 a.m. ....	Joe Moorehead, Mississippi State
12:00 p.m. ....	Will Muschamp, South Carolina
12:10 p.m. ....	Gus Malzahn, Auburn

### ON THE AIR WITH CHAD MORRIS

"On the Air with Chad Morris," Coach Morris' weekly radio show presented by Lindsey and Westrock Coffee Company airs on Wednesday nights starting at 7 p.m. For the 10th straight year, the one-hour radio show will be broadcast live from the Catfish Hole. The show will be carried throughout the state of Arkansas on the Razorback Sports Network and locally in Fayetteville on 105.3 FM, 99.5, 92.1 FM and 1290 AM.

### RAZORBACK FOOTBALL WITH CHAD MORRIS

"Razorback Football with Chad Morris" is the official television coach's show of Razorback football. The one-hour show will air statewide and throughout the region on numerous television affiliates. A total of 12 shows will air throughout the season on the following stations: KATV (Sunday's at 10:30 p.m.), KFSM (Sunday at 10:30 p.m.) and KNXW (Sunday at 9:30 p.m.). The show will also be available regionally on Cox Sports Television on Wednesdays at 6 p.m. and Fox Sports Southwest on Tuesdays at 4 p.m.

### RADIO AFFILIATES

Batesville.....	KWOZ-FM 103.3
Berryville.....	KTHS-AM 1480
Blytheville.....	KHLS-FM 96.3
Camden.....	KCXY-FM 95.3
Crossett.....	KAGH-AM 800
Crossett.....	KAGH-FM 104.9
De Queen.....	KDON-FM 92.1
DeWitt.....	KDEW-FM 97.3
El Dorado.....	KMRX-FM 96.1
Fayetteville.....	KAKS-FM 99.5
Fayetteville.....	KUOA-AM 1290
Fayetteville.....	KOSM-FM 92.1
Forrest City.....	KBFC-FM 93.5
Fort Smith.....	KERX-FM 95.3
Glenwood.....	KHGZ-AM 670
Glenwood.....	KHGZ-FM 98.9
Hatfield.....	KENA-FM 104.1
Herber Springs.....	KAWW-AM 1370
Helena.....	KFFA-FM 103.1
Horshoe Bend.....	KKIK-FM 106.5
Jonesboro.....	KEGI-FM 100.5
Little Rock.....	KABZ-FM 103.7
Magnolia.....	KZHE-FM 100.5
Marshall.....	KBCN-FM 104.3
Mena.....	KTTG-FM 96.3
Monett (Mo.).....	KKBL-FM 95.9
Monticello.....	KGPO-FM 99.9
Morrilton.....	KVOM-FM 101.7
Mountain Home.....	KOMT-FM 107.5
Ozark.....	KDYN-AM 1540
Ozark.....	KDYN-FM 96.7
Russellville.....	KCAB-AM 980
Russellville.....	KCJC-FM 102.3
Ruston (La.).....	KRLQ-FM 94.1
Searcy.....	KSMD-FM 99.1
Stuttgart.....	KWAK-FM 105.5
Texarkana (Texas).....	KKTK-AM 1400
Wynne.....	KWYN-FM 92.5
Wynne.....	KWYN-AM 1400