



# ARKANSAS RAZORBACKS

GAME  
NOTES

1 National Championship • 6 Final Four Appearances • 10 Sweet 16 Appearances • 31 NCAA Tournament bids

## 2015-16 SCHEDULE

Overall: 0-0 | SEC: 0-0 | H: 0-0 | A: 0-0 | N: 0-0

### NOVEMBER

5	SW Okla. State#		W, 103-58
10	Delta State#		W, 74-40
13	Southern University	SEC Network+	7 p.m.
18	Akron	SEC Network+	7 p.m.
20	Charleston Southern	SEC Network+	7 p.m.
26	vs. Georgia Tech!	ESPNU	1 p.m.
27	vs. Villanova/Stanford!	ESPN2/U	TBA

### DECEMBER

4	at Wake Forest	ESPN3	6 p.m.
8	Evansville	SEC Network	8 p.m.
12	Tennessee Tech	SEC Network	7 p.m.
19	vs. Mercer%		7 p.m.
22	North Florida	SEC Network+	7 p.m.
30	at Dayton	CBS Sports Net.	7 p.m.

### JANUARY

2	at Texas A&M*	SEC Network	3:30 p.m.
5	Vanderbilt*	SEC Network	8 p.m.
9	Mississippi State*	SEC Network	2:30 p.m.
12	at Missouri*	SEC Network	8 p.m.
16	at LSU*	SEC Network	7:30 p.m.
21	Kentucky*	ESPN/2	6 p.m.
23	at Georgia	SEC Network	5 p.m.
27	Texas A&M*	ESPN2/U	6/6:30 p.m.
30	Texas Tech^	ESPNU	3 p.m.

### FEBRUARY

3	at Florida*	SEC Network	6 p.m.
6	Tennessee*	SEC Network	7 p.m.
9	at Mississippi State*	SEC Network	8 p.m.
13	at Ole Miss*	ESPNU	1 p.m.
17	Auburn*	SEC Network	6 p.m.
20	Missouri*	SEC Network	6:30 p.m.
23	LSU*	ESPN/U/SECN	6 p.m.
27	at Tennessee*	SEC Network	6:30 p.m.

### MARCH

2	at Alabama*	SEC Network	8 p.m.
5	South Carolina*	SEC Network	4 p.m.
9-13	at SEC Tournament	Nashville, Tenn.	

All times Central and subject to change

# Exhibition Game  
! NIT Season Tipoff (Brooklyn, N.Y.)  
% at Verizon Arena (North Little Rock, Ark.)  
^ Big12/SEC Challenge  
\* SEC Game

## THE MATCHUP

### ARKANSAS RAZORBACKS (0-0)

**Head Coach:** Mike Anderson (Tulsa '82)  
**Record at Arkansas:** 86-48 (5th Season)  
**Overall Record:** 286-146 (14th Season)



VS



### SOUTHERN UNIVERSITY (0-0)

**Head Coach:** Roman Banks (Northwestern St. '93)  
**Record at SU:** 77-52 (5th Season)  
**Overall Record:** 77-52 (5th Season)

## THE #FASTEST40 FACTS

- Arkansas opens its 93rd season of basketball in 2015-16 and the fifth under head coach Mike Anderson.

- The Razorbacks have won 41 straight home openers, including a 22-0 record in openers inside Bud Walton Arena.

- The Razorbacks have won 20 consecutive season openers and have opened the year in the win column in 42 of the last 44 seasons.

- Arkansas is 39-1 in non-conference games in bud Walton Arena under head coach Mike Anderson, including 24 straight wins. The only non-conference loss at home under Anderson came against Syracuse in 2012-13.

- The Razorbacks have won 53 consecutive games at home against unranked non-conference opponents, including a perfect 39-0 under Anderson.

- Mike Anderson coached teams have never lost a season opener, going 13-0 and averaging a 17-point margin of victory in those games.

- The Razorbacks are 1-0 all-time against Southern University, with the only meeting coming on Nov. 29, 1985 in Pine Bluff with Arkansas winning 76-75.

## GAMEDAY INFORMATION

**DATE:** Friday, Nov. 13, 2015 | 7 p.m. CT

**LOCATION:** Bud Walton Arena (Fayetteville, Ark.)

**TV:** SEC Network +

**TALENT:** Alex Perlman (PXP), Simeon Hinsey (Analyst)

**RADIO:** Razorback/IMG Sports Network

**TALENT:** Phil Elson (PXP), Scotty Thurman (Analyst)

**STATS:** ArkansasRazorbacks.com (StatBroadcast)

**SOCIAL:** @RazorbackMBB | #Fastest40 | #WeHogs

**SERIES RECORD:** ARK leads 1-0, only meeting on 11/29/85

**UP NEXT:** vs Akron (Nov. 18) - NIT Tipoff

## THIS DATE IN HISTORY

- Arkansas is 1-0 all-time on Nov. 13, defeating Alcorn State in 2009. Rotnei Clarke led the team and set the program's single-game scoring record with 51 points after going 15-for-21 from the field and 13-for-17 from long range.



## ARKANSAS PROJECTED STARTING LINEUP

(EXHIBITION STATS LISTED)

### POINTS

2.5  
**BOARDS**  
6.0  
**DIMES**  
8.0  
**STEALS**  
5



**JABRIL DURHAM**  
#4 | SR | G | 6-1 | 185  
@Humble\_Hog4

### POINTS

13.0  
**BOARDS**  
4.0  
**FG%**  
.476  
**3FG**  
6-12



**ANTHON BELL**  
#5 | SR | G | 6-3 | 185  
@\_Anthill | #NylonBell

### POINTS

16.5  
**BOARDS**  
1.5  
**FG%**  
.545  
**DIMES**  
3.5



**JIMMY WHITT**  
#24 | FR | G | 6-4 | 173  
@JimmyWhitt33 | #JimmyBuckets

### POINTS

12.0  
**BOARDS**  
8.5  
**FG%**  
.41  
**BLOCKS**  
5



**MOSES KINGSLEY**  
#33 | JR | F | 6-10 | 230  
@KingMoses\_ | #MoKnows




### POINTS

7.5  
**BOARDS**  
8.0  
**DIMES**  
1.5  
**FG**  
5-15



**KEATON MILES**  
#55 | SR | F | 6-7 | 212  
@KeatonMiles

#FASTEST40



## QUICK FACTS

### About Arkansas

Location.....	Fayetteville, Ark.
Enrollment .....	26,300
Founded .....	1871
Colors .....	Cardinal (PMS 201) and White
Nickname.....	Razorbacks
Conference.....	Southeastern (SEC)
Arena (Capacity).....	Bud Walton Arena (19,200)

### Administration

Interim Chancellor.....	Dr. Daniel Ferritor
Chancellor (As of Jan. 1) .....	Dr. Joseph E. Steinmetz
System President.....	Dr. Donald R. Bobbitt
Athletic Director.....	Jeff Long
Faculty Representative .....	Dr. Sharon Hunt

### Communications

Associate Communications Director.....	David Beall
Email .....	jdb048@uark.edu
Office Phone.....	479-575-3114
Cell Phone.....	479-445-5336
Twitter .....	@Beall_sid
Secondary Contact .....	Bryan Fyalkowski
Email .....	bffyalko@uark.edu
Office Fax.....	479-575-7481
Athletic Website .....	ArkansasRazorbacks.com
Bud Walton Arena Press Row.....	479-575-6622
Arkansas Ticket Office.....	479-575-5151

### Team Capsule

2014-15 Overall Record.....	27-9
2014-15 SEC Record (Finish).....	13-5 (2nd)
Postseason.....	NCAA, Third Round
Home Record.....	17-2
Road Record .....	7-5
Neutral .....	3-2
Longest 2014-15 Winning Streak .....	7
Last 5 Games.....	3-2
Letterwinners Returning/Lost.....	7/6
Starters Returning/Lost.....	1/4

### History

First Year .....	1923-24
All-Time Record (Years) .....	1,605-901 (92)
Overall Conference Championships .....	24
(2 SEC, 22 Southwest Conference)	
SEC Record (Years) .....	204-186 (24)
SEC Overall Championships .....	2 (1992, 1994)
SEC Division Championships .....	4
(1992, 1993, 1994, 1995)	
SEC Tournament Record (App.) .....	22-23 (24)
SEC Tournament Championships .....	1 (2000)
NCAA Tournament Bids .....	31*
NCAA Tournament Record (App.) .....	41-30 (30)
National Championships.....	1 (1994)
National Runner-Up.....	1 (1995)
NCAA Final Fours.....	6 (1941, 1945, 1978, 1990, 1994, 1995)
NCAA Elite Eight .....	6 (1978, 1979, 1990, 1994, 1995)
NCAA Sweet Sixteen.....	10
(1978, 1979, 1981, 1983, 1990, 1991, 1993, 1994, 1995, 1996)	
NIT Record (App.) .....	5-4 (3)

\* - Arkansas also received a bid in 1944 but was unable to participate due to a car accident. Total number of appearances is 30.

## STARTING FIVE >>

### #4 || Jabril Durham (G)

- Led the team in assists during both exhibitions, averaging 8.0 per game.
- Scored a season-best nine points against Dayton (Dec. 13) last season.
- Recorded six assists in back-to-back games last season to open the year.
- Tallied a game-high nine assists against SWOSU last week in exhibition play.

### #5 || Anthlon Bell (G)

- Scored an exhibition-high 21 points (8-for-12 field goals) vs. SW Oklahoma State.
- Leads all returners in points per game last season at 7.9.
- One of four players in school history to lead the team in three-pointers made for three straight years.
- Has made 148 career three-pointers, which ranks 10th in school history.
- Scored a game-high 21 points on 5-for-7 shooting from long range in the exhibition opener.

### #24 || Jimmy Whitt (G)

- Shot 54.5 percent from the field and 90 percent from the foul line in exhibition play.
- A consensus top-80 player in the class of 2015.
- Participated in USA Basketball Men's Junior National Team mini-camp as Jr.
- Ranked No. 11 at his position and No. 1 in the state of Missouri by ESPN.com.
- Scored 19 points against SWOSU last week in exhibition play on 7-for-12 shooting from the field.

### #33 || Moses Kingsley (F)

- Led the team with 8.5 rebounds per game and seven offensive boards in exhibition play.
- Is 16 blocks from breaking into the top 10 of career blocks in school history.
- Had three or more blocks in five games last season.
- Leads all returners in blocks last season with 38.
- Scored 27 points in the Red-White Game.

### #55 || Keaton Miles (F)

- Second on the team with 8.0 rebounds per game during exhibition play.
- Played in 16 games last season as a redshirt-junior.
- Scored 10 points and added seven rebounds in the exhibition opener.
- Played a season-high eight minutes last year against Wake Forest (Nov. 19).
- Pulled down a season-high four rebounds against Delaware State (Nov. 21).

## OFF THE PINE >>

### #1 || Trey Thompson (F)

- Led team with 75 percent (6-for-8) shooting from the field in 18 minutes per game during exhibitions.
- Saw playing time in 14 games as a true freshman last season.
- Scored 13 points and pulled down five rebounds against SWOSU.
- Played a season-high six minutes two times last year.
- Tied for team-high nine rebounds in Red-White Game.

### #3 || Dusty Hannahs (G)

- Shot 50 percent from behind the arc (5-for-10) in two exhibition contests.
- Sat out the 2014-15 season after transferring from Texas Tech.
- Played with USA East Coast basketball over the summer.
- Led Texas Tech in back-to-back seasons in three-pointers made.
- Hit a three-pointer in 47 of 62 games at Texas Tech.

### #15 || Lorenzo Jenkins (G)

- Led First Baptist Academy in Naples, Florida, to three straight district titles.
- Named the Florida Class 3A District 18 Player of the Year in 2014-15.

### #21 || Manuale Watkins (G)

- Played in all 36 games last season, averaging 2.6 points per contest.
- Leads all returners in steals last season with 37.
- Hit the game-winning shot with 6.4 seconds left at Ole Miss (Feb. 14).
- Recorded a double-double in Red-White Game with 14 points and 10 assists.

### #50 || Willy Kouassi (C)

- Came to Arkansas after playing one year at Auburn and two at Kennesaw State.
- Played in 27 games with 25 starts last season at Kennesaw State.
- Led Kennesaw State with 36 blocks last year.
- Scored four points and pulled down a game-high 10 rebounds against SWOSU last Thursday.

## 2015-16 TRENDS

### Record Breakdown

At Home (Bud Walton Arena)	0-0
On The Road	0-0
Neutral	0-0
White Uniforms	0-0
Cardinal Uniforms	0-0
Anthracite Uniforms	0-0

### Halftime/Leads/Overtime

Leading at the half, home	0-0
Leading at the half, road/neutral	0-0
Tied at the half, home	0-0
Tied at the half, road/neutral	0-0
Trailing at the half, home	0-0
Trailing at the half, road/neutral	0-0
Games decided by 5 points or less	0-0
Games decided by 10 points or less	0-0
Leading with 5:00 left	0-0
Leading with 2:00 left	0-0
Overtime games	0-0

### Offense

Scoring less than 70 points	0-0
Scoring 70-79 points	0-0
Scoring 80-89 points	0-0
Scoring 90-99 points	0-0
Scoring 100+ points	0-0
2 Players Or Less in Double Figures	0-0
3 Players in Double Figures	0-0
4 Players in Double Figures	0-0
5 Players in Double Figures	0-0
6 Players in Double Figures	0-0
1 Player Scores 20 Points	0-0
2 Players Score 20 Points	0-0
When shooting 50 percent or higher	0-0
When shooting less than 50 percent	0-0

### Rebounding/Turnovers

When outrebounding opponent	0-0
When outrebounded	0-0
When rebounds are even	0-0
When grabbing 10+ offensive reb	0-0
When forcing 15+ turnovers	0-0
When committing less than 15 turn	0-0
When committing 15+ turnovers	0-0

### Top Scorers (Includes Ties)

--	0-0
--	0-0
--	0-0
--	0-0
--	0-0

### Top Rebounders (Includes Ties)

--	0-0
--	0-0
--	0-0
--	0-0

### Days Of The Week

Monday	0-0
Tuesday	0-0
Wednesday	0-0
Thursday	0-0
Friday	0-0
Saturday	0-0
Sunday	0-0

### Months

In November	0-0
In December	0-0
In January	0-0
In February	0-0
In March	0-0

## THE OPPONENT >>

• Southern University from Baton Rouge, Louisiana, plays in the Southwestern Athletic Conference (SWAC). The Jaguars finished 18-17 last season, falling just shy of an NCAA Tournament bid with a 62-58 loss to Texas Southern in the SWAC championship game.

• Guards Adrian Rodgers (13.1 PPG) and Trelun Banks (10.3 PPG) are the top returners for Southern. The Jaguars averaged 4.3 three-pointers per game last season, and Rodgers and Banks can claim 88 of the 93 treys from returning players on the 2015-16 roster.

• Southern began the 2014-15 campaign with a difficult non-conference slate, where they went only 5-12, including losses at Ole Miss, Minnesota, Iowa State and Baylor. The team rebounded, however, posting a 13-5 record in conference play, and then winning two games in the SWAC Tournament.

• After the Jaguars face the Razorbacks in Bud Walton Arena on Friday, they travel to Mississippi State for a matchup in Starkville on Monday, Nov. 16. The two SEC opponents are the only Power Five schools Southern will face in non-conference play.

## #NYLONBELL >>

• After leading Arkansas in three-point shooting each of the last three years, senior Anthlon Bell is attempting to join Pat Bradley (1995-99) as the only players in program history to lead Arkansas in three-pointers made for four consecutive seasons. Bell is also just 358 points shy from 1,000 career points.

## THE ROAD AHEAD >>

• Arkansas will play six non-conference opponents that finished in the top 150 of the final NCAA RPI last season in Akron (124), Georgia Tech (147), Wake Forest (143), Evansville (82), Dayton (29) and Villanova (6) or Stanford (34).

• The Razorbacks will participate in the NIT Season Tip-Off, hosting Akron and Charleston Southern, before traveling to Brooklyn, N.Y. to play Georgia Tech and Villanova/Stanford.

## ANDERSON TOP 3 IN SEC >>

• Mike Anderson is ranked as the No. 3 head coach in the Southeastern Conference according to Sporting News Magazine, joining Kentucky's John Calipari and Auburn's Bruce Pearl as the best coaches in the SEC.

• He is one of 11 current Division I head coaches with 10-plus years of head coaching experience and no losing seasons. Anderson and Ole Miss' Andy Kennedy are the only coaches in the SEC to appear on the list.

## PERFECTION IN THE PALACE >>

• During the Mike Anderson era, Arkansas has posted a record of 67-8 inside Bud Walton Arena, marking the third-most home wins in the country during this span.

• Arkansas is one of only four teams (Kentucky, Ohio State and Syracuse) in the country with 65+ wins and fewer than 10 losses at home over the past four seasons.

• The Razorbacks have the 14th best winning percentage (.893) in the country at home over the past four seasons.

• Arkansas has won 24 straight non-conference games in BWA, including an astounding 39-0 under Anderson against unranked non-SEC teams.

## A LOOK BACK >>

- Arkansas finished 27-9 overall last season and 13-5 in the SEC, earning the No. 2 seed in the SEC Tournament and advanced to the championship game for the first time since 2008 and the sixth time in program history.

- Bobby Portis emerged as one of the top players in the country last year, earning SEC Player of the Year honors and All-America honors, before going to the Chicago Bulls with the 22nd overall pick in the NBA Draft. The Little Rock native became the first player in program history with 1,000 points and 500 rebounds by the end of his sophomore season

- The Razorbacks finished the 2014-15 season ranked in the top 25 nationally in 10 different categories, including turnover margin (8th), total assists (8th), assists per game (11th), free throws made (15th), total steals (17th), scoring offense (18th), free throw attempts (19th), win-loss percentage (21st), offensive rebounds per game (23rd) and assist turnover ratio (25th).

- Arkansas had a total home attendance of over 290,000 fans last year and ranked second in the SEC with 15,519 fans per game.

- Bud Walton Arena continued its rise in attendance last season, increasing the average fans per game for the fourth straight year and ranking No. 11 in the country.

## RECORD WATCH IN 2015-16 >>

- Anthlon Bell is 358 points away from becoming the 39th player in program history to score 1,000 career points.
- Bell has 148 career three-point field goals, which ranks 10th all-time in school history.
- Bell is attempting to join Pat Bradley (1995-99) as the only players in program history to lead Arkansas in three-pointers made for four consecutive years.
- Moses Kinglesy is 16 blocks away from breaking into the top 10 of career blocks in school history.

## SEC STANDINGS

SEC	W-L	GB	PCT	W-L	PCT	STRK
Alabama	0-0	--	.000	0-0	.000	--
Arkansas	0-0	--	.000	0-0	.000	--
Auburn	0-0	--	.000	0-0	.000	--
Florida	0-0	--	.000	0-0	.000	--
Georgia	0-0	--	.000	0-0	.000	--
Kentucky	0-0	--	.000	0-0	.000	--
LSU	0-0	--	.000	0-0	.000	--
Mississippi State	0-0	--	.000	0-0	.000	--
Missouri	0-0	--	.000	0-0	.000	--
Ole Miss	0-0	--	.000	0-0	.000	--
South Carolina	0-0	--	.000	0-0	.000	--
Tennessee	0-0	--	.000	0-0	.000	--
Texas A&M	0-0	--	.000	0-0	.000	--
Vanderbilt	0-0	--	.000	0-0	.000	--

## IN THE POLLS

### Associated Press Poll - Preseason (Nov. 2)

RK	TEAM	RECORD	POINTS
1	North Carolina (35)	0-0	1,566
2	Kentucky (10)	0-0	1,520
3	Maryland (14)	0-0	1,487
4	Kansas (5)	0-0	1,410
5	Duke	0-0	1,350
6	Virginia (1)	0-0	1,347
7	Iowa State	0-0	1,185
8	Oklahoma	0-0	1,088
9	Gonzaga	0-0	1,047
10	Wichita St	0-0	1,032
11	Villanova	0-0	1,013
12	Arizona	0-0	917
13	Michigan State	0-0	838
14	California	0-0	757
15	Indiana	0-0	755
16	Utah	0-0	499
17	Wisconsin	0-0	433
18	Vanderbilt	0-0	393
19	Notre Dame	0-0	360
20	Connecticut	0-0	307
21	LSU	0-0	268
22	Baylor	0-0	265
23	Purdue	0-0	236
24	Butler	0-0	223
25	Michigan	0-0	126

**Others receiving votes:** Oregon 116, SMU 112, West Virginia 84, Texas A&M 72, Cincinnati 63, Miami (FL) 48, Louisville 46, Georgetown 23, NC State 19, Texas 18, Florida State 18, Rhode Island 17, Dayton 12, Xavier 12, Providence 10, Iowa 6, BYU 5, Valparaiso 5, Boise State 4, Old Dominion 3, San Diego State 2, UCLA 2, Oklahoma State 2, Yale 1, UC Irvine 1, Iona 1, Central Michigan 1

### USA Today Coaches Poll - Preseason (Nov. 2)

RK	TEAM	RECORD	POINTS
1	Kentucky (11)	0-0	749
1	North Carolina (12)	0-0	749
3	Maryland (5)	0-0	723
4	Duke (3)	0-0	686
5	Kansas (1)	0-0	675
6	Virginia	0-0	667
7	Iowa State	0-0	541
8	Oklahoma	0-0	520
9	Villanova	0-0	498
10	Arizona	0-0	477
11	Gonzaga	0-0	468
12	Wichita St	0-0	461
13	Michigan State	0-0	386
14	California	0-0	350
15	Indiana	0-0	312
16	Utah	0-0	250
17	Wisconsin	0-0	181
18	Notre Dame	0-0	172
19	LSU	0-0	163
20	Vanderbilt	0-0	153
21	Baylor	0-0	145
22	Butler	0-0	132
23	West Virginia	0-0	125
24	Connecticut	0-0	110
24	Purdue	0-0	110

**Others receiving votes:** Michigan 108, Louisville 93, Texas A&M 58, UCLA 48, Georgetown 45, Cincinnati 43, NC State 36, Oregon 33, Texas 29, Florida State 25, Xavier 25, Miami (FL) 11, San Diego State 10, Iowa 8, Providence 5, Davidson 5, Boise State 5, Ohio State 2, Stephen F Austin 2, Belmont 2, Tulsa 1, Dayton 1, Marquette 1, Old Dominion 1

## NUMERICAL ROSTER

No.	Name	Pos.	Ht.	Wt.	Yr.	Hometown/High School/Last School
1	Trey Thompson	F	6-9	260	So.	Madison, Ark./Forrest City HS
2	Jake Mosiman	G	6-0	185	Jr.	Lawrence, Kan./Lawrence HS
3	Dusty Hannahs	G	6-3	203	R-Jr.	Little Rock, Ark./Pulaski Academy/Texas Tech
4	Jabril Durham	G	6-1	185	Sr.	DeSoto, Texas/DeSoto HS/Seminole State College
5	Anthlon Bell	G	6-3	185	Sr.	Memphis, Tenn./Bartlett HS
12	DaShaun Stark^	G	6-5	185	Jr.	Springdale, Ark./Springdale HS/ Drury University
14	Tristan Simmons	G	5-10	170	Fr.	El Dorado, Ark./El Dorado HS
15	Lorenzo Jenkins	G	6-7	210	Fr.	Naples, Fla./First Baptist Academy
21	Manuale Watkins	G	6-3	205	Jr.	Fayetteville, Ark./Fayetteville HS
24	Jimmy Whitt	G	6-4	173	Fr.	Columbia, Mo./Hickman HS
33	Moses Kingsley	F	6-10	230	Jr.	Abuja, Nigeria/Huntington Prep (W. Va.)
50	Willy Kouassi	C	6-10	230	R-Sr.	Abidjan, Ivory Coast/Central Park Christian/Kennesaw St.
55	Keaton Miles	F	6-7	212	R-Sr.	Dallas, Texas/Dallas Lincoln HS/West Virginia

^ - Will sit out the 2015-16 season due to NCAA four-year transfer rules

## ALPHABETICAL

No.	Name	Yr.
5	Bell, Anthlon	Sr.
4	Durham, Jabril	Sr.
3	Hannahs, Dusty	R-Jr.
15	Jenkins, Lorenzo	Fr.
33	Kingsley, Moses	Jr.
50	Kouassi, Willy	R-Sr.
55	Miles, Keaton	Sr.
2	Mosiman, Jake	Jr.
14	Simmons, Tristan	Fr.
12	Stark, DaShaun	Jr.
1	Thompson, Trey	So.
21	Watkins, Manuale	Jr.
24	Whitt, Jimmy	Fr.

## COACHING STAFF

Title	Name	Experience	Alma Mater
Head Coach	Mike Anderson	5th Year	Tulsa, '82
Associate Head Coach	Melvin Watkins	5th Year	Charlotte, '77
Assistant Coach	TJ Cleveland	5th Year	Arkansas, '02
Assistant Coach	Matt Zimmerman	5th Year	Arkansas, '90
Director of Operations	Jeff Daniels	5th Year	Montevallo, '82
Director of S-A Development	Scotty Thurman	6th Year	Philander-Smith, '03
Video Coordinator	Will Bartlett	5th Year	Missouri, '09
Special Assistant to the HC	Lee Mayberry	2nd Year	Arkansas, '15
Graduate Assistant	Kikko Haydar	1st Year	Arkansas, '14
Graduate Assistant	Ryne Colvin	2nd Year	Arkansas, '14
Athletic Trainer	Dave England	33rd Year	Arkansas, '80
Strength & Conditioning Coach	Adam Petway	2nd Year	USSA, '13



# BOSS HOG

## CAREER NUMBERS

### At Arkansas

2015-16	>>>	0-0
2014-15	>>>	27-9 (NCAA, Third Round)
2013-14	>>>	22-12 (NIT, Second Round)
2012-13	>>>	19-13
2011-12	>>>	18-14
Totals	>>>	86-48 (4 Years)

### At Missouri

2010-11	>>>	23-11 (NCAA Second Round)
2009-10	>>>	23-11 (NCAA Second Round)
2008-09	>>>	31-7 (NCAA Elite Eight)
2007-08	>>>	16-16
2006-07	>>>	18-12
Totals	>>>	111-57 (5 Years)

### At Alabama-Birmingham (UAB)

2005-06	>>>	24-7 (NCAA First Round)
2004-05	>>>	22-11 (NCAA Second Round)
2003-04	>>>	22-10 (NCAA Sweet 16, C-USA Co-Champs)
2002-03	>>>	21-13 (NIT Quarterfinals)
Totals	>>>	89-41 (4 Years)

**Overall Record**    **286-146 (14th Year)**

## IT'S A NUMBERS GAME

### Postseason Tournaments

**1 2 3 4 5 6 7 8 9**

### 20-Win Seasons

**1 2 3 4 5 6 7 8 9**

### NCAA Tournaments

**1 2 3 4 5 6 7**

### 30-Win Seasons

**1**

### Losing Seasons

**0**

## PERSONAL INFO

Born: Dec. 12, 1959  
Hometown: Birmingham, Ala.  
Alma Mater: Tulsa (1982)  
Wife: Marcheita  
Children: Darcheita, Michael Jr., Yvonne  
Date Named Head Coach at Arkansas: March 23, 2011



*Head coach Mike Anderson is one of just 11 current Division I coaches with 10-plus years of head coaching experience and no losing seasons. Anderson and Thad Matta are the only coaches to accomplish the feat during stops at three different institutions.*

Coach	Schools	Yrs
Roy Williams	Kansas/UNC	27
Tom Izzo	Michigan State	20
Mark Few	Gonzaga	16
Bo Ryan	Milwaukee/Wisconsin	16
Thad Matta	Butler/Xavier/Ohio State	15
John Thompson III	Princeton/Georgetown	15
Mike Anderson	UAB/Missouri/Arkansas	13
Jamie Dixon	Pittsburgh	12
Sean Miller	Xavier/Arizona	11
Andy Kennedy	Cincinnati/Ole Miss	10
Dave Rose	BYU	10

The Razorback Nation welcomed home one of its own on March 23, 2011, when Mike Anderson was named the 12th head men's basketball coach in Arkansas history. Charged with bringing back the winning tradition that was synonymous with the Razorback program throughout the '80s and '90s, Anderson has helped the Razorbacks improve each year on and off the court as the tradition-rich program grows closer to returning to its glory days.

Fans caught a glimpse of those glory days in 2014-15, as the Razorbacks returned to both the NCAA Tournament and SEC Tournament championship game for the first time since 2008. Highlighted by a victory over Southern Conference champ Wofford in the NCAA Tournament second round and a program-record six SEC road wins, Arkansas produced the sixth-most wins in program history with a 27-9 record. Of course, the up-tempo style of play donned the "Fastest 40 Minutes in Basketball" reached another level, as the Razorbacks led the SEC in five different statistical categories, including scoring (77.4), assists (16.1) and turnover margin (+3.8).

The 2014-15 campaign brought back memories of the 90's, as Arkansas finished second in the SEC at 13-5 and spent eight weeks ranked in both the Associated Press Top 25 Poll and the USA Today Coaches Poll. Anderson's attention to detail in skill development helped sophomore Bobby Portis become only the second Razorback in program history to be named the SEC Player of the Year by both the Associated Press and league head coaches. Portis was the first Razorback to surpass 1,000 points and 500 rebounds as a sophomore and went on to become the 12th player in program history to be selected in the first round of the NBA Draft when he went 22nd overall to the Chicago Bulls.

A long-time assistant and associate head coach at Arkansas, Anderson spent nine years as a head coach at the University of Alabama-Birmingham and the University of Missouri before returning to the Razorbacks.

# 2015-16 ARKANSAS EXHIBITION STATISTICS

#	Player	gp-gs	min	avg	Total		3-Point		F-Throw		Rebounds										pts	avg	
					fg-fga	fg%	3fg-fga	3fg%	ft-fa	ft%	off	def	tot	avg	pf	dq	a	to	blk	stl			
24	Whitt, Jimmy	2-2	50	25.0	12-22	.545	0-1	.000	9-10	.900	1	2	3	1.5	5	1	7	4	0	4	33	16.5	
03	Hannahs, Dusty	2-0	47	23.5	12-23	.522	5-10	.500	0-0	.000	0	5	5	2.5	2	0	2	1	0	2	29	14.5	
05	Bell, Anthlon	2-2	48	24.0	10-21	.476	6-12	.500	0-0	.000	1	7	8	4.0	0	0	1	4	0	0	26	13.0	
33	Kingsley, Moses	2-2	46	23.0	8-19	.421	0-0	.000	8-10	.800	7	10	17	8.5	7	0	2	6	5	1	24	12.0	
21	Watkins, Manuale	2-0	41	20.5	7-15	.467	0-0	.000	5-6	.833	1	5	6	3.0	2	0	8	1	1	5	19	9.5	
01	Thompson, Trey	2-0	36	18.0	6-8	.750	0-0	.000	5-6	.833	4	7	11	5.5	6	0	1	1	1	2	17	8.5	
55	Miles, Keaton	2-2	37	18.5	5-15	.333	1-3	.333	4-9	.444	6	10	16	8.0	3	0	3	3	0	0	15	7.5	
50	Kouassi, Willy	2-0	31	15.5	3-5	.600	0-0	.000	1-5	.200	6	9	15	7.5	5	1	0	0	1	0	7	3.5	
04	Durham, Jabril	2-2	52	26.0	2-5	.400	0-1	.000	1-3	.333	2	10	12	6.0	4	0	16	3	0	5	5	2.5	
15	Jenkins, Lorenzo	2-0	10	5.0	1-3	.333	0-0	.000	0-0	.000	1	2	3	1.5	2	0	0	0	0	0	2	1.0	
02	Mosiman, Jake	1-0	1	1.0	0-0	.000	0-0	.000	0-0	.000	0	0	0	0.0	0	0	0	0	0	0	0	0.0	
14	Simmons, Tristan	1-0	1	1.0	0-0	.000	0-0	.000	0-0	.000	0	0	0	0.0	0	0	0	0	0	0	0	0.0	
Team											5	1	6										
Total.....		2	400		66-136	.485	12-27	.444	33-49	.673	34	68	102	51.0	36	2	40	23	8	19	177	88.5	
Opponents.....		2	400		34-111	.306	11-43	.256	19-29	.655	16	42	58	29.0	34	0	20	40	1	10	98	49.0	

EXH 1

## Arkansas vs SW Oklahoma State Nov. 5, 2014 at 7 p.m. at Fayetteville, Ark. (Bud Walton Arena)

### SW Oklahoma State 58 • 0-0

#	Player	Total		3-Ptr	Rebounds			PF	TP	A	TO	Blk	Stl	Min	
		FG-FGA	FG-FGA	FT-FTA	Off	Def	Tot								
11	Juwan Newmen	f	1-5	0-0	3-4	1	3	4	3	5	0	1	0	1	21
33	Martell Collins	f	2-6	2-4	0-0	0	1	1	2	6	0	0	0	0	7
01	Markeise Champion	g	2-8	0-3	1-2	0	0	0	0	5	0	1	0	0	25
03	Emeche Wells	g	3-12	0-3	0-1	1	0	1	3	6	2	8	0	1	26
22	Collin Jennings	g	2-4	2-4	5-6	0	3	3	0	11	2	4	0	1	25
00	Cooper Battisti	g	0-2	0-1	4-6	0	0	0	1	4	1	3	0	0	7
05	Keyshawn Perkins	g	2-5	1-1	0-0	3	7	10	3	5	2	2	0	0	22
13	Oliver Willis	g	0-0	0-0	0-0	0	2	2	3	0	1	2	0	0	9
15	Wesley Franklin	g	0-0	0-0	0-0	0	1	1	2	0	1	1	0	0	9
20	Luke Lewallen	g	2-3	1-2	1-1	0	1	1	1	6	0	1	0	0	8
21	Nick Shoemaker	g	2-7	2-7	2-2	0	1	1	0	8	0	1	0	0	22
35	Ayo Ojo	g	1-3	0-0	0-1	1	2	3	3	2	0	0	0	0	19
Team						1	1	2							
Totals			17-55	8-25	16-23	7	22	29	21	58	9	24	0	3	200

FG % 1st Half: 9-29 31.0% 2nd half: 8-26 30.8% Game: 17-55 30.9%  
3FG % 1st Half: 5-11 45.5% 2nd half: 3-14 21.4% Game: 8-25 32.0%  
FT % 1st Half: 5-7 71.4% 2nd half: 11-16 68.8% Game: 16-23 69.6%

### Arkansas 103 • 0-0

#	Player		Total		3-Ptr	Rebounds			PF	TP	A	TO	Blk	Stl	Min
			FG-FGA	FG-FGA	FT-FTA	Off	Def	Tot							
33	Kingsley, Moses	f	2-10	0-0	4-6	3	6	9	4	8	2	3	2	1	21
55	Miles, Keaton	f	4-7	0-0	2-7	3	4	7	2	10	0	1	0	0	19
04	Durham, Jabril	g	1-2	0-1	0-1	2	5	7	2	2	9	3	0	0	25
05	Bell, Anthlon	g	8-12	5-7	0-0	0	6	6	0	21	1	2	0	0	25
24	Whitt, Jimmy	g	7-12	0-0	5-6	0	0	0	5	19	4	1	0	2	23
01	Thompson, Trey		4-5	0-0	5-6	3	2	5	3	13	0	1	0	2	18
03	Hannahs, Dusty		6-11	2-5	0-0	0	2	2	2	14	1	0	0	0	24
15	Jenkins, Lorenzo		1-2	0-0	0-0	1	1	2	1	2	0	0	0	0	7
21	Watkins, Manuale		5-9	0-0	0-0	0	2	2	2	10	5	0	0	3	21
50	Kouassi, Willy		2-3	0-0	0-3	4	6	10	5	4	0	0	0	0	17
Team						0	1	1							
Totals			40-73	7-13	16-29	16	35	51	26	103	22	11	2	8	200

FG % 1st Half: 20-34 58.8% 2nd half: 20-39 51.3% Game: 40-73 54.8%  
3FG % 1st Half: 4-6 66.7% 2nd half: 3-7 42.9% Game: 7-13 53.8%  
FT % 1st Half: 9-11 81.8% 2nd half: 7-18 38.9% Game: 16-29 55.2%

Officials: Byron Jarrett, Wil Howard, Alfred Smith  
Technical fouls: SW Oklahoma State-None. Arkansas-None.  
Attendance: 13996  
Estimated Actual Attendance: 2,946  
Fouled out: Arkansas #24, Whitt (2:37 2H); #50, Kouassi (0:13.1 2H)

Score by periods	1st	2nd	Total
SW Oklahoma State	28	30	58
Arkansas	53	50	103

Points	In	Off	2nd	Fast	Bench
SWOSU	18	5	7	5	25
AR	58	26	16	21	43

EXH 2

## Arkansas vs Delta State Nov. 10, 2014 at 7 p.m. at Fayetteville, Ark. (Bud Walton Arena)

### Delta State 40

#	Player		Total		3-Ptr	Rebounds			PF	TP	A	TO	Blk	Stl	Min
			FG-FGA	FG-FGA	FT-FTA	Off	Def	Tot							
32	Smith, Zelvin	f	2-5	0-0	0-0	0	4	4	2	4	0	0	0	0	22
42	Harrick, Declan	c	0-1	0-0	0-0	2	1	3	2	0	1	0	0	0	21
12	Morris, Terry		2-8	1-5	0-0	1	2	3	1	5	5	2	0	1	34
14	Madgen, Jack	g	1-8	0-3	0-0	0	1	1	2	2	2	2	0	0	26
23	Schmidt, Devin	g	7-17	2-7	0-0	0	6	6	1	16	0	3	1	3	29
03	Davis, PJ		5-11	0-0	3-6	2	1	3	1	13	0	2	0	2	27
05	Cornish, John		0-0	0-0	0-0	0	0	0	3	0	0	1	0	0	9
10	Warner, Brett		0-3	0-3	0-0	0	0	0	0	0	0	1	0	0	5
11	Dailey, Dakota		0-1	0-0	0-0	0	0	0	0	0	0	1	0	0	5
22	Kilpatrick, James		0-2	0-0	0-0	2	2	4	1	0	3	1	0	1	22
Team						2	3	5							
Totals			17-56	3-18	3-6	9	20	29	13	40	11	16	1	7	200

FG % 1st Half: 10-28 35.7% 2nd half: 7-28 25.0% Game: 17-56 30.4%  
3FG % 1st Half: 2-8 25.0% 2nd half: 1-10 10.0% Game: 3-18 16.7%  
FT % 1st Half: 1-2 50.0% 2nd half: 2-4 50.0% Game: 3-6 50.0%

### Arkansas 74

#	Player		Total		3-Ptr		Rebounds			PF	TP	A	TO	Blk	Stl	Min
			FG-FGA	FG-FGA	FT-FTA	Off	Def	Tot								
33	Kingsley, Moses	f	6-9	0-0	4-4	4	4	8	3	16	0	3	3	0	25	
55	Miles, Keaton	f	1-8	1-3	2-2	3	6	9	1	5	3	2	0	0	18	
04	Durham, Jabril	g	1-3	0-0	1-2	0	5	5	2	3	7	0	0	5	27	
05	Bell, Anthlon	g	2-9	1-5	0-0	1	1	2	0	5	0	2	0	0	23	
24	Whitt, Jimmy	g	5-10	0-1	4-4	1	2	3	0	14	3	3	0	2	27	
01	Thompson, Trey	g	2-3	0-0	0-0	1	5	6	3	4	1	0	1	0	18	
02	Mosiman, Jake	g	0-0	0-0	0-0	0	0	0	0	0	0	0	0	0	1	
03	Hannahs, Dusty	g	6-12	3-5	0-0	0	3	3	0	15	1	1	0	2	23	
14	Simmons, Tristan	g	0-0	0-0	0-0	0	0	0	0	0	0	0	0	0	1	
15	Jenkins, Lorenzo	g	0-1	0-0	0-0	0	1	1	1	0	0	0	0	0	3	
21	Watkins, Manuale	g	2-6	0-0	5-6	1	3	4	0	9	3	1	1	2	20	
50	Kouassi, Willy	g	1-2	0-0	1-2	2	3	5	0	3	0	0	1	0	14	
Team						5	0	5								
Totals			26-63	5-14	17-20	18	33	51	10	74	18	12	6	11	200	

FG % 1st Half: 13-36 36.1% 2nd half: 13-27 48.1% Game: 26-63 41.3%  
3FG % 1st Half: 2-7 28.6% 2nd half: 3-7 42.9% Game: 5-14 35.7%  
FT % 1st Half: 13-16 81.3% 2nd half: 4-4 100.0% Game: 17-20 85.0%

Officials: Byron Jarrett, Sean Casey, Garrick Shannon  
Technical fouls: Delta State-None. Arkansas-None.  
Attendance: 13970  
Estimated Actual Attendance: 4,046

## ARKANSAS SPECIALTY STATISTICS

Opponent	T/O	2ndCh	Paint	FastB	Bench	Ties	Leads	WL	Score	Leads overcome
SW Oklahoma St.	26	16	58	21	43	1	2	W	103-58	trailed by 2 1st-19:04
Delta State	15	17	34	15	31	0	0	W	74-40	
<b>Arkansas</b>	<b>41</b>	<b>33</b>	<b>92</b>	<b>36</b>	<b>74</b>	<b>1</b>	<b>2</b>			
Average/Game	20.5	16.5	46.0	18.0	37.0	0.5	1.0			
<b>Opponent</b>	<b>18</b>	<b>12</b>	<b>38</b>	<b>7</b>	<b>38</b>	<b>3</b>	<b>2</b>			
Average/Game	9.0	6.0	19.0	3.5	19.0	1.5	1.0			



## 2014-15 ARKANSAS OVERALL STATISTICS

#	Player	gp-gs	min	avg	Total		3-Point		F-Throw		Rebounds										pts	avg
					fg-fga	fg%	3fg-fga	3fg%	ft-fa	ft%	off	def	tot	avg	pf	dq	a	to	blk	stl		
10	Portis, Bobby	36-36	1076	29.9	250-466	.536	14-30	.467	115-156	.737	133	188	321	8.9	78	3	42	56	50	39	629	17.5
24	Qualls, Michael	36-34	1086	30.2	180-413	.436	55-165	.333	158-204	.775	59	133	192	5.3	62	0	60	61	17	32	573	15.9
00	Madden, Rashad	36-32	978	27.2	100-236	.424	46-122	.377	100-116	.862	31	101	132	3.7	80	0	164	84	5	29	346	9.6
05	Bell, Anthlon	36-16	660	18.3	95-257	.370	65-185	.351	29-41	.707	12	30	42	1.2	62	0	50	32	4	21	284	7.9
02	Harris, Alandise	35-26	748	21.4	96-202	.475	9-32	.281	65-90	.722	38	77	115	3.3	74	2	53	41	35	28	266	7.6
31	Beard, Anton	35-16	662	18.9	66-172	.384	31-88	.352	35-55	.636	31	36	67	1.9	84	4	53	32	0	35	198	5.7
22	Williams, Jacorey	36-7	582	16.2	73-179	.408	0-0	.000	25-59	.424	32	69	101	2.8	64	0	39	33	15	24	171	4.8
33	Kingsley, Moses	36-4	391	10.9	49-101	.485	0-0	.000	33-53	.623	45	45	90	2.5	56	0	11	23	38	15	131	3.6
21	Watkins, Manuale	36-0	502	13.9	38-68	.559	0-7	.000	17-24	.708	17	56	73	2.0	54	0	39	28	0	37	93	2.6
04	Durham, Jabril	36-9	359	10.0	20-66	.303	15-42	.357	11-14	.786	8	19	27	0.8	39	0	52	27	0	10	66	1.8
14	Babb, Nick	26-0	125	4.8	7-22	.318	3-9	.333	2-2	1.000	6	14	20	0.8	7	0	14	5	3	5	19	0.7
55	Miles, Keaton	16-0	48	3.0	3-9	.333	0-1	.000	0-2	.000	2	4	6	0.4	20	0	1	2	0	1	6	0.4
01	Thompson, Trey	14-0	33	2.4	1-5	.200	0-0	.000	3-3	1.000	3	3	6	0.4	3	0	1	4	1	1	5	0.4
Team											53	45	98		1		2					
Total.....		36	7250		978-2196	.445	238-681	.349	593-819	.724	470	820	1290	35.8	684	9	579	430	168	277	2787	77.4
Opponents.....		36	7250		869-2031	.428	223-634	.352	564-789	.715	433	848	1281	35.6	696	15	448	567	104	206	2525	70.1

## 2014-15 ARKANSAS SEC STATISTICS

#	Player	gp-gs	min	avg	Total		3-Point		F-Throw		Rebounds										pts	avg
					fg-fga	fg%	3fg-fga	3fg%	ft-fa	ft%	off	def	tot	avg	pf	dq	a	to	blk	stl		
10	Portis, Bobby	18-18	562	31.2	136-243	.560	3-12	.250	60-76	.789	71	97	168	9.3	38	1	22	31	34	17	335	18.6
24	Qualls, Michael	18-17	551	30.6	82-215	.381	27-87	.310	82-112	.732	37	65	102	5.7	34	0	29	28	8	19	273	15.2
00	Madden, Rashad	18-18	529	29.4	53-124	.427	24-68	.353	46-56	.821	20	57	77	4.3	40	0	80	38	1	17	176	9.8
02	Harris, Alandise	18-14	404	22.4	50-108	.463	4-15	.267	29-36	.806	19	28	47	2.6	41	2	33	21	22	13	133	7.4
05	Bell, Anthlon	18-4	296	16.4	43-123	.350	30-90	.333	15-23	.652	5	14	19	1.1	31	0	25	15	2	9	131	7.3
31	Beard, Anton	18-11	383	21.3	42-94	.447	22-56	.393	23-38	.605	11	16	27	1.5	53	3	32	17	0	21	129	7.2
22	Williams, Jacorey	18-1	276	15.3	30-83	.361	0-0	.000	12-29	.414	14	28	42	2.3	33	0	12	11	8	14	72	4.0
21	Watkins, Manuale	18-0	245	13.6	17-27	.630	0-2	.000	6-8	.750	7	25	32	1.8	23	0	20	14	0	15	40	2.2
33	Kingsley, Moses	18-3	176	9.8	15-38	.395	0-0	.000	10-18	.556	12	20	32	1.8	24	0	4	10	22	5	40	2.2
04	Durham, Jabril	18-4	154	8.6	7-26	.269	5-15	.333	0-0	.000	4	4	8	0.4	18	0	15	16	0	6	19	1.1
55	Miles, Keaton	5-0	11	2.2	1-2	.500	0-0	.000	0-0	.000	0	1	1	0.2	3	0	0	0	0	0	2	0.4
01	Thompson, Trey	6-0	9	1.5	0-0	.000	0-0	.000	2-2	1.000	0	0	0	0.0	1	0	0	2	1	1	2	0.3
14	Babb, Nick	11-0	29	2.6	0-6	.000	0-2	.000	0-0	.000	1	3	4	0.4	2	0	1	2	1	2	0	0.0
Team											22	25	47		1		1					
Total.....		18	3625		476-1089	.437	115-347	.331	285-398	.716	223	383	606	33.7	342	6	273	206	99	139	1352	75.1
Opponents.....		18	3625		442-1002	.441	115-310	.371	285-400	.713	226	440	666	37.0	337	7	221	293	54	107	1284	71.3