



ARKANSAS RAZORBACKS

GAME
NOTES

1 National Championship • 6 Final Four Appearances • 10 Sweet 16 Appearances • 31 NCAA Tournament bids

2015-16 SCHEDULE

Overall: 15-14 | SEC: 8-8 | H: 13-4 | A: 2-8 | N: 0-2

NOVEMBER (2-3)

13	Southern University	SEC Network+	W, 86-68
18	Akron	SEC Network+	L, 88-80
20	Charleston Southern	SEC Network+	W, 93-75
26	vs. Georgia Tech!	ESPNU	L, 83-73
27	vs. Stanford!	ESPNU	L, 69-66

DECEMBER (4-3)

1	Northwestern State	SEC Network +	W, 117-78
4	at Wake Forest	ESPN3	L, 88-85
8	Evansville	SEC Network	W, 89-76
12	Tennessee Tech	SEC Network	W, 83-57
19	vs. Mercer%		L, 69-66 (OT)
22	North Florida	SEC Network+	W, 97-72
30	at Dayton	CBS Sports Net.	L, 85-81 (OT)

JANUARY (5-4)

2	at #20 Texas A&M*	SEC Network	L, 92-69
5	Vanderbilt*	SEC Network	W, 90-85 (OT)
9	Mississippi State*	SEC Network	W, 82-68
12	at Missouri*	SEC Network	W, 94-61
16	at LSU*	SEC Network	L, 76-74
21	#23 Kentucky*	ESPN	L, 80-66
23	at Georgia*	SEC Network	L, 76-73 (OT)
27	#5 Texas A&M*	ESPNU	W, 74-71
30	Texas Tech^	ESPNU	W, 75-68 (OT)

FEBRUARY (4-4)

3	at Florida*	SEC Network	L, 87-83
6	Tennessee*	SEC Network	W, 85-67
9	at Mississippi State*	SEC Network	L, 78-46
13	at Ole Miss*	ESPNU	L, 76-60
17	Auburn*	SEC Network	L, 90-86
20	Missouri*	SEC Network	W, 84-72
23	LSU*	ESPNU	W, 85-65
27	at Tennessee*	SEC Network	W, 75-65

MARCH (0-0)

2	at Alabama*	SEC Network	8 p.m.
5	South Carolina*	SEC Network	4 p.m.
9-13	at SEC Tournament	Nashville, Tenn.	

All times Central and subject to change
! NIT Season Tipoff (Brooklyn, N.Y.)
% at Verizon Arena (North Little Rock, Ark.)
^ Big12/SEC Challenge
* SEC Game

HOGS IN THE RANKINGS

Category	SEC	NCAA
• 3-Point Field Goal %	1st	9th
• Turnover Margin	1st	13th
• Assist/Turnover Ratio	1st	16th
• Total Assists	2nd	2nd
• Scoring Offense	2nd	29th

THE MATCHUP

ARKANSAS RAZORBACKS (15-14, 8-8 SEC)

Head Coach: Mike Anderson (Tulsa '82)
Record at Arkansas: 101-62 (5th Season)
Overall Record: 301-160 (14th Season)



VS



ALABAMA CRIMSON TIDE (17-11, 8-8 SEC)

Head Coach: Avery Johnson (Southern '88)
Record at UA: 17-11 (1st Season)
Overall Record: 17-11 (1st Season)

THE #FASTEST40 FACTS

• The Razorbacks are tied with Vanderbilt for the second-longest winning streak in the league at three games, while SEC leader No. 20 Texas A&M leads the pack with four straight victories.

• Arkansas leads the SEC and ranks No. 9 in the country in three-point field goal percentage at .407 and is on pace to break the school record of .395 set during the 1992-93 season.

• Arkansas and Michigan State are the only high-major programs in the country with 75-plus made three pointers by two different players.

• Arkansas is the only high-major program in the country with three players averaging 15-plus points per game, as Dusty Hannahs (16.2), Moses Kingsley (16.1) and Anthlon Bell (15.9) all rank in the top 11 in the SEC in scoring.

• Over the last four games, the Arkansas bench has a 111-34 edge on its opponent, including a 59-9 advantage over the last two contests.

• Jabril Durham has been the ultimate floor general over the last four games, dishing out 25 assists without committing a turnover. During the same stretch he is 7-for-14 from three-point range. His 184 assists this year rank sixth all-time for a single season.

• Anthlon Bell ranks second in the SEC in three-point field goal percentage (.452) and third in three-pointers made with 84. His 84 treys are the ninth-most in school history for a single season.

GAMEDAY INFORMATION

DATE: Wednesday, March 2, 2016 | 8 p.m. CT
LOCATION: Coleman Coliseum (Tuscaloosa, Ala.)
TV: SEC Network | WatchESPN
TALENT: Mike Morgan (PXP), Joe Dean, Jr. (Analyst)
RADIO: Razorback/IMG Sports Network
TALENT: Chuck Barrett (PXP), Scotty Thurman (Analyst)
STATS: RollTide.com | Gametracker
SOCIAL: @RazorbackMBB | #Fastest40 | #WeHogs
SERIES RECORD: Arkansas leads 30-28
UP NEXT: South Carolina - Saturday, March. 5 at 4 p.m. CT

#BEASTMO

• Kingsley has four double-doubles in the last five games and is one of four high-major players in the country with 15-plus double-doubles on the year.


• Kingsley is one of four high-major players in the country averaging at least 16.0 points and 9.0 rebounds per game this season.

• The Abuja, Nigeria, native has been named one of 10 finalists for the Kareem Abdul-Jabbar Award as the nation's top center.




ARKANSAS PROJECTED STARTING LINEUP

POINTS
6.6
BOARDS
3.5
DIMES
6.3
STEALS
1.7




JABRIL DURHAM
#4 | SR | G | 6-1 | 185
@Humble_Hog4 | #JaBrilliant

POINTS
15.9
BOARDS
3.0
FG%
.436
3FG
84-186



ANTHLON BELL
#5 | SR | G | 6-3 | 185
@_Anthill | #NylonBell

POINTS
16.2
BOARDS
2.4
FT%
.864
3FG
75-167



DUSTY HANNAHS
#3 | R-JR | G | 6-3 | 203
@D_Hannahs | #SplashZone

POINTS
16.1
BOARDS
9.3
FG%
.557
BLOCKS
69





MOSES KINGSLEY
#33 | JR | C | 6-10 | 230
@KingMoses_ | #BeastMo

POINTS
2.9
BOARDS
2.8
BLOCKS
23
FG
32-94



KEATON MILES
#55 | SR | F | 6-7 | 212
@keatonmiles

#FASTEST40



QUICK FACTS

About Arkansas

Location.....	Fayetteville, Ark.
Enrollment.....	26,300
Founded.....	1871
Colors.....	Cardinal (PMS 201) and White
Nickname.....	Razorbacks
Conference.....	Southeastern (SEC)
Arena (Capacity).....	Bud Walton Arena (19,200)

Administration

Chancellor.....	Dr. Joseph E. Steinmetz
System President.....	Dr. Donald R. Bobbitt
Athletic Director.....	Jeff Long
Faculty Representative.....	Dr. Sharon Hunt

Communications

Associate Communications Director.....	David Beall
Email.....	jdb048@uark.edu
Office Phone.....	479-575-3114
Cell Phone.....	479-445-5336
Twitter.....	@Beall_sid
Secondary Contact.....	Bryan Fyalkowski
Email.....	bffyalko@uark.edu
Office Fax.....	479-575-7481
Athletic Website.....	ArkansasRazorbacks.com
Bud Walton Arena Press Row.....	479-575-6622
Arkansas Ticket Office.....	479-575-5151

Team Capsule

2014-15 Overall Record.....	27-9
2014-15 SEC Record (Finish).....	13-5 (2nd)
Postseason.....	NCAA, Third Round
Home Record.....	17-2
Road Record.....	7-5
Neutral.....	3-2
Longest 2014-15 Winning Streak.....	7
Last 5 Games.....	3-2
Letterwinners Returning/Lost.....	7/6
Starters Returning/Lost.....	1/4

History

First Year.....	1923-24
All-Time Record (Years).....	1,620-915 (93rd)
Overall Conference Championships.....	24
(2 SEC, 22 Southwest Conference)	
SEC Record (Years).....	213-194 (25th)
SEC Overall Championships.....	2 (1992, 1994)
SEC Division Championships.....	4
(1992, 1993, 1994, 1995)	
SEC Tournament Record (App.).....	22-23 (24)
SEC Tournament Championships.....	1 (2000)
NCAA Tournament Bids.....	31*
NCAA Tournament Record (App.).....	41-30 (30)
National Championships.....	1 (1994)
National Runner-Up.....	1 (1995)
NCAA Final Fours.....	6 (1941, 1945, 1978, 1990, 1994, 1995)
NCAA Elite Eight.....	6 (1978, 1979, 1990, 1994, 1995)
NCAA Sweet Sixteen.....	10
(1978, 1979, 1981, 1983, 1990, 1991, 1993, 1994, 1995, 1996)	
NIT Record (App.).....	5-4 (3)

* - Arkansas also received a bid in 1944 but was unable to participate due to a car accident. Total number of appearances is 30.

STARTING FIVE >>

#4 || Jabril Durham (G)

- Has 25 assists and no turnovers over the last four games.
- Is second in the SEC and ranks No. 12 in the country with 6.3 assists per game.
- Has six of the 17 double-digit assist games in the SEC this year.
- Is the first Razorback in 20 years with consecutive games of six-plus assists and no turnovers.
- Scored a career-high 17 points against Missouri (Feb. 20) and added six assists and no turnovers.
- Is the only player in the country to record two games of 10-plus points and assists and five-plus steals.

#5 || Anthlon Bell (G)

- With 24 points at Florida on Feb. 3 he became the 39th 1,000 point scorer in program history.
- Ranks currently ranks 29th in program history with 1,103 career points.
- Has made 23 consecutive foul shots over the last eight games.
- Has 232 career three-pointers, five ahead of Todd Day and good for fourth in school history.
- Has made a three-pointer in all 29 games and made two-plus treys in 23 of 29 games.
- Ranks No. 2 in the SEC in three-point field goal percentage (.452) and No. 3 in three-point field goals made (84).

#3 || Dusty Hannahs (G)

- Is averaging 18.5 points the last four games after averaging 2.5 the previous two contests.
- Has scored 20-plus points in seven of the last 15 games and a team-best 12 times this year.
- Is 14-of-28 from behind the arc the last four games.
- Has made 32 of 36 free throws over the last nine games and leads the SEC with a .864 free throw percentage.
- Scored 21 points in the first half against Texas Tech, turning a 10-point deficit into a four-point lead in nine minutes.
- Has started 17 games and come off the bench 12 times.

#33 || Moses Kingsley (F)

- Name the SEC Player of the Week on Feb. 1 after averaging 17.5 points and 11 rebounds in two home wins.
- Is one of four high-major players in the country averaging at least 16.0 points and 9.0 rebounds per game this season.
- Is averaging 11.0 rebounds and 16.8 points per game over the last five contests.
- Has four double-doubles in the last five games.
- Is one of four high-major players in the country with 15-plus double-doubles on the year.
- One of 10 finalists for the Kareem Abdul-Jabbar Award as the nation's top center.
- Has scored in double figures in 27 of the 29 games this season reached the 20-point mark seven times.

#55 || Keaton Miles (F)

- Has started 22 of 29 games this year.
- Tied a career-high with four blocks last time out against Missouri (Feb. 20).
- Led the team with eight rebounds at Mississippi State (Feb. 9).
- Tallied a career-high four blocks in only nine minutes in upset win over No. 5 Texas A&M (Jan. 27).

OFF THE PINE >>

#1 || Trey Thompson (F)

- Is 12 for his last 15 from the field over the last four games.
- Has pulled down at least four rebounds in each of the last three games.
- Has played 20-plus minutes in three of the last four contests.
- Had a career game against LSU on Tuesday, scoring a career-high 13 points.

#21 || Manuele Watkins (F)

- Made his ninth career start at Ole Miss (Feb. 13).
- Has recorded 10 assists over the last four games.
- Scored six points in upset win over No. 5 Texas A&M (Jan. 27).
- Has six double-digit scoring games in his career, all coming this season.
- Made his first collegiate start against North Florida (Dec. 22) and scored 11 points.

#24 || Jimmy Whitt (G)

- Had a career-high 15 points against Mizzou (Jan. 12) in his return to Columbia.
- Is 9-of-15 from the field over the last three games.
- Has nine double-digit scoring efforts in his first 29 collegiate games.
- Has made a career-high two three-pointers twice in the last seven games.

#31 || Anton Beard (G)

- Reinstated to the program on Nov. 16 following resolutions in the legal and the campus judicial processes.
- Joined team-related activities and practice on Nov. 16.
- Has 11 assists and three turnovers over the last five games.
- Scored a career-high 18 points at Georgia (Jan. 23).
- Has seven double-digit scoring efforts in 14 games this season.
- Tallied a career-high tying five assists at Dayton (Dec. 30).

#50 || Willy Kouassi (C)

- Made his first start as a Razorback against Tennessee (Feb. 6).
- Recorded season-highs of points (12), rebounds (9) and minutes (18) against Northwestern State (Dec. 1).
- Has recorded a block in 56 of his 111 collegiate games.

2015-16 TRENDS

Record Breakdown

At Home (Bud Walton Arena)	12-3
At Home (Verizon Arena)	0-1
On The Road	2-8
Neutral	0-2
White Uniforms	12-4
Cardinal Uniforms	1-8
Anthractive Uniforms	1-1

Halftime/Leads/Overtime

Leading at the half, home	12-0
Leading at the half, road/neutral	2-3
Tied at the half, home	0-1
Tied at the half, road/neutral	0-0
Trailing at the half, home	0-3
Trailing at the half, road/neutral	0-7
Games decided by 5 points or fewer	2-7
Games decided by 6-10 points	2-2
Leading with 5:00 left	12-4
Leading with 2:00 left	12-3
Overtime games	2-3

Offense

Scoring less than 70 points	0-6
Scoring 70-79 points	3-3
Scoring 80-89 points	6-5
Scoring 90-99 points	4-0
Scoring 100+ points	1-0
2 Players Or less in Double Figures	0-2
3 Players in Double Figures	4-4
4 Players in Double Figures	6-8
5 Players in Double Figures	3-0
6 Players in Double Figures	0-0
7 Players in Double Figures	1-0
1 Player Scores 20 Points	3-3
2 Players Score 20 Points	7-2
When shooting 50 percent or higher	8-0
When shooting less than 50 percent	6-14

Rebounding/Turnovers

When outrebounding opponent	9-3
When outrebounded	3-11
When rebounds are even	2-0
When grabbing 10+ offensive reb	8-11
When forcing 15+ turnovers	4-7
When committing less than 15 turnovers	13-12
When committing 15+ turnovers	1-2

Top Scorers (Includes Ties)

Moses Kingsley	5-4
Anthlon Bell	3-6
Dusty Hannahs	9-4
Jimmy Whitt	0-1

Top Rebounders (Includes Ties)

Moses Kingsley	13-13
Trey Thompson	2-0
Jabril Durham	1-0
Anthlon Bell	1-0
Manuale Waktins	1-0
Keaton Miles	0-1

Days Of The Week

Monday	0-0
Tuesday	5-1
Wednesday	1-4
Thursday	0-2
Friday	2-2
Saturday	6-5
Sunday	0-0

Months

In November	2-3
In December	4-3
In January	5-4
In February	4-4
In March	0-0

WELCOME TO THE #SPLASHZONE >>

• Anthlon Bell and Dusty Hannahs have combined to hit 159 three-pointers, making them the No. 1 three-point shooting tandem in the SEC. Bell has hit a three-pointer in all 29 contests this year and Hannahs has connected in 25 of 29 games.

• The Razorbacks have the top two single-game three-point field goal percentages in school history this season, shooting 9-for-13 (.692) against Evansville on Dec. 8 and 16-for-24 (.667) against Mississippi State on Jan. 9.

• The Razorbacks have made at least four three-pointers in 70 of the last 77 games dating back to the 2013-14 season, including 27 of 29 games this season.

• Against Mississippi State (Jan. 9), Arkansas' 16-for-24 performance made it the third team in the country to make 16-plus threes and shoot at least 66.7 percent while doing so.

• Arkansas has made at least one three-pointer in 903 consecutive games dating back to an 0-for-2 performance against Texas on Jan. 7, 1989.

THREE'S COMPANY >>

• Arkansas has three starters shooting above 80-percent from the free throw line with Dusty Hannahs (.864), Anthlon Bell (.843) and Jabril Durham (.813). The last time the Razorbacks had three starters complete a season shooting 80-percent from the charity stripe came during the 1974-75 season.

HELP YOURSELF >>

• Jabril Durham is one of eight players in the country with six double-digit assist games this season. He has six of the 17 double-digit assist performances in the SEC this year and ranks No. 12 in the nation with 6.3 assists per game. Durham is the only player in the country with multiple games of 10 points, 10 assists and five steals.

THANKS EDDIE >>

• On Saturday Feb. 20, former Arkansas men's basketball head coach Eddie Sutton was honored with a banner recognizing his Hall of Fame career at Bud Walton Arena during a special ceremony at halftime of the Missouri game.

• Sutton spent 36 years as a NCAA Division I basketball coach and became the first coach to take four schools to the NCAA Tournament. In 1974, Sutton took over the Arkansas program and over the next 11 seasons, he compiled a record of 260-75, including five Southwest Conference championships, nine NCAA tournament appearances and a Final Four appearance in 1978.

#BEASTMO FOR REAL >>

• Moses Kingsley is the first Razorback in 20 years to record a game of 20 points, 10 rebounds and five blocks, and the junior has accomplished the feat twice this season. He is one of three players in the country to reach the stat line multiple times this year, joined by New Mexico State's Pascal Siakam and Louisiana-Lafayette's Shawn Long.

FROM YEAR-TO-YEAR >>

• Arkansas lost six players off last season's NCAA Tournament team, including four 1,000 point scorers. Without skipping a beat, Mike Anderson continues to develop players from one year to the next.

MOSES KINGSLEY				ANTHLON BELL				JABRIL DURHAM			
	14-15	15-16	DIFF.		14-15	15-16	DIFF.		14-15	15-16	DIFF.
MPG >>	10.9	29.3	+18.4	MPG >>	18.3	28.6	+10.3	MPG >>	10.0	27.7	+17.7
PPG >>	3.6	16.1	+12.5	PPG >>	7.9	15.9	+8.0	APG >>	1.4	6.3	+4.9

PORTIS IMPRESSION >>

• Through the first 29 games of the season, Moses Kingsley is putting up nearly identical numbers to SEC Player of the Year and 2015 NBA First Rounder Bobby Portis. #BeastMo has 15 double-doubles compared to 10 for Portis.

Player	PPG	RPG	Blocks	Assists	Steals	FG%	Minutes
Bobby Portis (14-15)	17.5	8.5	44	29	28	.563	850
Moses Kingsley (15-16)	16.1	9.3	69	38	33	.557	851

#NYLONBELL >>

• After leading Arkansas in three-point shooting each of the last three years, senior Anthlon Bell is on the brink of joining Pat Bradley (1995-99) as the only players in program history to lead Arkansas in three-pointers made for four consecutive seasons. He currently leads Dusty Hannahs by nine treys for the team lead.

SEC ROAD WARRIORS >>

• Arkansas has road wins over nine different SEC opponents in the last three years, tied for third in the league behind Kentucky (13) and Florida (10). The Razorbacks can tie Florida and make it 10 victories Wednesday at Alabama.

												
W	W	W	W	W	W	W	W	W	W	W	W	W
2015-16	2014-15	2013-14	2014-15	2013-14	2014-15	2015-16	2014-15	2014-15	WED 8 P.M.	L 57-56 in 2014-15	L 76-74 in 2015-16	L 2015-16



A LEGEND IN THE SEC >>

• Former Arkansas great Pat Bradley has been named an Allstate® SEC Legend the conference office announced on Feb. 19. He will be recognized at the 2016 SEC Tournament in Nashville, Tenn.

• A four-time letterman from 1996-99, Bradley earned All-SEC honors in 1997 and 1998. He is fifth on Arkansas' career scoring list with 1,765 points, leading the Razorbacks in scoring for three consecutive seasons. He holds the school record for career three-pointers made (366), is 11th on Arkansas' career field goals made list (576) and led the team in free throw shooting all four years. His .858 career free throw percentage is the third-best in school history.

RIGHT ON PACE >>

• Jabril Durham is on pace to record 203 assists this season and finish 16 assists shy of the school record, which is currently held by Kareem Reid with 219 helpers in 1995-96.

• Anthlon Bell is on pace to knock down 93 three-pointers and finish nine treys shy of Scotty Thurman's single season record of 102 treys in 1994-95. Bell's career total is currently the fourth-best in program history.

• With last Tuesday's victory against LSU, head coach Mike Anderson earned his 100th career victory at Arkansas and his 300th win overall. He is the seventh coach in program history to reach 100 wins at the helm of the Razorbacks.

RECORD WATCH IN 2015-16 >>

• With 24 points at Florida on Feb. 3, Anthlon Bell became the 39th player in program history to score 1,000 career points. He is currently 29th in school history with 1,103 points.

• Bell has 232 career three-point field goals, which is good for fourth place in school history. Against LSU last Tuesday, he used two treys to pass the program's all-time leading scorer, Todd Day.

• With four more blocks Saturday at Tennessee, Moses Kingsley has 156 career blocks to rank fifth in school history. His 69 blocks this year lead the SEC and ranks 18th nationally.

PERFECTION IN THE PALACE >>

• During the Mike Anderson era, Arkansas has posted a record of 79-11 inside Bud Walton Arena, marking the third-most home wins in the country during this span behind Kentucky and Ohio State.

• The Razorbacks are 13-3 in Bud Walton Arena this season and have held a double-digit lead in all 13 victories, including a 20-point edge against seven teams.

#PROHOGS >>

• Arkansas has had 27 former players go on to play in the NBA, including four this season as listed below.

Player	Team	Years	Draft	Notables
Joe Johnson	Heat	16th	2001 - 10th (BOS)	7X All-Star Earned \$173 million
Sonny Weems	Suns	4th	2008 - 39th (CHI)	Back in NBA for first time since 2010-11
Patrick Beverley	Rockets	4th	2009 - 42nd (LAL)	Averaging 9.2 points per game
Bobby Portis	Bulls	1st	2015 - 22nd (CHI)	Averaging 7.5 points per game

SEC STANDINGS

SEC	W-L	GB	PCT	W-L	PCT	STRK
#20 Texas A&M	11-5	--	.688	22-7	.759	W4
#22 Kentucky	11-5	--	.688	21-8	.724	L1
South Carolina	10-6	1	.625	23-6	.793	L1
Vanderbilt	10-6	1	.625	18-11	.621	W3
LSU	10-6	1	.625	17-12	.586	W1
Florida	8-8	3	.500	17-12	.586	L3
Ole Miss	8-8	3	.500	18-11	.621	L1
Alabama	8-8	3	.500	17-11	.607	W1
Georgia	8-8	3	.500	15-12	.556	W1
Arkansas	8-8	3	.500	15-14	.517	W3
Tennessee	6-10	5	.375	13-16	.448	L2
Mississippi State	6-10	5	.375	13-15	.464	W1
Auburn	5-11	6	.313	11-17	.393	L1
Missouri	3-13	8	.188	10-19	.345	L3

AWARD WATCH

Player	Award	Date
Anthlon Bell	SEC Player of the Week	Jan. 11, 2016
Moses Kingsley	SEC Player of the Week	Feb. 2, 2016
Moses Kingsley	Kareem Abdul-Jabbar Award Finalist	Feb. 5, 2016

IN THE POLLS

Associated Press Poll - (Feb. 29)

RK	TEAM	RECORD	POINTS
1	Kansas (63)	25-4	1,623
2	Michigan State (2)	24-5	1,510
3	Villanova	25-4	1,479
4	Virginia	22-6	1,405
5	Xavier	25-4	1,356
6	Oklahoma	22-6	1,297
7	Miami (FL)	23-5	1,211
8	North Carolina	23-6	1,205
9	Oregon	23-6	1,065
10	West Virginia	22-7	1,056
11	Louisville	22-7	822
12	Indiana	23-6	819
13	Utah	23-7	751
14	Maryland	23-6	733
15	Purdue	22-7	613
16	Iowa	20-8	572
17	Duke	21-8	495
18	Arizona	22-7	450
19	Baylor	21-8	447
20	Texas A&M	22-7	419
21	Iowa State	20-9	413
22	Kentucky	21-8	405
23	Texas	19-10	338
24	SMU	24-4	196
25	California	21-8	178

Others receiving votes: Wisconsin 93, Seton Hall 60, Wichita St 43, Saint Joseph's 29, Notre Dame 14, Texas Tech 12, Cincinnati 4, Vanderbilt 3, Saint Mary's 3, Arkansas-Little Rock 2, Valparaiso 2, Dayton 1, Stephen F. Austin 1

USA Today Coaches Poll - (Feb. 29)

RK	TEAM	RECORD	POINTS
1	Kansas (31)	25-4	799
2	Villanova	25-4	734
3	Michigan State (1)	24-5	733
4	Virginia	22-6	673
5	Xavier	25-4	637
6	Oklahoma	22-6	623
7	Miami (FL)	23-5	607
8	North Carolina	23-6	584
9	West Virginia	22-7	518
10	Oregon	23-6	510
11	Indiana	23-6	434
12	Maryland	23-6	405
13	Purdue	22-7	330
13	Utah	23-7	330
15	Iowa	20-8	321
16	Arizona	22-7	307
17	Baylor	21-8	288
18	Texas A&M	22-7	261
19	Kentucky	21-8	226
20	Iowa State	20-9	221
21	Duke	21-8	211
22	Texas	19-10	187
23	Wichita St	23-7	68
24	Saint Mary's	24-4	61
25	California	21-8	58

Others receiving votes: Wisconsin 52, Notre Dame 42, Seton Hall 39, Texas Tech 36, Providence 28, Pittsburgh 17, Saint Joseph's 17, South Carolina 16, Dayton 14, Valparaiso 6, St Bonaventure 4, Colorado 2, Arkansas-Little Rock 1

MISCELLANEOUS STATISTICS

Double-Figure Scoring Games

Player	12-13	13-14	14-15	15-16	Career
Anthlon Bell	5	8	13	25	51
Dusty Hannahs	7	11	--	26	43
Moses Kingsley	--	2	2	27	31
Anton Beard	--	--	8	7	15
Jimmy Whitt	--	--	--	9	9
Jabril Durham	--	--	0	7	7
Willy Kouassi	--	2	3	1	6
Manuale Watkins	--	--	0	6	6
Trey Thompson	--	--	0	2	2

20-Point Scoring Games

Player	12-13	13-14	14-15	15-16	Career
Dusty Hannahs	1	1	--	12	14
Anthlon Bell	0	2	2	8	12
Moses Kingsley	--	0	0	8	8

30-Point Scoring Games

Player	12-13	13-14	14-15	15-16	Career
--	--	--	--	--	--

3 + Three-Pointers in a Game

Player	12-13	13-14	14-15	15-16	Career
Anthlon Bell	6	7	10	15	38
Dusty Hannahs	6	4	--	17	27
Anton Beard	--	--	2	1	3
Jabril Durham	--	--	1	1	2

5 + Three-Pointers in a Game

Player	12-13	13-14	14-15	15-16	Career
Anthlon Bell	1	3	2	5	11
Dusty Hannahs	--	1	--	3	4

Double Figure Rebounding Games

Player	12-13	13-14	14-15	15-16	Career
Moses Kingsley	--	1	0	15	16

Double-Doubles

Player	12-13	13-14	14-15	15-16	Career
Moses Kingsley	--	1	0	15	16
Jabril Durham	--	--	0	3	3

5 + Assist Games

Player	12-13	13-14	14-15	15-16	Career
Jabril Durham	--	--	2	23	25
Anton Beard	--	--	3	1	4
Manuale Watkins	--	0	1	1	2
Moses Kingsley	--	0	1	0	1
Anthlon Bell	0	0	0	1	1
Trey Thompson	--	--	0	1	1

3 + Steals in a Game

Player	12-13	13-14	14-15	15-16	Career
Jabril Durham	--	--	0	7	7
Manuale Watkins	--	0	3	2	5
Anton Beard	--	--	4	0	4
Moses Kingsley	--	0	0	3	3
Anthlon Bell	0	0	1	1	2

3 + Blocks in a Game

Player	12-13	13-14	14-15	15-16	Career
Moses Kingsley	--	7	5	9	21
Willy Kouassi	3	5	3	1	12
Keaton Miles	0	0	0	4	4
Trey Thompson	--	--	0	2	2

THE OPPONENT >>

• Alabama is 17-11 on the year with an 8-8 record in SEC play. The Crimson Tide is coming off a 65-57 victory over rival Auburn on Saturday, which snapped a two-game losing streak. Prior to that, the Crimson Tide was on its hottest run of the season, a five-game win streak that included wins at Florida and LSU and a home victory over Texas A&M. Alabama boasted a 9-3 non-conference record, highlighted by wins against Wichita State and Notre Dame in the 2015 Advocate Invitational in Orlando, Florida over Thanksgiving weekend.

• Senior guard Retin Obasohan leads the Crimson Tide at 17.4 points per game, while adding four rebounds, 2.7 assists and a team-best 1.4 steals. Junior forward Shannon Hale (10.8) and graduate senior guard Arthur Edwards (9.2) also average at or near double figures for Alabama. The team's leading rebounder averages only 5.9, but the Crimson Tide has six players grabbing four-plus boards per contest. Alabama is third in the SEC, allowing 67.1 points per game and holding opponents to a 32.1 percent mark from beyond the arc.

• Head coach Avery Johnson is in his first season with the Crimson Tide, but brings a 254-186 (.577) NBA coaching record to Tuscaloosa in stints with the Dallas Mavericks and Brooklyn/New Jersey Nets. He was the 2006 NBA Coach of the Year, leading the Mavericks to a 60-22 record and an appearance in the NBA Finals. While playing at Southern University, Johnson set the NCAA Division I records for highest single-season assist average (13.3) and highest career assist average (12.0).

SERIES NOTES >>

• Arkansas leads the all-time series 30-28, but the series is tied 24-24 since the Razorbacks joined the SEC for the 1991-92 season.

• Arkansas has five 30-point games against Alabama in the series history, including a 35-point performance by Bobby Portis on Feb. 5 2014 to set the freshman scoring record. Michael Qualls followed last year and scored 30 against the Crimson Tide.

• The Razorbacks pulled down 51 rebounds against Alabama in 1998, the second-most rebounds in an SEC game in program history.

CONNECTIONS >>

• Alabama Head Coach Avery Johnson coached former Arkansas player Joe Johnson in the 2012-13 season with the Brooklyn Nets.

• Alabama junior guard/forward Nick King and Arkansas senior guard Anthlon Bell are both from Memphis, Tennessee.

THE LAST 30 MEETINGS >>

Date	Rank	Opponent	Result	Location
01/22/2015	--	Alabama*	W, 93-91 (OT)	Fayetteville, Ark.
03/08/2014	--	at Alabama*	L, 83-58	Tuscaloosa, Ala.
02/05/2014	--	Alabama*	W, 65-58	Fayetteville, Ark.
01/31/2013	--	at Alabama*	L, 59-56	Tuscaloosa, Ala.
02/23/2012	--	Alabama*	L, 79-68	Fayetteville, Ark.
01/28/2012	--	at Alabama*	L, 72-66	Tuscaloosa, Ala.
02/19/2011	--	at Alabama*	L, 69-56	Tuscaloosa, Ala.
01/15/2011	--	Alabama*	W, 70-65	Fayetteville, Ark.
02/13/2010	--	at Alabama*	L, 73-68	Tuscaloosa, Ala.
01/16/2010	--	Alabama*	W, 71-59	Fayetteville, Ark.
02/25/2009	--	at Alabama*	L, 88-67	Tuscaloosa, Ala.
01/29/2009	--	Alabama*	W, 89-80	Fayetteville, Ark.
02/27/2008	--	at Alabama*	L, 59-56	Tuscaloosa, Ala.
01/13/2008	--	Alabama*	W, 71-67 (OT)	Fayetteville, Ark.
01/27/2007	--	at #12 Alabama*	W, 63-57	Tuscaloosa, Ala.
01/06/2007	--	#8 Alabama*	W, 88-61	Fayetteville, Ark.
02/21/2006	--	Alabama*	W, 65-63	Fayetteville, Ark.
01/18/2006	--	at Alabama*	L, 78-75 (OT)	Tuscaloosa, Ala.
02/16/2005	--	at #16 Alabama*	L, 72-63	Tuscaloosa, Ala.
01/11/2005	--	#21 Alabama*	L, 64-61	Fayetteville, Ark.
03/03/2004	--	Alabama*	L, 72-68 (OT)	Fayetteville, Ark.
01/14/2004	--	at Alabama*	L, 81-65	Tuscaloosa, Ala.
02/05/2003	--	#22 Alabama*	W, 81-70	Fayetteville, Ark.
01/08/2003	--	at #4 Alabama*	L, 61-51	Tuscaloosa, Ala.
02/20/2002	--	#5 Alabama*	W, 67-59	Fayetteville, Ark.
01/30/2002	--	at #7 Alabama*	L, 109-94	Tuscaloosa, Ala.
02/28/2001	--	at #20 Alabama*	W, 66-63	Tuscaloosa, Ala.
01/20/2001	--	#15 Alabama*	W, 87-58	Fayetteville, Ark.
02/09/2000	--	Alabama*	W, 81-66	Fayetteville, Ark.
01/19/2000	--	at Alabama	L, 73-64	Tuscaloosa, Ala.

THE LAST TIME ARKANSAS

Scored 100+ points:

12/01/2015 - 117 vs. Northwestern St.

Scored 100+ points in an SEC game:

02/10/2015 - 101 vs. Auburn

Scored fewer than 50 points:

02/09/2016 - 46 at Mississippi State

Played in an overtime game:

01/30/2016 vs Texas Tech, W, 75-68 (OT)

Played in a double-overtime game:

01/16/2013 vs. Auburn, W, 88-80 (2 OT)

Played in a triple-overtime game:

02/09/1980 vs. Houston, L, 90-84 (3 OT)

Beat an AP Top 25-ranked opponent:

01/27/2016 vs. #5 Texas A&M, W, 74-71

Beat an AP Top 10 team:

01/27/2016 vs. #5 Texas A&M, W, 74-71

Beat an AP Top 5 team:

01/27/2016 vs. #5 Texas A&M, W, 74-71

Beat an AP Top 25 team on the road:

02/27/2014 @ #17 Kentucky, W, 71-67 (OT)

Beat an AP Top 5 team on the road:

02/09/1994 @ #4 Kentucky, W, 90-82

Made 15+ three-pointers in a game:

01/09/2016 - 16 vs. Mississippi State

Made 25+ free throws in a game:

01/05/2016 - 26 (of 35) vs Vanderbilt

THE LAST TIME AN ARKANSAS PLAYER

Scored 30-39 points in a game:

01/22/2015 - 30 by Michael Qualls vs. Alabama

Scored 40-49 points in a game:

01/11/1992 - 43 by Todd Day vs. LSU

Scored 50+ points in a game:

11/13/2009 - 51 by Rotnei Clarke vs. Alcorn St.

Recorded a double-double (points and rebounds):

02/23/2016 - 21 points and 12 rebounds by Moses Kingsley vs. LSU

Had 15+ rebounds in a game:

03/07/2015 - 15 by Bobby Portis vs. LSU

Had 20+ rebounds in a game:

11/21/1997 - 23 by Nick Davis vs. Jackson St.

Made 5+ three-pointers in a game:

01/09/2016 - 8 (on 13 attempts) by Dusty Hannahs vs Mississippi State

Made 10+ free throws in a game:

12/09/2015 - 10 (on 10 attempts) by Dusty Hannahs vs. Evansville

Recorded a double-double (points and assists):

02/17/2016 - 12 points and 10 assists by Jabril Durham vs. Auburn

Had 10+ assists in a game:

02/17/2016 - 10 by Jabril Durham vs. Auburn

Had 5+ blocks in a game:

12/22/2015 - 5 by Moses Kingsley vs. North Florida

Had 5+ steals in a game:

01/09/2016 - 6 by by Jabril Durham vs. Mississippi State

ARKANSAS >> GAME HIGHS

POINTS	117	NORTHWESTERN STATE (12/01/15)
	97	NORTH FLORIDA (12/22/15)
FIELD GOALS MADE	44	NORTHWESTERN STATE (12/01/15)
	42	NORTH FLORIDA (12/22/15)
FIELD GOAL ATTEMPTS	79	NORTH FLORIDA (12/22/15)
	79	NORTHWESTERN STATE (12/01/15)
FIELD GOAL PERCENTAGE	.627 (37-59)	at Mizzou (01/12/16)
	.557 (44-79)	NORTHWESTERN STATE (12/01/15)
3 PT FIELD GOALS MADE	16	MISSISSIPPI STATE (01/09/16)
	10	MIZZOU (02/20/16)
	10	at Florida (02/03/16)
3 PT FG ATTEMPTS	26	MIZZOU (02/20/16)
	25	AUBURN (02/17/16)
3 PT FG PERCENTAGE	.692 (9-13)	EVANSVILLE (12/08/15)
	.667 (16-24)	MISSISSIPPI STATE (01/09/16)
FREE THROWS MADE	26	VANDERBILT (01/05/16)
	26	AKRON (11/18/15)
FREE THROW ATTEMPTS	35	VANDERBILT (01/05/16)
	32	AKRON (11/18/15)
FREE THROW PERCENTAGE	.875 (14-16)	vs Stanford (11/27/15)
	.842 (16-19)	at Wake Forest (12/04/15)
REBOUNDS	52	NORTH FLORIDA (12/22/15)
	47	MIZZOU (02/20/16)
ASSISTS	27	NORTH FLORIDA (12/22/15)
	24	NORTHWESTERN STATE (12/01/15)
STEALS	15	AUBURN (02/17/16)
	15	VANDERBILT (01/05/16)
BLOCKED SHOTS	13	TENNESSEE TECH (12/12/15)
	9	MISSISSIPPI STATE (01/09/16)
TURNOVERS	16	MISSISSIPPI STATE (01/09/16)
	16	at Dayton (12/30/15)
FOULS	27	at Florida (02/03/16)
	27	VANDERBILT (01/05/16)

ARKANSAS >> GAME LOWS

POINTS	46	at Mississippi State (02/09/16)
	60	at Ole Miss (02/13/16)
FIELD GOALS MADE	16	at Mississippi State (02/09/16)
	18	at Ole Miss (02/13/16)
FIELD GOAL ATTEMPTS	52	EVANSVILLE (12/08/15)
	52	at Tennessee (02/27/16)
FIELD GOAL PERCENTAGE	.222 (16-72)	at Mississippi State (02/09/16)
	.316 (18-57)	at Ole Miss (02/13/16)
3 PT FIELD GOALS MADE	1	at Mississippi State (02/09/16)
	2	KENTUCKY (01/21/16)
3 PT FG ATTEMPTS	10	NORTH FLORIDA (12/22/15)
	10	at Mississippi State (02/09/16)
3 PT FG PERCENTAGE	.100 (1-10)	at Mississippi State (02/09/16)
	.167 (2-12)	KENTUCKY (01/21/16)
FREE THROWS MADE	7	at LSU (01/16/16)
	9	NORTH FLORIDA (12/22/15)
FREE THROW ATTEMPTS	11	at LSU (01/16/16)
	13	MISSISSIPPI STATE (01/09/16)
FREE THROW PERCENTAGE	.538 (14-26)	SOUTHERN UNIVERSITY (11/13/15)
	.563 (9-16)	NORTH FLORIDA (12/22/15)
REBOUNDS	26	vs Georgia Tech (11/26/15)
ASSISTS	3	at Mississippi State (02/09/16)
	12	KENTUCKY (01/21/16)
	12	at Ole Miss (02/13/16)
STEALS	3	KENTUCKY (01/21/16)
BLOCKED SHOTS	1	at Florida (02/03/16)
	2	NORTHWESTERN STATE (12/01/15)
	2	at Texas A&M (01/02/16)
	2	at Ole Miss (02/13/16)
TURNOVERS	6	at Mizzou (01/12/16)
	7	MIZZOU (02/20/16)
FOULS	16	EVANSVILLE (12/08/15)
	17	NORTHWESTERN STATE (12/01/15)
	17	MISSISSIPPI STATE (01/09/16)
	17	AUBURN (02/17/16)

ARKANSAS INDIVIDUAL >> GAME HIGHS

Points	26	Hannahs, Dusty vs Mississippi State (01/09/16)
	26	Bell, Anthlon vs Vanderbilt (01/05/16)
	26	Kingsley, Moses at Dayton (12/30/15)
	25	Hannahs, Dusty vs Texas Tech (01/30/16)
	25	Bell, Anthlon vs Mississippi State (01/09/16)
	25	Kingsley, Moses vs Vanderbilt (01/05/16)
Field Goals Made	11	Kingsley, Moses vs North Florida (12/22/15)
	9	Bell, Anthlon vs Auburn (02/17/16)
	9	Hannahs, Dusty at Georgia (01/23/16)
	9	Hannahs, Dusty vs Mississippi State (01/09/16)
	9	Bell, Anthlon vs Mississippi State (01/09/16)
	9	Kingsley, Moses vs Vanderbilt (01/05/16)
	9	Bell, Anthlon vs Vanderbilt (01/05/16)
	9	Kingsley, Moses at Dayton (12/30/15)
Field Goal Att.	20	Bell, Anthlon vs Akron (11/18/15)
	18	Bell, Anthlon vs Auburn (02/17/16)
	18	Hannahs, Dusty at Georgia (01/23/16)
	18	Bell, Anthlon vs Vanderbilt (01/05/16)
FG Pct (min 5 made)	1.000 (8-8)	Kingsley, Moses at Mizzou (01/12/16)
	1.000 (8-8)	Kingsley, Moses vs Southern University (11/13/15)
	1.000 (6-6)	Thompson, Trey vs LSU (02/23/16)
3-Point FG Made	8	Hannahs, Dusty vs Mississippi State (01/09/16)
	6	Bell, Anthlon vs Vanderbilt (01/05/16)
3-Point FG Att.	13	Hannahs, Dusty vs Mississippi State (01/09/16)
	13	Bell, Anthlon vs Akron (11/18/15)
3-Pt FG Pct (min 2 made)	1.000 (5-5)	Hannahs, Dusty vs Charleston Southern (11/20/15)
	1.000 (2-2)	Whitt, Jimmy vs Tennessee (02/06/16)
Free Throws Made	10	Hannahs, Dusty vs Evansville (12/08/15)
	9	Kingsley, Moses vs LSU (02/23/16)
	9	Hannahs, Dusty vs Vanderbilt (01/05/16)
Free Throw Att.	14	Kingsley, Moses vs Auburn (02/17/16)
	13	Kingsley, Moses vs LSU (02/23/16)
FT Pct (min 3 made)	1.000 (10-10)	Hannahs, Dusty vs Evansville (12/08/15)
	1.000 (8-8)	Hannahs, Dusty vs Texas Tech (01/30/16)
	1.000 (7-7)	Bell, Anthlon at Ole Miss (02/13/16)
	1.000 (5-5)	Hannahs, Dusty vs Georgia Tech (11/26/15)
	1.000 (5-5)	Hannahs, Dusty vs Akron (11/18/15)
	1.000 (4-4)	Bell, Anthlon vs Mizzou (02/20/16)
	1.000 (4-4)	Hannahs, Dusty vs Mizzou (02/20/16)
	1.000 (4-4)	Whitt, Jimmy vs Mizzou (02/20/16)
	1.000 (4-4)	Durham, Jabril vs Texas Tech (01/30/16)
	1.000 (4-4)	Hannahs, Dusty vs Texas A&M (01/27/16)
	1.000 (4-4)	Kouassi, Willy at Wake Forest (12/04/15)
	1.000 (4-4)	Bell, Anthlon vs Northwestern State (12/01/15)
	1.000 (4-4)	Kingsley, Moses vs Stanford (11/27/15)
	1.000 (4-4)	Watkins, Manuale vs Charleston Southern (11/20/15)
	1.000 (4-4)	Durham, Jabril vs Akron (11/18/15)
	1.000 (4-4)	Hannahs, Dusty vs Southern University (11/13/15)
	1.000 (3-3)	Beard, Anton at Tennessee (02/27/16)
	1.000 (3-3)	Watkins, Manuale vs Auburn (02/17/16)
	1.000 (3-3)	Whitt, Jimmy at Ole Miss (02/13/16)
	1.000 (3-3)	Hannahs, Dusty at Florida (02/03/16)
	1.000 (3-3)	Watkins, Manuale vs Texas Tech (01/30/16)
Rebounds	14	Kingsley, Moses vs Mercer (12/19/15)
	13	Kingsley, Moses at Ole Miss (02/13/16)
	13	Kingsley, Moses vs Tennessee Tech (12/12/15)
Assists	12	Durham, Jabril vs Mississippi State (01/09/16)
	11	Durham, Jabril vs Charleston Southern (11/20/15)
Steals	6	Durham, Jabril vs Mississippi State (01/09/16)
	5	Durham, Jabril vs Mercer (12/19/15)
	5	Durham, Jabril vs Northwestern State (12/01/15)
Blocked Shots	8	Kingsley, Moses vs Tennessee Tech (12/12/15)
	5	Kingsley, Moses vs North Florida (12/22/15)
	5	Kingsley, Moses vs Southern University (11/13/15)
Turnovers	6	Durham, Jabril vs Southern University (11/13/15)
	5	Kingsley, Moses at Ole Miss (02/13/16)
	5	Kingsley, Moses at Florida (02/03/16)
	5	Hannahs, Dusty at Dayton (12/30/15)
Minutes	40	Hannahs, Dusty vs Texas Tech (01/30/16)
	40	Kingsley, Moses at Dayton (12/30/15)
	39	Bell, Anthlon vs Texas Tech (01/30/16)
	39	Kingsley, Moses vs Mercer (12/19/15)
	38	Kingsley, Moses vs Vanderbilt (01/05/16)

LEADS & DEFICITS

Date	Opponent	Largest Lead	Largest Deficit	Time Led	Time Trailed	Time Tied	Outcome
11/13	Southern University	21 (2nd - 2:03)	1 (1st - 19:21)	37:31	2:16	0:13	W, 86-68
11/18	Akron	None	14 (2nd - 5:58)	0:00	39:09	0:51	L, 88-80
11/20	Charleston Southern	29 (2nd - 11:12)	1 (1st - 18:53)	38:45	0:00	1:15	W, 93-75
11/26	vs Georgia Tech	2 (1st - 2:58)	10 (1st - 9:09)	0:33	37:44	1:43	L, 83-73
11/27	vs Stanford	20 (1st - 10:35)	3 (2nd - 0:03)	38:41	0:38	0:41	L, 69-66
12/1	Northwestern State	46 (2nd - 6:46)	4 (1st - 17:28)	35:49	2:27	1:44	W, 117-78
12/04	at Wake Forest	2 (1st - 19:38)	14 (2nd - 18:15)	1:16	36:20	2:24	L, 88-85
12/08	Evansville	16 (2nd - 15:39)	8 (1st - 14:47)	28:20	9:09	2:31	W, 89-76
12/12	Tennessee Tech	26 (2nd - 1:19)	3 (1st - 19:46)	37:46	1:31	0:43	W, 83-57
12/19	Mercer%	5 (2nd - 17:19)	13 (2nd - 9:36)	5:46	31:07	8:07	L, 69-66 (OT)
12/22	North Florida	25 (2nd - 0:06)	None	39:39	0:00	0:21	W, 97-72
12/30	at Dayton	4 (OT - 2:39)	23 (1st - 9:46)	4:25	34:55	5:40	L, 85-81 (OT)
01/02	at #20 Texas A&M*	1 (1st - 11:01)	29 (2nd - 12:10)	0:30	38:50	0:40	L, 92-69
01/05	Vanderbilt*	13 (2nd - 18:48)	6 (1st - 17:12)	21:21	18:01	5:36	W, 90-85 (OT)
01/09	Mississippi State*	17 (2nd - 2:21)	2 (1st - 19:42)	36:58	2:00	1:02	W, 82-68
01/12	at Missouri*	33 (2nd - 0:48)	None	39:42	0:00	0:18	W, 94-61
01/16	at LSU*	7 (1st - 2:40)	6 (1st - 15:46)	15:18	16:36	8:06	L, 76-74
01/21	#23 Kentucky*	1 (1st - 19:34)	18 (2nd - 9:15)	0:28	38:45	0:26	L, 80-66
01/23	at Georgia*	8 (1st - 14:53)	8 (2nd - 12:40)	16:54	22:34	5:16	L, 76-73 (OT)
01/27	#5 Texas A&M*	10 (1st - 6:52)	1 (2nd - 13:33)	36:14	1:07	2:39	W, 74-71
01/30	Texas Tech	11 (2nd - 13:42)	12 (1st - 11:31)	16:34	24:44	3:42	W, 75-68 (OT)
02/03	at Florida*	5 (1st - 18:08)	12 (2nd - 4:51)	3:37	33:02	3:21	L, 87-83
02/06	Tennessee*	24 (2nd - 4:23)	None	39:31	0:00	0:29	W, 85-67
02/09	Mississippi State*	1 (1st - 14:17)	35 (2nd - 2:52)	0:09	38:48	1:03	L, 78-46
02/13	at Ole Miss*	11 (1st - 9:56)	18 (2nd - 1:00)	15:45	21:35	2:40	L, 76-40
02/17	Auburn*	9 (2nd - 13:55)	7 (1st - 10:22)	18:04	15:14	6:42	L, 90-86
02/20	Missouri*	17 (1st - 2:02)	None	39:51	0:00	0:09	W, 84-72
02/23	LSU*	20 (2nd - 2:49)	3 (1st - 16:23)	34:20	4:28	1:12	W, 85-65
02/27	at Tennessee*	11 (2nd - 9:03)	4 (1st - 19:06)	35:08	3:29	1:23	W, 75-65
03/02	at Alabama*	--	--	--	--	--	--
03/05	South Carolina*	--	--	--	--	--	--

% = North Little Rock, Ark. (Verizon Arena)

* = Conference game

PLUS/MINUS CUMULATIVE STATISTICS

Player	Minutes	PF	PA	+/-	+-/40	Gms	+-/Gm
Hannahs, Dusty	773:14	1621	1457	+164	+8.48	29	+5.66
Bell, Anthlon	831:29	1724	1589	+135	+6.49	29	+4.66
Durham, Jabril	801:14	1626	1512	+114	+5.69	29	+3.93
Thompson, Trey	440:09	831	749	+82	+7.45	26	+3.15
Kouassi, Willy	233:01	472	404	+68	+11.67	28	+2.43
Kingsley, Moses	851:26	1681	1631	+50	+2.35	29	+1.72
Miles, Keaton	432:11	794	766	+28	+2.59	29	+0.97
Whitt, Jimmy	522:05	960	936	+24	+1.84	29	+0.83
Watkins, Manuale	583:31	1102	1085	+17	+1.17	29	+0.59
Beard, Anton	419:53	752	771	-19	-1.81	20	-0.95

Total +/-: +656

STARTING LINEUPS

Date	Opponent	G	G	G	F	F	Outcome
11/13	Southern University	Hannahs	Durham	Whitt	Kingsley	Miles	W, 86-68
11/18	Akron	Hannahs	Durham	Whitt	Kingsley	Thompson	L, 88-80
11/20	Charleston Southern	Bell	Durham	Whitt	Kingsley	Miles	W, 93-75
11/26	vs Georgia Tech	Bell	Durham	Whitt	Kingsley	Miles	L, 83-73
11/27	vs Stanford	Bell	Durham	Whitt	Kingsley	Miles	L, 69-66
12/1	Northwestern State	Bell	Durham	Whitt	Kingsley	Miles	W, 117-78
12/04	at Wake Forest	Bell	Durham	Whitt	Kingsley	Miles	L, 88-85
12/08	Evansville	Bell	Durham	Whitt	Kingsley	Miles	W, 89-76
12/12	Tennessee Tech	Bell	Durham	Whitt	Kingsley	Miles	W, 83-57
12/19	Mercer%	Bell	Durham	Whitt	Kingsley	Miles	L, 69-66 (OT)
12/22	North Florida	Bell	Durham	Watkins	Kingsley	Miles	W, 97-72
12/30	at Dayton	Bell	Durham	Watkins	Kingsley	Miles	L, 85-81 (OT)
01/02	at #20 Texas A&M*	Bell	Durham	Watkins	Kingsley	Miles	L, 92-69
01/05	Vanderbilt*	Bell	Durham	Hannahs	Kingsley	Miles	W, 90-85 (OT)
01/09	Mississippi State*	Bell	Durham	Hannahs	Kingsley	Miles	W, 82-68
01/12	at Missouri*	Bell	Durham	Hannahs	Kingsley	Miles	W, 94-61
01/16	at LSU*	Bell	Durham	Hannahs	Kingsley	Miles	L, 76-74
01/21	#23 Kentucky*	Bell	Durham	Hannahs	Kingsley	Miles	L, 80-66
01/23	at Georgia*	Bell	Durham	Hannahs	Kingsley	Miles	L, 76-73 (OT)
01/27	#5 Texas A&M*	Bell	Durham	Hannahs	Kingsley	Watkins	W, 74-71
01/30	Texas Tech	Bell	Durham	Hannahs	Kingsley	Watkins	W, 75-68 (OT)
02/03	at Florida*	Bell	Durham	Hannahs	Kingsley	Watkins	L, 87-83
02/06	Tennessee*	Bell	Durham	Hannahs	Kouassi	Watkins	W, 85-67
02/09	Mississippi State*	Bell	Durham	Hannahs	Kingsley	Watkins	L, 78-46
02/13	at Ole Miss*	Bell	Durham	Hannahs	Kingsley	Watkins	L, 76-60
02/17	Auburn*	Bell	Durham	Beard	Kingsley	Kouassi	L, 90-86
02/20	Missouri*	Bell	Durham	Hannahs	Kingsley	Miles	W, 84-72
02/23	LSU*	Bell	Durham	Hannahs	Kingsley	Miles	W, 85-65
02/27	at Tennessee*	Bell	Durham	Hannahs	Kingsley	Miles	W, 75-65
03/02	at Alabama*	--	--	--	--	--	--
03/05	South Carolina*	--	--	--	--	--	--

% = North Little Rock, Ark. (Verizon Arena)

* = Conference game

#FASTEST40 BOUND



Jalen Barford
#1 JUCO in the Nation



Daryl Macon
#3 JUCO in the Nation



Arlando Cook
#5 JUCO in the Nation



Adrio Bailey
#50 Small Forward

ABOUT JALEN BARFORD >>

- Ranked as the No. 1 junior college transfer in the 2016 class, with a 94 percent composite rating by 247Sports.
- Plays at Motlow State Community College (Tenn.) where he averaged 20.6 points, 7.1 rebounds, 5.1 assists and 2.4 steals per game as a freshman.
- Opened the 2015-16 season earning back-to-back NJCAA National Player of the Week honors.
- Averaging 30.1 points, 7.8 rebounds and 4.0 assists per game through the first eight games of his sophomore season.
- Originally from Jackson, Tennessee, Barford attended South Side High School, where he was the West Tennessee Player of the Year as a senior.
- Led high school team to the Class AA State Championship, while averaging 22.5 points, three assists and three steals per game.

ABOUT DARYL MACON >>

- Ranked the No. 3 junior college transfer in the 2016 class, with a 93 percent composite rating by 247Sports.
- Plays at Holmes Community College (Miss.), where he averaged 23 points, 4.1 rebounds and 3.1 assists per game as a freshman.
- Shot 88.5 percent from the free throw line as a freshman to rank No. 4 in the country at the NJCAA level.
- Had four 30-point games as a freshman and earned Region XXIII Player of the Year honor and was named NJCAA All-American First Team.
- Is a Little Rock, Arkansas, native and graduated from Parkview High School in 2014 after averaging 21 points per game as a senior.

ABOUT ARLANDO COOK >>

- Ranked as the No. 5 junior college transfer in the 2016 class, with a 92 percent composite rating by 247Sports.
- Plays at Connors State College (Okla.), where he averaged 11.4 points and 9.3 rebounds, while shooting 57.2 percent from the field as a freshman, leading the Cowboys to a 33-2 campaign.
- Had a career-high 27 points in a 90-82 win over Northeastern Oklahoma A&M on March 6, 2015 and a career-high 17 rebounds in an 87-66 win at Carl Albert State on Jan 22, 2015.
- Played AAU for the Gym Rats in his hometown of St. Louis.
- Went to high school at Madison Prep, averaging 13.8 points, 9.3 rebounds and 1.9 blocks per game, while shooting 61 percent field goals.

ABOUT ADRIO BAILEY >>

- Ranked as the No. 11 player in the state of Louisiana and the No. 50 small forward in the 2016 class by Rivals.com.
- Rated as a three-star player by 247Sports.com, Rivals.com, Scout.com and Future150.com.
- Attends Lakeview High School in Campti, Louisiana.
- Averaged 15 points, 10 rebounds, four assists, three steals and 2.3 blocks as a junior to lead the Gators to a 34-4 record and a Class 2A runner-up finish.
- Played for the Urban DFW team last spring and summer.

BOSS HOG

CAREER NUMBERS

At Arkansas

2015-16	>>>	15-14
2014-15	>>>	27-9 (NCAA, Third Round)
2013-14	>>>	22-12 (NIT, Second Round)
2012-13	>>>	19-13
2011-12	>>>	18-14
Totals	>>>	101-62 (5th Year)

At Missouri

2010-11	>>>	23-11 (NCAA Second Round)
2009-10	>>>	23-11 (NCAA Second Round)
2008-09	>>>	31-7 (NCAA Elite Eight)
2007-08	>>>	16-16
2006-07	>>>	18-12
Totals	>>>	111-57 (5 Years)

At Alabama-Birmingham (UAB)

2005-06	>>>	24-7 (NCAA First Round)
2004-05	>>>	22-11 (NCAA Second Round)
2003-04	>>>	22-10 (NCAA Sweet 16, C-USA Co-Champs)
2002-03	>>>	21-13 (NIT Quarterfinals)
Totals	>>>	89-41 (4 Years)

Overall Record **301-160 (14th Year)**

IT'S A NUMBERS GAME

Postseason Tournaments

1 2 3 4 5 6 7 8 9

20-Win Seasons

1 2 3 4 5 6 7 8 9

NCAA Tournaments

1 2 3 4 5 6 7

30-Win Seasons

1

Losing Seasons

0

PERSONAL INFO

Born: Dec. 12, 1959
Hometown: Birmingham, Ala.
Alma Mater: Tulsa (1982)
Wife: Marcheita
Children: Darcheita, Michael Jr., Yvonne
Date Named Head Coach at Arkansas: March 23, 2011



Head coach Mike Anderson is one of just 11 current Division I coaches with 10-plus years of head coaching experience and no losing seasons. Anderson and Thad Matta are the only coaches to accomplish the feat during stops at three different institutions.

Coach	Schools	Yrs
Roy Williams	Kansas/UNC	27
Tom Izzo	Michigan State	20
Mark Few	Gonzaga	16
Bo Ryan	Milwaukee/Wisconsin	16
Thad Matta	Butler/Xavier/Ohio State	15
John Thompson III	Princeton/Georgetown	15
Mike Anderson	UAB/Missouri/Arkansas	13
Jamie Dixon	Pittsburgh	12
Sean Miller	Xavier/Arizona	11
Andy Kennedy	Cincinnati/Ole Miss	10
Dave Rose	BYU	10

The Razorback Nation welcomed home one of its own on March 23, 2011, when Mike Anderson was named the 12th head men's basketball coach in Arkansas history. Charged with bringing back the winning tradition that was synonymous with the Razorback program throughout the '80s and '90s, Anderson has helped the Razorbacks improve each year on and off the court as the tradition-rich program grows closer to returning to its glory days.

Fans caught a glimpse of those glory days in 2014-15, as the Razorbacks returned to both the NCAA Tournament and SEC Tournament championship game for the first time since 2008. Highlighted by a victory over Southern Conference champ Wofford in the NCAA Tournament second round and a program-record six SEC road wins, Arkansas produced the sixth-most wins in program history with a 27-9 record. Of course, the up-tempo style of play donned the "Fastest 40 Minutes in Basketball" reached another level, as the Razorbacks led the SEC in five different statistical categories, including scoring (77.4), assists (16.1) and turnover margin (+3.8).

The 2014-15 campaign brought back memories of the 90's, as Arkansas finished second in the SEC at 13-5 and spent eight weeks ranked in both the Associated Press Top 25 Poll and the USA Today Coaches Poll. Anderson's attention to detail in skill development helped sophomore Bobby Portis become only the second Razorback in program history to be named the SEC Player of the Year by both the Associated Press and league head coaches. Portis was the first Razorback to surpass 1,000 points and 500 rebounds as a sophomore and went on to become the 12th player in program history to be selected in the first round of the NBA Draft when he went 22nd overall to the Chicago Bulls.

A long-time assistant and associate head coach at Arkansas, Anderson spent nine years as a head coach at the University of Alabama-Birmingham and the University of Missouri before returning to the Razorbacks.

NUMERICAL ROSTER

No.	Name	Pos.	Ht.	Wt.	Yr.	Hometown/High School/Last School
1	Trey Thompson	F	6-9	260	So.	Madison, Ark./Forrest City HS
2	Jake Mosiman	G	6-0	185	Jr.	Lawrence, Kan./Lawrence HS
3	Dusty Hannahs	G	6-3	203	R-Jr.	Little Rock, Ark./Pulaski Academy/Texas Tech
4	Jabril Durham	G	6-1	185	Sr.	DeSoto, Texas/DeSoto HS/Seminole State College
5	Anthlon Bell	G	6-3	185	Sr.	Memphis, Tenn./Bartlett HS
12	DaShaun Stark^	G	6-5	185	Jr.	Springdale, Ark./Springdale HS/ Drury University
14	Tristan Simmons	G	5-10	170	Fr.	El Dorado, Ark./El Dorado HS
15	Lorenzo Jenkins	G	6-7	210	Fr.	Naples, Fla./First Baptist Academy
21	Manuale Watkins	G	6-3	205	Jr.	Fayetteville, Ark./Fayetteville HS
31	Anton Beard	G	6-0	195	So.	N. Little Rock, Ark./North Little Rock HS
24	Jimmy Whitt	G	6-4	173	Fr.	Columbia, Mo./Hickman HS
33	Moses Kingsley	F/C	6-10	230	Jr.	Abuja, Nigeria/Huntington Prep (W. Va.)
50	Willy Kouassi	C	6-10	230	R-Sr.	Abidjan, Ivory Coast/Central Park Christian/Kennesaw St.
55	Keaton Miles	F	6-7	212	R-Sr.	Dallas, Texas/Dallas Lincoln HS/West Virginia

^ - Will sit out the 2015-16 season due to NCAA four-year transfer rules

ALPHABETICAL

No.	Name	Yr.
3	Beard, Anton	So.
5	Bell, Anthlon	Sr.
4	Durham, Jabril	Sr.
3	Hannahs, Dusty	R-Jr.
15	Jenkins, Lorenzo	Fr.
33	Kingsley, Moses	Jr.
50	Kouassi, Willy	R-Sr.
55	Miles, Keaton	Sr.
2	Mosiman, Jake	Jr.
14	Simmons, Tristan	Fr.
12	Stark, DaShaun	Jr.
1	Thompson, Trey	So.
21	Watkins, Manuale	Jr.
24	Whitt, Jimmy	Fr.

COACHING STAFF

Title	Name	Experience	Alma Mater
Head Coach	Mike Anderson	5th Year	Tulsa, '82
Associate Head Coach	Melvin Watkins	5th Year	Charlotte, '77
Assistant Coach	TJ Cleveland	5th Year	Arkansas, '02
Assistant Coach	Matt Zimmerman	5th Year	Arkansas, '90
Director of Operations	Jeff Daniels	5th Year	Montevallo, '82
Director of S-A Development	Scotty Thurman	6th Year	Philander-Smith, '03
Video Coordinator	Will Bartlett	5th Year	Missouri, '09
Special Assistant to the HC	Lee Mayberry	2nd Year	Arkansas, '15
Graduate Assistant	Kikko Haydar	1st Year	Arkansas, '14
Graduate Assistant	Ryne Colvin	2nd Year	Arkansas, '14
Athletic Trainer	Dave England	33rd Year	Arkansas, '80
Strength & Conditioning Coach	Adam Petway	2nd Year	USSA, '13

Pronunciation Guide

Willy Kouassi: Koo-Wa-see

Manuale Watkins: Man-YOU-L



<< TREY 1 THOMPSON >>

F | So. | 6-9 | 260
Madison, Ark. | Forrest City HS

@T_Top24

CAREER HIGHS >>

Points: 13 vs. LSU (Feb. 23, 2016)
FG: 6 vs. LSU (Feb. 23, 2016)
FGA: 7 vs. Tennessee Tech (Dec. 12, 2015)
3FG: --
3FGA: --
FT: 4 at Texas A&M (Jan. 2, 2016)
FTA: 5 at Texas A&M (Jan. 2, 2016)
Rebounds: 9 vs. Texas Tech (Jan. 30, 2016)
Assists: 5 vs. North Florida (Dec. 22, 2015)
Steals: 1, 13x, last at Tennessee (Feb. 27, 2016)
Blocks: 4 vs. Texas Tech (Jan. 30, 2016)
Minutes: 29 vs. LSU (Feb. 23, 2016)

SEASON HIGHS >>

Points: 13 vs. LSU (Feb. 23, 2016)
FG: 6 vs. LSU (Feb. 23, 2016)
FGA: 7 vs. Tennessee Tech (Dec. 12, 2015)
3FG: --
3FGA: --
FT: 4 at Texas A&M (Jan. 2, 2016)
FTA: 5 at Texas A&M (Jan. 2, 2016)
Rebounds: 9 vs. Texas Tech (Jan. 30, 2016)
Assists: 5 vs. North Florida (Dec. 22, 2015)
Steals: 1, 12x, last at Tennessee (Feb. 27, 2016)
Blocks: 4 vs. Texas Tech (Jan. 30, 2016)
Minutes: 29 vs. LSU (Feb. 23, 2016)

SUPERLATIVE STATS >>

	Season	Career
Double Figure Points	2	2
5+ Rebounds	13	13
Games With Off. Rebound	13	16
2+ Off. Rebounds	8	8
3+ Assists	2	2
Games W/ a Steal	12	13
Games W/ a Block	16	16

#RAZORFACTS >>

- Is 12 for his last 15 from the field over the last four games.
- Has pulled down at least four rebounds in each of the last three games.
- Has played 20-plus minutes in three of the last four contests.
- Had a career game against LSU on Tuesday, scoring a career-high 13 points.
- Made a career-best six field goals against LSU (Feb. 23) and played a career-long 29 minutes.
- Posted first career double-digit scoring effort against Tennessee Tech (Dec. 12).
- Went 3-for-3 from the field and scored seven points in upset win over No. 5 Texas A&M (Jan. 27).
- Pulled down a career-high nine rebounds against Texas Tech (Jan. 30).
- Recorded a career-high four blocks against Texas Tech (Jan. 30).
- Missed the Stanford, Northwestern State and Wake Forest games with ankle injury suffered in Ga. Tech game.
- Made a career-high four free throws at Texas A&M (Jan. 2).
- Made his first collegiate start against Akron (Nov. 18).
- Saw playing time in 14 games as a true freshman last season.

GAME-BY-GAME STATS >>

Opponent	Date	gs	min	Total		3-Pointers		Free throws		Rebounds							pts	avg		
				fg-fga	pct	3fg-fga	pct	ft-fa	pct	off	def	tot	avg	pf	a	t/o			blk	stl
SOUTHERN UNIVERSITY	11/13/15	17	1-4	.250	0-0	.000	0-2	.000	0	4	4	4.0	2	1	0	0	0	2	2.0	
AKRON	11/18/15	22	2-4	.500	0-0	.000	0-0	.000	3	4	7	5.5	3	2	1	1	1	4	3.0	
CHARLESTON SOUTHER	11/20/15	21	2-2	1.000	0-0	.000	0-0	.000	0	6	6	5.7	4	0	4	2	1	4	3.3	
vs Georgia Tech	11/26/15	7	0-0	.000	0-0	.000	0-0	.000	0	1	1	4.5	2	0	1	0	0	0	2.5	
vs Stanford	11/27/15	dnp	-	-	-	-	-	-	-	-	-	-	-	-	-	-	-	-	-	
NORTHWESTERN STATE	12/01/15	dnp	-	-	-	-	-	-	-	-	-	-	-	-	-	-	-	-	-	
at Wake Forest	12/04/15	dnp	-	-	-	-	-	-	-	-	-	-	-	-	-	-	-	-	-	
EVANSVILLE	12/08/15	4	0-0	.000	0-0	.000	0-0	.000	0	0	0	3.6	0	1	0	0	0	0	2.0	
TENNESSEE TECH	12/12/15	26	5-7	.714	0-0	.000	0-0	.000	0	7	7	4.2	3	2	1	2	1	10	3.3	
MERCER	12/19/15	15	2-2	1.000	0-0	.000	0-0	.000	0	3	3	4.0	1	2	1	0	0	4	3.4	
NORTH FLORIDA	12/22/15	21	1-4	.250	0-0	.000	2-2	1.000	2	5	7	4.4	3	5	0	0	1	4	3.5	
at Dayton	12/30/15	7	1-1	1.000	0-0	.000	0-2	.000	0	3	3	4.2	4	2	1	0	0	2	3.3	
at Texas A&M	01/02/16	23	1-3	.333	0-0	.000	4-5	.800	0	6	6	4.4	2	1	3	1	0	6	3.6	
VANDERBILT	01/05/16	18	1-2	.500	0-0	.000	0-0	.000	0	3	3	4.3	3	1	1	0	0	2	3.5	
MISSISSIPPI STATE	01/09/16	12	1-1	1.000	0-0	.000	0-0	.000	1	4	5	4.3	3	0	3	2	0	2	3.3	
at Mizzou	01/12/16	22	1-1	1.000	0-0	.000	1-1	1.000	1	3	4	4.3	4	3	0	1	0	3	3.3	
at LSU	01/16/16	19	1-3	.333	0-0	.000	2-2	1.000	1	6	7	4.5	5	1	1	0	0	4	3.4	
KENTUCKY	01/21/16	21	1-2	.500	0-0	.000	0-0	.000	1	3	4	4.5	5	3	0	1	0	2	3.3	
at Georgia	01/23/16	18	0-1	.000	0-0	.000	0-0	.000	0	2	2	4.3	2	0	2	2	0	0	3.1	
TEXAS A&M	01/27/16	14	3-3	1.000	0-0	.000	1-3	.333	0	1	1	4.1	5	1	2	1	1	7	3.3	
TEXAS TECH	01/30/16	22	1-1	1.000	0-0	.000	0-2	.000	2	7	9	4.4	5	2	0	4	1	2	3.2	
at Florida	02/03/16	20	0-0	.000	0-0	.000	0-0	.000	3	2	5	4.4	3	0	2	0	1	0	3.1	
TENNESSEE	02/06/16	15	1-1	1.000	0-0	.000	3-4	.750	3	2	5	4.5	3	1	2	3	1	5	3.2	
at Mississippi State	02/09/16	17	0-2	.000	0-0	.000	1-2	.500	2	3	5	4.5	3	0	1	2	0	1	3.0	
at Ole Miss	02/13/16	11	0-0	.000	0-0	.000	0-2	.000	0	1	1	4.3	0	2	0	0	1	0	2.9	
AUBURN	02/17/16	20	2-3	.667	0-0	.000	0-0	.000	0	1	1	4.2	1	2	3	1	1	4	3.0	
MIZZOU	02/20/16	16	2-3	.667	0-0	.000	0-0	.000	1	3	4	4.2	3	1	0	1	0	4	3.0	
LSU	02/23/16	29	6-6	1.000	0-0	.000	1-2	.500	2	4	6	4.2	3	1	1	1	1	13	3.4	
at Tennessee	02/27/16	20	2-3	.667	0-0	.000	1-2	.500	2	5	7	4.3	4	1	1	1	1	5	3.5	
Totals		1	457	37-59	.627	0-0	.000	16-31	.516	24	89	113	4.3	76	35	31	26	12	90	3.5

Games played: 26
Minutes/game: 17.6
Points/game: 3.5
FG Pct: 62.7
FT Pct: 51.6

Rebounds/game: 4.3
Assists/game: 1.3
Turnovers/game: 1.2
Assist/turnover ratio: 1.1
Steals/game: 0.5
Blocks/game: 1.0

ARKANSAS CAREER STATS >>

			Total		3-Point		F-Throws		Rebounds											Scoring	
Season	gp-gs	min/avg	fg-fga	pct	fg-fga	pct	ft-fa	pct	off	def	tot	avg	pf	fo	ast	to	blk	stl	pts	avg	
2014-15	14-0	33/2.4	1-5	.200	0-0	.000	3-3	1.000	3	3	6	0.4	3	0	1	4	1	1	5	0.4	
2015-16	26-1	457/17.6	37-59	.627	0-0	.000	16-31	.516	24	89	113	4.3	76	4	35	31	26	12	90	3.5	
TOTAL	40-1	490/12.3	38-64	.594	0-0	.000	19-34	.559	27	92	119	3.0	79	4	36	35	27	13	95	2.4	



◀ DUSTY 3 HANNAHS ▶

G | R-Jr. | 6-3 | 203

Little Rock, Ark. | Pulaski Academy | Texas Tech

@D_Hannahs | #SplashZone

CAREER HIGHS >>

Points: 26 vs. Mississippi State (Jan. 9, 2015)

FG: 9. 2x. last at Georgia (Jan. 23. 2016)

FGA: 18 at Georgia (Jan. 23, 2016)

3FG: 8 vs. Mississippi State (Jan. 9, 2016)

3FGA: 13 vs. Mississippi State (Jan. 9, 2015)

FT: 10 vs. Evansville (Dec. 8, 2015)

FTA: 10. 2x. last vs. Vanderbilt (Jan. 5, 2016)

Rebounds: 6, 2x, last vs. Missouri (Feb. 20, 2016)

Assists: 6 at West Virginia (Jan. 22, 2014)^

Steals: 3, 2x, last vs. Mississippi State (Jan. 9, 2015)

Blocks: 1, 2x, last at Arizona State (Dec. 21, 2013)^

Minutes: 40 vs. Texas Tech (Jan. 30, 2016)

^ - at Texas Tech

SEASON HIGHS >>

Points: 26 vs. Mississippi State (Jan. 9, 2015)

FG: 9. 2x. last at Georgia (Jan. 23, 2016)

FGA: 18 at Georgia (Jan. 23, 2016)

3FG: 8 vs. Mississippi State (Jan. 9, 2016)

3FGA: 13 vs. Mississippi State (Jan. 9, 2015)

FT: 10 vs. Evansville (Dec. 8, 2015)

FTA: 10. 2x. last vs. Vanderbilt (Jan. 5, 2016)

Rebounds: 6.2x last vs. Missouri (Feb. 20, 2016)

Assists: 3 vs LSU (Feb. 23, 2016)

Steals: 3 vs. Mississippi State (Jan. 9, 2015)

Blocks: --

Minutes: 40 vs. Texas Tech (Jan. 30, 2016)

SUPERLATIVE STATS >>

	Season	Career
Double Figure Points	25	43
20+ Points	12	14
Team Leader/Scoring	12	16
5+ Field Goals	18	26
Games W/ a Three-Pointer	25	72
2+ Three-Pointers	20	42
3+ Three-Pointers	17	27
4+ Three-Pointers	7	12
5+ Three-Pointers	3	4
Games W/ an Assist	19	52

GAME-BY-GAME STATS >>

Opponent	Date	qs	min	Total		3-Pointers		Free throws		Rebounds											
				fg-fga	pts	3fg-fga	pts	ft-ftr	pts	off	def	tot	avg	pf	a	t/o	blk	stl	pts	avg	
SOUTHERN UNIVERSITY	11/13/15	*	31	6-13	462	5-7	714	4-4	1,000	0	2	2	2.0	3	2	1	0	0	21	21.0	
AKRON	11/18/15	*	30	5-11	455	1-4	250	5-5	1,000	0	0	0	1.0	2	1	1	0	0	16	18.5	
CHARLESTON SOUTHER	11/20/15		25	7-9	778	5-5	1,000	2-2	1,000	1	1	2	1.3	3	1	2	0	0	21	19.3	
vs Georgia Tech	11/26/15		24	5-10	500	2-3	667	5-5	1,000	0	0	0	1.0	4	2	2	0	0	17	18.5	
vs Stanford	11/27/15		27	3-14	214	1-8	125	5-6	833	1	3	4	1.6	1	2	2	0	2	12	17.4	
NORTHWESTERN STATE	12/01/15		23	8-13	615	3-6	500	2-2	1,000	0	0	0	1.3	4	1	1	0	2	21	18.0	
at Wake Forest	12/04/15		29	5-12	417	3-8	375	2-2	1,000	0	4	4	1.7	3	1	1	0	0	15	17.6	
EVANSVILLE	12/08/15		30	5-11	455	3-5	600	10-10	1,000	1	0	1	1.6	0	1	1	0	2	23	18.3	
TENNESSEE TECH	12/12/15		22	7-12	583	3-6	500	4-6	667	0	2	2	1.7	1	1	1	0	0	21	18.6	
MERCER	12/19/15		24	4-12	333	2-7	286	0-0	000	0	5	5	2.0	4	0	3	0	0	10	17.7	
NORTH FLORIDA	12/22/15		15	2-8	250	0-1	000	1-1	1,000	0	3	3	2.1	1	1	1	0	0	5	16.5	
at Dayton	12/30/15		20	6-10	600	1-3	333	0-0	000	1	1	2	2.1	1	0	5	0	0	13	16.3	
at Texas A&M	01/02/16		17	3-5	600	1-3	333	3-6	500	0	1	1	2.0	0	0	0	0	0	10	15.8	
VANDERBILT	01/05/16	*	34	2-11	182	0-3	000	9-10	900	3	2	5	2.2	1	2	0	0	0	13	15.6	
MISSISSIPPI STATE	01/09/16	*	37	9-16	563	8-13	615	0-0	000	0	2	2	2.2	0	1	0	0	3	26	16.3	
at Mizzou	01/12/16	*	20	8-10	800	4-5	800	0-0	000	0	1	1	2.1	2	1	2	0	0	20	16.5	
at LSU	01/16/16	*	20	3-10	300	2-5	400	0-0	000	1	0	1	2.1	2	0	1	0	1	8	16.0	
KENTUCKY	01/21/16	*	33	7-14	500	1-5	200	5-7	714	2	1	3	2.1	3	0	2	0	0	20	16.2	
at Georgia	01/23/16	*	34	9-18	500	4-7	571	2-3	667	2	4	6	2.3	2	1	3	0	1	24	16.6	
TEXAS A&M	01/27/16	*	31	5-12	417	3-8	375	4-4	1,000	0	2	2	2.3	1	0	2	0	2	17	16.7	
TEXAS TECH	01/30/16	*	40	7-17	412	3-9	333	8-8	1,000	1	3	4	2.4	2	2	1	0	1	25	17.0	
at Florida	02/03/16	*	32	7-14	500	3-7	429	3-3	1,000	2	2	4	2.5	3	1	1	0	0	20	17.2	
TENNESSEE	02/06/16	*	27	4-10	400	3-6	500	2-2	1,000	0	1	1	2.4	1	0	1	0	0	13	17.0	
at Mississippi State	02/09/16	*	30	2-11	182	0-3	000	1-2	500	0	0	0	2.3	3	1	2	0	1	5	16.5	
at Ole Miss	02/13/16	*	16	0-4	000	0-2	000	0-0	000	0	0	0	2.2	4	1	1	0	1	0	15.8	
AUBURN	02/17/16	*	24	6-17	353	4-9	444	2-2	1,000	1	3	4	2.3	4	0	0	0	1	18	15.9	
MIZZOU	02/20/16	*	30	7-13	538	4-9	444	4-4	1,000	1	5	6	2.4	2	2	0	0	1	22	16.1	
LSU	02/23/16	*	25	7-12	583	3-6	500	0-2	000	0	2	2	2.4	4	3	2	0	0	17	16.2	
at Tennessee	02/27/16	*	27	4-6	667	3-4	750	6-7	857	1	3	4	2.4	2	0	1	0	2	17	16.2	
Totals			17	777	153-335	457	75-167	449	89-103	864	18	53	71	2.4	63	28	40	0	20	470	16.2

Games played: 29
Minutes/game: 26.8
Points/game: 16.2
FG Pct: 45.7
3FG Pct: 44.9
FT Pct: 86.4

Rebounds/game: 2.4
Assists/game: 1.0
Turnovers/game: 1.4
Assist/turnover ratio: 0.7
Steals/game: 0.7

ARKANSAS CAREER STATS >>

			Total		3-Point		F-Throws		Rebounds											Scoring	
Season	gp-gs	min/avg	fg-fga	pct	fg-fga	pct	ft-fta	pct	off	def	tot	avg	pf	fo	ast	to	blk	stl	pts	avg	
2015-16	29-17	777/26.8	153-335	.457	75-167	.449	89-103	.864	18	53	71	2.4	63	0	28	40	0	20	470	16.2	
TOTAL	29-17	777/26.8	153-335	.457	75-167	.449	89-103	.864	18	53	71	2.4	63	0	28	40	0	20	470	16.2	



<< JABRIL 4 DURHAM >>

G | Sr. | 6-1 | 185

DeSoto, Texas | DeSoto HS | Seminole State CC

@Humble_Hog4 | #JaBrilliant

CAREER HIGHS >>

Points: 17 vs. Missouri (Feb. 20, 2016)
FG: 5 vs. Missouri (Feb. 20, 2016)
FGA: 11 vs. Missouri (Feb. 20, 2016)
3FG: 3 vs. Missouri (Feb. 20, 2016)
3FGA: 6, 2x, last vs. Missouri (Feb. 20, 2016)
FT: 8 at Dayton (Dec. 30, 2015)
FTA: 9 at Dayton (Dec. 30, 2015)
Rebounds: 9 vs. Evansville (Dec. 8, 2015)
Assists: 12 vs. Mississippi State (Jan. 9, 2015)
Steals: 6 vs. Mississippi State (Jan. 9, 2015)
Blocks: 1, 2x, last vs. Tennessee (Feb. 6, 2016)
Minutes: 35, 2x, last vs. Evansville (Dec. 8, 2015)

SEASON HIGHS >>

Points: 17 vs. Missouri (Feb. 20, 2016)
FG: 5 vs. Missouri (Feb. 20, 2016)
FGA: 11 vs. Missouri (Feb. 20, 2016)
3FG: 3 vs. Missouri (Feb. 20, 2016)
3FGA: 6, 2x, last vs. Missouri (Feb. 20, 2016)
FT: 8 at Dayton (Dec. 30, 2015)
FTA: 9 at Dayton (Dec. 30, 2015)
Rebounds: 9 vs. Evansville (Dec. 8, 2015)
Assists: 12 vs. Mississippi State (Jan. 9, 2015)
Steals: 6 vs. Mississippi State (Jan. 9, 2015)
Blocks: 1, 2x, last vs. Tennessee (Feb. 6, 2016)
Minutes: 35, 2x, last vs. Evansville (Dec. 8, 2015)

SUPERLATIVE STATS >>

	Season	Career
Team Leader in Assists	26	29
Games W/ a Three-Pointer	14	27
2+ Three-Pointers	4	5
Games W/ a Off. Rebound	11	16
5+ Assists	22	24
10+ Assists	6	6
Games With 2 or Fewer Turnovers	21	55
Games W/ a Steal	22	31

#RAZORFACTS >>

- Has 25 assists and no turnovers over the last four games.
- Is second in the SEC and ranks No. 12 in the country with 6.3 assists per game.
- Has six of the 17 double-digit assist games in the SEC this year.
- Is the first Razorback in 20 years with consecutive games of six-plus assists and no turnovers.
- Scored a career-high 17 points against Missouri (Feb. 20) and added six assists and no turnovers.
- Is the only player in the country to record two games of 10-plus points and assists and five-plus steals.
- Recorded his third double-double of the year with 12 points and 10 assists against Auburn (Feb. 17).
- One of eight players in the country with six double-digit assist performances this year.
- Is one of 12 players in the country with four games of five-plus steals this year.
- Had five-plus assists in 19 straight games this year, the longest streak by a Razorback since joining the SEC.
- Posted a career-high six steals against Mississippi State (Jan. 9).
- Against Northwestern State, he became the first Razorback in 20 years with 14 points, 10 assists and five steals in a game.
- Tallied a career-high 12 assists against Mississippi State (Jan. 9).
- Pulled down a career-high nine rebounds against Evansville (Dec. 8).

GAME-BY-GAME STATS >>

Opponent	Date	gs	min	Total		3-Pointers		Free throws		Rebounds					a	t/o	blk	stl	pts	avg
				fg-fga	pct	3fg-fga	pct	ft-fa	pct	off	def	tot	avg	pf						
SOUTHERN UNIVERSITY	11/13/15	*	34	3-6	.500	1-2	.500	0-0	.000	0	4	4	4.0	2	10	6	0	4	7.0	
AKRON	11/18/15	*	30	0-3	.000	0-2	.000	4-4	1.000	2	3	5	4.5	4	4	0	0	1	4	5.5
CHARLESTON SOUTHER	11/20/15	*	28	1-4	.250	0-1	.000	5-6	.833	0	4	4	4.3	2	11	3	0	0	7	6.0
vs Georgia Tech	11/26/15	*	33	2-6	.333	0-3	.000	1-3	.333	0	5	5	4.5	2	6	2	0	1	5	5.8
vs Stanford	11/27/15	*	35	1-8	.125	0-2	.000	0-0	.000	1	1	2	4.0	2	7	2	0	0	2	5.0
NORTHWESTERN STATE	12/01/15	*	28	4-8	.500	1-3	.333	5-6	.833	0	2	2	3.7	1	10	1	0	5	14	6.5
at Wake Forest	12/04/15	*	30	4-7	.571	1-3	.333	0-0	.000	0	3	3	3.6	4	8	1	0	3	9	6.9
EVANSVILLE	12/08/15	*	35	3-6	.500	1-1	1.000	2-2	1.000	1	8	9	4.3	1	7	2	0	1	9	7.1
TENNESSEE TECH	12/12/15	*	24	2-5	.400	0-2	.000	0-0	.000	0	5	5	4.3	2	10	2	0	1	4	6.8
MERCER	12/19/15	*	33	1-6	.167	1-3	.333	2-2	1.000	0	5	5	4.4	1	5	3	1	5	5	6.6
NORTH FLORIDA	12/22/15	*	23	1-3	.333	0-0	.000	0-0	.000	1	1	2	4.2	2	7	1	0	2	2	6.2
at Dayton	12/30/15	*	30	2-5	.400	0-0	.000	8-9	.889	0	2	2	4.0	2	5	4	0	1	12	6.7
at Texas A&M	01/02/16	*	17	2-5	.400	0-1	.000	0-0	.000	0	1	1	3.8	2	5	2	0	0	4	6.5
VANDERBILT	01/05/16	*	33	2-5	.400	0-1	.000	7-8	.875	0	3	3	3.7	4	6	2	0	4	11	6.8
MISSISSIPPI STATE	01/09/16	*	29	4-7	.571	2-3	.667	0-0	.000	1	3	4	3.7	2	12	2	0	6	10	7.0
at Mizzou	01/12/16	*	16	0-2	.000	0-1	.000	0-0	.000	1	3	4	3.8	1	6	3	0	1	0	6.6
at LSU	01/16/16	*	25	3-6	.500	0-1	.000	1-1	1.000	0	0	0	3.5	4	6	1	0	1	7	6.6
KENTUCKY	01/21/16	*	24	1-5	.200	0-1	.000	1-2	.500	0	2	2	3.4	2	5	0	0	0	3	6.4
at Georgia	01/23/16	*	19	1-4	.250	1-3	.333	2-2	1.000	1	2	3	3.4	5	6	1	0	1	5	6.3
TEXAS A&M	01/27/16	*	28	1-2	.500	1-1	1.000	0-0	.000	1	1	2	3.4	3	7	3	0	1	3	6.2
TEXAS TECH	01/30/16	*	33	2-4	.500	0-1	.000	4-4	1.000	0	2	2	3.3	2	5	4	0	1	8	6.2
at Florida	02/03/16	*	28	4-10	.400	2-5	.400	0-0	.000	2	2	4	3.3	2	4	2	0	1	10	6.4
TENNESSEE	02/06/16	*	26	1-6	.167	1-6	.167	2-2	1.000	0	3	3	3.3	1	4	3	1	0	5	6.3
at Mississippi State	02/09/16	*	23	1-8	.125	0-1	.000	1-2	.500	2	2	4	3.3	1	0	0	0	2	3	6.2
at Ole Miss	02/13/16	*	34	0-7	.000	0-5	.000	5-6	.833	1	1	2	3.3	4	3	2	0	1	5	6.2
AUBURN	02/17/16	*	30	2-5	.400	2-3	.667	6-8	.750	0	4	4	3.3	3	10	0	0	4	12	6.4
MIZZOU	02/20/16	*	28	5-11	.455	3-6	.500	4-6	.667	0	4	4	3.3	2	6	0	0	2	17	6.8
LSU	02/23/16	*	24	1-4	.250	1-2	.500	0-0	.000	0	6	6	3.4	1	6	0	0	0	3	6.6
at Tennessee	02/27/16	*	23	2-4	.500	1-3	.333	1-2	.500	0	5	5	3.5	2	3	0	0	0	6	6.6
Totals			29	803	56-162	.346	19-66	.288	61-75	.813	14	87	101	3.5	66	184	52	2	49	192.6

Games played: 29
Minutes/game: 27.7
Points/game: 6.6
FG Pct: 34.6
3FG Pct: 28.8
FT Pct: 81.3

Rebounds/game: 3.5
Assists/game: 6.3
Turnovers/game: 1.8
Assist/turnover ratio: 3.5
Steals/game: 1.7
Blocks/game: 0.1

ARKANSAS CAREER STATS >>

			Total		3-Point		F-Throws		Rebounds											Scoring	
Season	gp-gs	min/avg	fg-fga	pct	fg-fga	pct	ft-fa	pct	off	def	tot	avg	pf	fo	ast	to	blk	stl	pts	avg	
2014-15	36-9	359/10.0	20-66	.303	15-42	.357	11-14	.786	8	19	27	0.8	39	0	52	27	0	10	66	1.8	
2015-16	29-29	803/27.7	56-162	.346	19-66	.288	61-75	.813	14	87	101	3.5	66	1	184	52	2	49	192	6.6	
TOTAL	65-38	1162/17.9	76-228	.333	34-108	.315	72-89	.809	22	106	128	2.0	105	1	236	79	2	59	258	4.0	

<< ANTHLON 5 BELL >>



G | Sr. | 6-3 | 185
Memphis, Tenn. | Bartlet HS

@_AntHill | #NylonBell

CAREER HIGHS >>

Points: 28 vs. Indiana State (March 18, 2014)
FG: 11 vs. Indiana State (March 18, 2014)
FGA: 20 vs. Akron (Nov. 18, 2015)
3FG: 7 vs. Ole Miss (March 5, 2014)
3FGA: 13 vs. Akron (Nov. 18, 2015)
FT: 7 at Ole Miss (Feb. 13, 2016)
FTA: 8 at Florida (Feb. 3, 2016)
Rebounds: 7 vs. Northwestern State (Dec. 1, 2015)
Assists: 5 vs. Charleston Southern (Nov. 20, 2015)
Steals: 3, 2x, last vs. LSU (Feb. 23, 2016)
Blocks: 2 vs. Georgia Tech (Nov. 26, 2015)
Minutes: 39 vs. Texas Tech (Jan. 30, 2016)

SEASON HIGHS >>

Points: 26 vs. Vanderbilt (Jan. 5, 2016)
FG: 9, 3x, last vs. Auburn (Feb. 17, 2016)
FGA: 20 vs. Akron (Nov. 18, 2015)
3FG: 6 vs. Vanderbilt (Jan. 5, 2016)
3FGA: 13 vs. Akron (Nov. 18, 2015)
FT: 7 at Ole Miss (Feb. 13, 2016)
FTA: 8 at Florida (Feb. 3, 2016)
Rebounds: 7 vs. Northwestern State (Dec. 1, 2015)
Assists: 5 vs. Charleston Southern (Nov. 20, 2015)
Steals: 3 vs. LSU (Feb. 23, 2016)
Blocks: 2 vs. Georgia Tech (Nov. 26, 2015)
Minutes: 39 vs. Texas Tech (Jan. 30, 2016)

SUPERLATIVE STATS >>

	Season	Career
Double Figure Points	25	51
20+ Points	8	12
Team Leader/Scoring	9	15
5+ Field Goals	22	35
Games W/ a Three-Pointer	29	90
2+ Three-Pointers	23	61
3+ Three-Pointers	15	39
4+ Three-Pointers	11	27
5+ Three-Pointers	5	11
Games W/ a Steal	12	39

#RAZORFACTS >>

- With 24 points at Florida on Feb. 3 he became the 39th 1,000 point scorer in program history.
- Ranks currently ranks 29th in program history with 1,103 career points.
- Has made 23 consecutive foul shots over the last eight games.
- Has 232 career three-pointers, five ahead of Todd Day and good for fourth in school history.
- Has made a three-pointer in all 29 games and made two-plus treys in 23 of 29 games.
- Ranks No. 2 in the SEC in three-point field goal percentage (.452) and No. 3 in three-point FG made (84).
- Named the SEC Player of the Week on Jan. 11 after averaging 25.5 points per game and making 11 treys.
- At LSU (Jan. 16) he became the sixth player in program history to make 200 career three-pointers.
- Has scored double-digits in 25 of 29 games this year.
- Has scored 20-plus points eight times this season.
- Hit the go-ahead three-pointer with 2.0 seconds left against Vanderbilt (Jan. 5).
- Hit the game-tying three-pointer at Dayton with 1.4 seconds left to force OT (Dec. 30).
- Named to the NIT Tip-Off All-Tournament Team after sinking 9-of-15 threes and scoring 31 point.
- Went 5-for-5 from long range against Stanford in a span of six minutes and 34 seconds, taking Arkansas from a two-point deficit to a 19-point lead.
- One of four players in school history to lead the team in three-pointers made for three straight years.

GAME-BY-GAME STATS >>

Opponent	Date	gs	min	Total		3-Pointers		Free throws		Rebounds											
				fg-fga	pct	3fg-fga	pct	ft-fa	pct	off	def	tot	avg	pf	a	t/o	blk	stl	pts	avg	
SOUTHERN UNIVERSITY	11/13/15		27	6-12	.500	2-6	.333	0-0	.000	0	3	3	3.0	2	1	3	0	0	14	14.0	
AKRON	11/18/15		26	7-20	.350	5-13	.385	4-5	.800	1	0	1	2.0	2	2	2	0	1	23	18.5	
CHARLESTON SOUTHER	11/20/15	*	31	5-12	.417	2-7	.286	0-0	.000	1	0	1	1.7	1	5	0	1	0	12	16.3	
vs Georgia Tech	11/26/15	*	27	5-12	.417	4-8	.500	0-1	.000	0	0	0	1.3	1	0	1	2	0	14	15.8	
vs Stanford	11/27/15	*	19	6-11	.545	5-7	.714	0-0	.000	0	2	2	1.4	5	0	0	0	0	17	16.0	
NORTHWESTERN STATE	12/01/15	*	25	6-11	.545	1-5	.200	4-4	1.000	2	5	7	2.3	1	0	0	0	2	17	16.2	
at Wake Forest	12/04/15	*	33	6-16	.375	1-5	.200	0-0	.000	2	2	4	2.6	4	1	0	0	0	13	15.7	
EVANSVILLE	12/08/15	*	25	7-11	.636	5-6	.833	2-4	.500	0	0	0	2.3	3	1	1	0	2	21	16.4	
TENNESSEE TECH	12/12/15	*	27	7-13	.538	4-7	.571	3-4	.750	0	0	0	2.0	2	0	0	0	0	21	16.9	
MERCER	12/19/15	*	35	5-8	.625	2-3	.667	4-5	.800	0	3	3	2.1	4	4	1	0	0	16	16.8	
NORTH FLORIDA	12/22/15	*	28	8-17	.471	2-6	.333	2-2	1.000	4	1	5	2.4	1	3	1	0	0	20	17.1	
at Dayton	12/30/15	*	28	2-11	.182	1-5	.200	0-0	.000	0	5	5	2.6	3	0	1	0	0	5	16.1	
at Texas A&M	01/02/16	*	26	5-13	.385	4-9	.444	2-2	1.000	1	5	6	2.8	3	2	2	0	2	16	16.1	
VANDERBILT	01/05/16	*	34	9-18	.500	6-10	.600	2-3	.667	2	1	3	2.9	3	1	1	0	2	26	16.8	
MISSISSIPPI STATE	01/09/16	*	33	9-17	.529	5-7	.714	2-2	1.000	0	5	5	3.0	2	0	0	1	1	25	17.3	
at Mizzou	01/12/16	*	22	5-11	.455	2-5	.400	0-0	.000	0	2	2	2.9	1	0	0	0	0	12	17.0	
at LSU	01/16/16	*	33	7-14	.500	4-7	.571	1-1	1.000	0	3	3	2.9	1	3	3	0	0	19	17.1	
KENTUCKY	01/21/16	*	28	5-12	.417	1-4	.250	5-6	.833	1	3	4	3.0	4	0	1	1	1	16	17.1	
at Georgia	01/23/16	*	33	2-5	.400	2-5	.400	2-2	1.000	1	4	5	3.1	2	0	2	1	2	8	16.6	
TEXAS A&M	01/27/16	*	28	6-10	.600	3-6	.500	2-2	1.000	1	0	1	3.0	2	3	0	0	0	17	16.6	
TEXAS TECH	01/30/16	*	39	4-14	.286	3-8	.375	1-2	.500	0	5	5	3.1	2	1	2	0	1	12	16.4	
at Florida	02/03/16	*	29	7-12	.583	4-5	.800	6-8	.750	0	1	1	3.0	4	0	0	0	0	24	16.7	
TENNESSEE	02/06/16	*	26	4-7	.571	2-4	.500	2-2	1.000	2	3	5	3.1	2	1	1	0	0	12	16.5	
at Mississippi State	02/09/16	*	25	3-15	.200	1-3	.333	2-2	1.000	1	1	2	3.0	1	1	1	0	1	9	16.2	
at Ole Miss	02/13/16	*	33	3-14	.214	3-9	.333	7-7	1.000	0	1	1	3.0	1	0	1	0	0	16	16.2	
AUBURN	02/17/16	*	29	9-18	.500	3-8	.375	0-0	.000	1	2	3	3.0	1	1	2	1	2	21	16.4	
MIZZOU	02/20/16	*	27	1-11	.091	1-8	.125	4-4	1.000	1	2	3	3.0	2	2	1	0	0	7	16.0	
LSU	02/23/16	*	24	5-9	.556	2-4	.500	0-0	.000	0	4	4	3.0	2	3	4	0	3	12	15.9	
at Tennessee	02/27/16	*	30	5-11	.455	4-6	.667	2-2	1.000	0	2	2	3.0	2	1	1	0	0	16	15.9	
Totals			27	830	159-365	.436	84-186	.452	59-70	.843	21	65	86	3.0	64	36	32	7	20	461	15.9

Games played: 29
Minutes/game: 28.6
Points/game: 15.9
FG Pct: 43.6
3FG Pct: 45.2
FT Pct: 84.3

Rebounds/game: 3.0
Assists/game: 1.2
Turnovers/game: 1.1
Assist/turnover ratio: 1.1
Steals/game: 0.7
Blocks/game: 0.2

ARKANSAS CAREER STATS >>

Season	gp-gs	min/avg	Total		3-Point		F-Throws		Rebounds											Scoring	
			fg-fga	pct	fg-fga	pct	ft-fa	pct	off	def	tot	avg	pf	fo	ast	to	blk	stl	pts	avg	
2012-13	29-0	268/9.2	43-131	.328	33-104	.317	9-11	.818	4	20	24	0.8	20	0	9	8	3	4	128	4.4	
2013-14	32-14	515/16.1	84-222	.378	50-151	.331	12-15	.800	14	26	40	1.3	44	0	23	21	2	11	230	7.2	
2014-15	36-16	660/18.3	95-257	.370	65-185	.351	29-41	.707	12	30	42	1.2	62	0	50	32	4	21	284	7.9	
2015-16	29-27	830/28.6	159-365	.436	84-186	.452	59-70	.843	21	65	86	3.0	64	1	36	32	7	20	461	15.9	
TOTAL	126-57	2273/18.0	381-975	.391	232-626	.371	109-137	.796	51	141	192	1.5	190	1	118	93	16	56	1103	8.8	



MANUALE 21 WATKINS

G | Jr. | 6-3 | 205

Fayetteville, Ark. | Fayetteville HS

@ManualeWatkins | #HandyManny

CAREER HIGHS >>

Points: 14, 2x, last at Wake Forest (Dec. 4, 2015)

FG: 6 at Wake Forest (Dec. 4, 2015)

FGA: 10 at Texas A&M (Jan. 2, 2016)

3FG: --

3FGA: 2 vs. Iona (Nov. 30, 2014)

FT: 4 vs. Charleston Southern (Nov. 20, 2015)

FTA: 4, 6x, last vs. Tennessee (Feb. 6, 2016)

Rebounds: 9 vs. Northwestern State (Dec. 1, 2015)

Assists: 5, 2x, last vs. Northwestern State (Dec. 1, 2015)

Steals: 5 vs. Wake Forest (Nov. 19, 2014)

Blocks: 1, 3x, last vs. Auburn (Feb. 17, 2016)

Minutes: 36 at Dayton (Dec. 30, 2015)

SEASON HIGHS >>

Points: 14, 2x, last at Wake Forest (Dec. 4, 2015)

FG: 6 at Wake Forest (Dec. 4, 2015)

FGA: 10 at Texas A&M (Jan. 2, 2016)

3FG: --

3FGA: --

FT: 4 vs. Charleston Southern (Nov. 20, 2015)

FTA: 4, 4x, last vs. Tennessee (Feb. 6, 2016)

Rebounds: 9 vs. Northwestern State (Dec. 1, 2015)

Assists: 5 vs. Northwestern State (Dec. 1, 2015)

Steals: 4 vs. Georgia Tech (Nov. 26, 2015)

Blocks: 1, 3x, last vs. Auburn (Feb. 17, 2016)

Minutes: 36 at Dayton (Dec. 30, 2015)

SUPERLATIVE STATS >>

	Season	Career
Double Figure Points	6	6
Games W/ a Offensive Rebound	13	25
Multiple Assists	20	23
5+ Assists	1	2
Games W/ a Steal	14	40
2+ Steals	6	14
3+ Steals	2	5

#RAZORFACTS >>

- Made his ninth career start at Ole Miss (Feb. 13).
- Has recorded 10 assists over the last four games.
- Scored six points in upset win over No. 5 Texas A&M (Jan. 27).
- Has six double-digit scoring games in his career, all coming this season.
- Made his first collegiate start against North Florida (Dec. 22) and scored 11 points.
- Has consecutive double-digit scoring efforts two different times this season.
- Tied a career high with 14 points at Wake Forest (Dec. 4).
- Went 6-for-7 from the field against the Demon Deacons.
- Pulled down a career-high nine rebounds against Northwestern State (Dec. 1).
- Dished out a career-high five assists against Northwestern State.
- Grabbed a career-high six offensive rebounds against Northwestern State.
- Hit the game-winning shot with 6.4 seconds left at Ole Miss (Feb. 14) last season.

GAME-BY-GAME STATS >>

Opponent	Date	gs	min	Total		3-Pointers		Free throws		Rebounds				pf	a	t/o	blk	stl	pts	avg
				fg-fga	pct	3fg-fga	pct	ft-fa	pct	off	def	tot	avg							
SOUTHERN UNIVERSITY	11/13/15	18	1-6	.167	0-0	.000	1-4	.250	4	1	5	5.0	3	2	0	0	0	0	3	3.0
AKRON	11/18/15	19	4-6	.667	0-0	.000	2-2	1.000	0	1	1	3.0	3	2	0	0	1	10	6.5	
CHARLESTON SOUTHER	11/20/15	21	5-6	.833	0-0	.000	4-4	1.000	0	3	3	3.0	3	2	1	1	2	14	9.0	
vs Georgia Tech	11/26/15	23	2-5	.400	0-0	.000	1-2	.500	1	0	1	2.5	1	3	2	0	4	5	8.0	
vs Stanford	11/27/15	25	2-6	.333	0-0	.000	0-0	.000	2	5	7	3.4	2	3	0	0	0	4	7.2	
NORTHWESTERN STATE	12/01/15	22	4-8	.500	0-0	.000	0-3	.000	3	6	9	4.3	1	5	0	0	0	8	7.3	
at Wake Forest	12/04/15	30	6-7	.857	0-0	.000	2-3	.667	1	3	4	4.3	1	3	0	0	2	14	8.3	
EVANSVILLE	12/08/15	26	4-5	.800	0-0	.000	2-4	.500	0	2	2	4.0	2	3	1	0	2	10	8.5	
TENNESSEE TECH	12/12/15	20	2-4	.500	0-0	.000	0-0	.000	0	1	1	3.7	0	3	2	0	1	4	8.0	
MERCER	12/19/15	16	0-1	.000	0-0	.000	0-0	.000	0	2	2	3.5	1	0	0	0	0	0	7.2	
NORTH FLORIDA	12/22/15	20	5-8	.625	0-0	.000	1-3	.333	3	4	7	3.8	2	1	1	0	3	11	7.5	
at Dayton	12/30/15	36	2-3	.667	0-0	.000	0-1	.000	2	0	2	3.7	4	2	1	1	0	4	7.3	
at Texas A&M	01/02/16	30	5-10	.500	0-0	.000	0-1	.000	3	3	6	3.8	1	4	0	0	0	10	7.5	
VANDERBILT	01/05/16	12	0-3	.000	0-0	.000	0-0	.000	1	2	3	3.8	3	1	1	0	1	0	6.9	
MISSISSIPPI STATE	01/09/16	17	0-2	.000	0-0	.000	0-0	.000	0	1	1	3.6	2	3	2	0	0	0	6.5	
at Mizzou	01/12/16	18	2-3	.667	0-0	.000	0-0	.000	0	3	3	3.6	1	4	0	0	1	4	6.3	
at LSU	01/16/16	15	1-3	.333	0-0	.000	0-0	.000	0	4	4	3.6	0	1	0	0	1	2	6.1	
KENTUCKY	01/21/16	9	1-3	.333	0-0	.000	0-0	.000	2	0	2	3.5	1	1	1	0	0	2	5.8	
at Georgia	01/23/16	13	1-3	.333	0-0	.000	0-1	.000	0	1	1	3.4	0	0	0	0	0	2	5.6	
TEXAS A&M	01/27/16	23	3-6	.500	0-0	.000	0-3	.000	0	4	4	3.4	5	0	0	0	0	6	5.7	
TEXAS TECH	01/30/16	29	3-4	.750	0-0	.000	3-3	1.000	2	0	2	3.3	0	3	0	0	0	9	5.8	
at Florida	02/03/16	22	1-3	.333	0-0	.000	1-1	1.000	0	1	1	3.2	2	2	2	0	1	3	5.7	
TENNESSEE	02/06/16	24	3-6	.500	0-0	.000	3-4	.750	0	5	5	3.3	3	3	0	0	3	9	5.8	
at Mississippi State	02/09/16	21	1-6	.167	0-0	.000	1-2	.500	1	2	3	3.3	1	0	1	0	0	3	5.7	
at Ole Miss	02/13/16	18	2-5	.400	0-0	.000	0-0	.000	0	4	4	3.3	4	1	1	0	0	4	5.6	
AUBURN	02/17/16	17	2-3	.667	0-0	.000	3-3	1.000	0	2	2	3.3	0	3	1	1	1	7	5.7	
MIZZOU	02/20/16	14	3-6	.500	0-0	.000	0-0	.000	1	2	3	3.3	3	2	2	0	0	4	5.7	
LSU	02/23/16	13	0-1	.000	0-0	.000	1-2	.500	0	1	1	3.2	0	2	1	0	2	1	5.5	
at Tennessee	02/27/16	15	3-7	.429	0-0	.000	0-0	.000	0	1	1	3.1	1	3	1	0	1	6	5.6	
Totals		9	586	68-139	.489	0-0	.000	25-46	.543	26	64	90	3.1	50	62	21	3	26	161	5.6

Games played: 29
Minutes/game: 20.2
Points/game: 5.6
FG Pct: 48.9
FT Pct: 54.3

Rebounds/game: 3.1
Assists/game: 2.1
Turnovers/game: 0.7
Assist/turnover ratio: 3.0
Steals/game: 0.9
Blocks/game: 0.1

ARKANSAS CAREER STATS >>

Season	gp-gs	min/avg	Total		3-Point		F-Throws		Rebounds				Scoring							
			fg-fga	pct	fg-fga	pct	ft-fa	pct	off	def	tot	avg	pf	fo	ast	to	blk	stl	pts	avg
2013-14	8-0	27/3.4	2-3	.667	0-0	.000	1-2	.500	1	3	4	0.5	2	0	1	2	0	3	5	0.6
2014-15	36-0	502/13.9	38-68	.559	0-7	.000	17-24	.708	17	56	73	2.0	54	0	39	28	0	37	93	2.6
2015-16	29-9	586/20.2	68-139	.489	0-0	.000	25-46	.543	26	64	90	3.1	50	1	62	21	3	26	161	5.6
TOTAL	73-9	1115/15.3	108-210	.514	0-7	.000	43-72	.597	44	123	167	2.3	106	1	102	51	3	66	259	3.5



<< JIMMY 24 WHITT >>

G | Fr. | 6-4 | 173

Columbia, Mo. | Hickman HS

@JimmyWhitt33 | #JimmyBuckets

CAREER HIGHS >>

Points: 15 at Missouri (Jan. 12, 2016)

FG: 7 at Missouri (Jan. 12, 2016)

FGA: 13 vs. Charleston Southern (Nov. 20, 2015)

3FG: 2 vs. Tennessee (Feb. 6, 2016)

3FGA: 3 vs. LSU (Feb. 23, 2016)

FT: 5 at Mississippi State (Feb. 9, 2016)

FTA: 6, 2x, last at Mississippi State (Feb. 9, 2016)

Rebounds: 5 vs. Charleston Southern (Nov. 20, 2015)

Assists: 4, 2x, last vs. Tennessee Tech (Dec. 12, 2015)

Steals: 2, 6x, last vs. Mercer (Dec. 19, 2015)

Blocks: 3 vs. Vanderbilt (Jan. 5, 2016)

Minutes: 30 vs. Stanford (Nov. 27, 2015)

#RAZORFACTS >>

- Had a career-high 15 points against Mizzou (Jan. 12) in his return to Columbia.
- Is 9-of-15 from the field over the last three games.
- Has nine double-digit scoring efforts in his first 29 collegiate games.
- Has made a career-high two three-pointers twice in the last seven games.
- Has made three of his last six three-point field goal attempts.
- Recorded a career-high four assists against Northwestern State and Tennessee Tech.
- Made his first collegiate three-pointer in his SEC debut at Texas A&M (Jan. 2).
- Tied a career-high with two blocked shots against Vanderbilt (Jan. 5).
- Played a career-long 30 minutes against Stanford in the NIT Tip-Off (Nov. 27).
- Pulled down a career-high five rebounds against Charleston Southern (Nov. 20).
- Scored 12 points in 26 minutes vs. Southern University in his debut as a Razorback.
- A consensus top-80 player in the class of 2015.
- Participated in USA Basketball Men's Junior National Team mini-camp as Jr.
- Ranked No. 11 at his position and No. 1 in the state of Missouri by ESPN.com.

GAME-BY-GAME STATS >>

SEASON HIGHS >>

Points: Same

FG: Same

FGA: Same

3FG: Same

3FGA: Same

FT: Same

FTA: Same

Rebounds: Same

Assists: Same

Steals: Same

Blocks: Same

Minutes: Same

SUPERLATIVE STATS >>

	Season	Career
Double Figure Points	8	8
Games W/ a Offensive Rebound	8	8
Multiple Assists	10	10
5+ Assists	0	0
Games W/ a Steal	14	14
2+ Steals	6	6
3+ Steals	0	0

Opponent	Date	gs	min	Total		3-Pointers		Free throws		Rebounds										pts	avg
				fg	pct	3fg	pct	ft	pct	off	def	tot	avg	pf	a	t/o	blk	stl			
SOUTHERN UNIVERSITY	11/13/15	*	26	5-12	.417	0-0	.000	2-2	1.000	0	1	1	1.0	3	2	1	0	2	12	12.0	
AKRON	11/18/15	*	22	1-6	.167	0-0	.000	4-6	.667	1	1	2	1.5	4	3	2	1	0	6	9.0	
CHARLESTON SOUTHER	11/20/15	*	26	6-13	.462	0-0	.000	2-4	.500	1	4	5	2.7	1	1	1	0	2	14	10.7	
vs Georgia Tech	11/26/15	*	29	4-12	.333	0-0	.000	2-2	1.000	0	3	3	2.8	4	1	1	0	0	10	10.5	
vs Stanford	11/27/15	*	30	6-11	.545	0-0	.000	2-2	1.000	0	2	2	2.6	3	1	2	0	2	14	11.2	
NORTHWESTERN STATE	12/01/15	*	28	4-11	.364	0-0	.000	2-2	1.000	1	2	3	2.7	3	4	3	1	2	10	11.0	
at Wake Forest	12/04/15	*	15	2-6	.333	0-0	.000	2-2	1.000	0	1	1	2.4	2	0	0	0	0	6	10.3	
EVANSVILLE	12/08/15	*	26	3-5	.600	0-1	.000	1-1	1.000	0	1	1	2.3	3	2	2	2	2	7	9.9	
TENNESSEE TECH	12/12/15	*	26	2-7	.286	0-0	.000	2-2	1.000	0	3	3	2.3	3	4	1	0	0	6	9.4	
MERCER	12/19/15	*	27	1-6	.167	0-0	.000	0-0	.000	0	1	1	2.2	2	2	1	0	2	8	8.7	
NORTH FLORIDA	12/22/15	*	17	3-6	.500	0-0	.000	0-0	.000	1	1	2	2.2	2	3	0	0	0	6	8.5	
at Dayton	12/30/15	*	15	1-4	.250	0-0	.000	0-0	.000	0	0	0	2.0	1	0	0	0	0	2	7.9	
at Texas A&M	01/02/16	*	17	3-5	.600	1-1	1.000	1-2	.500	1	0	1	1.9	3	1	2	0	1	8	7.9	
VANDERBILT	01/05/16	*	13	2-6	.333	0-0	.000	0-0	.000	0	1	1	1.9	1	1	1	2	1	4	7.6	
MISSISSIPPI STATE	01/09/16	*	10	0-1	.000	0-0	.000	0-0	.000	0	2	2	1.9	2	0	3	0	0	0	7.1	
at Mizzou	01/12/16	*	20	7-11	.636	0-0	.000	1-2	.500	0	3	3	1.9	2	0	1	0	1	15	7.6	
at LSU	01/16/16	*	7	3-6	.500	0-0	.000	0-0	.000	0	1	1	1.9	2	0	1	0	0	6	7.5	
KENTUCKY	01/21/16	*	14	0-3	.000	0-0	.000	0-0	.000	0	2	2	1.9	2	1	0	0	0	0	7.1	
at Georgia	01/23/16	*	7	0-2	.000	0-0	.000	0-0	.000	1	0	1	1.8	0	0	0	0	1	0	6.7	
TEXAS A&M	01/27/16	*	14	0-5	.000	0-2	.000	0-0	.000	1	2	3	1.9	1	2	1	0	0	0	6.4	
TEXAS TECH	01/30/16	*	7	1-3	.333	0-0	.000	0-0	.000	0	0	0	1.8	2	0	0	0	0	2	6.2	
at Florida	02/03/16	*	8	1-4	.250	0-1	.000	0-0	.000	1	1	2	1.8	2	2	0	0	1	2	6.0	
TENNESSEE	02/06/16	*	20	4-5	.800	2-2	1.000	0-0	.000	1	1	2	1.8	1	2	1	0	1	10	6.2	
at Mississippi State	02/09/16	*	20	3-12	.250	0-1	.000	5-6	.833	2	2	4	1.9	4	0	0	0	0	11	6.4	
at Ole Miss	02/13/16	*	16	3-5	.600	0-0	.000	3-3	1.000	0	0	0	1.8	4	1	2	0	1	9	6.5	
AUBURN	02/17/16	*	12	0-3	.000	0-1	.000	0-0	.000	0	1	1	1.8	0	2	0	0	0	0	6.2	
MIZZOU	02/20/16	*	17	1-2	.500	1-1	1.000	4-4	1.000	0	2	2	1.8	1	0	0	0	0	7	6.3	
LSU	02/23/16	*	18	5-8	.625	2-3	.667	0-0	.000	0	1	1	1.8	3	0	1	0	0	12	6.5	
at Tennessee	02/27/16	*	15	3-5	.600	0-2	.000	0-0	.000	0	1	1	1.8	3	0	0	0	1	6	6.4	
Totals			10	522	74-185	.400	6-15	.400	33-40	.825	11	40	51	1.8	64	35	27	6	20	187	6.4

Games played: 29
Minutes/game: 18.0
Points/game: 6.4
FG Pct: 40.0
3FG Pct: 40.0
FT Pct: 82.5

Rebounds/game: 1.8
Assists/game: 1.2
Turnovers/game: 0.9
Assist/turnover ratio: 1.3
Steals/game: 0.7
Blocks/game: 0.2

ARKANSAS CAREER STATS >>

Season	gp-gs	min/avg	Total	3-Point	F-Throws	Rebounds														Scoring
			fg-fga	pct	fg-fga	pct	ft-fa	pct	off	def	tot	avg	pf	fo	ast	to	blk	stl	pts	avg
2015-16	29-10	522/18.0	74-185	.400	6-15	.400	33-40	.825	11	40	51	1.8	64	0	35	27	6	20	187	6.4
TOTAL	29-10	522/18.0	74-185	.400	6-15	.400	33-40	.825	11	40	51	1.8	64	0	35	27	6	20	187	6.4



<< ANTON 31 BEARD >>

G | So. | 6-0 | 195

Little Rock, Ark. | North Little Rock HS

@antonbeard31

CAREER HIGHS >>

Points: 18 at Georgia (Jan. 23, 2016)
FG: 5, 4x, last at Missouri (Jan. 12, 2016)
FGA: 13 at Dayton (Dec. 30, 2015)
3FG: 4 at Ole Miss (Feb. 14, 2015)
3FGA: 7 at Dayton (Dec. 30, 2015)
FT: 7 at Georgia (Jan. 23, 2016)
FTA: 9 at Georgia (Jan. 23, 2016)
Rebounds: 7 vs. Delaware State (Nov. 21, 2015)
Assists: 5, 4x, last at Dayton (Dec. 30, 2015)
Steals: 5 vs. Milwaukee (Dec. 22, 2014)
Blocks: 1 at Missouri (Jan. 12, 2016)
Minutes: 33 vs. Tennessee (March 13, 2015)

SEASON HIGHS >>

Points: 18 at Georgia (Jan. 23, 2016)
FG: 5, 3x, last at Missouri (Jan. 12, 2016)
FGA: 13 at Dayton (Dec. 30, 2015)
3FG: 3 at Dayton (Dec. 30, 2015)
3FGA: 7 at Dayton (Dec. 30, 2015)
FT: 7 at Georgia (Jan. 23, 2016)
FTA: 9 at Georgia (Jan. 23, 2016)
Rebounds: 5, 2x, last vs. Kentucky (Jan. 21, 2016)
Assists: 5 at Dayton (Dec. 30, 2015)
Steals: 2, 6x, last vs. Auburn (Feb. 17, 2016)
Blocks: 1, 2x, last vs. Kentucky (Jan. 21, 2016)
Minutes: 32 at Dayton (Dec. 30, 2015)

SUPERLATIVE STATS >>

	Season	Career
Double Figure Points	7	15
Games W/ a Three-Pointer	13	32
2+ Three-Pointers	4	13
3+ Three-Pointers	1	3
3+ Assists	6	14
5+ Rebounds	3	4
Games W/ a Off. Rebound	5	27
2+ Off. Rebounds	2	8
Games W/ a Steal	15	36
2+ Steals	6	12

#RAZORFACTS >>

- Reinstated to the program on Nov. 16 following resolutions in the legal and the campus judicial processes.
- Joined team-related activities and practice on Nov. 16.
- Has 11 assists and three turnovers over the last five games.
- Scored a career-high 18 points at Georgia (Jan. 23).
- Has seven double-digit scoring efforts in 14 games this season.
- Tallied a career-high tying five assists at Dayton (Dec. 30).
- Named to the SEC All-Freshman team last season after starting the final 16 games of the year.
- Scored 7.6 points per game and added 1.5 assists per game and 35 steals last year as a freshman.
- Was the top ranked prospect in the state of Arkansas for the class of 2014 by every recruiting outlet.
- Led North Little Rock High School to a 7A state championship as a senior.

GAME-BY-GAME STATS >>

Opponent	Date	gs	min	Total		3-Pointers		Free throws		Rebounds				pf	a	t/o	blk	stl	pts	avg
				fg-fga	pct	3fg-fga	pct	ft-fa	pct	off	def	tot	avg							
MERCER	12/19/15	18	2-7	.286	2-3	.667	0-1	.000	0	2	2	2.0	0	0	0	0	0	2	6	6.0
NORTH FLORIDA	12/22/15	17	5-8	.625	2-3	.667	1-2	.500	0	0	0	1.0	3	3	0	0	1	13	9.5	
at Dayton	12/30/15	32	5-13	.385	3-7	.429	2-3	.667	0	4	4	2.0	3	5	1	0	1	15	11.3	
at Texas A&M	01/02/16	23	1-6	.167	0-2	.000	0-0	.000	0	3	3	2.3	2	2	1	0	1	2	9.0	
VANDERBILT	01/05/16	22	2-5	.400	0-0	.000	0-0	.000	0	1	1	2.0	3	0	1	0	1	4	8.0	
MISSISSIPPI STATE	01/09/16	10	1-3	.333	1-1	1.000	0-0	.000	0	1	1	1.8	2	2	2	0	0	3	7.2	
at Mizzou	01/12/16	24	5-8	.625	2-4	.500	2-2	1.000	0	1	1	1.7	2	3	0	1	0	14	8.1	
at LSU	01/16/16	23	4-7	.571	1-4	.250	2-5	.400	1	4	5	2.1	1	2	1	0	1	11	8.5	
KENTUCKY	01/21/16	25	2-6	.333	0-2	.000	1-2	.500	0	5	5	2.4	2	2	0	1	1	5	8.1	
at Georgia	01/23/16	30	5-9	.556	1-3	.333	7-9	.778	1	1	2	2.4	4	3	0	0	2	18	9.1	
TEXAS A&M	01/27/16	20	1-7	.143	1-4	.250	1-2	.500	0	2	2	2.4	2	0	2	0	2	4	8.6	
TEXAS TECH	01/30/16	16	0-4	.000	0-1	.000	0-0	.000	0	1	1	2.3	3	1	1	0	1	0	7.9	
at Florida	02/03/16	25	2-8	.250	1-3	.333	2-2	1.000	0	3	3	2.3	5	2	2	0	0	7	7.8	
TENNESSEE	02/06/16	21	4-10	.400	1-4	.250	3-4	.750	2	2	4	2.4	3	4	0	0	3	12	8.1	
at Mississippi State	02/09/16	21	3-8	.375	0-2	.000	0-1	.000	0	1	1	2.3	3	0	2	0	0	6	8.0	
at Ole Miss	02/13/16	27	2-10	.200	1-4	.250	0-0	.000	2	2	4	2.4	1	3	0	0	2	5	7.8	
AUBURN	02/17/16 *	20	0-5	.000	0-4	.000	2-4	.500	0	1	1	2.4	2	3	2	0	2	2	7.5	
MIZZOU	02/20/16	11	1-6	.167	1-2	.500	0-0	.000	1	1	2	2.3	1	2	0	0	1	3	7.2	
LSU	02/23/16	18	2-8	.250	0-4	.000	0-0	.000	1	0	1	2.3	2	2	0	0	1	4	7.1	
at Tennessee	02/27/16	20	3-6	.500	1-4	.250	3-3	1.000	1	0	1	2.2	2	1	1	0	0	10	7.2	
Totals		1	423	50-144	.347	18-61	.295	26-40	.650	9	35	44	2.2	46	40	16	2	22	144	7.2

Games played: 20
Minutes/game: 21.2
Points/game: 7.2
FG Pct: 34.7
3FG Pct: 29.5
FT Pct: 65.0

Rebounds/game: 2.2
Assists/game: 2.0
Turnovers/game: 0.8
Assist/turnover ratio: 2.5
Steals/game: 1.1
Blocks/game: 0.1

ARKANSAS CAREER STATS >>

			Total		3-Point		F-Throws		Rebounds											Scoring	
Season	gp-gs	min/avg	fg-fga	pct	fg-fga	pct	ft-fa	pct	off	def	tot	avg	pf	fo	ast	to	blk	stl	pts	avg	
2014-15	35-16	662/18.9	66-172	.384	31-88	.352	35-55	.636	31	36	67	1.9	84	4	53	32	0	35	198	5.7	
2015-16	20-1	423/21.2	50-144	.347	18-61	.295	26-40	.650	9	35	44	2.2	46	1	40	16	2	22	144	7.2	
TOTAL	55-17	1085/19.7	116-316	.367	49-149	.329	61-95	.642	40	71	111	2.0	130	5	93	48	2	57	342	6.2	



MOSES 33 KINGSLEY

F/C | Jr. | 6-10 | 230
Abuja, Nigeria | Huntington Prep (W. Va.)

@KingMoses_ | #BeastMo | #MoKnows

CAREER HIGHS >>

Points: 26 at Dayton (Dec. 30, 2015)
FG: 11 vs. North Florida (Dec. 22, 2015)
FGA: 17, 2x, last vs. Vanderbilt (Jan. 5, 2016)
3FG: 1 vs. South Alabama (Dec. 21, 2013)
3FGA: 1, 2x, last vs. Auburn (Jan. 25, 2014)
FT: 9 vs. LSU (Feb. 23, 2016)
FTA: 14 vs. Auburn (Feb. 17, 2016)
Rebounds: 14 vs. Mercer (Dec. 19, 2015)
Assists: 4, 2x, last at Tennessee (Feb. 27, 2016)
Steals: 4, 2x, last vs. Auburn (Feb. 17, 2016)
Blocks: 8 vs. Tennessee Tech (Dec. 12, 2015)
Minutes: 40 at Dayton (Dec. 30, 2015)

SEASON HIGHS >>

Points: 26 at Dayton (Dec. 30, 2015)
FG: 11 vs. North Florida (Dec. 22, 2015)
FGA: 17, 2x, last vs. Vanderbilt (Jan. 5, 2016)
3FG: --
3FGA: --
FT: 9 vs. LSU (Feb. 23, 2016)
FTA: 14 vs. Auburn (Feb. 17, 2016)
Rebounds: 14 vs. Mercer (Dec. 19, 2015)
Assists: 4, 2x, last at Tennessee (Feb. 27, 2016)
Steals: 4, 2x, last vs. Auburn (Feb. 17, 2016)
Blocks: 8 vs. Tennessee Tech (Dec. 12, 2015)
Minutes: 40 at Dayton (Dec. 30, 2015)

SUPERLATIVE STATS >>

	Season	Career
Double Figure Points	27	31
Double-Double	15	16
Team Leader/Rebounds	26	30
7+ Rebounds	24	30
10+ Rebounds	15	16
2+ Off. Rebounds	24	47
Games W/ a Block	28	74
2+ Blocks	17	44
3+ Blocks	11	24

#RAZORFACTS >>

- Name the SEC Player of the Week on Feb. 1 after averaging 17.5 points and 11 rebounds in two home wins.
- Is one of four high-major players averaging at least 16.0 points and 9.0 rebounds per game this season.
- Is averaging 11.0 rebounds and 16.8 points per game over the last five contests.
- Has four double-doubles in the last five games.
- Is one of four high-major players in the country with 15-plus double-doubles on the year.
- One of 10 finalists for the Kareem Abdul-Jabbar Award as the nation's top center.
- Joins LSU's Ben Simmons as the only individuals in the SEC with 15-plus double-doubles on the year.
- Has scored in double figures in 27 of the 29 games this season reached the 20-point mark seven times.
- Is the first player in school history with two 8-for-8 shooting performances in a career (Southern & Missouri).
- First Razorback in 30 years with eight double-doubles through the first 12 games.
- Is one of three players in the country with multiple games of 20 points, 10 rebounds and five blocks.
- Scored a career-high 26 points at Dayton (Dec. 30).
- Scored an SEC-game career-high 25 points against Vanderbilt (Jan. 5).
- Pulled down a career-best 14 rebounds against Mercer (Dec. 19).
- Posted career-high eight blocks against Tennessee Tech (Dec. 12).
- First Razorback in six years to open the season with consecutive double-doubles.
- First Arkansas player since 2008-09 to have consecutive 12-plus rebound games to start the year.

GAME-BY-GAME STATS >>

Opponent	Date	gs	min	Total		3-Pointers		Free throws		Rebounds											
				fg-fga	pct	3fg-fga	pct	ft-fa	pct	off	def	tot	avg	pf	a	t/o	blk	stl	pts	avg	
SOUTHERN UNIVERSITY	11/13/15	*	24	8-8	1.000	0-0	.000	6-11	.545	6	6	12	12.0	5	1	2	5	3	22	22.0	
AKRON	11/18/15	*	33	5-12	.417	0-0	.000	7-9	.778	4	8	12	12.0	3	3	1	1	2	17	19.5	
CHARLESTON SOUTHER	11/20/15	*	24	4-7	.571	0-0	.000	7-9	.778	2	4	6	10.0	1	3	1	3	0	15	18.0	
vs Georgia Tech	11/26/15	*	23	5-8	.625	0-0	.000	3-6	.500	4	5	9	9.8	5	0	2	1	0	13	16.8	
vs Stanford	11/27/15	*	27	4-10	.400	0-0	.000	4-4	1.000	7	5	12	10.2	5	1	4	1	2	12	15.8	
NORTHWESTERN STATE	12/01/15	*	23	7-10	.700	0-0	.000	7-9	.778	4	6	10	10.2	1	1	0	1	0	21	16.7	
at Wake Forest	12/04/15	*	24	5-10	.500	0-0	.000	5-6	.833	4	3	7	9.7	4	0	2	2	1	15	16.4	
EVANSVILLE	12/08/15	*	25	4-10	.400	0-0	.000	4-5	.800	1	7	8	9.5	3	1	2	2	0	12	15.9	
TENNESSEE TECH	12/12/15	*	30	4-10	.400	0-0	.000	2-4	.500	3	10	13	9.9	1	0	1	8	1	10	15.2	
MERCER	12/19/15	*	39	8-16	.500	0-0	.000	2-3	.667	5	9	14	10.3	4	1	1	2	1	18	15.5	
NORTH FLORIDA	12/22/15	*	30	11-17	.647	0-0	.000	0-0	.000	4	6	10	10.3	2	2	1	5	0	22	16.1	
at Dayton	12/30/15	*	40	9-13	.692	0-0	.000	8-9	.889	4	7	11	10.3	3	0	2	3	1	26	16.9	
at Texas A&M	01/02/16	*	26	3-7	.429	0-0	.000	5-6	.833	4	3	7	10.1	2	1	3	1	0	11	16.5	
VANDERBILT	01/05/16	*	38	9-17	.529	0-0	.000	7-10	.700	2	6	8	9.9	3	0	0	0	4	25	17.1	
MISSISSIPPI STATE	01/09/16	*	28	3-8	.375	0-0	.000	7-9	.778	2	6	8	9.8	1	1	3	4	0	13	16.8	
at Mizzou	01/12/16	*	29	8-8	1.000	0-0	.000	8-10	.800	1	4	5	9.5	2	3	0	4	2	24	17.3	
at LSU	01/16/16	*	33	5-9	.556	0-0	.000	1-2	.500	1	7	8	9.4	3	2	2	4	2	11	16.9	
KENTUCKY	01/21/16	*	32	3-6	.500	0-0	.000	7-10	.700	2	4	6	9.2	4	0	4	2	1	13	16.7	
at Georgia	01/23/16	*	28	4-10	.400	0-0	.000	3-9	.333	2	8	10	9.3	3	2	1	2	1	11	16.4	
TEXAS A&M	01/27/16	*	33	6-13	.462	0-0	.000	6-8	.750	5	6	11	9.4	3	3	1	2	1	18	16.5	
TEXAS TECH	01/30/16	*	35	6-10	.600	0-0	.000	5-7	.714	5	6	11	9.4	2	1	2	1	1	17	16.5	
at Florida	02/03/16	*	26	6-10	.600	0-0	.000	3-6	.500	3	6	9	9.4	5	2	5	1	1	15	16.4	
TENNESSEE	02/06/16	*	23	8-11	.727	0-0	.000	1-5	.200	2	3	5	9.2	3	1	2	1	1	17	16.4	
at Mississippi State	02/09/16	*	20	1-6	.167	0-0	.000	2-2	1.000	1	2	3	9.0	3	0	1	1	0	4	15.9	
at Ole Miss	02/13/16	*	33	8-11	.727	0-0	.000	3-4	.750	6	7	13	9.1	2	1	5	1	2	19	16.0	
AUBURN	02/17/16	*	35	7-10	.700	0-0	.000	6-14	.429	5	5	10	9.2	2	0	2	3	4	20	16.2	
MIZZOU	02/20/16	*	29	6-12	.500	0-0	.000	3-5	.600	3	9	12	9.3	4	0	2	1	0	15	16.1	
LSU	02/23/16	*	33	6-11	.545	0-0	.000	9-13	.692	3	9	12	9.4	2	4	3	3	1	21	16.3	
at Tennessee	02/27/16	*	28	3-8	.375	0-0	.000	3-6	.500	1	7	8	9.3	3	4	3	4	1	9	16.1	
Totals			28	851	166-298	.557	0-0	.000	134-201	.667	96	174	270	9.3	84	38	58	69	33	466	16.1

Games played: 29
Minutes/game: 29.3
Points/game: 16.1
FG Pct: 55.7
FT Pct: 66.7

Rebounds/game: 9.3
Assists/game: 1.3
Turnovers/game: 2.0
Assist/turnover ratio: 0.7
Steals/game: 1.1
Blocks/game: 2.4

ARKANSAS CAREER STATS >>

			Total		3-Point		F-Throws		Rebounds											Scoring	
Season	gp-gs	min/avg	fg-fga	pct	fg-fga	pct	ft-fa	pct	off	def	tot	avg	pf	fo	ast	to	blk	stl	pts	avg	
2013-14	32-0	368/11.5	43-81	.531	1-2	.500	41-63	.651	39	63	102	3.2	41	0	7	14	49	14	128	4.0	
2014-15	36-4	391/10.9	49-101	.485	0-0	.000	33-53	.623	45	45	90	2.5	56	0	11	23	38	15	131	3.6	
2015-16	29-28	851/29.3	166-298	.557	0-0	.000	134-201	.667	96	174	270	9.3	84	4	38	58	69	33	466	16.1	
TOTAL	97-32	1610/16.6	258-480	.538	1-2	.500	208-317	.656	180	282	462	4.8	181	4	56	95	156	62	725	7.5	



<< WILLY 50 KOUASSI >>

C | R-Sr. | 6-10 | 230

Abidjan, Ivory Coast | Central Park Christian | KSU

@WillyOfficial50

CAREER HIGHS >>

Points: 15, 2x, last at USC Upstate (Jan. 6, 2014)^

FG: 7 at USC Upstate (Jan. 6, 2014)^

FGA: 11 at USC Upstate (Jan. 6, 2014)^

3FG: --

3FGA: --

FT: 7 vs Chattanooga (Nov. 29, 2014)^

FTA: 12 vs Chattanooga (Nov. 29, 2014)^

Rebounds: 11 at USC Upstate (Jan. 6, 2014)^

Assists: 2 vs. FGCU (Jan. 25, 2014)^

Steals: 1, 12x, last vs. LSU (Feb. 23, 2016)

Blocks: 5 vs. Nicholls State (Nov. 25, 2011)*

Minutes: 30, 2x, last at North Florida (Jan. 29, 2015)^

^ - at Kennesaw State

* - at Auburn

SEASON HIGHS >>

Points: 12 vs. Northwestern State (Dec. 1, 2015)

FG: 5 vs. Northwestern State (Dec. 1, 2015)

FGA: 6 vs. Northwestern State (Dec. 1, 2015)

3FG: --

3FGA: --

FT: 4 at Wake Forest (Dec. 4, 2015)

FTA: 4, 4x, last vs. Missouri (Feb. 20, 2016)

Rebounds: 9 vs. Northwestern State (Dec. 1, 2015)

Assists: 1 vs. Tennessee Tech (Dec. 12, 2015)

Steals: 1, 3x, last vs. LSU (Feb. 23, 2016)

Blocks: 4 vs. Evansville (Dec. 8, 2015)

Minutes: 18 vs. Northwestern State (Dec. 1, 2015)

SUPERLATIVE STATS >>

	Season	Career
Double Figure Points	1	6
Double-Double	0	0
7+ Rebounds	2	15
10+ Rebounds	0	2
2+ Off. Rebounds	4	32
Games W/ a Block	11	56
2+ Blocks	5	30
3+ Blocks	1	12

Games played: 28
Minutes/game: 8.4
Points/game: 2.1
FG Pct: 62.5
FT Pct: 54.3

Rebounds/game: 2.0
Assists/game: 0.0
Turnovers/game: 0.4
Assist/turnover ratio: 0.1
Steals/game: 0.1
Blocks/game: 0.6

GAME-BY-GAME STATS >>

Opponent	Date	gs	min	Total		3-Pointers		Free throws		Rebounds				pf	a	t/o	blk	stl	pts	avg
				fg-fga	pct	3fg-fga	pct	ft-fa	pct	off	def	tot	avg							
SOUTHERN UNIVERSITY	11/13/15	8	0-0	.000	0-0	.000	1-2	.500	1	2	3	3.0	0	0	0	0	0	0	1	1.0
AKRON	11/18/15	2	0-0	.000	0-0	.000	0-0	.000	0	0	0	1.5	0	0	0	0	0	0	0	0.5
CHARLESTON SOUTHER	11/20/15	14	0-1	.000	0-0	.000	1-2	.500	0	2	2	1.7	4	0	0	1	1	1	0.7	
vs Georgia Tech	11/26/15	15	1-2	.500	0-0	.000	3-4	.750	0	2	2	1.8	1	0	0	2	0	5	1.8	
vs Stanford	11/27/15	8	0-0	.000	0-0	.000	0-0	.000	1	1	2	1.8	4	0	1	1	1	0	1.4	
NORTHWESTERN STATE	12/01/15	18	5-6	.833	0-0	.000	2-2	1.000	3	6	9	3.0	2	0	2	0	0	12	3.2	
at Wake Forest	12/04/15	13	1-3	.333	0-0	.000	4-4	1.000	1	0	1	2.7	2	0	0	2	0	6	3.6	
EVANSVILLE	12/08/15	14	2-2	1.000	0-0	.000	3-4	.750	1	2	3	2.8	2	0	1	4	0	7	4.0	
TENNESSEE TECH	12/12/15	17	1-1	1.000	0-0	.000	1-2	.500	2	5	7	3.2	3	1	0	2	0	3	3.9	
MERCER	12/19/15	6	0-0	.000	0-0	.000	1-2	.500	0	0	0	2.9	0	0	0	1	0	1	3.6	
NORTH FLORIDA	12/22/15	10	3-3	1.000	0-0	.000	1-2	.500	0	1	1	2.7	3	0	1	1	0	7	3.9	
at Dayton	12/30/15	5	0-0	.000	0-0	.000	0-2	.000	0	1	1	2.6	2	0	1	0	0	0	3.6	
at Texas A&M	01/02/16	12	1-1	1.000	0-0	.000	0-2	.000	1	1	2	2.5	3	0	0	0	0	2	3.5	
VANDERBILT	01/05/16	3	0-0	.000	0-0	.000	0-0	.000	0	1	1	2.4	3	0	0	0	0	0	3.2	
MISSISSIPPI STATE	01/09/16	4	0-0	.000	0-0	.000	0-0	.000	0	2	2	2.4	0	0	0	0	0	0	3.0	
at Mizzou	01/12/16	15	1-3	.333	0-0	.000	0-0	.000	0	2	2	2.4	1	0	0	0	0	2	2.9	
at LSU	01/16/16	17	2-5	.400	0-0	.000	0-0	.000	3	2	5	2.5	2	0	1	2	0	4	3.0	
KENTUCKY	01/21/16	2	0-0	.000	0-0	.000	0-0	.000	0	0	0	2.4	0	0	0	0	0	0	2.8	
at Georgia	01/23/16	6	0-1	.000	0-0	.000	1-2	.500	0	0	0	2.3	1	0	1	0	0	1	2.7	
TEXAS A&M	01/27/16	dnp	-	-	-	-	-	-	-	-	-	-	-	-	-	-	-	-	-	
TEXAS TECH	01/30/16	2	0-0	.000	0-0	.000	0-0	.000	0	0	0	2.2	0	0	0	0	0	0	2.6	
at Florida	02/03/16	3	0-0	.000	0-0	.000	0-0	.000	0	0	0	2.0	1	0	0	0	0	0	2.5	
TENNESSEE	02/06/16	9	1-1	1.000	0-0	.000	0-0	.000	1	3	4	2.1	0	0	0	0	0	2	2.5	
at Mississippi State	02/09/16	7	1-2	.500	0-0	.000	0-1	.000	4	0	4	2.2	1	0	0	0	0	2	2.4	
at Ole Miss	02/13/16	2	0-0	.000	0-0	.000	0-0	.000	0	0	0	2.1	1	0	0	1	0	0	2.3	
AUBURN	02/17/16	3	0-0	.000	0-0	.000	0-0	.000	1	0	1	2.1	1	0	1	0	0	0	2.2	
MIZZOU	02/20/16	7	0-0	.000	0-0	.000	1-4	.250	1	1	2	2.1	0	0	1	1	0	1	2.2	
LSU	02/23/16	10	1-1	1.000	0-0	.000	0-0	.000	0	1	1	2.0	1	0	0	0	1	2	2.2	
at Tennessee	02/27/16	4	0-0	.000	0-0	.000	0-0	.000	0	0	0	2.0	0	0	0	0	0	0	2.1	
Totals		2	236	20-32	.625	0-0	.000	19-35	.543	20	35	55	2.0	38	1	10	18	3	59	2.1

ARKANSAS CAREER STATS >>

			Total		3-Point		F-Throws		Rebounds											Scoring	
Season	gp-gs	min/avg	fg-fga	pct	fg-fga	pct	ft-fa	pct	off	def	tot	avg	pf	fo	ast	to	blk	stl	pts	avg	
2015-16	28-2	236/8.4	20-32	.625	0-0	.000	19-35	.543	20	35	55	2.0	38	0	1	10	18	3	59	2.1	
TOTAL	28-2	236/8.4	20-32	.625	0-0	.000	19-35	.543	20	35	55	2.0	38	0	1	10	18	3	59	2.1	



◀ KEATON 55 MILES ▶

F | R-Sr. | 6-7 | 212

Dallas, Texas | Dallas Lincoln HS | West Virginia

@KeatonMiles

CAREER HIGHS >>

Points: 11, 2x, last vs. Northwestern State (Dec. 1, 2015)

FG: 5 vs. Northwestern State (Dec. 1, 2015)

FGA: 8, 2x, last at Georgia (Jan. 23, 2016)

3FG: 2, vs. Oakland (Dec. 19, 2012)^

3FGA: 4, vs. Virginia Tech (Dec. 8, 2012)^

FT: 5, vs. VMI (Nov. 28, 2012)^

FTA: 5, 2x, last at Kansas State (Feb. 18, 2013)^

Rebounds: 9 vs. North Florida (Dec. 22, 2015)

Assists: 7, vs. Rutgers (Jan. 14, 2012)^

Steals: 5, vs. Oral Roberts (Nov. 11, 2011)^

Blocks: 4, 2x, last vs. Missouri (Feb. 20, 2016)

Minutes: 37 at Georgia (Jan. 23, 2016)

^ - at West Virginia

SEASON HIGHS >>

Points: 11 vs. Northwestern State (Dec. 1, 2015)

FG: 5 vs. Northwestern State (Dec. 1, 2015)

FGA: 8, 2x, last at Georgia (Jan. 23, 2016)

3FG: --

3FGA: 1, 3x, last at Georgia (Jan. 23, 2016)

FT: 3 vs. Stanford (Nov. 27, 2015)

FTA: 4, 4x, last at Ole Miss (Feb. 13, 2016)

Rebounds: 9 vs. North Florida (Dec. 22, 2015)

Assists: 4 vs. Mississippi State (Jan. 9, 2015)

Steals: 2, 4x, last at Mississippi State (Feb. 9, 2016)

Blocks: 4, 2x, last vs. Missouri (Feb. 20, 2016)

Minutes: 37 at Georgia (Jan. 23, 2016)

SUPERLATIVE STATS >>

	Season	Career
Double Figure Points	1	3
5+ Rebounds	6	11
Games W/ a Off. Rebound	17	48
2+ Off. Rebounds	11	22
3+ Assists	2	9
Games W/ a Steal	13	30
Games W/ a Block	13	35
Games shooting .500+	7	30

Games played: 29
Minutes/game: 14.9
Points/game: 2.9
FG Pct: 34.0
3FG Pct: 0.0
FT Pct: 43.5

Rebounds/game: 2.8
Assists/game: 0.9
Turnovers/game: 1.1
Assist/turnover ratio: 0.8
Steals/game: 0.6
Blocks/game: 0.8

#RAZORFACTS >>

- Has started 22 of 29 games this year.
- Tied a career-high with four blocks last time out against Missouri (Feb. 20).
- Led the team with eight rebounds at Mississippi State (Feb. 9).
- Tallied a career-high four blocks in only nine minutes in upset win over No. 5 Texas A&M (Jan. 27).
- Played a season-long 37 minutes at Georgia (Jan. 23).
- Scored four of the final seven points in regulation as Arkansas forced OT against Vandy (Jan. 5).
- Pulled down a career-high nine rebounds against North Florida (Dec. 22).
- Scored a career-high tying 11 points against Northwestern State (Dec. 1).
- Made his first career start as a Razorback in the season opener.
- Recorded a career-high five field goals made against Northwestern State.

GAME-BY-GAME STATS >>

Opponent	Date	gs	min	Total		3-Pointers		Free throws		Rebounds		pf	a	t/o	blk	stl	pts	avg			
				fg-fga	pct	3fg-fga	pct	ft-fa	pct	off	def								tot	avg	
SOUTHERN UNIVERSITY	11/13/15	*	15	2-5	.400	0-0	.000	0-1	.000	2	2	4	4.0	4	2	1	1	4.0			
AKRON	11/18/15		16	0-1	.000	0-1	.000	0-1	.000	1	3	4	4.0	2	0	1	1	0.2			
CHARLESTON SOUTHER	11/20/15	*	10	2-5	.400	0-0	.000	1-3	.333	2	3	5	4.3	5	0	1	0	5.0			
vs Georgia Tech	11/26/15	*	19	2-5	.400	0-0	.000	0-0	.000	2	1	3	4.0	3	2	1	0	4.3			
vs Stanford	11/27/15	*	29	1-6	.167	0-0	.000	3-4	.750	3	2	5	4.2	3	1	1	0	5.3			
NORTHWESTERN STATE	12/01/15	*	25	5-7	.714	0-0	.000	1-2	.500	2	1	3	4.0	4	2	3	0	4.8			
at Wake Forest	12/04/15	*	26	3-8	.375	0-1	.000	1-2	.500	2	2	4	4.0	4	2	4	0	5.1			
EVANSVILLE	12/08/15	*	15	0-2	.000	0-0	.000	0-0	.000	0	1	1	3.6	2	2	1	0	4.5			
TENNESSEE TECH	12/12/15	*	8	1-3	.333	0-0	.000	2-3	.667	1	0	1	3.3	4	0	2	1	4.4			
MERCER	12/19/15	*	12	1-5	.200	0-0	.000	2-2	1.000	2	0	2	3.2	1	0	1	1	4.4			
NORTH FLORIDA	12/22/15	*	19	3-5	.600	0-0	.000	1-4	.250	2	7	9	3.7	1	2	4	0	4.6			
at Dayton	12/30/15	*	12	0-1	.000	0-0	.000	2-2	1.000	1	5	6	3.9	3	0	0	1	4.4			
at Texas A&M	01/02/16	*	9	0-4	.000	0-0	.000	0-0	.000	0	1	1	3.7	1	0	2	0	4.1			
VANDERBILT	01/05/16	*	18	2-4	.500	0-0	.000	1-4	.250	1	2	3	3.6	3	1	1	3	5.4			
MISSISSIPPI STATE	01/09/16	*	20	1-1	1.000	0-0	.000	1-2	.500	0	2	2	3.5	3	4	1	2	0	3.4		
at Mizzou	01/12/16	*	14	0-2	.000	0-0	.000	0-0	.000	0	0	0	3.3	4	0	0	0	0	3.8		
at LSU	01/16/16	*	8	1-3	.333	0-0	.000	0-0	.000	1	0	1	3.2	4	0	0	1	2	3.7		
KENTUCKY	01/21/16	*	12	2-4	.500	0-0	.000	1-4	.250	0	0	0	3.0	0	0	1	0	0	5.3		
at Georgia	01/23/16	*	37	2-8	.250	0-1	.000	0-0	.000	0	4	4	3.1	4	2	1	1	0	4.3		
TEXAS A&M	01/27/16		9	0-1	.000	0-0	.000	2-2	1.000	0	2	2	3.0	3	1	1	4	0	2.3		
TEXAS TECH	01/30/16		2	0-0	.000	0-0	.000	0-2	.000	0	0	0	2.9	0	0	0	0	0	3.5		
at Florida	02/03/16		7	1-3	.333	0-0	.000	0-0	.000	0	1	1	2.8	0	0	0	0	0	2.3		
TENNESSEE	02/06/16		9	0-0	.000	0-0	.000	0-2	.000	0	0	0	2.7	1	1	0	3	0	3.3		
at Mississippi State	02/09/16		16	1-2	.500	0-0	.000	0-0	.000	3	5	8	2.9	1	1	0	2	2	3.3		
at Ole Miss	02/13/16		10	0-1	.000	0-0	.000	2-4	.500	1	1	2	2.8	2	0	0	1	2	3.2		
AUBURN	02/17/16		10	1-2	.500	0-0	.000	0-0	.000	3	1	4	2.9	3	0	1	1	0	2.3		
MIZZOU	02/20/16	*	21	1-3	.333	0-0	.000	0-1	.000	3	3	6	3.0	4	3	1	4	1	2.3		
LSU	02/23/16	*	6	0-1	.000	0-0	.000	0-0	.000	0	0	0	2.9	4	0	1	0	1	0	3.0	
at Tennessee	02/27/16	*	18	0-2	.000	0-0	.000	0-1	.000	0	1	1	2.8	2	0	1	0	0	0	2.9	
Totals			21	432	32-94	.340	0-3	.000	20-46	.435	32	50	82	2.8	75	26	31	23	16	84	2.9

ARKANSAS CAREER STATS >>

			Total		3-Point		F-Throws		Rebounds											Scoring	
Season	gp-gs	min/avg	fg-fga	pct	fg-fga	pct	ft-fa	pct	off	def	tot	avg	pf	fo	ast	to	blk	stl	pts	avg	
2014-15	16-0	48/3.0	3-9	.333	0-1	.000	0-2	.000	2	4	6	0.4	20	0	1	2	0	1	6	0.4	
2015-16	29-21	432/14.9	32-94	.340	0-3	.000	20-46	.435	32	50	82	2.8	75	1	26	31	23	16	84	2.9	
TOTAL	45-21	480/10.7	35-103	.340	0-4	.000	20-48	.417	34	54	88	2.0	95	1	27	33	23	17	90	2.0	

GAME 1

Arkansas vs Southern University

Nov. 13, 2015 at 7 p.m. at Fayetteville, Ark. (Bud Walton Arena)

Southern University 68 • 0-1

#	Player	Total		3-Ptr	Rebounds			PF	TP	A	TO	Blk	Stl	Min
		FG-FGA	FG-FGA		Off	Def	Tot							
12	Sam, Jared	f	0-2	0-0	2-2	0	5	5	3	2	0	0	0	29
32	Allen, D'Arian	f	1-2	0-0	0-2	1	1	2	2	2	0	2	0	14
00	Hyder, Christopher	g	8-12	0-0	6-8	1	4	5	0	22	4	3	0	34
02	Rodgers, Adrian	g	4-11	2-4	2-2	1	1	2	4	12	0	5	0	1
03	Banks, Trelun	g	1-10	1-3	5-6	0	0	0	2	8	2	5	0	1
04	Thomas, Chris	g	3-5	0-1	5-7	1	1	2	4	11	0	1	0	19
10	Prudhomme, Shawn	g	4-8	1-4	0-0	0	2	2	2	9	1	0	1	20
50	Nunn, Tony	g	1-3	0-0	0-1	0	4	4	5	2	0	1	4	0
Team					3	3	6							
Totals			22-53	4-12	20-28	7	21	28	22	68	9	17	5	8
FG % 1st Half: 8-30		26.7%	2nd half: 14-23		60.9%	Game: 22-53		41.5%	Deadball		Rebounds			
3FG % 1st Half: 2-8		25.0%	2nd half: 2-4		50.0%	Game: 4-12		33.3%	5,2					
FT % 1st Half: 7-11		63.6%	2nd half: 13-17		76.5%	Game: 20-28		71.4%						

Arkansas 86 • 1-0

#	Player	Total		3-Ptr	Rebounds			PF	TP	A	TO	Blk	Stl	Min
		FG-FGA	FG-FGA		Off	Def	Tot							
33	Kingsley, Moses	f	8-8	0-0	6-11	6	6	12	5	22	1	2	5	3
55	Miles, Keaton	f	2-5	0-0	0-1	2	2	4	4	4	2	1	0	15
03	Hannahs, Dusty	g	6-13	5-7	4-4	0	2	2	3	21	2	1	0	31
04	Durham, Jabril	g	3-6	1-2	0-0	0	4	4	2	7	10	6	0	4
24	Whitt, Jimmy	g	5-12	0-0	2-2	0	1	1	3	12	2	1	0	26
01	Thompson, Trey	g	1-4	0-0	0-2	0	4	4	2	2	1	0	0	17
05	Bell, Anthlon	g	6-12	2-6	0-0	0	3	3	2	14	1	3	0	27
21	Watkins, Manuale	g	1-6	0-0	1-4	4	1	5	3	3	2	0	0	18
50	Kouassi, Willy	g	0-0	0-0	1-2	1	2	3	0	1	0	0	0	8
Team					4	1	5							
Totals			32-66	8-15	14-26	17	26	43	24	86	21	14	6	9
FG % 1st Half: 14-32		43.8%	2nd half: 18-34		52.9%	Game: 32-66		48.5%	Deadball		Rebounds			
3FG % 1st Half: 4-10		40.0%	2nd half: 4-5		80.0%	Game: 8-15		53.3%	6,1					
FT % 1st Half: 8-12		66.7%	2nd half: 6-14		42.9%	Game: 14-26		53.8%						

Officials: Doug Shows, Mike Thibodeaux, Ken Washington
Technical fouls: Southern University-None. Arkansas-None.
Attendance: 14158
Estimated Actual Attendance: 6,603
Fouled out: Southern #50, Nunn (4:32 2H)
Arkansas #33, Kingsley (1:27 2H)

Score by periods		1st	2nd	Total	Points SUMB AR	In Paint 28 36	Off T/O 5 21	2nd Chance 15 13	Fast Break 12 13	Bench 22 20
Southern University		25	43	68						
Arkansas		40	46	86						

Last FG - SUMB 2nd-00:24, AR 2nd-00:30.
Largest lead - SUMB by 1 1st-19:21, AR by 21 2nd-02:03.
SUMB led for 02:16. AR led for 37:31. Game was tied for 00:13.

GAME 3

Arkansas vs Charleston Southern

Nov. 20, 2015 at 7 p.m. at Fayetteville, Ark. (Bud Walton Arena)

Charleston Southern 75 • 1-3

#	Player	Total		3-Ptr	Rebounds			PF	TP	A	TO	Blk	Stl	Min
		FG-FGA	FG-FGA		Off	Def	Tot							
02	WHEELER, Aaron	f	2-7	1-3	2-4	1	3	4	2	7	2	1	1	0
23	HOWARD, Jarvis	f	1-6	1-1	0-1	3	3	6	0	3	1	3	0	2
11	JOHNSON, Wesley	c	3-6	0-0	5-6	3	1	4	2	11	0	0	0	1
10	UPCHURCH, Danny	g	0-1	0-1	2-2	0	1	1	1	2	2	1	0	8
20	POLLARD, Demetrius	g	0-3	0-2	0-0	0	0	0	2	0	0	1	0	11
00	BROOKS, Melvin	g	0-2	0-0	0-0	2	3	5	5	0	0	0	0	14
01	POTTER, Armel	g	7-18	3-7	3-4	0	0	0	3	20	7	1	0	31
04	WALLACE, Patrick	g	2-6	2-5	0-0	1	2	3	2	6	1	2	0	21
21	WASHINGTON, Jabbar	g	0-0	0-0	0-0	0	0	0	0	0	0	0	0	1
04	MMONU, UGO	g	4-4	2-2	2-5	3	3	6	4	12	0	0	0	14
33	ROBINSON, Raemond	g	3-11	3-9	3-4	1	1	2	3	12	1	3	0	1
44	KING, Reuben	g	1-2	0-1	0-0	1	0	1	1	2	1	0	0	10
Team					1	0	1							
Totals			23-66	12-31	17-26	16	17	33	25	75	15	13	1	5
FG % 1st Half: 10-33		30.3%	2nd half: 13-33		39.4%	Game: 23-66		34.8%	Deadball		Rebounds			
3FG % 1st Half: 7-18		38.9%	2nd half: 5-13		38.5%	Game: 12-31		38.7%	5,1					
FT % 1st Half: 5-7		71.4%	2nd half: 12-19		63.2%	Game: 17-26		65.4%						

Arkansas 93 • 2-1

#	Player	Total		3-Ptr	Rebounds			PF	TP	A	TO	Blk	Stl	Min
		FG-FGA	FG-FGA		Off	Def	Tot							
33	Kingsley, Moses	f	4-7	0-0	7-9	2	4	6	1	15	3	1	3	0
55	Miles, Keaton	f	2-5	0-0	1-3	2	3	5	5	5	0	1	0	10
04	Durham, Jabril	g	1-4	0-1	5-6	0	4	4	2	7	11	3	0	28
05	Bell, Anthlon	g	5-12	2-7	0-0	1	0	1	1	12	5	0	1	31
24	Whitt, Jimmy	g	6-13	0-0	2-4	1	4	5	1	14	1	1	0	26
01	Thompson, Trey	g	2-2	0-0	0-0	0	6	6	4	4	0	4	2	1
03	Hannahs, Dusty	g	7-9	5-5	2-2	1	1	2	3	21	1	2	0	25
21	Watkins, Manuale	g	5-6	0-0	4-4	0	3	3	14	2	1	1	2	21
50	Kouassi, Willy	g	0-1	0-0	1-2	0	2	2	4	1	0	0	1	14
Team					3	3	6							
Totals			32-59	7-13	22-30	10	30	40	24	93	23	13	8	6
FG % 1st Half: 16-28		57.1%	2nd half: 16-31		51.6%	Game: 32-59		54.2%	Deadball		Rebounds			
3FG % 1st Half: 6-8		75.0%	2nd half: 1-5		20.0%	Game: 7-13		53.8%	7,1					
FT % 1st Half: 11-16		68.8%	2nd half: 11-14		78.6%	Game: 22-30		73.3%						

Officials: Ted Valentine, Jacyn Goble, Willi Cj Washington
Technical fouls: Charleston Southern-None. Arkansas-None.
Attendance: 14203
Estimated Actual Attendance: 6,764
Fouled out: Charleston Southern, #00, Brooks (2:53)
Arkansas, #55, Miles (2:26)

Score by periods		1st	2nd	Total
Charleston Southern		32	43	75
Arkansas		49	44	93

GAME 2

Arkansas vs Akron

Nov. 18, 2015 at 7 p.m. at Fayetteville, Ark. (Bud Walton Arena)

Akron 88 • 3-0

#	Player	Total		3-Ptr	Rebounds			PF	TP	A	TO	Blk	Stl	Min
		FG-FGA	FG-FGA		Off	Def	Tot							
02	CHEATHAM Jr., Kwan	f	4-7	3-5	1-4	2	3	5	3	12	3	0	0	0
35	FORSYTHE, Pat	c	3-5	0-0	3-3	3	6	9	4	9	1	2	2	0
15	KRETZER, Jake	g	3-6	3-6	2-2	1	2	3	5	11	1	0	0	22
21	McADAMS, Reggie	g	5-10	4-8	4-6	0	4	4	3	18	0	2	0	34
55	JACKSON, Antino	g	8-18	3-7	4-4	0	1	1	4	23	7	4	0	2
01	WILLIAMS, Josh	g	0-1	0-1	0-0	0	0	0	1	0	2	0	0	6
11	JACKSON, Aaron	g	0-1	0-1	0-1	0	1	1	1	0	0	2	0	11
23	JOHNSON, Isaiah	g	6-9	0-0	3-5	5	2	7	4	15	2	1	2	0
Team					2	5	7							
Totals			29-57	13-28	17-25	13	24	37	26	88	16	12	4	3
FG % 1st Half: 12-27		44.4%	2nd half: 17-30		56.7%	Game: 29-57		50.9%	Deadball		Rebounds			
3FG % 1st Half: 6-13		46.2%	2nd half: 7-15		46.7%	Game: 13-28		46.4%	2					
FT % 1st Half: 7-8		87.5%	2nd half: 10-17		58.8%	Game: 17-25		68.0%						

Arkansas 80 • 1-1

#	Player	Total		3-Ptr	Rebounds			PF	TP	A	TO
---	--------	-------	--	-------	----------	--	--	----	----	---	----

GAME 5

Arkansas vs Stanford Nov. 27, 2015 at 11:30 a.m. at Brooklyn, N.Y. (Barclays Center)

Arkansas 66 • 2-3

#	Player	Total		3-Ptr	Rebounds			PF	TP	A	TO	Blk	Stl	Min	
		FG-FGA	FG-FGA		FT-FTA	Off	Def								Tot
33	Kingsley, Moses	f	4-10	0-0	4-4	7	5	12	5	12	1	4	1	2	27
55	Miles, Keaton	f	1-6	0-0	3-4	3	2	5	3	5	1	1	1	0	29
04	Durham, Jabril	g	1-8	0-2	0-0	1	1	2	2	2	7	2	0	0	35
05	Bell, Anthlon	g	6-11	5-7	0-0	0	2	2	5	17	0	0	0	0	19
24	Whitt, Jimmy	g	6-11	0-0	2-2	0	2	2	3	14	1	2	0	2	30
03	Hannahs, Dusty		3-14	1-8	5-6	1	3	4	1	12	2	2	0	2	27
21	Watkins, Manuale		2-6	0-0	0-0	2	5	7	2	4	3	0	0	0	25
50	Kouassi, Willy		0-0	0-0	0-0	1	1	2	4	0	0	1	1	1	8
	Team					4	2	6							
	Totals		23-66	6-17	14-16	19	23	42	25	66	15	14	3	7	200

FG % 1st Half: 14-32 43.8%
3FG % 1st Half: 5-9 55.6%
FT % 1st Half: 8-8 100.0

2nd half: 9-34 26.5%
2nd half: 1-8 12.5%
2nd half: 6-8 75.0%

Game: 23-66 34.8%
Game: 6-17 35.3%
Game: 14-16 87.5%

Deadball Rebounds
1

Stanford 69 • 3-3

#	Player		Total		3-Ptr		Rebounds			PF	TP	A	TO	Blk	Stl	Min
			FG-FGA	FG-FGA	FT-FTA	Off	Def	Tot								
10	HUMPHREY, Michael	f	6-9	0-0	0-2	2	2	4	3	12	0	2	2	0	23	
22	TRAVIS, Reid	f	4-9	0-0	2-5	3	3	6	3	10	1	3	0	0	27	
25	ALLEN, Rosco	f	5-8	3-5	12-15	3	6	9	3	25	0	2	1	2	36	
01	SANDERS, Christian	g	1-3	0-1	0-0	0	0	0	3	2	0	2	0	0	24	
15	ALLEN, Marcus	g	4-9	0-1	4-6	0	2	2	2	12	5	3	0	1	36	
03	ALLEN, Malcolm		0-0	0-0	0-0	0	0	0	1	0	0	1	0	0	4	
11	PICKENS, Dorian		2-7	1-3	0-0	0	1	1	2	5	2	0	0	0	23	
14	SHEFFIELD, Marcus		1-3	0-1	1-2	0	2	2	0	3	1	2	0	0	12	
21	WALKER, Cameron		0-1	0-1	0-1	0	2	2	1	0	1	0	0	1	13	
30	VERHOEVEN, Grant		0-0	0-0	0-1	0	0	0	1	0	0	0	0	0	2	
	Team					2	6	8								
	Totals		23-49	4-12	19-32	10	24	34	19	69	10	15	3	4	200	

FG % 1st Half: 10-20 50.0%
3FG % 1st Half: 2-5 40.0%
FT % 1st Half: 9-17 52.9%

2nd half: 13-29 44.8%
2nd half: 2-7 28.6%
2nd half: 10-15 66.7%

Game: 23-49 46.9%
Game: 4-12 33.3%
Game: 19-32 59.4%

Deadball Rebounds
6,1

Officials: Tim Clougherty, Paul Szelc, Gary Prager
Technical fouls: Arkansas-TEAM. Stanford-None.
Attendance: 4156
2015 NIT Season Tip-Off Consolation Game

Score by periods	1st	2nd	Total
Arkansas	41	25	66
Stanford	31	38	69

GAME 7

Arkansas at Wake Forest Dec 4, 2015 at 6 p.m. at Winston-Salem, N.C. (JVMC)

Arkansas 85 • 3-4

#	Player		Total		3-Ptr	Rebounds			PF	TP	A	TO	Blk	Stl	Min
			FG-FGA	FG-FGA		FT-FTA	Off	Def							
33	Kingsley, Moses	f	5-10	0-0	5-6	4	3	7	4	15	0	2	2	1	24
55	Miles, Keaton	f	3-8	0-1	1-2	2	2	4	4	7	2	4	0	2	26
04	Durham, Jabril	g	4-7	1-3	0-0	0	3	3	4	9	8	1	0	3	30
05	Bell, Anthlon	g	6-16	1-5	0-0	2	2	4	4	13	1	0	0	0	33
24	Whitt, Jimmy	g	2-6	0-0	2-2	0	1	1	2	6	0	0	0	0	15
03	Hannahs, Dusty		5-12	3-8	2-2	0	4	4	3	15	1	1	0	0	29
21	Watkins, Manuale		6-7	0-0	2-3	1	3	4	1	14	3	0	0	2	30
50	Kouassi, Willy		1-3	0-0	4-4	1	0	1	2	6	0	0	2	0	13
	Team					4	1	5							
Totals			32-69	5-17	16-19	14	19	33	24	85	15	8	4	8	200
FG % 1st Half: 14-31 45.2% 2nd half: 18-38 47.4% Game: 32-69 46.4%															
3FG % 1st Half: 1-7 14.3% 2nd half: 4-10 40.0% Game: 5-17 29.4%															
FT % 1st Half: 10-12 83.3% 2nd half: 6-7 85.7% Game: 16-19 84.2%															
															Deadball Rebounds 1

Wake Forest 88 • 6-2

#	Player		Total		3-Ptr		Rebounds			PF	TP	A	TO	Blk	Stl	Min
			FG-FGA	FG-FGA	FT-FTA	Off	Def	Tot								
02	Devin Thomas	f	8-11	0-0	4-6	3	9	12	3	20	2	2	3	0	28	
11	Greg McClinton	f	3-4	0-0	0-0	1	1	2	2	6	0	0	0	0	9	
44	Dinos Mitoglou	f	4-6	2-4	0-0	0	0	0	2	10	0	0	1	0	16	
10	Mitchell Wilbekin	g	3-6	3-6	4-4	0	0	0	2	13	3	2	0	0	33	
13	Bryant Crawford	g	0-8	0-4	4-5	1	3	4	3	4	9	7	0	1	32	
04	Doral Moore		3-5	0-0	0-0	2	2	4	1	6	0	1	0	0	9	
20	John Collins		4-5	0-0	2-3	3	3	6	3	10	0	0	1	0	17	
23	Rondale Watson		1-4	0-2	0-0	1	0	1	0	2	1	0	1	0	15	
25	Cornelius Hudson		5-11	4-6	3-5	1	1	2	1	17	2	3	0	0	28	
43	Trent VanHorn		0-0	0-0	0-0	0	1	1	3	0	1	0	0	0	13	
	Team					1	3	4								
	Totals		31-60	9-22	17-23	13	23	36	20	88	18	15	6	1	200	

FG % 1st Half: 16-34 47.1%
3FG % 1st Half: 5-12 41.7%
FT % 1st Half: 11-11 100.0

2nd half: 15-26 57.7%
2nd half: 4-10 40.0%
2nd half: 6-12 50.0%

Game: 31-60 51.7%
Game: 9-22 40.9%
Game: 17-23 73.9%

Deadball Rebounds
3,2

Officials: Joe Lindsay, Doug Shows, Jeffrey Anderson
Technical fouls: Arkansas-None. Wake Forest-None.
Attendance: 9488

Score by periods	1st	2nd	Total
Arkansas	39	46	85
Wake Forest	48	40	88

GAME 6

Arkansas vs Northwestern State Dec 1, 2015 at 7 p.m. at Fayetteville, Ark. (Bud Walton Arena)

Northwestern State 78 • 1-6

#	Player	Total		3-Ptr	Rebounds			PF	TP	A	TO	Blk	Stl	Min	
		FG-FGA	FG-FGA	FT-FTA	Off	Def	Tot								
13	KILLIAN, MATT	f	3-5	2-3	1-2	1	0	1	1	9	0	0	0	1	25
20	LANE, ISHMAEL	c	6-10	0-0	5-9	1	5	6	3	17	2	3	0	0	25
03	HALL, DEVONTE	g	2-7	1-3	1-1	0	1	1	3	6	7	3	0	0	20
15	METOYER, MALIK	g	0-2	0-2	0-0	0	1	1	2	0	0	3	0	0	11
23	WOODLEY, ZEEK	g	10-15	4-5	2-2	1	4	5	3	26	1	3	1	0	31
01	YANCY, LEVI		1-2	0-0	0-0	1	1	2	2	2	2	3	1	0	13
02	WELCOME, TA'JON		3-8	0-4	0-0	0	3	3	2	6	1	1	1	1	21
10	KISSOONLAL, REGINAL		1-6	1-6	0-0	0	2	2	3	3	0	3	1	0	11
21	THOMPSON, SABRI		3-5	2-4	1-2	0	4	4	3	9	3	2	0	0	25
44	WALKER, BAILEY		0-2	0-2	0-0	0	0	0	2	0	5	4	1	0	18
Team						1	3	4							
Totals			29-62	10-29	10-16	5	24	29	24	78	21	25	5	2	200

FG % 1st Half: 15-31 48.4%
3FG % 1st Half: 5-12 41.7%
FT % 1st Half: 3-4 75.0%

2nd half: 14-31 45.2%
2nd half: 5-17 29.4%
2nd half: 7-12 58.3%

Game: 29-62 46.8%
Game: 10-29 34.5%
Game: 10-16 62.5%

Deadball Rebounds 3

Arkansas 117 • 3-3

#	Player		Total		3-Ptr	Rebounds			PF	TP	A	TO	Blk	Stl	Min
			FG-FGA	FG-FGA	FT-FTA	Off	Def	Tot							
33	Kingsley, Moses	f	7-10	0-0	7-9	4	6	10	1	21	1	0	1	0	23
55	Miles, Keaton	f	5-7	0-0	1-2	2	1	3	4	11	2	3	0	2	25
04	Durham, Jabril	g	4-8	1-3	5-6	0	2	2	1	14	10	1	0	5	28
05	Bell, Anthlon	g	6-11	1-5	4-4	2	5	7	1	17	0	0	0	2	25
24	Whitt, Jimmy	g	4-11	0-0	2-2	1	2	3	3	10	4	3	1	2	28
02	Mosiman, Jake		0-1	0-0	0-0	0	0	0	0	0	0	0	0	0	1
03	Hannahs, Dusty		8-13	3-6	2-2	0	0	0	4	21	1	1	0	2	23
14	Simmons, Tristan		0-0	0-0	0-0	0	0	0	0	0	0	0	0	0	0+
15	Jenkins, Lorenzo		1-4	1-1	0-0	0	2	2	0	3	1	0	0	0	7
21	Watkins, Manuale		4-8	0-0	0-3	3	6	9	1	8	5	0	0	0	22
50	Kouassi, Willy		5-6	0-0	2-2	3	6	9	2	12	0	2	0	0	18
	Team					0	0	0							
Totals			44-79	6-15	23-30	15	30	45	17	117	24	10	2	13	200
FG % 1st Half: 20-36 55.6%			2nd half: 24-43 55.8%	Game: 44-79 55.7%						Deadball Rebounds					
3FG % 1st Half: 1-6 16.7%			2nd half: 5-9 55.6%	Game: 6-15 40.0%											
FT % 1st Half: 13-16 81.3%			2nd half: 10-14 71.4%	Game: 23-30 76.7%											

Officials: Tony Henderson, Karl Hess, Darron George
Technical fouls: Northwestern State-None. Arkansas-None.
Attendance: 13984
Estimated Actual Attendance: 4,809

Score by periods	1st	2nd	Total
Northwestern State	38	40	78
Arkansas	54	63	117

GAME 8

Arkansas vs Evansville Dec 8, 2015 at 8 p.m. at Fayetteville, Ark. (Bud Walton Arena)

GAME 9

Arkansas vs Tennessee Tech

Dec. 12, 2015 at 7 p.m. at Fayetteville, Ark. (Bud Walton Arena)

Tennessee Tech 57 • 7-3

#	Player		Total		3-Ptr		Rebounds			PF	TP	A	TO	Blk	Stl	Min
			FG-FGA	FG-FGA	FT-FTA	Off	Def	Tot								
13	MARTIN, Ryan	f	3-8	0-2	0-1	0	7	7	4	6	3	2	0	0	24	
35	MORSE, Anthony	f	4-7	0-1	2-7	1	5	6	3	10	1	2	3	0	31	
00	THOMAS, Shirmane	g	2-6	0-0	1-2	1	2	3	2	5	0	2	0	1	24	
04	JUGOVIC, Aleksa	g	4-10	2-5	2-3	0	3	3	3	12	0	1	0	0	29	
12	ROWE, Torrance	g	5-13	4-7	3-4	1	3	4	1	17	4	2	0	1	32	
01	HENDERSON, Markell		0-1	0-1	0-0	1	0	1	1	0	0	0	0	0	7	
02	ROGERS, Hakeem		1-5	1-4	0-0	1	1	2	0	3	1	0	0	0	7	
03	HANSBROUGH, Tre		1-5	0-2	2-3	0	4	4	2	4	3	1	0	1	18	
20	FRAZIER, Savonte		0-1	0-1	0-0	0	0	0	1	0	0	0	0	0	3	
22	ALEXANDER, Courtney		0-1	0-0	0-0	2	0	2	1	0	1	2	1	0	17	
25	RAMSEY, Mason		0-2	0-1	0-0	0	0	0	1	0	0	0	0	0	8	
Team						2	0	2								
Totals			20-59	7-24	10-20	9	25	34	19	57	13	12	4	3	200	

FG % 1st Half: 8-29 27.6% 2nd half: 12-30 40.0% Game: 20-59 33.9% Deadball
 3FG % 1st Half: 2-12 16.7% 2nd half: 4-8 50.0% Game: 7-24 29.2% Rebounds
 FT % 1st Half: 3-8 37.5% 2nd half: 7-12 58.3% Game: 10-20 50.0% 5,1

Arkansas 83 • 5-4

#	Player		Total		3-Ptr		Rebounds			PF	TP	A	TO	Blk	Stl	Min
			FG-FGA	FG-FGA	FT-FTA	Off	Def	Tot								
33	Kingsley, Moses	f	4-10	0-0	2-4	3	10	13	1	10	0	1	8	1	30	
55	Miles, Keaton	f	1-3	0-0	2-3	1	0	1	4	4	0	2	1	0	8	
04	Durham, Jabril	g	2-5	0-2	0-0	0	5	5	2	4	10	2	0	1	24	
05	Bell, Anthlon	g	7-13	4-7	3-4	0	0	0	0	21	0	0	0	0	27	
24	Whitt, Jimmy	g	2-7	0-0	2-2	0	3	3	3	6	4	1	0	0	26	
01	Thompson, Trey		5-7	0-0	0-0	0	7	7	3	10	2	1	2	1	26	
03	Hannahs, Dusty		7-12	3-6	4-6	0	2	2	1	21	1	1	0	0	22	
21	Watkins, Manuale		2-4	0-0	0-0	0	1	1	0	4	3	2	0	1	20	
50	Kouassi, Willy		1-1	0-0	1-2	2	5	7	3	3	1	0	2	0	17	
	Team					2	2	4								
Totals			31-62	7-15	14-21	8	35	43	19	83	21	10	13	4	200	

FG % 1st Half: 16-32 50.0% 2nd half: 15-30 50.0% Game: 31-62 50.0% Deadball
 3FG % 1st Half: 3-7 42.9% 2nd half: 4-8 50.0% Game: 7-15 46.7% Rebounds
 FT % 1st Half: 5-7 71.4% 2nd half: 9-14 64.3% Game: 14-21 66.7% 4

Officials: Karl Hess, Ron Groover, Lamar Simpson
 Technical fouls: Tennessee Tech-JUGOVIC, Aleksa; THOMAS, Shirmane.
 Arkansas-None.
 Attendance: 14336
 Estimated Actual Attendance: 6,842

Score by periods	1st	2nd	Total
Tennessee Tech	21	36	57
Arkansas	40	43	83

GAME 11

Arkansas vs North Florida

Dec. 22, 2015 at 7 p.m. at Fayetteville, Ark. (Bud Walton Arena)

North Florida 72 • 10-5

#	Player	Total		3-Ptr	Rebounds			PF	TP	A	TO	Blk	Stl	Min	
		FG-FGA	FG-FGA	FT-FTA	Off	Def	Tot								
02	BEECH, Beau	f	4-8	1-5	0-0	2	4	6	4	9	1	3	0	2	27
35	DAVENPORT, Chris	f	1-3	0-0	7-11	1	2	3	3	9	3	1	2	1	28
11	MACKEY, Trent	g	5-11	5-10	1-2	0	0	0	3	16	0	3	0	0	34
14	MOORE, Dallas	g	7-16	2-4	1-1	1	4	5	0	17	7	2	0	0	34
23	MALONGA, Nick	g	0-2	0-2	0-0	0	1	1	2	0	1	2	1	0	17
01	ODUM, Karlos		0-3	0-0	2-2	1	0	1	1	2	0	0	0	0	4
10	BLOUNT, Osborn		0-2	0-0	0-0	0	1	1	1	0	0	0	0	0	3
12	BODAGER, Aaron		2-4	1-3	2-2	0	3	3	1	7	0	0	0	1	22
15	DAUDA, Ismaila		0-2	0-0	0-0	0	0	0	0	0	0	1	0	0	3
32	DANIELS, Demarcus		4-8	1-3	3-3	2	3	5	1	12	2	1	1	1	28
Team						1	2	3				1			
Totals			23-59	10-27	16-21	8	20	28	16	72	14	14	4	5	200

FG % 1st Half: 14-30 46.7% 2nd half: 9-29 31.0% Game: 23-59 39.0% Deadball
 3FG % 1st Half: 5-15 33.3% 2nd half: 5-12 41.7% Game: 10-27 37.0% Rebounds
 FT % 1st Half: 8-13 61.5% 2nd half: 8-8 100.0% Game: 16-21 76.2% 2,1

Arkansas 97 • 6-5

#	Player		Total	3-Ptr	Rebounds			PF	TP	A	TO	Blk	Stl	Min	
			FG-FGA	FG-FGA	FT-FTA	Off	Def								Tot
33	Kingsley, Moses	f	11-17	0-0	0-0	4	6	10	2	22	2	1	5	0	30
55	Miles, Keaton	f	3-5	0-0	1-4	2	7	9	1	7	2	4	0	0	19
04	Durham, Jabril	g	1-3	0-0	0-0	1	1	2	2	2	7	1	0	2	23
05	Bell, Anthlon	g	8-17	2-6	2-2	4	1	5	1	20	3	1	0	0	28
21	Watkins, Manuale	g	5-8	0-0	1-3	3	4	7	2	11	1	1	0	3	20
01	Thompson, Trey		1-4	0-0	2-2	2	5	7	3	4	5	0	0	1	21
03	Hannahs, Dusty		2-8	0-1	1-1	0	3	3	1	5	1	1	0	0	15
24	Whitt, Jimmy		3-6	0-0	0-0	1	1	2	2	6	3	0	0	0	17
31	Beard, Anton		5-8	2-3	1-2	0	0	0	3	13	3	0	0	1	17
50	Kouassi, Willy		3-3	0-0	1-2	0	1	1	3	7	0	1	1	0	10
	Team					4	2	6							
Totals			42-79	4-10	9-16	21	31	52	20	97	27	10	6	7	200

FG % 1st Half: 22-42 52.4% 2nd half: 20-37 54.1% Game: 42-79 53.2% Deadball
 3FG % 1st Half: 0-3 0.0% 2nd half: 4-7 57.1% Game: 4-10 40.0% Rebounds
 FT % 1st Half: 5-9 55.6% 2nd half: 4-7 57.1% Game: 9-16 56.3% 2

Officials: Olandis Poole, Tim Gattis, Terry Moore
 Technical fouls: North Florida-None. Arkansas-None.
 Attendance: 14794
 Estimated Actual Attendance: 7,281

Score by periods	1st	2nd	Total
North Florida	41	31	72
Arkansas	49	48	97

GAME 10

Arkansas vs Mercer

Dec. 19, 2015 at 7 p.m. at North Little Rock, Ark. (Verizon Arena)

Mercer 69 • 9-2

#	Player		Total		3-Ptr		Rebounds			PF	TP	A	TO	Blk	Stl	Min
			FG-FGA	FG-FGA	FT-FTA	Off	Def	Tot								
00	DESMOND RINGER	f	1-3	0-0	0-0	2	2	4	2	2	1	4	3	0	29	
15	STEPHON JELKS	f	5-12	4-7	6-7	3	12	15	3	20	1	1	2	3	41	
01	PHILLIP LEONARD	g	1-5	0-1	3-5	0	0	0	2	5	3	1	0	0	25	
05	JESTIN LEWIS	g	8-18	5-9	0-0	0	9	9	2	21	2	0	1	1	37	
23	DEMETRE RIVERS	g	6-19	1-7	2-2	5	0	5	3	15	1	6	0	2	37	
11	JORDAN STRAWBERRY		1-4	0-1	0-0	0	1	1	0	2	4	2	0	0	24	
22	CORY KILBY		1-2	0-0	0-0	0	1	1	0	2	0	0	0	0	4	
20	ETHAN STAIR		0-2	0-0	0-0	0	6	6	1	0	0	1	0	0	14	
25	LAWRENCE BROWN		1-1	0-0	0-0	0	0	0	3	2	0	0	0	0	12	
52	NIKLAS NEY		0-0	0-0	0-0	0	0	0	1	0	0	0	0	0	1	
55	ANDREW FISHLER		0-0	0-0	0-0	0	1	1	0	0	0	0	0	0	1	
Team						1	2	3								
Totals			24-66	10-25	11-14	11	34	45	17	69	12	15	6	6	225	

FG % 1st Half: 7-30 23.3% 2nd half: 13-27 48.1% OT: 4-9 44.4% Game: 24-66 36.4% Deadball
 3FG % 1st Half: 3-13 23.1% 2nd half: 6-10 60.0% OT: 1-2 50.0% Game: 10-25 40.0% Rebounds
 FT % 1st Half: 2-2 100.0 2nd half: 3-3 100.0 OT: 6-9 66.7% Game: 11-14 78.6% 2

Arkansas 66 • 5-5

#	Player		Total		3-Ptr		Rebounds			PF	TP	A	TO	Blk	Stl	Min
			FG-FGA	FG-FGA	FT-FTA	Off	Def	Tot								
33	Kingsley, Moses	f	8-16	0-0	2-3	5	9	14	4	18	1	1	2	1	39	
55	Miles, Keaton	f	1-5	0-0	2-2	2	0	2	1	4	0	1	1	0	12	
04	Durham, Jabril	g	1-6	1-3	2-2	0	5	5	1	5	5	3	1	5	33	
05	Bell, Anthlon	g	5-8	2-3	4-5	0	3	3	4	16	4	1	0	0	35	
24	Whitt, Jimmy	g	1-6	0-0	0-0	0	1	1	2	2	2	1	0	2	27	
01	Thompson, Trey		2-2	0-0	0-0	0	3	3	1	4	2	1	0	0	15	
03	Hannahs, Dusty		4-12	2-7	0-0	0	5	5	4	10	0	3	0	0	24	
21	Watkins, Manuale		0-1	0-0	0-0	0	2	2	1	0	0	0	0	0	16	
31	Beard, Anton		2-7	2-3	0-1	0	2	2	0	6	0	0	0	2	18	
50	Kouassi, Willy		0-0	0-0	1-2	0	0	0	0	1	0	0	1	0	6	
	Team					1	2	3					1			
Totals			24-63	7-16	11-15	8	32	40	18	66	14	12	5	10	225	

FG % 1st Half: 6-22 27.3% 2nd half: 14-32 43.8% OT: 4-9 44.4% Game: 24-63 38.1% Deadball
 3FG % 1st Half: 1-5 20.0% 2nd half: 4-7 57.1% OT: 2-4 50.0% Game: 7-16 43.8% Rebounds
 FT % 1st Half: 4-7 57.1% 2nd half: 5-5 100.0 OT: 2-3

GAME 13

Arkansas at No. 20 Texas A&M
Jan. 2, 2016 at 3:30 p.m. at College Station, Texas (Reed Arena)

Arkansas 69 • 6-7, 0-1 SEC

#	Player	Total		3-Ptr	Rebounds			PF	TP	A	TO	Blk	Stl	Min
		FG-FGA	FG-FGA		Off	Def	Tot							
04	Durham, Jabril	* 2-5	0-1	0-0	0	1	1	2	4	5	2	0	0	17
05	Bell, Anthlon	* 5-13	4-9	2-2	1	5	6	3	16	2	2	0	2	26
21	Watkins, Manuele	* 5-10	0-0	0-1	3	3	6	1	10	4	0	0	0	30
33	Kingsley, Moses	* 3-7	0-0	5-6	4	3	7	2	11	1	3	1	0	26
55	Miles, Keaton	* 0-4	0-0	0-0	0	1	1	1	0	0	2	0	0	9
01	Thompson, Trey	1-3	0-0	4-5	0	6	6	2	6	1	3	1	0	23
03	Hannahs, Dusty	3-5	1-3	3-6	0	1	1	0	10	0	0	0	0	17
24	Whitt, Jimmy	3-5	1-1	1-2	1	0	1	3	8	1	2	0	1	17
31	Beard, Anton	1-6	0-2	0-0	0	3	3	2	2	2	1	0	1	23
50	Kouassi, Willy	1-1	0-0	0-2	1	1	2	3	2	0	0	0	0	12
	Team				1	3	4							
	Totals	24-59	6-16	15-24	11	27	38	19	69	16	15	2	4	200

FG % 1st Half: 10-31 32.3% 2nd half: 14-28 50.0% Game: 24-59 40.7% Deadball Rebounds 3
3FG % 1st Half: 0-7 0.0% 2nd half: 6-9 66.7% Game: 6-16 37.5%
FT % 1st Half: 6-9 66.7% 2nd half: 9-15 60.0% Game: 15-24 62.5%

Texas A&M 92 • 11-2, 1-0 SEC

#	Player	Total		3-Ptr	Rebounds			PF	TP	A	TO	Blk	Stl	Min
		FG-FGA	FG-FGA		Off	Def	Tot							
11	Anthony Collins	* 2-4	0-1	0-0	0	2	2	0	4	8	1	0	2	29
12	Jalen Jones	* 9-13	4-6	6-7	0	7	7	2	28	0	1	0	2	26
21	Alex Caruso	* 4-5	2-2	1-2	0	3	3	3	11	3	2	0	2	26
23	Danuel House	* 4-9	2-4	4-5	0	3	3	3	14	4	3	1	1	28
34	Tyler Davis	* 0-3	0-0	4-10	3	3	6	3	4	2	1	1	1	19
01	DJ Hogg	3-10	1-7	0-0	1	1	2	0	7	1	0	0	2	19
03	Admon Gilder	3-5	2-4	2-2	0	0	0	0	3	10	1	0	0	16
10	Tonny Trocha-Morelos	5-11	0-1	0-0	5	5	10	2	10	1	0	1	0	22
13	Juan Aparicio	0-1	0-1	0-0	0	0	0	0	0	0	0	0	0	1
22	Frank Byers	0-0	0-0	0-0	0	0	0	0	0	0	0	0	0	1
25	Kyle Dobbins	1-2	0-0	0-0	0	0	0	0	2	0	0	0	0	1
33	TJ Distefano	0-0	0-0	0-0	0	1	1	0	0	0	0	0	0	1
42	Tavario Miller	1-2	0-0	0-0	1	2	3	5	2	0	2	1	1	11
	Team				1	2	3							
	Totals	32-65	11-26	17-26	11	29	40	21	92	20	10	4	11	200

FG % 1st Half: 14-34 41.2% 2nd half: 18-31 58.1% Game: 32-65 49.2% Deadball Rebounds 4,1
3FG % 1st Half: 7-16 43.8% 2nd half: 4-10 40.0% Game: 11-26 42.3%
FT % 1st Half: 12-13 92.3% 2nd half: 5-13 38.5% Game: 17-26 65.4%

Officials: Antonio Petty, Tony Henderson, Sean Casey
Technical fouls: Arkansas-None. Texas A&M-None.
Attendance: 11332

Score by periods	1st	2nd	Total
Arkansas	26	43	69
Texas A&M	47	45	92

GAME 15

Arkansas vs Mississippi State
Jan. 9, 2016 at 2:30 p.m. at Fayetteville, Ark. (Bud Walton Arena)

Mississippi State 68 • 7-7, 0-2 SEC

#	Player	Total		3-Ptr	Rebounds			PF	TP	A	TO	Blk	Stl	Min
		FG-FGA	FG-FGA		Off	Def	Tot							
20	Gavin Ware	f 5-16	0-0	4-4	4	1	5	0	14	2	2	0	1	29
14	Malik Newman	g 3-7	2-5	1-4	0	3	3	2	9	0	2	0	0	30
15	I.J. Ready	g 3-8	1-3	0-0	1	1	2	0	7	7	1	0	1	30
23	Travis Daniels	g 2-5	0-2	0-0	2	0	2	3	4	1	1	0	0	25
32	Craig Sword	g 7-9	2-3	5-8	3	5	8	4	21	0	6	0	1	32
01	Fred Thomas	2-5	1-3	1-2	0	0	0	2	6	1	1	1	0	18
04	Johnny Zupardo	0-1	0-1	2-2	1	2	3	0	2	0	0	0	1	6
11	Q. Weatherspoon	2-13	1-5	0-0	2	4	6	1	5	2	0	1	2	25
35	Aric Holman	0-0	0-0	0-0	0	2	2	0	0	0	1	1	0	5
	Team				2	1	3							
	Totals	24-64	7-22	13-20	15	19	34	12	68	13	14	3	6	200

FG % 1st Half: 13-32 40.6% 2nd half: 11-32 34.4% Game: 24-64 37.5% Deadball Rebounds 2,2
3FG % 1st Half: 4-10 40.0% 2nd half: 3-12 25.0% Game: 7-22 31.8%
FT % 1st Half: 2-6 33.3% 2nd half: 11-14 78.6% Game: 13-20 65.0%

Arkansas 82 • 8-7, 2-1 SEC

#	Player	Total		3-Ptr	Rebounds			PF	TP	A	TO	Blk	Stl	Min
		FG-FGA	FG-FGA		Off	Def	Tot							
33	Kingsley, Moses	f 3-8	0-0	7-9	2	6	8	1	13	1	3	4	0	28
55	Miles, Keaton	f 1-1	0-0	1-2	0	2	2	3	3	4	1	2	0	20
03	Hannahs, Dusty	g 9-16	8-13	0-0	0	2	2	0	26	1	0	0	3	37
04	Durham, Jabril	g 4-7	2-3	0-0	1	3	4	2	10	12	2	0	6	29
05	Bell, Anthlon	g 9-17	5-7	2-2	0	5	5	2	25	0	0	1	1	33
01	Thompson, Trey	1-1	0-0	0-0	1	4	5	3	2	0	3	2	0	12
21	Watkins, Manuele	0-2	0-0	0-0	0	1	1	2	0	3	2	0	0	17
24	Whitt, Jimmy	0-1	0-0	0-0	0	2	2	0	0	3	0	0	0	10
31	Beard, Anton	1-3	1-1	0-0	0	1	1	2	3	2	2	0	0	10
50	Kouassi, Willy	0-0	0-0	0-0	0	2	2	0	0	0	0	0	0	4
	Team				3	2	5							
	Totals	28-56	16-24	10-13	7	30	37	17	82	23	16	9	10	200

FG % 1st Half: 13-27 48.1% 2nd half: 15-29 51.7% Game: 28-56 50.0% Deadball Rebounds 3
3FG % 1st Half: 8-13 61.5% 2nd half: 8-11 72.7% Game: 16-24 66.7%
FT % 1st Half: 2-4 50.0% 2nd half: 8-9 88.9% Game: 10-13 76.9%

Officials: Anthony Jordan, Brian Shey, Kevin Fehr
Technical fouls: Mississippi State-None. Arkansas-None.
Attendance: 16246
Estimated Actual Attendance: 11157

Score by periods	1st	2nd	Total
Mississippi State	32	36	68
Arkansas	36	46	82

GAME 14

Arkansas vs Vanderbilt
Jan. 5, 2016 at 8:05 p.m. at Fayetteville, Ark. (Bud Walton Arena)

Vanderbilt 85 • 8-6, 0-2 SEC

#	Player	Total		3-Ptr	Rebounds			PF	TP	A	TO	Blk	Stl	Min
		FG-FGA	FG-FGA		Off	Def	Tot							
11	ROBERSON, Jeff	f 1-3	1-2	2-2	1	1	2	3	5	3	2	0	0	23
30	JONES, Damian	c 9-13	0-0	6-10	1	14	15	5	24	2	3	1	0	34
04	BALDWIN IV, Wade	g 4-7	1-2	4-4	0	4	4	5	13	4	8	0	0	27
05	FISHER-DAVIS, Matthe	g 6-12	4-8	4-4	0	3	3	3	20	2	3	0	1	41
13	LACHANCE, Riley	g 3-10	2-5	2-3	0	3	3	4	10	2	2	0	0	40
00	JUSTICE, Camron	0-0	0-0	0-0	0	0	0	0	0	0	1	0	0	2
02	TOYE, Joe	0-1	0-0	0-0	0	0	0	1	0	0	0	0	0	2
03	KORNET, Luke	3-4	2-3	3-4	1	7	8	2	11	3	4	1	0	28
14	JOSEPHS, Carter	0-0	0-0	2-5	1	2	3	0	2	4	2	0	0	18
24	CRESSLER, Nolan	0-2	0-0	0-0	0	1	1	2	0	0	0	0	0	6
40	HENDERSON, Josh	0-0	0-0	0-0	1	0	1	0	0	0	0	0	0	4
	Team				1	0	1							
	Totals	26-52	10-20	23-32	6	35	41	25	85	20	26	2	1	225

FG % 1st Half: 11-23 47.8% 2nd half: 13-23 56.5% OT: 2-6 33.3% Game: 26-52 50.0% Deadball Rebounds 4,3
3FG % 1st Half: 6-11 54.5% 2nd half: 3-6 50.0% OT: 1-3 33.3% Game: 10-20 50.0%
FT % 1st Half: 4-6 66.7% 2nd half: 16-22 72.7% OT: 3-4 75.0% Game: 23-32 71.9%

Arkansas 90 • 7-7, 1-1 SEC

#	Player	Total		3-Ptr	Rebounds			PF	TP	A	TO	Blk	Stl	Min
		FG-FGA	FG-FGA		Off	Def	Tot							
33	Kingsley, Moses	f 9-17	0-0	7-10	2	6	8	3	25	0	0	0	4	38
55	Miles, Keaton	f 2-4	0-0	1-4	1	2	3	3	5	1	1	3	2	18
03	Hannahs, Dusty	g 2-11	0-3	9-10	3	2	5	1	13	2	0	0	0	34
04	Durham, Jabril	g 2-5	0-1	7-8	0	3	3	4	11	6	2	0	4	33
05	Bell, Anthlon	g 9-18	6-10	2-3	2	1	3	3	26	1	1	0	2	34
01	Thompson, Trey	1-2	0-0	0-0	0	3	3	2	1	1	0	0	0	18
21	Watkins, Manuele	0-3	0-0	0-0	1	2	3	0	1	1	0	1	0	12
24	Whitt, Jimmy	2-6	0-0	0-0	0	1	1	1	4	1	1	2	1	13
31	Beard, Anton	2-5	0-0	0-0	0	1	1	3	4	0	1	0	1	22
50	Kouassi, Willy	0-0	0-0	0-0	0	1	1	3	0	0	0	0	0	3
	Team				2	3	5							
	Totals	29-71	6-14	26-35	11	25	36	27	90	13	8	5	15	225

GAME 17

Arkansas at LSU
Jan. 16, 2016 at 7:30 p.m. at Baton Rouge, La. (Maravich Center)

Arkansas 74 • 9-8 (3-2)

#	Player		Total		3-Ptr	Rebounds					PF	TP	A	TO	Blk	Stl	Min
			FG-FGA	FG-FGA		FT-FTA	Off	Def	Tot								
33	Kingsley, Moses	f	5-9	0-0	1-2	1	7	8	3	11	2	2	4	2		33	
55	Miles, Keaton	f	1-3	0-0	0-0	1	0	1	4	2	0	0	0	1		8	
03	Hannahs, Dusty	g	3-10	2-5	0-0	1	0	1	2	8	0	1	0	1		20	
04	Durham, Jabril	g	3-6	0-1	1-1	0	0	0	4	7	6	1	0	1		25	
05	Bell, Anthlon	g	7-14	4-7	1-1	0	3	3	1	19	3	3	0	0		33	
01	Thompson, Trey		1-3	0-0	2-2	1	6	7	5	4	1	1	0	0		19	
21	Watkins, Manuale		1-3	0-0	0-0	0	4	4	0	2	1	0	0	1		15	
24	Whitt, Jimmy		3-6	0-0	0-0	0	1	1	2	6	0	1	0	0		7	
31	Beard, Anton		4-7	1-4	2-5	1	4	5	1	11	2	1	0	1		23	
50	Kouassi, Willy		2-5	0-0	0-0	3	2	5	2	4	0	1	2	0		17	
	Team					3	2	5					1				
	Totals		30-66	7-17	7-11	11	29	40	24	74	15	12	6	7		200	

FG % 1st Half: 15-35 42.9% 2nd half: 15-31 48.4% Game: 30-66 45.5% Deadball Rebounds 2
3FG % 1st Half: 5-12 41.7% 2nd half: 2-5 40.0% Game: 7-17 41.2%
FT % 1st Half: 5-8 62.5% 2nd half: 2-3 66.7% Game: 7-11 63.6%

LSU 76 • 11-6 (4-1)

#	Player		Total		3-Ptr	Rebounds			PF	TP	A	TO	Blk	Stl	Min
			FG-FGA	FG-FGA	FT-FTA	Off	Def	Tot							
25	SIMMONS, Ben	f	5-13	0-0	6-10	3	15	18	2	16	3	5	0	0	36
32	VICTOR II, Craig	f	6-14	0-0	4-8	6	6	12	4	16	0	0	3	1	34
04	HORNBSBY, Keith	g	3-6	1-2	1-1	0	0	0	0	8	1	2	0	1	23
05	GRAY, Josh	g	6-8	0-0	3-4	0	1	1	2	15	3	1	0	1	30
15	PATTERSON, Jalyn	g	3-6	2-5	1-2	0	2	2	1	9	3	0	0	3	32
02	BLAKENEY, Antonio		3-7	2-4	2-3	1	2	3	1	10	0	0	0	1	27
21	EPSS, Aaron		1-2	0-1	0-0	0	0	0	2	2	0	2	0	0	6
22	MALONE, Darcy		0-0	0-0	0-0	0	0	0	0	0	1	0	0	0	2
55	QUARTERMAN, Tim		0-2	0-0	0-3	0	0	0	1	0	2	0	0	0	10
	Team					1	0	1							
	Totals		27-58	5-12	17-31	11	26	37	13	76	13	10	3	7	200

FG % 1st Half: 12-28 42.9% 2nd half: 15-30 50.0% Game: 27-58 46.6% Deadball Rebounds 5,1
3FG % 1st Half: 3-7 42.9% 2nd half: 2-5 40.0% Game: 5-12 41.7%
FT % 1st Half: 9-18 50.0% 2nd half: 8-13 61.5% Game: 17-31 54.8%

Officials: Mike Nance, Patrick Evans, Terry Moore
Technical fouls: Arkansas-None. LSU-None.
Attendance: 13610
3rd highest paid attendance since the 2006 PMAC renovation

Score by periods	1st	2nd	Total
Arkansas	40	34	74
LSU	36	40	76

Points	In	Off	2nd	Fast	Bench
AR	38	13	10	4	27
LSU	38	19	15	8	12

Last FG - AR 2nd-00:37, LSU 2nd-00:05.
Largest lead - AR by 7 1st-02:40, LSU by 6 1st-15:46.
AR led for 15:18. LSU led for 16:36. Game was tied for 08:06.

Score tied - 11 times.
Lead changed - 6 times.

GAME 19

Arkansas at Georgia
Jan. 23, 2016 at 5 p.m. at Athens, Ga. (Stegeman Coliseum)

Arkansas 73 • 9-10, 3-4

#	Player		Total		3-Ptr	Rebounds					PF	TP	A	TO	Blk	Stl	Min
			FG-FTA	FG-FGA		FT-FTA	Off	Def	Tot								
33	Kingsley, Moses	f	4-10	0-0	3-9	2	8	10	3	11	2	1	2	1	28		
55	Miles, Keaton	f	2-8	0-1	0-0	0	4	4	4	4	2	1	1	0	37		
03	Hannahs, Dusty	g	9-18	4-7	2-3	2	4	6	2	24	1	3	0	1	34		
04	Durham, Jabril	g	1-4	1-3	2-2	1	2	3	5	6	1	0	1	1	19		
05	Bell, Anthlon	g	2-5	2-5	2-2	1	4	5	2	8	0	2	1	2	33		
01	Thompson, Trey		0-1	0-0	0-0	0	2	2	2	0	0	2	2	0	18		
21	Watkins, Manuale		1-3	0-0	0-1	0	1	1	0	2	0	0	0	0	13		
24	Whitt, Jimmy		0-2	0-0	0-0	1	0	1	0	0	0	0	0	1	7		
31	Beard, Anton		5-9	1-3	7-9	1	1	2	4	18	3	0	0	2	30		
50	Kouassi, Willy		0-1	0-0	1-2	0	0	0	1	1	0	1	0	0	6		
	Team					1	2	3				1					
	Totals		24-61	8-19	17-28	9	28	37	23	73	14	12	6	8	225		

FG % 1st Half: 9-28 32.1% 2nd half: 13-25 52.0% OT: 2-8 25.0% Game: 24-61 39.3% Deadball Rebounds 6
3FG % 1st Half: 4-10 40.0% 2nd half: 4-7 57.1% OT: 0-2 0.0% Game: 8-19 42.1%
FT % 1st Half: 3-4 75.0% 2nd half: 9-16 56.3% OT: 5-8 62.5% Game: 17-28 60.7%

Georgia 76 • 11-6, 4-3

#	Player		Total		3-Ptr		Rebounds			PF	TP	A	TO	Blk	Stl	Min
			FG-FGA	FG-FGA	FT-FTA	Off	Def	Tot								
01	MATEN, Yante	f	6-12	0-0	3-4	4	8	12	2	15	2	0	2	0	38	
24	KESSLER, Houston	f	2-2	0-0	3-4	3	1	4	4	7	0	1	2	0	29	
04	MANN, Charles	g	4-10	0-1	2-6	0	6	6	3	10	5	4	0	1	38	
12	GAINES, Kenny	g	6-15	4-8	0-2	2	3	5	4	16	1	2	0	1	40	
30	FRAZIER, J.J.	g	8-16	4-9	6-10	0	4	4	2	16	3	1	0	3	35	
00	JACKSON II, William		0-1	0-0	0-0	0	0	0	0	0	1	0	0	0	6	
25	GENO, Kenny Paul		0-2	0-2	0-0	1	2	3	2	0	1	0	0	1	16	
32	EDWARDS, Mike		0-1	0-0	0-2	1	6	7	1	0	0	1	1	0	15	
34	OGBEIDE, Derek		0-1	0-0	2-2	0	2	2	3	2	0	3	0	0	8	
	Team					2	1	3				1				
Totals			26-60	8-20	16-30	13	33	46	23	76	13	13	5	6	225	

FG % 1st Half: 10-25 40.0% 2nd half: 11-28 39.3% OT: 5-7 71.4% Game: 26-60 43.3% Deadball Rebounds 7
3FG % 1st Half: 4-8 50.0% 2nd half: 4-11 36.4% OT: 0-1 0.0% Game: 8-20 40.0%
FT % 1st Half: 4-6 66.7% 2nd half: 10-17 58.8% OT: 2-7 28.6% Game: 16-30 53.3%

Officials: Brian Shey, Willi CJ Washington, Garrick Shannon
Technical fouls: Arkansas-None. Georgia-None.
Attendance: 10523

Score by periods	1st	2nd	OT	Total
Arkansas	25	39	9	73
Georgia	28	36	12	76

Points	In	Off	2nd	Fast	Bench
AR	16	11	3	0	21
UGA	20	14	5	5	2

Last FG - AR OT-00:22, UGA OT-00:31.
Largest lead - AR by 8 1st-14:53, UGA by 8 2nd-12:40.
AR led for 16:54. UGA led for 22:34. Game was tied for 05:16.

Score tied - 10 times.
Lead changed - 17 times.

GAME 18

Arkansas vs No. 23 Kentucky
Jan. 21, 2016 at 6 p.m. at Fayetteville, Ark. (Bud Walton Arena)

Kentucky 80 • 14-4, 4-2 SEC

#	Player		Total		3-Ptr	Rebounds			PF	TP	A	TO	Blk	Stl	Min
			FG-FA	FG-FA	FT-FTA	Off	Def	Tot							
22	Alex Poythress	f	3-5	0-0	1-2	2	4	6	4	7	0	0	1	0	15
25	Derek Willis	f	5-8	2-4	0-0	2	5	7	2	12	0	1	4	1	35
03	Tyler Ulis	g	4-10	2-3	14-15	0	1	1	3	24	5	1	0	1	38
13	Isaiah Briscoe	g	1-7	0-2	0-0	3	4	7	4	2	3	0	0	0	29
23	Jamal Murray	g	7-18	1-7	4-5	1	6	7	2	19	1	2	1	1	37
00	Marcus Lee		2-3	0-0	0-0	1	1	2	5	4	0	1	0	1	10
01	Skal Labissiere		4-10	0-0	3-4	2	1	3	4	11	0	0	3	1	20
04	Charles Matthews		0-1	0-0	1-2	2	1	3	0	1	0	0	0	0	12
10	Jonny David		0-0	0-0	0-0	0	0	0	0	0	0	0	0	0	0+
11	Mychal Mulder		0-0	0-0	0-0	0	1	1	0	0	0	1	0	0	2
12	Isaac Humphries		0-0	0-0	0-0	0	0	0	1	0	0	0	0	0	1
24	EJ Floreal		0-0	0-0	0-2	0	1	1	0	0	0	0	0	0	1
	Team					3	2	5							
Totals			26-62	5-16	23-30	16	27	43	25	80	9	6	9	5	200

FG % 1st Half: 14-36 38.9% 2nd half: 12-26 46.2% Game: 26-62 41.9% Deadball Rebounds 3
3FG % 1st Half: 2-9 22.2% 2nd half: 3-7 42.9% Game: 5-16 31.3%
FT % 1st Half: 6-7 85.7% 2nd half: 17-23 73.7% Game: 23-30 76.7%

Arkansas 66 • 9-9, 3-3 SEC

#	Player		Total		3-Ptr	Rebounds			PF	TP	A	TO	Blk	Stl	Min
			FG-FTA	FG-FGA	FT-FTA	Off	Def	Tot							
33	Kingsley, Moses	f	3-6	0-0	7-10	2	4	6	4	13	0	4	2	1	32
55	Miles, Keaton	f	2-4	0-0	1-4	0	0	0	0	5	0	1	0	0	12
03	Hannahs, Dusty	g	7-14	1-5	5-7	2	1	3	3	20	0	2	0	0	33
04	Durham, Jabril	g	1-5	0-1	1-2	0	2	2	2	3	5	0	0	0	24
05	Bell, Anthlon	g	5-12	1-4	5-6	1	3	4	4	16	0	1	1	1	28
01	Thompson, Trey		1-2	0-0	0-0	1	3	4	5	2	3	0	1	0	21
21	Watkins, Manuale		1-3	0-0	0-0	2	0	2	1	2	1	1	0	0	9
24	Whitt, Jimmy		0-3	0-0	0-0	0	2	2	2	0	1	0	0	0	14
31	Beard, Anton		2-6	0-2	1-2	0	5	5	2	5	2	0	1	1	25
50	Kouassi, Willy		0-0	0-0	0-0	0	0	0	0	0	0	0	0	0	2
	Team					4	2	6							
Totals			22-55	2-12	20-31	12	22	34	23	66	12	9	5	3	200

GAME 21

Arkansas vs Texas Tech Jan. 30, 2016 at 3 p.m. at Fayetteville, Ark. (Bud Walton Arena)

Texas Tech 68 • 12-8

#	Player		Total			3-Ptr			Rebounds			PF	TP	A	TO	Blk	Stl	Min
			FG-FGA	FG-FGA	FT-FTA	Off	Def	Tot										
11	SMITH, ZACH	f	8-12	0-3	3-4	1	4	5	2	19	0	2	3	1			42	
34	TEMPLE, MATTHEW	f	0-3	0-1	0-0	0	2	2	3	0	0	0	0	0			15	
00	WILLIAMS, DEVAUGNT	g	5-8	0-1	0-1	1	1	2	1	10	0	2	0	2			24	
12	EVANS, KEENAN	g	4-11	1-2	2-3	2	2	4	1	11	3	2	1	0			37	
04	GOTCHER, TODDRICK	g	3-9	0-2	2-2	4	2	6	5	8	2	0	0	1			36	
20	THOMAS, DEVON	g	0-0	0-0	0-0	0	2	2	2	0	1	1	0	0			7	
03	WILLIAMSON, C.J.	g	1-2	0-1	2-2	0	1	1	1	4	1	0	0	1			14	
05	GRAY, JUSTIN	g	1-4	0-1	0-0	0	3	3	5	2	0	2	0	0			16	
15	ROSS, AARON	g	4-11	0-2	6-7	2	7	9	1	14	0	1	0	2			30	
21	ULVYDAS, ROKAS	g	0-0	0-0	0-0	0	0	0	2	0	0	2	0	0			1	
22	JACKSON, JORDAN	g	0-2	0-0	0-0	0	0	0	0	0	0	0	0	0			3	
Team						3	0	3						2				
Totals			26-62	1-13	15-19	13	24	37	23	68	7	14	4	7			225	

FG % 1st Half: 12-28 42.9% 2nd half: 13-29 44.8% OT: 1-5 20.0% Game: 26-62 41.9% Deadball Rebounds 1
3FG % 1st Half: 1-9 11.1% 2nd half: 0-3 0.0% OT: 0-1 0.0% Game: 1-13 7.7%
FT % 1st Half: 3-6 50.0% 2nd half: 6-7 85.7% OT: 6-6 100.0% Game: 15-19 78.9%

Arkansas 75 • 11-10

#	Player		Total		3-Ptr	Rebounds					PF	TP	A	TO	Blk	Stl	Min
			FG-FA	FG-FGA	FT-FTA	Off	Def	Tot									
33	Kingsley, Moses	f	6-10	0-0	5-7	5	6	11	2	17	1	2	1	1	1	35	
03	Hannahs, Dusty	g	7-17	3-9	8-8	1	3	4	2	25	2	1	0	1	1	40	
04	Durham, Jabril	g	2-4	0-1	4-4	0	2	2	2	8	5	4	0	1	1	33	
05	Bell, Anthlon	g	4-14	3-8	1-2	0	5	5	2	12	1	2	0	1	1	39	
21	Watkins, Manuale	g	3-4	0-0	3-3	2	0	2	0	9	3	0	0	0	0	29	
01	Thompson, Trey		1-1	0-0	0-2	2	7	9	5	2	2	0	4	1	1	22	
24	Whitt, Jimmy		1-3	0-0	0-0	0	0	0	2	2	0	0	0	0	0	7	
31	Beard, Anton		0-4	0-1	0-0	0	1	1	3	0	1	1	0	1	1	16	
50	Kouassi, Willy		0-0	0-0	0-0	0	0	0	0	0	0	0	0	0	0	2	
55	Miles, Keaton		0-0	0-0	0-2	0	0	0	0	0	0	0	0	0	0	2	
Team						2	1	3									
Totals				24-57	6-19	21-28	12	25	37	18	75	15	10	5	6	225	

FG % 1st Half: 10-23 43.5% 2nd half: 10-28 35.7% OT: 4-6 66.7% Game: 24-57 42.1% Deadball Rebounds 4,1
3FG % 1st Half: 3-7 42.9% 2nd half: 2-11 18.2% OT: 1-1 100.0% Game: 6-19 31.6%
FT % 1st Half: 6-9 66.7% 2nd half: 9-13 69.2% OT: 6-6 100.0% Game: 21-28 75.0%

Officials: Tony Greene, Patrick Evans, Ted Valentine

Technical fouls: Texas Tech-None. Arkansas-None.

Attendance: 15975

Estimated Actual Attendance: 13,751

Fouled out: Arkansas #1, Thompson (3:38 OT)

Texas Tech #5, Gray (3:02 OT); #20, Gotcher (0:26.6 OT)

Score by periods	1st	2nd	OT	Total
Texas Tech	28	32	8	68
Arkansas	29	31	15	75

Points	In	Off	2nd	Fast	Bench
TTU	34	8	14	10	20
AR	32	15	13	10	4

Last FG - TTU OT-01:24, AR OT-00:53.

Largest lead - TTU by 12 1st-11:31, AR by 11 2nd-13:42.

TTU led for 24:44. AR led for 16:34. Game was tied for 03:42.

Score tied - 6 times.

Lead changed - 7 times.

GAME 23

Arkansas vs Tennessee Feb. 6, 2016 at 7 p.m. at Fayetteville, Ark. (Bud Walton Arena)

Tennessee 67 • 11-12, 4-6 SEC

#	Player		Total			3-Ptr			Rebounds			PF	TP	A	TO	Blk	Stl	Min
			FG-FGA	FG-FGA	FT-FTA	Off	Def	Tot										
04	Moore, Armani	f	4-10	1-2	2-4	1	4	5	1	11	2	1	2	0			36	
05	Schofield, Admiral	f	2-5	1-2	0-0	3	2	5	3	5	1	0	0	0			18	
11	Alexander, Kyle	f	2-4	0-0	0-1	2	1	3	3	4	0	1	1	2			18	
00	Punter, Kevin	g	7-18	4-9	6-8	0	4	4	1	24	7	4	0	2			37	
34	Baulkman, Devon	g	1-3	0-1	0-0	3	1	4	1	2	0	1	1	0			13	
02	Kasongo, Ray		0-0	0-0	0-0	0	0	0	0	0	0	0	0	0			5	
03	Hubbs III, Robert		1-4	0-0	0-0	0	1	1	0	2	0	1	0	0			16	
15	Mostella, Detrick		2-11	1-7	2-2	3	2	5	2	7	0	1	1	0			26	
23	Reese, Derek		0-1	0-0	0-0	2	2	4	0	0	1	0	0	1			6	
25	Phillips, Shembari		4-9	3-6	1-2	0	0	0	5	12	3	0	0	0			23	
32	Woodson, Brad		0-0	0-0	0-0	0	0	0	1	0	0	0	0	0			2	
	Team					2	0	2										
	Totals		23-65	10-27	11-17	16	17	33	18	67	14	9	5	5			200	

FG % 1st Half: 8-33 24.2% 2nd half: 15-32 46.9% Game: 23-65 35.4% Deadball Rebounds 5
3FG % 1st Half: 2-12 16.7% 2nd half: 8-15 53.3% Game: 10-27 37.0%
FT % 1st Half: 5-8 62.5% 2nd half: 6-9 66.7% Game: 11-17 64.7%

Arkansas 85 • 12-11, 5-5 SEC

#	Player		Total		3-Ptr	Rebounds			PF	TP	A	TO	Blk	Stl	Min
			FG-FGA	FG-FGA	FT-FTA	Off	Def	Tot							
50	Kouassi, Willy	c	1-1	0-0	0-0	1	3	4	0	2	0	0	0	0	9
03	Hannahs, Dusty	g	4-10	3-6	2-2	0	1	1	1	13	0	1	0	0	27
04	Durham, Jabril	g	1-6	1-6	2-2	0	3	3	1	5	4	3	1	0	26
05	Bell, Anthlon	g	4-7	2-4	2-2	2	3	5	2	12	1	1	0	0	26
21	Watkins, Manuale	g	3-6	0-0	3-4	0	5	5	3	9	3	0	0	3	24
01	Thompson, Trey	g	1-1	0-0	3-4	3	2	5	3	5	1	2	3	1	15
24	Whitt, Jimmy	g	4-5	2-2	0-0	1	1	2	1	10	2	1	0	1	20
31	Beard, Anton	g	4-10	1-4	3-4	2	2	4	3	12	4	0	0	3	21
33	Kingsley, Moses	g	8-11	0-0	1-5	2	3	5	3	17	1	2	1	1	23
55	Miles, Keaton	g	0-0	0-0	0-2	0	0	0	1	0	1	0	3	0	9
	Team					4	2	6							
Totals			30-57	9-22	16-25	15	25	40	18	85	17	10	8	9	200

FG % 1st Half: 15-29 51.7% 2nd half: 15-28 53.6% Game: 30-57 52.6% Deadball Rebounds 4,2
3FG % 1st Half: 4-9 44.4% 2nd half: 5-13 38.5% Game: 9-22 40.9%
FT % 1st Half: 2-9 22.2% 2nd half: 14-16 87.5% Game: 16-25 64.0%

Officials: Anthony Jordan, Kevin Fehr, Patrick Evans

Technical fouls: Tennessee-None. Arkansas-None.

Attendance: 15970

Estimated Actual Attendance: 14,093

Fouled out: Tennessee #25, Phillips (1:42)

Score by periods	1st	2nd	Total
Tennessee	23	44	67
Arkansas	36	49	85

Points	In	Off	2nd	Fast	Bench
UT	16	14	9	2	21
AR	34	13	15	8	44

Last FG - UT 2nd-00:10, AR 2nd-02:55.

Largest lead - UT None, AR by 24 2nd-04:23.

UT led for 00:00. AR led for 39:31. Game was tied for 00:29.

Score tied - 0 times.

Lead changed - 0 times.

GAME 22

Arkansas at Florida Feb. 3, 2016 at 6 p.m. at Gainesville, Fla. (O'Connell Center)

Arkansas 83 • 11-11, 4-5 SEC

		Total		3-Ptr	Rebounds										
#	Player	FG-FGA	FG-FGA	FT-FTA	Off	Def	Tot	PF	TP	A	TO	Blk	Stl	Min	
33	Kingsley, Moses	f	6-10	0-0	3-6	3	6	9	5	15	2	5	1	1	26
03	Hannahs, Dusty	g	7-14	3-7	3-3	2	2	4	3	20	1	1	0	0	32
04	Durham, Jabril	g	4-10	2-5	0-0	2	2	4	2	10	4	2	0	1	28
05	Bell, Anthlon	g	7-12	4-5	6-8	0	1	1	4	24	0	0	0	0	29
21	Watkins, Manuale	g	1-3	0-0	1-1	0	1	1	2	3	2	2	0	1	22
01	Thompson, Trey	g	0-0	0-0	0-0	3	2	5	3	0	0	2	0	1	20
24	Whitt, Jimmy	g	1-4	0-1	0-0	1	1	2	2	2	2	0	0	1	8
31	Beard, Anton	g	2-8	1-3	2-2	0	3	3	5	7	2	2	0	0	25
50	Kouassi, Willy	g	0-0	0-0	0-0	0	0	0	1	0	0	0	0	0	3
55	Miles, Keaton	g	1-3	0-0	0-0	0	1	1	0	2	0	0	0	0	7
Team					4	3	7								
Totals			29-64	10-21	15-20	15	22	37	27	83	13	14	1	5	200

FG % 1st Half: 14-30 46.7% 2nd half: 15-34 44.1% Game: 29-64 45.3% Deadball Rebounds 2
3FG % 1st Half: 4-11 36.4% 2nd half: 6-10 60.0% Game: 10-21 47.6%
FT % 1st Half: 5-9 55.6% 2nd half: 10-11 90.9% Game: 15-20 75.0%

Florida 87 • 15-7

GAME 25

Arkansas at Ole Miss
Feb. 13, 2016 at 1:05 p.m. at Oxford, Miss. (The Pavilion)

Arkansas 60 • 12-13, 5-7 SEC

#	Player	Total		3-Ptr	Rebounds			PF	TP	A	TO	Blk	Stl	Min
		FG-FGA	FG-FGA		Off	Def	Tot							
33	Kingsley, Moses	f	8-11	0-0	3-4	6	7	13	2	19	1	5	1	23
03	Hannahs, Dusty	g	0-4	0-2	0-0	0	0	0	4	0	1	1	0	16
04	Durham, Jabril	g	0-7	0-5	5-6	1	1	2	4	5	3	2	0	1
05	Bell, Anthlon	g	3-14	3-9	7-7	0	1	1	1	16	0	1	0	33
21	Watkins, Manuale	g	2-5	0-0	0-0	0	4	4	4	1	1	0	0	18
01	Thompson, Trey	g	0-0	0-0	0-2	0	1	1	0	0	2	0	0	11
02	Mosiman, Jake	g	0-0	0-0	0-0	0	0	0	0	0	0	0	0	0+
14	Simmons, Tristan	g	0-0	0-0	0-0	0	0	0	0	0	0	0	0	0+
24	Whitt, Jimmy	g	3-5	0-0	3-3	0	0	0	4	9	1	2	0	1
31	Beard, Anton	g	2-10	1-4	0-0	2	2	4	1	5	3	0	0	27
50	Kouassi, Willy	g	0-0	0-0	0-0	0	0	0	1	0	0	1	0	0
55	Miles, Keaton	g	0-1	0-0	2-4	1	1	2	2	2	0	0	0	1
Team					1	1	2							
Totals			18-57	4-20	20-26	11	18	29	23	60	12	12	2	9

FG % 1st Half: 13-29 44.8% 2nd half: 5-28 17.9% Game: 18-57 31.6% Deadball Rebounds 4,1
3FG % 1st Half: 2-8 25.0% 2nd half: 2-12 16.7% Game: 4-20 20.0%
FT % 1st Half: 9-10 90.0% 2nd half: 11-16 68.8% Game: 20-26 76.9%

Ole Miss 76 • 16-9, 6-6 SEC

#	Player	Total		3-Ptr	Rebounds			PF	TP	A	TO	Blk	Stl	Min
		FG-FGA	FG-FGA		Off	Def	Tot							
11	Saiz, Sebastian	f	3-7	0-0	5-5	1	3	4	5	11	0	1	0	13
12	Gielo, Tomasz	f	5-9	3-5	2-2	1	4	5	2	15	0	3	0	27
01	Newby, Martavious	g	1-2	0-0	4-4	3	2	5	2	6	4	1	0	3
14	Brooks, Rasheed	g	0-4	0-2	0-0	0	0	0	2	0	2	1	0	20
42	Moody, Stefan	g	4-17	0-7	9-10	3	2	5	2	17	7	7	0	1
04	Escobar, J.T.	g	0-0	0-0	0-0	0	0	0	0	0	0	0	0	0+
03	Davis, Terence	g	0-0	0-0	0-0	0	0	0	0	0	0	0	0	0+
05	Hymon, Marcanvis	g	5-9	0-0	0-0	4	7	11	4	10	1	1	2	28
13	Perez, Anthony	g	4-6	3-4	0-0	2	6	8	3	11	0	3	1	0
20	Fitzpatrick-Dorsey, D	g	2-6	1-2	1-1	1	2	3	3	6	0	1	0	0
30	Coddington, Jake	g	0-0	0-0	0-0	0	0	0	0	0	0	0	0	0+
Team					3	3	6							
Totals			24-60	7-20	21-22	18	29	47	23	76	14	18	2	8

FG % 1st Half: 12-36 33.3% 2nd half: 12-24 50.0% Game: 24-60 40.0% Deadball Rebounds 0,1
3FG % 1st Half: 5-14 35.7% 2nd half: 2-6 33.3% Game: 7-20 35.0%
FT % 1st Half: 6-7 85.7% 2nd half: 15-15 100.0% Game: 21-22 95.5%

Officials: Pat Adams, Vladimir Voyard-Tadal, Terry Moore
Technical fouls: Arkansas-Kingsley, Moses. Ole Miss-Newby, Martavious.
Attendance: 9500

Score by periods	1st	2nd	Total
Arkansas	37	23	60
Ole Miss	35	41	76

Points	In	Off	2nd	Fast	Bench
AR	Paint	T/O	Chance	Break	
OM	22	14	4	2	16
	22	15	15	6	27

Last FG - AR 2nd-03:27, OM 2nd-01:00.
Largest lead - AR by 11 1st-09:56, OM by 18 2nd-01:00.
AR led for 15:45. OM led for 21:35. Game was tied for 02:40.

Score tied - 3 times.
Lead changed - 4 times.

GAME 27

Arkansas vs Missouri
Feb. 20, 2016 at 6:30 p.m. at Fayetteville, Ark. (Bud Walton Arena)

Mizzou 72 • 10-17, 3-11 SEC

#	Player	Total		3-Ptr	Rebounds			PF	TP	A	TO	Blk	Stl	Min
		FG-FGA	FG-FGA		Off	Def	Tot							
24	Puryear, Kevin	f	6-14	1-3	10-11	3	4	7	1	23	2	4	0	1
44	Rosburg, Ryan	f	5-7	0-0	1-2	0	2	2	5	11	0	1	2	17
01	Phillips, Terrence	g	0-6	0-3	2-2	0	5	5	3	2	7	1	1	0
12	Wright, Namon	g	4-10	3-7	1-1	1	11	12	2	12	2	3	0	0
33	Vanleer, Cullen	g	2-4	2-4	0-0	0	1	1	2	6	3	1	0	0
04	Isabell, Traminee	g	2-6	0-2	2-3	0	2	2	3	6	0	0	0	0
05	Allen, D'Angelo	g	3-5	0-0	0-2	0	1	1	2	6	2	0	0	0
10	Walton, K.J.	g	0-5	0-2	0-0	2	1	3	1	0	1	0	0	1
23	Gant, Jakeenan	g	3-6	0-2	0-1	0	3	3	2	6	1	0	1	0
Team					2	2	4							
Totals			25-63	6-23	16-22	8	32	40	21	72	18	10	4	3

FG % 1st Half: 12-32 37.5% 2nd half: 13-31 41.9% Game: 25-63 39.7% Deadball Rebounds 2,1
3FG % 1st Half: 2-9 22.2% 2nd half: 4-14 28.6% Game: 6-23 26.1%
FT % 1st Half: 4-8 50.0% 2nd half: 12-18 66.7% Game: 16-22 72.7%

Arkansas 84 • 13-14, 6-8 SEC

#	Player	Total		3-Ptr	Rebounds			PF	TP	A	TO	Blk	Stl	Min
		FG-FGA	FG-FGA		Off	Def	Tot							
33	Kingsley, Moses	f	6-12	0-0	3-5	3	9	12	4	15	0	2	1	0
55	Miles, Keaton	f	1-3	0-0	0-1	3	3	6	4	2	3	1	4	1
03	Hannahs, Dusty	g	7-13	4-9	4-4	1	5	6	2	22	2	0	0	1
04	Durham, Jabril	g	5-11	3-6	4-6	0	4	4	2	17	6	0	0	2
05	Bell, Anthlon	g	1-11	1-8	4-4	1	2	3	2	7	2	1	0	0
01	Thompson, Trey	g	2-3	0-0	0-0	1	3	4	3	4	1	0	1	0
21	Watkins, Manuale	g	3-6	0-0	0-0	1	2	3	3	6	2	2	0	0
24	Whitt, Jimmy	g	1-2	1-1	4-4	0	2	2	1	7	0	0	0	0
31	Beard, Anton	g	1-6	1-2	0-0	1	1	2	1	3	2	0	0	1
50	Kouassi, Willy	g	0-0	0-0	1-4	1	1	2	0	1	2	0	1	0
Team					1	2	3							
Totals			27-67	10-26	20-28	13	34	47	22	84	18	7	7	5

FG % 1st Half: 15-33 45.5% 2nd half: 12-34 35.3% Game: 27-67 40.3% Deadball Rebounds 2
3FG % 1st Half: 7-16 43.8% 2nd half: 3-10 30.0% Game: 10-26 38.5%
FT % 1st Half: 6-8 75.0% 2nd half: 14-20 70.0% Game: 20-28 71.4%

Officials: Willi CJ Washington, Patrick Evans, Garrick Shannon
Technical fouls: Mizzou-None. Arkansas-None.
Attendance: 16617
Estimated Actual Attendance: 13,040
Fouled out: Missouri #44, Rosburg (2:17 2H)

Score by periods	1st	2nd	Total
Mizzou	30	42	72
Arkansas	43	41	84

Points	In	Off	2nd	Fast	Bench
MU	Paint	T/O	Chance	Break	
AR	34	5	14	15	18
	30	7	21	7	21

Last FG - MU 2nd-00:26, AR 2nd-00:38.
Largest lead - MU None, AR by 17 1st-02:02.
MU led for 00:00. AR led for 39:51. Game was tied for 00:09.

Score tied - 0 times.
Lead changed - 0 times.

GAME 26

Arkansas vs Auburn
Feb. 17, 2016 at 6 p.m. at Fayetteville, Ark. (Bud Walton Arena)

Auburn 90 • 10-15, 4-9 SEC

#	Player	Total		3-Ptr	Rebounds			PF	TP	A	TO	Blk	Stl	Min
		FG-FGA	FG-FGA		Off	Def	Tot							
00	SPENCER, HORACE	f	3-7	0-0	0-0	2	3	5	4	6	1	3	7	0
12	HARRIS, TYLER	f	8-11	0-0	3-6	2	3	5	2	19	5	3	1	3
02	BROWN, BRYCE	g	9-18	9-14	0-0	0	0	0	2	27	0	3	0	1
05	BOWERS, CINMEON	g	4-6	0-0	6-11	0	10	10	2	14	6	5	1	0
23	LANG, TJ	g	6-7	5-6	0-0	1	0	1	5	17	1	1	0	0
20	WALKER, JONATHAN	g	0-0	0-0	0-0	0	0	0	0	0	0	0	0	0
21	KEIM, PATRICK	g	0-1	0-1	0-2	0	2	2	3	0	1	2	0	1
25	GRANGER, JORDON	g	3-4	1-2	0-0	1	6	7	2	7	4	1	0	1
31	WADDELL, DEVIN	g	0-0	0-0	0-0	0	0	0	0	0	0	0	0	0
44	WILLIAMS, NEW	g	0-0	0-0	0-0	0	0	0	0	0	0	1	0	0
Team					1	4	5							
Totals			33-54	15-23	9-19	7	28	35	20	90	18	21	9	6

FG % 1st Half: 17-28 60.7% 2nd half: 16-26 61.5% Game: 33-54 61.1% Deadball Rebounds 2
3FG % 1st Half: 9-15 60.0% 2nd half: 6-8 75.0% Game: 15-23 65.2%
FT % 1st Half: 3-5 60.0% 2nd half: 6-14 42.9% Game: 9-19 47.4%

Arkansas 86 • 12-14, 5-8 SEC

#	Player		Total		3-Ptr	Rebounds					PF	TP	A	TO	Blk	Stl	Min
			FG-FGA	FG-FGA	FT-FTA	Off	Def	Tot									
33	Kingsley, Moses	f	7-10	0-0	6-14	5	5	10	2	20	0	2	3	4	35		
50	Kouassi, Willy	c	0-0	0-0	0-0	1	0	1	1	0	0	1	0	0	3		
04	Durham, Jabril	g	2-5	2-3	6-8	0	4	4	3	12	10	0	0	4	30		
05	Bell, Anthlon	g	9-18	3-8	0-0	1	2	3	1	21	1	2	1	2	29		
31	Beard, Anton	g	0-5	0-4	2-4	0	1	1	2	2	3	2	0	2	20		
01	Thompson, Trey		2-3	0-0	0-0	0	1	1	1	4	2	3	1	1	20		
03	Hannahs, Dusty		6-17	4-9	2-2	1	3	4	4	18	0	0	0	1	24		
21	Watkins, Manuale		2-3	0-0	3-3	0	2	2	0	7	3	1	1	1	17		
24	Whitt, Jimmy		0-3	0-1	0-0	0	1	1	0	0	2	0	0	0	12		
55	Miles, Keaton		1-2	0-0	0-0	3	1	4	3	2	0	1	1	0	10		
	Team					3	0	3									
Totals			29-66	9-25	19-31	14	20	34	17	86	21	12	7	15	200		

Arkansas 75 • 15-14, 8-8

#	Player		Total		3-Ptr	Rebounds			PF	TP	A	TO	Blk	Stl	Min	
			FG-FGA	FG-FGA	FT-FTA	Off	Def	Tot								
33	Kingsley, Moses	f	3-8	0-0	3-6	1	7	8	3	9	4	3	4	1	28	
55	Miles, Keaton	f	0-2	0-0	0-1	0	1	1	2	0	0	1	0	0	18	
03	Hannahs, Dusty	g	4-6	3-4	6-7	1	3	4	2	17	0	1	0	2	27	
04	Durham, Jabril	g	2-4	1-3	1-2	0	5	5	2	6	3	0	0	0	23	
05	Bell, Anthlon	g	5-11	4-6	2-2	0	2	2	2	16	1	1	0	0	30	
01	Thompson, Trey		2-3	0-0	1-2	2	5	7	4	5	1	1	1	1	20	
21	Watkins, Manuale		3-7	0-0	0-0	0	1	1	1	6	3	1	0	1	15	
24	Whitt, Jimmy		3-5	0-2	0-0	0	1	1	3	6	0	0	0	1	15	
31	Beard, Anton		3-6	1-4	3-3	1	0	1	2	10	1	1	0	0	20	
50	Kouassi, Willy		0-0	0-0	0-0	0	0	0	0	0	0	0	0	0	4	
Team						0	3	3								
Totals				25-52	9-19	16-23	5	28	33	21	75	13	9	5	6	200
FG % 1st Half: 12-30			40.0%	2nd half: 13-22	59.1%	Game: 25-52			48.1%	Deadball						
3FG % 1st Half: 5-11			45.5%	2nd half: 4-8	50.0%	Game: 9-19			47.4%	Rebounds						
FT % 1st Half: 5-9			55.6%	2nd half: 11-14	78.6%	Game: 16-23			69.6%							

Tennessee 65 • 13-16, 6-10

#	Player		Total		3-Ptr	Rebounds			PF	TP	A	TO	Blk	Stl	Min	
			FG-FGA	FG-FGA	FT-FTA	Off	Def	Tot								
04	Moore, Armani	f	6-12	0-1	5-8	1	10	11	1	17	5	2	0	0	39	
05	Schofield, Admiral	f	6-13	1-3	2-2	2	7	9	3	15	2	1	0	1	33	
11	Alexander, Kyle	f	1-3	0-0	2-2	4	4	8	3	4	0	2	4	0	22	
25	Phillips, Shembari	g	6-14	1-2	0-0	1	2	3	3	13	2	1	0	0	32	
34	Baulkman, Devon	g	2-9	1-6	2-2	2	1	3	2	7	1	1	0	0	27	
15	Mostella, Detrick		1-8	1-6	0-0	0	1	1	2	3	0	1	0	0	13	
23	Reese, Derek		3-3	0-0	0-0	5	1	6	5	6	2	2	0	0	25	
32	Woodson, Brad		0-3	0-3	0-0	0	1	1	0	0	1	0	0	1	9	
Team						0	0	0				1				
Totals				25-65	4-21	11-14	15	27	42	19	65	13	11	4	2	200
FG % 1st Half: 13-30			43.3%	2nd half: 12-35			34.3%	Game: 25-65			38.5%	Deadball Rebounds 0.1				
3FG % 1st Half: 2-7			28.6%	2nd half: 2-14			14.3%	Game: 4-21			19.0%					
FT % 1st Half: 5-7			71.4%	2nd half: 6-7			85.7%	Game: 11-14			78.6%					

Officials: Antinio Petty, Lee Cassell, Darron George
Technical fouls: Arkansas-None. Tennessee-None.
Attendance: 14413

Score by periods				Points	In Paint	Off T/O	2nd Chance	Fast Break	Bench
1st	2nd	Total							
Arkansas	34	41	75	AR	26	10	12	21	27
Tennessee	33	32	65	UT	34	4	10	2	9

Last FG - AR 2nd-02:26, UT 2nd-00:55. Score tied - 3 times.
Largest lead - AR by 11 2nd-09:03, UT by 4 1st-19:06. Lead changed - 5 times.
AR led for 35:08. UT led for 03:29. Game was tied for 01:23.

ARKANSAS GAME-BY-GAME STATISTICS

Opponent	Date	Score		Total		3-Pointers		Free throws		Rebounds				pf	a	t/o	blk	stl	pts	avg
				fg-fga	pct	3fg-fga	pct	ft-fa	pct	off	def	tot	avg							
SOUTHERN UNIVERSITY	11/13/15	86-68	W	32-66	.485	8-15	.533	14-26	.538	17	26	43	43.0	24	21	14	6	9	86	86.0
AKRON	11/18/15	80-88	L	24-63	.381	6-20	.300	26-32	.813	16	20	36	39.5	23	17	8	4	7	80	83.0
CHARLESTON SOUTHER	11/20/15	93-75	W	32-59	.542	7-13	.538	22-30	.733	10	30	40	39.7	24	23	13	8	6	93	86.3
vs Georgia Tech	11/26/15	73-83	L	26-60	.433	6-14	.429	15-23	.652	9	17	26	36.2	23	14	12	5	6	73	83.0
vs Stanford	11/27/15	66-69	L	23-66	.348	6-17	.353	14-16	.875	19	23	42	37.4	25	15	14	3	7	66	79.6
NORTHWESTERN STATE	12/01/15	117-78	W	44-79	.557	6-15	.400	23-30	.767	15	30	45	38.7	17	24	10	2	13	117	85.8
at Wake Forest	12/04/15	85-88	L	32-69	.464	5-17	.294	16-19	.842	14	19	33	37.9	24	15	8	4	8	85	85.7
EVANSVILLE	12/08/15	89-76	W	28-52	.538	9-13	.692	24-30	.800	6	22	28	36.6	16	18	11	8	10	89	86.1
TENNESSEE TECH	12/12/15	83-57	W	31-62	.500	7-15	.467	14-21	.667	8	35	43	37.3	19	21	10	13	4	83	85.8
MERCER	12/19/15	66-69	Lot	24-63	.381	7-16	.438	11-15	.733	8	32	40	37.6	18	14	12	5	10	66	83.8
NORTH FLORIDA	12/22/15	97-72	W	42-79	.532	4-10	.400	9-16	.563	21	31	52	38.9	20	27	10	6	7	97	85.0
at Dayton	12/30/15	81-85	Lot	28-61	.459	5-15	.333	20-28	.714	10	29	39	38.9	26	14	16	4	4	81	84.7
at Texas A&M	01/02/16	69-92	L	24-59	.407	6-16	.375	15-24	.625	11	27	38	38.8	19	16	15	2	4	69	83.5
VANDERBILT	01/05/16	90-85	Wot	29-71	.408	6-14	.429	26-35	.743	11	25	36	38.6	27	13	8	5	15	90	83.9
MISSISSIPPI STATE	01/09/16	82-68	W	28-56	.500	16-24	.667	10-13	.769	7	30	37	38.5	17	23	16	9	10	82	83.8
at Mizzou	01/12/16	94-61	W	37-59	.627	8-15	.533	12-15	.800	4	24	28	37.9	20	20	6	6	5	94	84.4
at LSU	01/16/16	74-76	L	30-66	.455	7-17	.412	7-11	.636	11	29	40	38.0	24	15	12	6	7	74	83.8
KENTUCKY	01/21/16	66-80	L	22-55	.400	2-12	.167	20-31	.645	12	22	34	37.8	23	12	9	5	3	66	82.8
at Georgia	01/23/16	73-76	Lot	24-61	.393	8-19	.421	17-28	.607	9	28	37	37.7	23	14	12	6	8	73	82.3
TEXAS A&M	01/27/16	74-71	W	25-59	.424	8-21	.381	16-24	.667	8	20	28	37.2	25	17	12	7	7	74	81.9
TEXAS TECH	01/30/16	75-68	Wot	24-57	.421	6-19	.316	21-28	.750	12	25	37	37.2	18	15	10	5	6	75	81.6
at Florida	02/03/16	83-87	L	29-64	.453	10-21	.476	15-20	.750	15	22	37	37.2	27	13	14	1	5	83	81.6
TENNESSEE	02/06/16	85-67	W	30-57	.526	9-22	.409	16-25	.640	15	25	40	37.3	18	17	10	8	9	85	81.8
at Mississippi State	02/09/16	46-78	L	16-72	.222	1-10	.100	13-20	.650	20	19	39	37.4	21	3	10	3	6	46	80.3
at Ole Miss	02/13/16	60-76	L	18-57	.316	4-20	.200	20-26	.769	11	18	29	37.1	23	12	12	2	9	60	79.5
AUBURN	02/17/16	86-90	L	29-66	.439	9-25	.360	19-31	.613	14	20	34	37.0	17	21	12	7	15	86	79.7
MIZZOU	02/20/16	84-72	W	27-67	.403	10-26	.385	20-28	.714	13	34	47	37.3	22	18	7	7	5	84	79.9
LSU	02/23/16	85-65	W	33-61	.541	8-19	.421	11-19	.579	7	31	38	37.4	22	21	13	4	10	85	80.1
at Tennessee	02/27/16	75-65	W	25-52	.481	9-19	.474	16-23	.696	5	28	33	37.2	21	13	9	5	6	75	79.9
Arkansas		2317		816-1818	.449	203-499	.407	482-687	.702	338	741	1079	37.2	626	486	325	156	221	2317	79.9
Opponents		2185		734-1690	.434	211-593	.356	506-719	.704	323	753	1076	37.1	601	410	422	126	152	2185	75.3

Games played: 29
Points/game: 79.9
FG Pct: 44.9
3FG Pct: 40.7
FT Pct: 70.2

Rebounds/game: 37.2
Assists/game: 16.8
Turnovers/game: 11.2
Assist/turnover ratio: 1.5
Steals/game: 7.6
Blocks/game: 5.4

OPPONENT GAME-BY-GAME STATISTICS

Opponent	Date	Score		Total		3-Pointers		Free throws		Rebounds				pf	a	t/o	blk	stl	pts	avg
				fg-fga	pct	3fg-fga	pct	ft-fa	pct	off	def	tot	avg							
SOUTHERN UNIVERSITY	11/13/15	86-68	W	22-53	.415	4-12	.333	20-28	.714	7	21	28	28.0	22	9	17	5	8	68	68.0
AKRON	11/18/15	80-88	L	29-57	.509	13-28	.464	17-25	.680	13	24	37	32.5	26	16	12	4	3	88	78.0
CHARLESTON SOUTHER	11/20/15	93-75	W	23-66	.348	12-31	.387	17-26	.654	16	17	33	32.7	25	15	13	1	5	75	77.0
vs Georgia Tech	11/26/15	73-83	L	28-60	.467	8-16	.500	19-27	.704	18	32	50	37.0	20	15	16	2	5	83	78.5
vs Stanford	11/27/15	66-69	L	23-49	.469	4-12	.333	19-32	.594	10	24	34	36.4	19	10	15	3	4	69	76.6
NORTHWESTERN STATE	12/01/15	117-78	W	29-62	.468	10-29	.345	10-16	.625	5	24	29	35.2	24	21	25	5	2	78	76.8
at Wake Forest	12/04/15	85-88	L	31-60	.517	9-22	.409	17-23	.739	13	23	36	35.3	20	18	15	6	1	88	78.4
EVANSVILLE	12/08/15	89-76	W	28-57	.491	3-17	.176	17-19	.895	8	20	28	34.4	23	17	14	6	7	76	78.1
TENNESSEE TECH	12/12/15	83-57	W	20-59	.339	7-24	.292	10-20	.500	9	25	34	34.3	19	13	12	4	3	57	75.8
MERCER	12/19/15	66-69	Lot	24-66	.364	10-25	.400	11-14	.786	11	34	45	35.4	17	12	15	6	6	69	75.1
NORTH FLORIDA	12/22/15	97-72	W	23-59	.390	10-27	.370	16-21	.762	8	20	28	34.7	16	14	14	4	5	72	74.8
at Dayton	12/30/15	81-85	Lot	26-56	.464	8-24	.333	25-36	.694	8	28	36	34.8	28	16	14	6	7	85	75.7
at Texas A&M	01/02/16	69-92	L	32-65	.492	11-26	.423	17-26	.654	11	29	40	35.2	21	20	10	4	11	92	76.9
VANDERBILT	01/05/16	90-85	Wot	26-52	.500	10-20	.500	23-32	.719	6	35	41	35.6	25	20	26	2	1	85	77.5
MISSISSIPPI STATE	01/09/16	82-68	W	24-64	.375	7-22	.318	13-20	.650	15	19	34	35.5	12	13	14	3	6	68	76.9
at Mizzou	01/12/16	94-61	W	19-49	.388	3-15	.200	20-23	.870	8	19	27	35.0	19	8	14	2	3	61	75.9
at LSU	01/16/16	74-76	L	27-58	.466	5-12	.417	17-31	.548	11	26	37	35.1	13	13	10	3	7	76	75.9
KENTUCKY	01/21/16	66-80	L	26-62	.419	5-16	.313	23-30	.767	16	27	43	35.6	25	9	6	9	5	80	76.1
at Georgia	01/23/16	73-76	Lot	26-60	.433	8-20	.400	16-30	.533	13	33	46	36.1	23	13	13	5	6	76	76.1
TEXAS A&M	01/27/16	74-71	W	19-48	.396	5-13	.385	28-35	.800	12	30	42	36.4	25	10	21	2	6	71	75.8
TEXAS TECH	01/30/16	75-68	Wot	26-62	.419	1-13	.077	15-19	.789	13	24	37	36.4	23	7	14	4	7	68	75.5
at Florida	02/03/16	83-87	L	26-51	.510	5-19	.263	30-36	.833	8	23	31	36.2	20	13	13	4	9	87	76.0
TENNESSEE	02/06/16	85-67	W	23-65	.354	10-27	.370	11-17	.647	16	17	33	36.0	18	14	9	5	5	67	75.6
at Mississippi State	02/09/16	46-78	L	27-51	.529	4-12	.333	20-27	.741	10	40	50	36.6	17	16	17	9	4	78	75.7
at Ole Miss	02/13/16	60-76	L	24-60	.400	7-20	.350	21-22	.955	18	29	47	37.0	23	14	18	2	8	76	75.7
AUBURN	02/17/16	86-90	L	33-54	.611	15-23	.652	9-19	.474	7	28	35	37.0	20	18	21	9	6	90	76.3
MIZZOU	02/20/16	84-72	W	25-63	.397	6-23	.261	16-22	.727	8	32	40	37.1	21	18	10	4	3	72	76.1
LSU	02/23/16	85-65	W	20-57	.351	7-24	.292	18-29	.621	10	23	33	36.9	18	15	13	3	7	65	75.7
at Tennessee	02/27/16	75-65	W	25-65	.385	4-21	.190	11-14	.786	15	27	42	37.1	19	13	11	4	2	65	75.3
Opponents		2185		734-1690	.434	211-593	.356	506-719	.704	323	753	1076	37.1	601	410	422	126	152	2185	75.3
Arkansas		2317		816-1818	.449	203-499	.407	482-687	.702	338	741	1079	37.2	626	486	325	156	221	2317	79.9

Games played: 29
Points/game: 75.3
FG Pct: 43.4
3FG Pct: 35.6
FT Pct: 70.4

Rebounds/game: 37.1
Assists/game: 14.1
Turnovers/game: 14.6
Assist/turnover ratio: 1.0
Steals/game: 5.2
Blocks/game: 4.3

2015-16 ARKANSAS LAST FIVE GAMES

#	Player	gp-gs	min	avg	Total		3-Point		F-Throw		Rebounds				pf	dq	a	to	blk	stl	pts	avg
					fg-fga	fg%	3fg-fga	3fg%	ft-fa	ft%	off	def	tot	avg								
33	Kingsley, Moses	5-5	158	31.6	30-52	.577	0-0	.000	24-42	.571	18	37	55	11.0	13	0	9	15	12	8	84	16.8
03	Hannahs, Dusty	5-4	122	24.4	24-52	.462	14-30	.467	12-15	.800	3	13	16	3.2	16	0	6	4	0	5	74	14.8
05	Bell, Anthlon	5-5	143	28.6	23-63	.365	13-35	.371	13-13	1.000	2	11	13	2.6	8	0	7	9	1	5	72	14.4
04	Durham, Jabril	5-5	139	27.8	10-31	.323	7-19	.368	16-22	.727	1	20	21	4.2	12	0	28	2	0	7	43	8.6
24	Whitt, Jimmy	5-0	78	15.6	12-23	.522	3-7	.429	7-7	1.000	0	5	5	1.0	11	0	3	3	0	2	34	6.8
01	Thompson, Trey	5-0	96	19.2	12-15	.800	0-0	.000	2-6	.333	5	14	19	3.8	11	0	7	5	4	4	26	5.2
31	Beard, Anton	5-1	96	19.2	8-35	.229	3-18	.167	5-7	.714	5	4	9	1.8	8	0	11	3	0	6	24	4.8
21	Watkins, Manuale	5-1	77	15.4	10-22	.455	0-0	.000	4-5	.800	1	10	11	2.2	8	0	11	6	1	4	24	4.8
55	Miles, Keaton	5-3	65	13.0	2-9	.222	0-0	.000	2-6	.333	7	6	13	2.6	15	0	3	4	5	3	6	1.2
50	Kouassi, Willy	5-1	26	5.2	1-1	1.000	0-0	.000	1-4	.250	2	2	4	0.8	3	0	0	2	2	1	3	0.6
02	Mosiman, Jake	1-0	0	0.0	0-0	.000	0-0	.000	0-0	.000	0	0	0	0.0	0	0	0	0	0	0	0	0.0
14	Simmons, Tristan	1-0	0	0.0	0-0	.000	0-0	.000	0-0	.000	0	0	0	0.0	0	0	0	0	0	0	0	0.0
Team											6	9	15									
Total.....		5	1000		132-303	.436	40-109	.367	86-127	.677	50	131	181	36.2	105	0	85	53	25	45	390	78.0
Opponents.....		5	1000		127-299	.425	39-111	.351	75-106	.708	58	139	197	39.4	101	-	78	73	22	26	368	73.6

TEAM STATISTICS	AR	OPP
SCORING	390	368
Points per game	78.0	73.6
Scoring margin	+4.4	-
FIELD GOALS-ATT	132-303	127-299
Field goal pct	.436	.425
3 POINT FG-ATT	40-109	39-111
3-point FG pct	.367	.351
3-pt FG made per game	8.0	7.8
FREE THROWS-ATT	86-127	75-106
Free throw pct	.677	.708
F-Throws made per game	17.2	15.0
REBOUNDS	181	197
Rebounds per game	36.2	39.4
Rebounding margin	-3.2	-
ASSISTS	85	78
Assists per game	17.0	15.6
TURNOVERS	53	73
Turnovers per game	10.6	14.6
Turnover margin	+4.0	-
Assist/turnover ratio	1.6	1.1
STEALS	45	26
Steals per game	9.0	5.2
BLOCKS	25	22
Blocks per game	5.0	4.4
ATTENDANCE	46735	23913
Home games-Avg/Game	3-15578	2-11956
Neutral site-Avg/Game	-	0-0

Date	Opponent		Score	Att.
* 02/13/16	at Ole Miss	L	60-76	9500
* 02/17/16	AUBURN	L	86-90	14351
* 02/20/16	MIZZOU	W	84-72	16617
* 02/23/16	LSU	W	85-65	15767
* 02/27/16	at Tennessee	W	75-65	14413

% = North Little Rock, Ark. (Verizon Arena)

* = Conference Game

Score by Periods	1st	2nd	Totals
Arkansas	194	196	390
Opponents	176	192	368

2015-16 ARKANSAS LAST THREE GAMES

#	Player	gp-gs	min	avg	Total		3-Point		F-Throw		Rebounds				pf	dq	a	to	blk	stl	pts	avg
					fg-fga	fg%	3fg-fga	3fg%	ft-fa	ft%	off	def	tot	avg								
03	Hannahs, Dusty	3-3	82	27.3	18-31	.581	10-19	.526	10-13	.769	2	10	12	4.0	8	0	5	3	0	3	56	18.7
33	Kingsley, Moses	3-3	90	30.0	15-31	.484	0-0	.000	15-24	.625	7	25	32	10.7	9	0	8	8	8	2	45	15.0
05	Bell, Anthlon	3-3	81	27.0	11-31	.355	7-18	.389	6-6	1.000	1	8	9	3.0	6	0	6	6	0	3	35	11.7
04	Durham, Jabril	3-3	75	25.0	8-19	.421	5-11	.455	5-8	.625	0	15	15	5.0	5	0	15	0	0	2	26	8.7
24	Whitt, Jimmy	3-0	50	16.7	9-15	.600	3-6	.500	4-4	1.000	0	4	4	1.3	7	0	0	1	0	1	25	8.3
01	Thompson, Trey	3-0	65	21.7	10-12	.833	0-0	.000	2-4	.500	5	12	17	5.7	10	0	3	2	3	2	22	7.3
31	Beard, Anton	3-0	49	16.3	6-20	.300	2-10	.200	3-3	1.000	3	1	4	1.3	5	0	5	1	0	2	17	5.7
21	Watkins, Manuale	3-0	42	14.0	6-14	.429	0-0	.000	1-2	.500	1	4	5	1.7	4	0	7	4	0	3	13	4.3
50	Kouassi, Willy	3-0	21	7.0	1-1	1.000	0-0	.000	1-4	.250	1	2	3	1.0	1	0	0	1	1	1	3	1.0
55	Miles, Keaton	3-3	45	15.0	1-6	.167	0-0	.000	0-2	.000	3	4	7	2.3	10	0	3	3	4	2	2	0.7
Team											2	8	10									
Total.....		3	600		85-180	.472	27-64	.422	47-70	.671	25	93	118	39.3	65	0	52	29	16	21	244	81.3
Opponents.....		3	600		70-185	.378	17-68	.250	45-65	.692	33	82	115	38.3	58	-	46	34	11	12	202	67.3

TEAM STATISTICS	AR	OPP
SCORING	244	202
Points per game	81.3	67.3
Scoring margin	+14.0	-
FIELD GOALS-ATT	85-180	70-185
Field goal pct	.472	.378
3 POINT FG-ATT	27-64	17-68
3-point FG pct	.422	.250
3-pt FG made per game	9.0	5.7
FREE THROWS-ATT	47-70	45-65
Free throw pct	.671	.692
F-Throws made per game	15.7	15.0
REBOUNDS	118	115
Rebounds per game	39.3	38.3
Rebounding margin	+1.0	-
ASSISTS	52	46
Assists per game	17.3	15.3
TURNOVERS	29	34
Turnovers per game	9.7	11.3
Turnover margin	+1.7	-
Assist/turnover ratio	1.8	1.4
STEALS	21	12
Steals per game	7.0	4.0
BLOCKS	16	11
Blocks per game	5.3	3.7
ATTENDANCE	32384	14413
Home games-Avg/Game	2-16192	1-14413
Neutral site-Avg/Game	-	0-0

Date	Opponent		Score	Att.
* 02/20/16	MISSOURI	w	84-72	16617
* 02/23/16	LSU	w	85-65	15767
* 02/27/16	at Tennessee	w	75-65	14413

% = North Little Rock, Ark. (Verizon Arena)

* = Conference Game

Score by Periods	1st	2nd	Totals
Arkansas	111	133	244
Opponents	95	107	202

2015-16 ARKANSAS SEC-ONLY STATISTICS

#	Player	gp-gs	min	avg	Total		3-Point		F-Throw		Rebounds				pf	dq	a	to	blk	stl	pts	avg
					fg-fga	fg%	3fg-fga	3fg%	ft-fa	ft%	off	def	tot	avg								
05	Bell, Anthlon	16-16	460	28.8	85-197	.431	47-100	.470	39-43	.907	11	39	50	3.1	33	0	18	20	4	14	256	16.0
03	Hannahs, Dusty	16-14	437	27.3	83-183	.454	43-95	.453	41-52	.788	13	29	42	2.6	34	0	13	18	0	13	250	15.6
33	Kingsley, Moses	16-15	474	29.6	86-157	.548	0-0	.000	74-119	.622	43	92	135	8.4	45	1	24	37	34	21	246	15.4
31	Beard, Anton	16-1	340	21.3	38-112	.339	11-47	.234	23-34	.676	9	28	37	2.3	37	1	31	14	2	17	110	6.9
04	Durham, Jabril	16-16	407	25.4	30-91	.330	14-43	.326	30-39	.769	9	42	51	3.2	39	1	89	21	1	24	104	6.5
24	Whitt, Jimmy	16-0	228	14.3	35-83	.422	6-14	.429	14-17	.824	7	20	27	1.7	31	0	12	13	2	8	90	5.6
21	Watkins, Manuale	16-6	281	17.6	28-70	.400	0-0	.000	9-17	.529	8	36	44	2.8	27	1	30	13	1	11	65	4.1
01	Thompson, Trey	16-0	295	18.4	22-34	.647	0-0	.000	14-23	.609	17	49	66	4.1	49	3	18	22	17	7	58	3.6
55	Miles, Keaton	16-10	224	14.0	12-41	.293	0-1	.000	7-20	.350	12	23	35	2.2	39	0	13	11	18	8	31	1.9
50	Kouassi, Willy	15-2	104	6.9	7-14	.500	0-0	.000	2-9	.222	11	13	24	1.6	15	0	0	4	4	1	16	1.1
02	Mosiman, Jake	1-0	0	0.0	0-0	.000	0-0	.000	0-0	.000	0	0	0	0.0	0	0	0	0	0	0	0	0.0
14	Simmons, Tristan	1-0	0	0.0	0-0	.000	0-0	.000	0-0	.000	0	0	0	0.0	0	0	0	0	0	0	0	0.0
Team											33	31	64					4				
Total.....		16	3250		426-982	.434	121-300	.403	253-373	.678	173	402	575	35.9	349	7	248	177	83	124	1226	76.6
Opponents.....		16	3250		402-924	.435	112-313	.358	293-413	.709	184	437	621	38.8	319	-	227	226	70	89	1209	75.6

TEAM STATISTICS

	AR	OPP
SCORING	1226	1209
Points per game	76.6	75.6
Scoring margin	+1.1	-
FIELD GOALS-ATT	426-982	402-924
Field goal pct	.434	.435
3 POINT FG-ATT	121-300	112-313
3-point FG pct	.403	.358
3-pt FG made per game	7.6	7.0
FREE THROWS-ATT	253-373	293-413
Free throw pct	.678	.709
F-Throws made per game	15.8	18.3
REBOUNDS	575	621
Rebounds per game	35.9	38.8
Rebounding margin	-2.9	-
ASSISTS	248	227
Assists per game	15.5	14.2
TURNOVERS	177	226
Turnovers per game	11.1	14.1
Turnover margin	+3.1	-
Assist/turnover ratio	1.4	1.0
STEALS	124	89
Steals per game	7.8	5.6
BLOCKS	83	70
Blocks per game	5.2	4.4
ATTENDANCE	126128	81290
Home games-Avg/Game	8-15766	8-10161
Neutral site-Avg/Game	-	0-0

Date	Opponent		Score	Att.
* 01/02/16	at Texas A&M	L	69-92	11332
* 01/05/16	VANDERBILT	Wot	90-85	14179
* 01/09/16	MISSISSIPPI STATE	W	82-68	16246
* 01/12/16	at Mizzou	W	94-61	6627
* 01/16/16	at LSU	L	74-76	13610
* 01/21/16	KENTUCKY	L	66-80	18588
* 01/23/16	at Georgia	Lot	73-76	10523
* 01/27/16	TEXAS A&M	W	74-71	14410
* 02/03/16	at Florida	L	83-87	9013
* 02/06/16	TENNESSEE	W	85-67	15970
* 02/09/16	at Mississippi State	L	46-78	6272
* 02/13/16	at Ole Miss	L	60-76	9500
* 02/17/16	AUBURN	L	86-90	14351
* 02/20/16	MISSOUI	W	84-72	16617
* 02/23/16	LSU	W	85-65	15767
* 02/27/16	at Tennessee	W	75-65	14413

% = North Little Rock, Ark. (Verizon Arena)

* = Conference Game

Score by Periods	1st	2nd	OT	Totals
Arkansas	564	640	22	1226
Opponents	558	631	20	1209

2015-16 ARKANSAS COMBINED STATISTICS

#	Player	gp-gs	min	avg	Total		3-Point		F-Throw		Rebounds				pf	dq	a	to	blk	stl	pts	avg
					fg-fga	fg%	3fg-fga	3fg%	ft-fa	ft%	off	def	tot	avg								
03	Hannahs, Dusty	29-17	777	26.8	153-335	.457	75-167	.449	89-103	.864	18	53	71	2.4	63	0	28	40	0	20	470	16.2
33	Kingsley, Moses	29-28	851	29.3	166-298	.557	0-0	.000	134-201	.667	96	174	270	9.3	84	4	38	58	69	33	466	16.1
05	Bell, Anthlon	29-27	830	28.6	159-365	.436	84-186	.452	59-70	.843	21	65	86	3.0	64	1	36	32	7	20	461	15.9
31	Beard, Anton	20-1	423	21.2	50-144	.347	18-61	.295	26-40	.650	9	35	44	2.2	46	1	40	16	2	22	144	7.2
04	Durham, Jabril	29-29	803	27.7	56-162	.346	19-66	.288	61-75	.813	14	87	101	3.5	66	1	184	52	2	49	192	6.6
24	Whitt, Jimmy	29-10	522	18.0	74-185	.400	6-15	.400	33-40	.825	11	40	51	1.8	64	0	35	27	6	20	187	6.4
21	Watkins, Manuale	29-9	586	20.2	68-139	.489	0-0	.000	25-46	.543	26	64	90	3.1	50	1	62	21	3	26	161	5.6
01	Thompson, Trey	26-1	457	17.6	37-59	.627	0-0	.000	16-31	.516	24	89	113	4.3	76	4	35	31	26	12	90	3.5
15	Jenkins, Lorenzo	1-0	7	7.0	1-4	.250	1-1	1.000	0-0	.000	0	2	2	2.0	0	0	1	0	0	0	3	3.0
55	Miles, Keaton	29-21	432	14.9	32-94	.340	0-3	.000	20-46	.435	32	50	82	2.8	75	1	26	31	23	16	84	2.9
50	Kouassi, Willy	28-2	236	8.4	20-32	.625	0-0	.000	19-35	.543	20	35	55	2.0	38	0	1	10	18	3	59	2.1
14	Simmons, Tristan	2-0	0	0.0	0-0	.000	0-0	.000	0-0	.000	0	0	0	0.0	0	0	0	0	0	0	0	0.0
02	Mosiman, Jake	2-0	1	0.5	0-1	.000	0-0	.000	0-0	.000	0	0	0	0.0	0	0	0	0	0	0	0	0.0
Team											67	47	114					7				
Total.....		29	5925		816-1818	.449	203-499	.407	482-687	.702	338	741	1079	37.2	626	13	486	325	156	221	2317	79.9
Opponents.....		29	5925		734-1690	.434	211-593	.356	506-719	.704	323	753	1076	37.1	601	-	410	422	126	152	2185	75.3

TEAM STATISTICS	AR	OPP
SCORING	2317	2185
Points per game	79.9	75.3
Scoring margin	+4.6	-
FIELD GOALS-ATT	816-1818	734-1690
Field goal pct	.449	.434
3 POINT FG-ATT	203-499	211-593
3-point FG pct	.407	.356
3-pt FG made per game	7.0	7.3
FREE THROWS-ATT	482-687	506-719
Free throw pct	.702	.704
F-Throws made per game	16.6	17.4
REBOUNDS	1079	1076
Rebounds per game	37.2	37.1
Rebounding margin	+0.1	-
ASSISTS	486	410
Assists per game	16.8	14.1
TURNOVERS	325	422
Turnovers per game	11.2	14.6
Turnover margin	+3.3	-
Assist/turnover ratio	1.5	1.0
STEALS	221	152
Steals per game	7.6	5.2
BLOCKS	156	126
Blocks per game	5.4	4.3
ATTENDANCE	250719	109672
Home games-Avg/Game	17-14748	10-10423
Neutral site-Avg/Game	-	2-2720

Score by Periods	1st	2nd	OT	Totals
Arkansas	1067	1192	58	2317
Opponents	989	1140	56	2185

Date	Opponent		Score	Att.
11/13/15	SOUTHERN UNIVERSITY	W	86-68	14158
11/18/15	AKRON	L	80-88	14041
11/20/15	CHARLESTON SOUTHERN	W	93-75	14203
11/26/15	vs Georgia Tech	L	73-83	1283
11/27/15	vs Stanford	L	66-69	4156
12/01/15	NORTHWESTERN STATE	W	117-78	13984
12/04/15	at Wake Forest	L	85-88	9488
12/08/15	EVANSVILLE	W	89-76	13980
12/12/15	TENNESSEE TECH	W	83-57	14336
% 12/19/15	MERCER	Lot	66-69	9120
12/22/15	NORTH FLORIDA	W	97-72	14794
12/30/15	at Dayton	Lot	81-85	13455
* 01/02/16	at Texas A&M	L	69-92	11332
* 01/05/16	VANDERBILT	Wot	90-85	14179
* 01/09/16	MISSISSIPPI STATE	W	82-68	16246
* 01/12/16	at Mizzou	W	94-61	6627
* 01/16/16	at LSU	L	74-76	13610
* 01/21/16	KENTUCKY	L	66-80	18588
* 01/23/16	at Georgia	Lot	73-76	10523
* 01/27/16	TEXAS A&M	W	74-71	14410
01/30/16	TEXAS TECH	Wot	75-68	15975
* 02/03/16	at Florida	L	83-87	9013
* 02/06/16	TENNESSEE	W	85-67	15970
* 02/09/16	at Mississippi State	L	46-78	6272
* 02/13/16	at Ole Miss	L	60-76	9500
* 02/17/16	AUBURN	L	86-90	14351
* 02/20/16	MIZZOU	W	84-72	16617
* 02/23/16	LSU	W	85-65	15767
* 02/27/16	at Tennessee	W	75-65	14413

% = North Little Rock, Ark. (Verizon Arena)
 * = Conference Game