



ARKANSAS RAZORBACKS

GAME
NOTES

1 National Championship • 6 Final Four Appearances • 10 Sweet 16 Appearances • 31 NCAA Tournament bids

2015-16 SCHEDULE

Overall: 16-15 | SEC: 9-9 | H: 13-5 | A: 3-8 | N: 0-2

NOVEMBER (2-3)

13	Southern University	SEC Network+	W, 86-68
18	Akron	SEC Network+	L, 88-80
20	Charleston Southern	SEC Network+	W, 93-75
26	vs. Georgia Tech!	ESPNU	L, 83-73
27	vs. Stanford!	ESPNU	L, 69-66

DECEMBER (4-3)

1	Northwestern State	SEC Network +	W, 117-78
4	at Wake Forest	ESPN3	L, 88-85
8	Evansville	SEC Network	W, 89-76
12	Tennessee Tech	SEC Network	W, 83-57
19	vs. Mercer%		L, 69-66 (OT)
22	North Florida	SEC Network+	W, 97-72
30	at Dayton	CBS Sports Net.	L, 85-81 (OT)

JANUARY (5-4)

2	at #20 Texas A&M*	SEC Network	L, 92-69
5	Vanderbilt*	SEC Network	W, 90-85 (OT)
9	Mississippi State*	SEC Network	W, 82-68
12	at Missouri*	SEC Network	W, 94-61
16	at LSU*	SEC Network	L, 76-74
21	#23 Kentucky*	ESPN	L, 80-66
23	at Georgia*	SEC Network	L, 76-73 (OT)
27	#5 Texas A&M*	ESPNU	W, 74-71
30	Texas Tech^	ESPNU	W, 75-68 (OT)

FEBRUARY (4-4)

3	at Florida*	SEC Network	L, 87-83
6	Tennessee*	SEC Network	W, 85-67
9	at Mississippi State*	SEC Network	L, 78-46
13	at Ole Miss*	ESPNU	L, 76-60
17	Auburn*	SEC Network	L, 90-86
20	Missouri*	SEC Network	W, 84-72
23	LSU*	ESPNU	W, 85-65
27	at Tennessee*	SEC Network	W, 75-65

MARCH (1-1)

2	at Alabama*	SEC Network	W, 62-61
5	South Carolina*	SEC Network	L, 76-61
10	vs. No. 8 Florida	SEC Network	Noon CT

All times Central and subject to change
! NIT Season Tipoff (Brooklyn, N.Y.)
% at Verizon Arena (North Little Rock, Ark.)
^ Big12/SEC Challenge
* SEC Game

ALL-TIME ASSISTS IN A SEASON

Player	Year	Assists
1. Kareem Reid	1996	219
2. Lee Mayberry	1991	209
3. Corey Beck	1995	207
4. Lee Mayberry	1992	202
5. Jabril Durham	2016	198


THE MATCHUP

#9 ARKANSAS RAZORBACKS (16-15, 9-9 SEC)

Head Coach: Mike Anderson (Tulsa '82)
Record at Arkansas: 102-63 (5th Season)
Overall Record: 302-161 (14th Season)

#8 FLORIDA GATORS (18-13, 9-9 SEC)

Head Coach: Mike White (Ole Miss '99)
Record at UF: 18-13 (1st Season)
Overall Record: 119-53 (5th Season)



THE #FASTEST40 FACTS

• Arkansas ends the regular season having won four of its last five games for the second time in the last 10 years after doing so during the 2013-14 campaign.

• Over the last three years under head coach Mike Anderson, Arkansas has posted an impressive 21-10 regular season record in the months of February and March, including a 9-7 mark on the road. During that 31-game span, the Razorbacks have only lost back-to-back games one time.

• Arkansas and No. 1 seed Texas A&M are the only teams in the league to win each of their last two road games. The Razorbacks won at Tennessee and Alabama, while the Aggies picked up victories at Auburn and Missouri.

• Arkansas is the only team in the SEC with more than one player in the top 10 in the league in scoring. The Razorbacks have three with Moses Kingsley, Dusty Hannahs and Anthlon Bell ranking 8-10. They are the only high-major trio in the country averaging over 15 points per game.

• Arkansas leads the SEC and ranks No. 11 in the country in three-point field goal percentage at .402 and is on pace to break the school record of .395 set during the 1992-93 season. An SEC team has not shot 40-percent from behind the arc in a season since Florida in 2007.

• Anthlon Bell has been perfect from the charity stripe over the last 10 games, sinking 29 consecutive foul shots to raise his free throw percentage from 76-percent to 85-percent.

DURHAM
DIMES

Jabril Durham has been #JaBrilliant over the last six games, dishing out 39 assists and committing only three turnovers. His 198 assists rank fifth all-time for a single season and he is two dimes away from becoming the fourth player in program history to record 200-plus assists in one season.

GAMEDAY INFORMATION

DATE: Thursday, March 10, 2016 | Noon CT
LOCATION: Bridgestone Arena (Nashville, Tenn.)
TV: SEC Network | WatchESPN
TALENT: Brad Nessler (PXP), Sean Farnham (Analyst)
• Shannon Spake (Sideline)
RADIO: Razorback/IMG Sports Network
TALENT: Chuck Barrett (PXP), Scotty Thurman (Analyst)
STATS: ArkansasRazorbacks.com | StatBroadcast
SOCIAL: @RazorbackMBB | #Fastest40 | #WeHogs
SERIES RECORD: Florida leads 19-11
WINNER: vs. No. 1 Texas A&M - Friday, March. 11 at Noon

#SEC TOURNAMENT FACTS

• Arkansas is making its 25th SEC Tournament appearance where it has an all-time record of 22-23, including a berth in the championship game last season.

• The Razorbacks are 1-3 all-time against Florida in the SEC Tournament and will be the No. 9 seed for the second time in school history.

• Arkansas is 2-4 in the SEC Tournament since the league went away from divisions after the 2010-11 season.

• The Razorbacks have finished higher than projected in the preseason media poll each of the last three years. Arkansas was picked 11th in 2015-16 and finished tied for eighth with Florida.

• Arkansas won its only SEC Tournament championship in 2000 as the No. 3 seed, defeating Georgia, Kentucky, LSU and Auburn to capture the title.

ARKANSAS PROJECTED STARTING LINEUP

POINTS

6.3
BOARDS
3.5
DIMES
6.4
STEALS
1.7



JABRILDURHAM
#4 | SR | G | 6-1 | 185
@Humble_Hog4 | #JaBrilliant

POINTS

15.9
BOARDS
2.9
FG%
.447
3FG
89-199



ANTHLONBELL
#5 | SR | G | 6-3 | 185
@_Anthill | #NylonBell

POINTS

16.0
BOARDS
2.4
FT%
.861
3FG
79-179



DUSTYHANNAHS
#3 | R-JR | G | 6-3 | 203
@D_Hannahs | #SplashZone

POINTS

16.1
BOARDS
9.2
FG%
.556
BLOCKS
75



MOSESKINGSLEY
#33 | JR | C | 6-10 | 230
@KingMoses_ | #BeastMo


POINTS

2.9
BOARDS
2.8
BLOCKS
23
FG
35-102



KEATONMILES
#55 | SR | F | 6-7 | 212
@keatonmiles

#FASTEST40



SOUTHEASTERN CONFERENCE™

2016 SEC MEN'S BASKETBALL TOURNAMENT

March 9-13 • Bridgestone Arena • Nashville, Tenn.

First Round Second Round Quarterfinals Semifinals Championship
Wednesday, March 9 Thursday, March 10 Friday, March 11 Saturday, March 12 Sunday, March 13

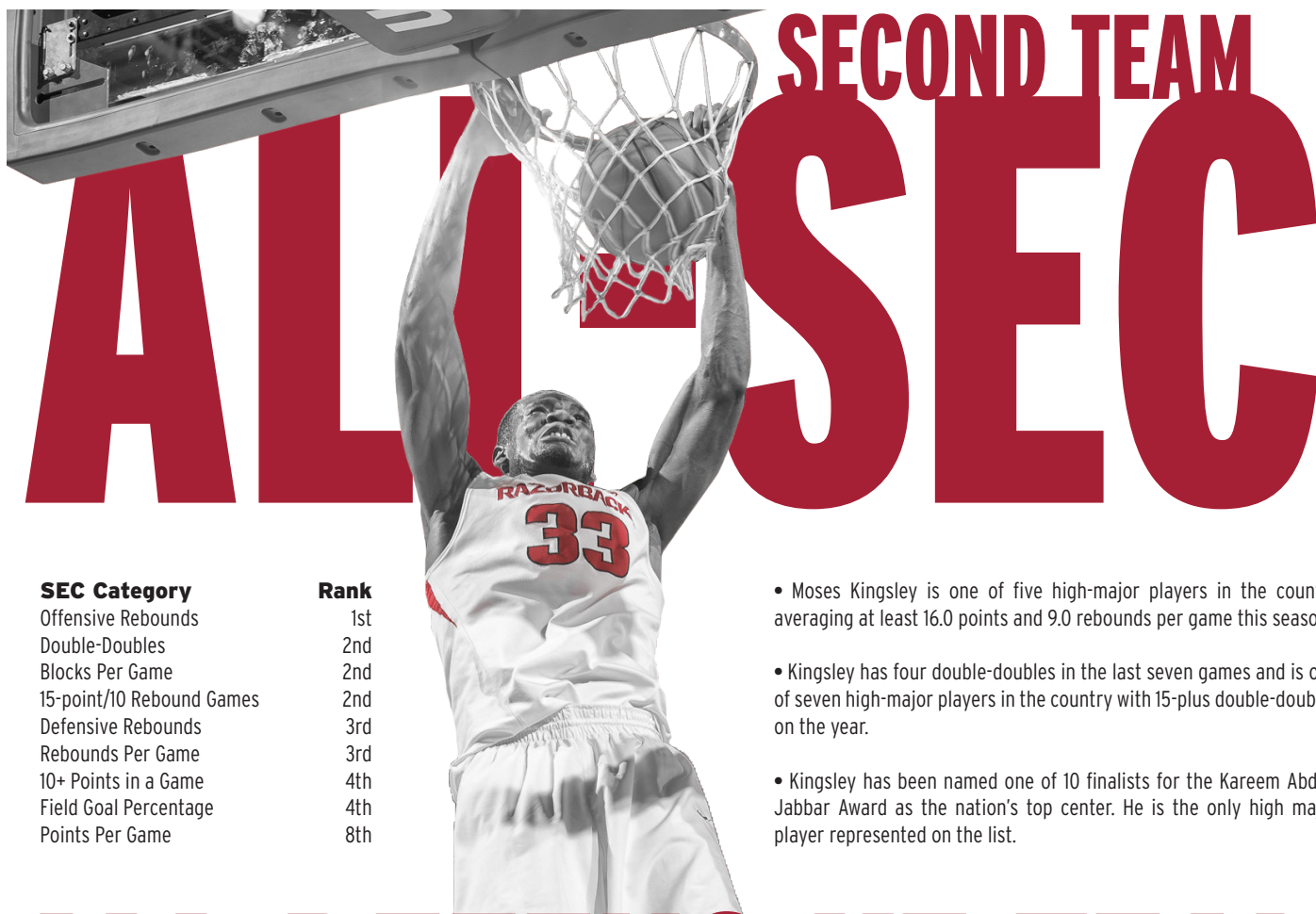


ALL-TIME SEC TOURNAMENT RESULTS

Year (Seed)	Opponent	Result
1992 (#1)	#4 Georgia (2nd Round)	W, 73-60
	#3 Alabama (3rd Round)	L, 90-89
1993 (#1)	#4 Georgia (2nd Round)	W, 65-60
	#2 Kentucky (3rd Round)	L, 92-81
1994 (#1)	#4 Georgia (2nd Round)	W, 95-83
	#2 Kentucky (3rd Round)	L, 90-78
1995 (#1)	#4 Vanderbilt (2nd Round)	W, 73-72
	#3 Alabama (3rd Round)	W, 69-58
	#1 Kentucky (Final)	L, 95-93 (OT)
1996 (#2)	#3 South Carolina (2nd Round)	W, 80-58
	#1 Kentucky (3rd Round)	L, 95-75
1997 (#2)	#3 Georgia (2nd Round)	L, 65-63
1998 (#2)	#3 Tennessee (2nd Round)	W, 102-96
	#1 Kentucky (3rd Round)	L, 99-74
1999 (#2)	#3 Florida (2nd Round)	W, 75-74
	#4 Miss. State (3rd Round)	W, 84-79 (OT)
	#2 Kentucky (Final)	L, 76-63

Year (Seed)	Opponent	Result
2000 (#3)	#6 Georgia (1st Round)	W, 71-64
	#2 Kentucky (2nd Round)	W, 86-72
	#1 LSU (3rd Round)	W, 69-67
	#2 Auburn (Final)	W, 75-67
2001 (#2)	#6 LSU (2nd Round)	W, 77-72
	#1 Kentucky (3rd Round)	L, 87-78
2002 (#5)	#4 Tennessee (1st Round)	L, 68-61
2003 (#6)	#3 LSU (1st Round)	L, 85-56
2004 (#6)	#3 South Carolina (1st Round)	L, 91-81
2005 (#4)	#5 Tennessee (1st Round)	L, 65-46
2006 (#3)	#6 Georgia (1st Round)	W, 80-67
	#2 Florida (2nd Round)	L, 74-71
2007 (#3)	#6 South Carolina (1st Round)	W, 82-52
	#2 Vanderbilt (2nd Round)	W, 72-71
	#1 Mississippi State (3rd Round)	W, 81-72
	#1 Florida (Final)	L, 77-56

Year (Seed)	Opponent	Result
2008 (#2)	#3 Vanderbilt (2nd Round)	W, 81-75
	#1 Tennessee (3rd Round)	W, 92-91
	#6 Georgia (Final)	L, 66-57
2009 (#6)	#3 Florida (1st Round)	L, 73-58
2010 (#3)	#6 Georgia (1st Round)	L, 77-64
2011 (#4)	#5 Tennessee (1st Round)	L, 74-68
2012 (#9)	#8 LSU (1st Round)	L, 70-54
2013 (#7)	#10 Vanderbilt (2nd Round)	L, 75-72
2014 (#5)	#13 South Carolina (2nd Round)	L, 71-69
2015 (#2)	#10 Tennessee (3rd Round)	W, 80-72
	#3 Georgia (4th Round)	W, 60-49
	#1 Kentucky (Final)	L, 78-63
2016 (#9)	#8 Florida (2nd Round)	--



SEC Category

SEC Category	Rank
Offensive Rebounds	1st
Double-Doubles	2nd
Blocks Per Game	2nd
15-point/10 Rebound Games	2nd
Defensive Rebounds	3rd
Rebounds Per Game	3rd
10+ Points in a Game	4th
Field Goal Percentage	4th
Points Per Game	8th

• Moses Kingsley is one of five high-major players in the country averaging at least 16.0 points and 9.0 rebounds per game this season.

• Kingsley has four double-doubles in the last seven games and is one of seven high-major players in the country with 15-plus double-doubles on the year.

• Kingsley has been named one of 10 finalists for the Kareem Abdul-Jabbar Award as the nation's top center. He is the only high major player represented on the list.

ALL-DEFENSIVE TEAM

ARKANSAS IN THE SEC TOURNAMENT BREAKDOWN

The Basics

Overall Record:	22-23
Appearances:	25th
Before 2011:	20-19
Since 2011:	2-4

Note: SEC went away from East and West Divisions after the 2010-11 season.

Record by Round

First Round	3-10
Quarterfinals	12-2
Semifinals	566
Finals	1-6

Record by Seed

Seed	Appearances	Record
No. 1	4	5-4
No. 2	7	9-7
No. 3	4	8-3
No. 4	2	0-2
No. 5	2	0-2
No. 6	3	0-3
No. 7	1	0-1
No. 9	2	0-1

Note: All games besides one as the No. 5, No. 7 and No. 9 seed are all West Division seeds.

Record vs. Opponent

Alabama	1-1
Auburn	1-0
Florida	1-3
Georgia	6-3
Kentucky	1-8
Ole Miss	0-0
Mississippi State	2-0
Missouri	0-0
South Carolina	2-2
Tennessee	3-3
Texas A&M	0-0
Vanderbilt	3-1

All-Tournament Team

1992	Todd Day
1994	Corliss Williamson
1995	Corliss Williamson
1995	Scotty Thurman
1999	Derek Hood
1999	Kareem Reid
2000	Brandon Dean
2000	Joe Johnson
2001	Joe Johnson
2007	Sonny Weems
2008	Darian Townes
2008	Charles Thomas
2015	Michael Qualls

QUICK FACTS

About Arkansas

Location.....	Fayetteville, Ark.
Enrollment.....	26,300
Founded.....	1871
Colors.....	Cardinal (PMS 201) and White
Nickname.....	Razorbacks
Conference.....	Southeastern (SEC)
Arena (Capacity).....	Bud Walton Arena (19,200)

Administration

Chancellor.....	Dr. Joseph E. Steinmetz
System President.....	Dr. Donald R. Bobbitt
Athletic Director.....	Jeff Long
Faculty Representative.....	Dr. Sharon Hunt

Communications

Associate Communications Director.....	David Beall
Email.....	jdb048@uark.edu
Office Phone.....	479-575-3114
Cell Phone.....	479-445-5336
Twitter.....	@Beall_sid
Secondary Contact.....	Bryan Fyalkowski
Email.....	bffyalko@uark.edu
Office Fax.....	479-575-7481
Athletic Website.....	ArkansasRazorbacks.com
Bud Walton Arena Press Row.....	479-575-6622
Arkansas Ticket Office.....	479-575-5151

Team Capsule

2014-15 Overall Record.....	27-9
2014-15 SEC Record (Finish).....	13-5 (2nd)
Postseason.....	NCAA, Third Round
Home Record.....	17-2
Road Record.....	7-5
Neutral.....	3-2
Longest 2014-15 Winning Streak.....	7
Last 5 Games.....	3-2
Letterwinners Returning/Lost.....	7/6
Starters Returning/Lost.....	1/4

History

First Year.....	1923-24
All-Time Record (Years).....	1,621-916 (93rd)
Overall Conference Championships.....	24
(2 SEC, 22 Southwest Conference)	
SEC Record (Years).....	214-195 (25th)
SEC Overall Championships.....	2 (1992, 1994)
SEC Division Championships.....	4
(1992, 1993, 1994, 1995)	
SEC Tournament Record (App.).....	22-23 (24)
SEC Tournament Championships.....	1 (2000)
NCAA Tournament Bids.....	31*
NCAA Tournament Record (App.).....	41-30 (30)
National Championships.....	1 (1994)
National Runner-Up.....	1 (1995)
NCAA Final Fours.....	6 (1941, 1945, 1978, 1990, 1994, 1995)
NCAA Elite Eight.....	6 (1978, 1979, 1990, 1994, 1995)
NCAA Sweet Sixteen.....	10
(1978, 1979, 1981, 1983, 1990, 1991, 1993, 1994, 1995, 1996)	
NIT Record (App.).....	5-4 (3)

* - Arkansas also received a bid in 1944 but was unable to participate due to a car accident. Total number of appearances is 30.

STARTING FIVE >>

#4 || Jabril Durham (G)

- Has 39 assists and three turnovers over the last six games.
- Is second in the SEC and ranks No. 13 in the country with 6.4 assists per game.
- Is one of eight players in the country with seven double-digit assist games this year.
- Is two assists away from becoming the fourth player in program history with 200 assists in a season.
- His 198 assists this year rank fifth all-time for a single season.
- Has seven 10-plus assists games this year after Arkansas had zero over the previous six years.

#5 || Anthlon Bell (G)

- With 24 points at Florida on Feb. 3 he became the 39th 1,000 point scorer in program history.
- Ranks currently ranks 27th in program history with 1,136 career points.
- Has made 29 consecutive foul shots over the last 10 games.
- Has made 236 career three-pointers, good for fourth in school history.
- Has made a three-pointer in all 31 games and made two-plus treys in 24 of 31 games.
- Ranks No. 2 in the SEC in three-point field goal percentage (.447) and No. 3 in three-point field goals made (89).

#3 || Dusty Hannahs (G)

- Has reached double figures in points in six straight games.
- Has scored 20-plus points a team-best 12 times this year.
- Has made 36 of 41 free throws over the last 10 games and leads the SEC with a .861 free throw percentage.
- Scored 21 points in the first half against Texas Tech, turning a 10-point deficit into a four-point lead in 9 min.
- Ranks No. 4 in the SEC in three-pointers made (79) and No. 3 in three-point field goal percentage (.441).
- Has started 19 games and come off the bench 12 times.

#33 || Moses Kingsley (F)

- Earned All-SEC second team honors from league head coaches and named to the All-Defensive team.
- Name the SEC Player of the Week on Feb. 1 after averaging 17.5 points and 11 rebounds in two home wins.
- Is one of five high-major players in the country averaging at least 16.0 points and 9.0 rebounds per game.
- Is one of seven high-major players in the country with 15-plus double-doubles on the year.
- One of 10 finalists for the Kareem Abdul-Jabbar Award as the nation's top center.
- Has a block in 30 of 31 games this year and ranks second in the SEC with 75 total blocks.
- Joins LSU's Ben Simmons as the only individuals in the SEC with 15-plus double-doubles on the year.
- Has scored in double figures in 29 of the 31 games this season reached the 20-point mark seven times.

#55 || Keaton Miles (F)

- Named to the SEC Community Service Team.
- Has started 24 of 31 games this year.
- Made his first three-pointer as a Razorback at Alabama (March 2).

OFF THE PINE >>

#1 || Trey Thompson (F)

- Is 12 for his last 17 from the field over the last six games.
- Has played 20-plus minutes in four of the last six contests.
- Had a career game against LSU on Tuesday, scoring a career-high 13 points.
- Made a career-best six field goals against LSU (Feb. 23) and played a career-long 29 minutes.

#21 || Manuele Watkins (F)

- Made his ninth career start at Ole Miss (Feb. 13).
- Has at least two assists in five of the last six games.
- Has scored in 15 of the last 16 games.
- Scored six points in upset win over No. 5 Texas A&M (Jan. 27).
- Has six double-digit scoring games in his career, all coming this season.

#24 || Jimmy Whitt (G)

- Had a career-high 15 points against Mizzou (Jan. 12) in his return to Columbia.
- Is 10-of-21 from the field over the last five games.
- Has nine double-digit scoring efforts in his first 31 collegiate games.
- Has made a career-high two three-pointers twice in the last nine games.

#31 || Anton Beard (G)

- Reinstated to the program on Nov. 16 following resolutions in the legal and the campus judicial processes.
- Joined team-related activities and practice on Nov. 16.
- Has one turnover over the last five games.
- Has made 10 of his last 14 free throws.
- Scored a career-high 18 points at Georgia (Jan. 23).
- Has seven double-digit scoring efforts in 21 games this season.

#50 || Willy Kouassi (C)

- Made his first start as a Razorback against Tennessee (Feb. 6).
- Recorded season-highs of points (12), rebounds (9) and minutes (18) against Northwestern State (Dec. 1).
- Has recorded a block in 57 of his 113 collegiate games.

2015-16 TRENDS

Record Breakdown

At Home (Bud Walton Arena)	12-4
At Home (Verizon Arena)	0-1
On The Road	3-8
Neutral	0-2
White Uniforms	13-5
Cardinal Uniforms	2-9
Anthractive Uniforms	1-1

Halftime/Leads/Overtime

Leading at the half, home	13-0
Leading at the half, road/neutral	3-3
Tied at the half, home	0-1
Tied at the half, road/neutral	0-0
Trailing at the half, home	0-4
Trailing at the half, road/neutral	0-7
Games decided by 5 points or fewer	3-7
Games decided by 6-10 points	2-2
Leading with 5:00 left	13-4
Leading with 2:00 left	12-3
Overtime games	2-3

Offense

Scoring less than 70 points	1-7
Scoring 70-79 points	3-3
Scoring 80-89 points	7-5
Scoring 90-99 points	4-0
Scoring 100+ points	1-0
2 Players Or less in Double Figures	0-2
3 Players in Double Figures	5-4
4 Players in Double Figures	6-8
5 Players in Double Figures	3-0
6 Players in Double Figures	0-0
7 Players in Double Figures	1-0
1 Player Scores 20 Points	3-3
2 Players Score 20 Points	7-2
When shooting 50 percent or higher	8-0
When shooting less than 50 percent	8-14

Rebounding/Turnovers

When outrebounding opponent	11-4
When outrebounded	3-12
When rebounds are even	2-0
When grabbing 10+ offensive reb	9-11
When forcing 15+ turnovers	4-7
When committing less than 15 turnovers	15-13
When committing 15+ turnovers	1-2

Top Scorers (Includes Ties)

Moses Kingsley	6-4
Anthlon Bell	3-7
Dusty Hannahs	9-5
Jimmy Whitt	0-1

Top Rebounders (Includes Ties)

Moses Kingsley	14-14
Trey Thompson	2-0
Jabril Durham	1-0
Anthlon Bell	1-0
Manuale Waktins	1-0
Keaton Miles	0-1

Days Of The Week

Monday	0-0
Tuesday	6-1
Wednesday	2-4
Thursday	0-2
Friday	2-2
Saturday	6-6
Sunday	0-0

Months

In November	2-3
In December	4-3
In January	5-4
In February	4-4
In March	1-1

WELCOME TO THE #SPLASHZONE >>

• Anthlon Bell and Dusty Hannahs have combined to hit 168 three-pointers, making them the No. 1 three-point shooting tandem in the SEC. Bell has hit a three-pointer in all 31 contests this year and Hannahs has connected in 27 of 31 games.

• Bell's 89 treys this season are tied for the eighth-most in school history for a single season. Next up is Rotnei Clark (91) and Pat Bradley (93) twice.

• The Razorbacks have the top two single-game three-point field goal percentages in school history this season, shooting 9-for-13 (.692) against Evansville on Dec. 8 and 16-for-24 (.667) against Mississippi State on Jan. 9.

• The Razorbacks have made at least four three-pointers in 71 of the last 79 games dating back to the 2013-14 season, including 28 of 31 games this season.

• Arkansas has made at least one three-pointer in 905 consecutive games dating back to an 0-for-2 performance against Texas on Jan. 7, 1989.

THREE'S COMPANY >>

• Arkansas has three starters shooting above 80-percent from the free throw line with Dusty Hannahs (.861), Anthlon Bell (.855) and Jabril Durham (.803). The last time the Razorbacks had three starters complete a season shooting 80-percent from the charity stripe came during the 1974-75 season.

HELP YOURSELF >>

• Jabril Durham is one of eight players in the country with seven double-digit assist games this season. He has seven of the 19 double-digit assist performances in the SEC this year and ranks No. 13 in the nation with 6.4 assists per game. Durham is the only player in the country with multiple games of 10 points, 10 assists and five steals.

THANKS EDDIE >>

• On Saturday Feb. 20, former Arkansas men's basketball head coach Eddie Sutton was honored with a banner recognizing his Hall of Fame career at Bud Walton Arena during a special ceremony at halftime of the Missouri game.

• Sutton spent 36 years as a NCAA Division I basketball coach and became the first coach to take four schools to the NCAA Tournament. In 1974, Sutton took over the Arkansas program and over the next 11 seasons, he compiled a record of 260-75, including five Southwest Conference championships, nine NCAA tournament appearances and a Final Four appearance in 1978.

#BEASTMO FOR REAL >>

• Moses Kingsley is the first Razorback in 20 years to record a game of 20 points, 10 rebounds and five blocks, and the junior has accomplished the feat twice this season. He is one of three players in the country to reach the stat line multiple times this year, joined by New Mexico State's Pascal Siakam and Louisiana-Lafayette's Shawn Long.

FROM YEAR-TO-YEAR >>

• Arkansas lost six players off last season's NCAA Tournament team, including four 1,000 point scorers. Without skipping a beat, Mike Anderson continues to develop players from one year to the next.

MOSES KINGSLEY				ANTHLON BELL				JABRIL DURHAM			
14-15	15-16	DIFF.		14-15	15-16	DIFF.		14-15	15-16	DIFF.	
MPG >>	10.9	29.5	+18.6	MPG >>	18.3	28.6	+10.3	MPG >>	10.0	27.6	+17.6
PPG >>	3.6	16.1	+12.5	PPG >>	7.9	15.9	+8.0	APG >>	1.4	6.4	+5.0

PORTIS IMPRESSION >>

• Through the first 31 games of the season, Moses Kingsley is putting up nearly identical numbers to SEC Player of the Year and 2015 NBA First Rounder Bobby Portis. #BeastMo has 15 double-doubles compared to 11 for Portis.

Player	PPG	RPG	Blocks	Assists	Steals	FG%	Minutes
Bobby Portis (14-15)	17.8	8.7	47	33	29	.563	914
Moses Kingsley (15-16)	16.1	9.2	75	39	35	.556	914

#NYLONBELL >>

• After leading Arkansas in three-point shooting each of the last three years, senior Anthlon Bell is on the brink of joining 2016 SEC Legend Pat Bradley (1995-99) as the only players in program history to lead Arkansas in three-pointers made for four consecutive seasons. He currently leads Dusty Hannahs by 10 treys for the team lead.

SEC ROAD WARRIORS >>

• Arkansas has road wins over 10 different SEC opponents in the last three years, tied for second in the league with Florida and only trailing Kentucky (13).

											
W	W	W	W	W	W	W	W	W	W	L	L
2015-16	2014-15	2013-14	2014-15	2013-14	2014-15	2015-16	2014-15	2014-15	2015-16	57-56 in 2014-15	76-74 in 2015-16



A LEGEND IN THE SEC >>

• Former Arkansas great Pat Bradley has been named an Allstate® SEC Legend the conference office announced on Feb. 19. He will be recognized at the 2016 SEC Tournament in Nashville.

• A four-time letterman from 1996-99, Bradley earned All-SEC honors in 1997 and 1998. He is fifth on Arkansas' career scoring list with 1,765 points, leading the Razorbacks in scoring for three consecutive seasons. He holds the school record for career three-pointers made (366), is 11th on Arkansas' career field goals made list (576) and led the team in free throw shooting all four years. His .858 career free throw percentage is the third-best in school history.

RIGHT ON PACE >>

• With 198 assists, Jabril Durham is two helpers away from becoming the fourth player in program history to record 200 assists in a season. Kareem Reid hold the all-time record at 219.

• Anthlon Bell has knocked down 89 three-pointers this year and is one trey away from becoming the fifth player in program history to make 90 three-pointers in a season.

• With a victory against LSU on Feb. 23, head coach Mike Anderson earned his 100th career victory at Arkansas and his 300th win overall. He is the seventh coach in program history to reach 100 wins at the helm of the Razorbacks.

RECORD WATCH IN 2015-16 >>

• With 24 points at Florida on Feb. 3, Anthlon Bell became the 39th player in program history to score 1,000 career points. He is currently 27th in school history with 1,137 points.

• Bell has 237 career three-point field goals, which is good for fourth place in school history. Against LSU on Feb. 23, he used two treys to pass the program's all-time leading scorer, Todd Day.

• With three more blocks against South Carolina on Saturday, Moses Kingsley has 162 career blocks to rank fifth in school history. His 75 blocks this year ranks second in the SEC and 17th nationally.

#PROHOGS >>

• Arkansas has had 27 former players go on to play in the NBA, including four this season as listed below.

Player	Team	Year	Draft	Notables
Joe Johnson	Heat	16th	2001 - 10th (BOS)	7X All-Star Earned \$173 million
Coty Clarke	Celtics	1st	n/a	Signed 10-day contract on March 7
Patrick Beverley	Rockets	4th	2009 - 42nd (LAL)	Averaging 9.2 points per game
Bobby Portis	Bulls	1st	2015 - 22nd (CHI)	Averaging 7.5 points per game
Sonny Weems	76ers	4th	2008 - 39th (CHI)	Claimed by 76ers on March 7

SEC STANDINGS

SEC	W-L	GB	PCT	W-L	PCT	STRK
#17 Texas A&M	13-5	--	.722	24-7	.774	W6
#16 Kentucky	13-5	--	.722	23-8	.742	W2
South Carolina	11-7	2	.611	24-7	.774	W1
LSU	11-7	2	.611	18-13	.581	L1
Vanderbilt	11-7	2	.611	19-12	.613	L1
Ole Miss	10-8	3	.556	20-11	.645	W2
Georgia	10-8	3	.556	17-12	.586	W3
Florida	9-9	4	.500	18-13	.581	W1
Arkansas	9-9	4	.500	16-15	.516	L1
Alabama	8-10	5	.444	17-13	.567	L2
Mississippi State	7-11	6	.389	14-16	.467	W1
Tennessee	6-12	7	.333	13-18	.419	L4
Auburn	5-13	8	.278	11-19	.367	L3
Missouri	3-15	10	.167	10-21	.323	L5

HONORS AND AWARDS

Player	Award	Date
Anthlon Bell	SEC Player of the Week	Jan. 11, 2016
Moses Kingsley	SEC Player of the Week	Feb. 2, 2016
Moses Kingsley	Kareem Abdul-Jabbar Award Finalist	Feb. 5, 2016
Keaton Miles	SEC Community Service Team	March 4, 2016
Moses Kingsley	All-SEC second team	March 8, 2016
Moses Kingsley	SEC All-Defensive Team	March 8, 2016
Moses Kingsley	USBWA All-District Team	March 8, 2016

IN THE POLLS

Associated Press Poll - (March 7)

RK	TEAM	RECORD	POINTS
1	Kansas (63)	27-4	1,623
2	Michigan State (2)	26-5	1,520
3	Villanova	27-4	1,480
4	Virginia	24-6	1,424
5	Xavier	26-4	1,351
6	Oklahoma	24-6	1,309
7	North Carolina	25-6	1,252
8	Oregon	25-6	1,127
9	West Virginia	24-7	1,113
10	Indiana	25-6	1,038
11	Miami	24-6	935
12	Utah	24-7	898
13	Purdue	24-7	798
14	Louisville	23-8	647
15	Arizona	24-7	626
16	Kentucky	23-8	608
17	Texas A&M	24-7	574
18	Maryland	24-7	544
19	Duke	22-9	512
20	Iowa	21-9	407
21	Iowa State	21-10	374
22	Baylor	21-10	262
23	Texas	20-11	191
24	California	22-9	189
25	SMU	25-5	88

Others receiving votes: Wisconsin 62, Dayton 35, Saint Mary's 33, Seton Hall 28, Stephen F. Austin 9, Butler 8, Providence 8, Valparaiso 7, Yale 7, St. Bonaventure 6, Cincinnati 6, Gonzaga 5, Temple 4, Akron 4, Notre Dame 3, San Diego State 3, UAB 2, Northern Iowa 1, Texas Tech 1, South Dakota State 1, South Carolina 1, Wichita St 1

USA Today Coaches Poll - (March 7)

RK	TEAM	RECORD	POINTS
1	Kansas (29)	27-4	749
2	Villanova	27-4	696
3	Michigan State (1)	26-5	692
4	Virginia	24-6	653
5	Xavier	26-4	602
6	Oklahoma	24-6	589
7	North Carolina	25-6	576
8	West Virginia	24-7	515
9	Oregon	25-6	510
10	Indiana	25-6	490
11	Miami	24-6	461
12	Utah	24-7	387
13	Purdue	24-7	377
14	Arizona	24-7	336
15	Maryland	24-7	306
16	Kentucky	23-8	285
17	Texas A&M	24-7	274
18	Iowa	21-9	220
19	Iowa State	21-10	187
20	Baylor	21-10	177
21	Duke	22-9	173
22	Texas	20-11	124
23	Saint Mary's	26-4	117
24	California	22-9	72
25	Wisconsin	20-11	45

Others receiving votes: Wichita St 36, Providence 30, Seton Hall 19, Dayton 18, Texas Tech 6, Valparaiso 6, South Carolina 5, Notre Dame 5, Butler 5, Saint Joseph's 2, San Diego State 2, Northern Iowa 1, Cincinnati 1, St. Bonaventure 1

MISCELLANEOUS STATISTICS

Double-Figure Scoring Games

Player	12-13	13-14	14-15	15-16	Career
Anthlon Bell	5	8	13	27	53
Dusty Hannahs	7	11	--	27	45
Moses Kingsley	--	2	2	29	33
Anton Beard	--	--	8	7	15
Jimmy Whitt	--	--	--	9	9
Jabril Durham	--	--	0	7	7
Willy Kouassi	--	2	3	1	6
Manuale Watkins	--	--	0	6	6
Keaton Miles	2	--	0	1	3
Trey Thompson	--	--	0	2	2

20-Point Scoring Games

Player	12-13	13-14	14-15	15-16	Career
Dusty Hannahs	1	1	--	12	14
Anthlon Bell	0	2	2	8	12
Moses Kingsley	--	0	0	8	8

30-Point Scoring Games

Player	12-13	13-14	14-15	15-16	Career
--	--	--	--	--	--

3 + Three-Pointers in a Game

Player	12-13	13-14	14-15	15-16	Career
Anthlon Bell	6	7	10	16	39
Dusty Hannahs	6	4	--	18	28
Anton Beard	--	--	2	1	3
Jabril Durham	--	--	1	1	2

5 + Three-Pointers in a Game

Player	12-13	13-14	14-15	15-16	Career
Anthlon Bell	1	3	2	5	11
Dusty Hannahs	--	1	--	3	4

Double Figure Rebounding Games

Player	12-13	13-14	14-15	15-16	Career
Moses Kingsley	--	1	0	15	16

Double-Doubles

Player	12-13	13-14	14-15	15-16	Career
Moses Kingsley	--	1	0	15	16
Jabril Durham	--	--	0	3	3

5 + Assist Games

Player	12-13	13-14	14-15	15-16	Career
Jabril Durham	--	--	2	24	26
Anton Beard	--	--	3	1	4
Manuale Watkins	--	0	1	1	2
Moses Kingsley	--	0	1	0	1
Anthlon Bell	0	0	0	1	1
Trey Thompson	--	--	0	1	1

3 + Steals in a Game

Player	12-13	13-14	14-15	15-16	Career
Jabril Durham	--	--	0	8	8
Manuale Watkins	--	0	3	3	6
Anton Beard	--	--	4	1	5
Moses Kingsley	--	0	0	3	3
Anthlon Bell	0	0	1	1	2
Dusty Hannahs	0	0	--	1	1

3 + Blocks in a Game

Player	12-13	13-14	14-15	15-16	Career
Moses Kingsley	--	7	5	13	25
Willy Kouassi	3	5	3	1	12
Keaton Miles	0	0	0	4	4
Trey Thompson	--	--	0	2	2

THE OPPONENT >>

• The Gators are 18-13 on the year with a 9-9 record in SEC play. Florida and Arkansas tied conference marks to fall in the No. 8 and 9 seeds in the 2016 SEC Tournament. The Gators defeated the Razorbacks 87-83 in the teams' only meeting this season in the O'Connell Center on Feb. 3. Since then, Florida has gone 3-6, including losses in four of its last five games. The lone win was an 82-72 victory over Missouri in the team's regular-season finale on Saturday.

• Florida's rotation boasts six players averaging 22-plus minutes and 7.5-plus points per game, led by redshirt senior forward Dorian Finney-Smith, who averages 15 points and 8.2 rebounds. Freshman guard - and Little Rock native - KeVaughn Allen is tied for second on the team with redshirt sophomore forward John Egbunu in scoring with 11.5 points per contest. The Gators are second in the SEC with 40 rebounds per game and third in the conference at 13.2 offensive rebounds per contest.

• Head coach Mike White is in his first season at Florida, and has a 119-53 (.692) record in four-plus seasons, combined with his career at Louisiana Tech. With the Bulldogs, White coached three 27-plus win teams in a row. He had a 50-16 (.758) record in four years of Conference USA play and won three-consecutive regular season titles. Louisiana Tech never made the NCAA Tournament in White's regime, but made NIT Quarterfinal appearances in 2014 and 2015.

SERIES NOTES >>

• Florida leads the all-time series 19-11, including four straight wins.

• Arkansas' Mike Washington pulled down 18 rebounds against Florida on March 12, 2009, marking the most rebounds in school history in a SEC game.

• Kareem Reid's 12 assists against Florida in 1996 is tied for the second most in program history against an SEC opponent.

CONNECTIONS >>

- Florida's KeVaughn Allen is from North Little Rock and was high school teammates with Anton Beard.
- Florida's Justin Leon is from Conway, Arkansas.
- Moses Kingsley and Florida's John Egbunu are both from Nigeria.

THE 30 MEETINGS >>

Date	Rank	Opponent	Result	Location
02/03/2016	--	at Florida*	L, 87-83	Gainesville, Fla.
01/31/2015	--	at Florida*	L, 57-56	Gainesville, Fla.
01/11/2014	--	#10 Florida*	L, 84-82 (OT)	Fayetteville, Ark.
02/23/2013	--	at #5 Florida*	L, 71-54	Gainesville, Fla.
02/05/2013	--	#2 Florida*	W, 80-69	Fayetteville, Ark.
02/18/2012	--	#14 Florida*	L, 98-68	Fayetteville, Ark.
01/22/2011	--	at Florida*	L, 75-43	Gainesville, Fla.
01/21/2010	--	Florida*	L, 71-66	Fayetteville, Ark.
03/12/2009	--	vs. Florida	L, 73-58	Tampa, Fla.
01/17/2009	--	at Florida*	L, 80-65	Gainesville, Fla.
02/02/2008	--	#20 Florida*	W, 80-61	Fayetteville, Ark.
03/11/2007	--	vs. #6 Florida	L, 77-56	Atlanta, Ga.
01/09/2007	--	at #2 Florida*	L, 79-72	Gainesville, Fla.
03/10/2006	--	vs. #16 Florida	L, 74-71	Nashville, Tenn.
02/18/2006	--	#10 Florida*	W, 85-81 (OT)	Fayetteville, Ark.
01/08/2005	--	at Florida*	L, 82-74	Gainesville, Fla.
02/28/2004	--	Florida*	L, 73-68	Fayetteville, Ark.
02/01/2003	--	at #4 Florida*	L, 77-66	Gainesville, Fla.
01/26/2002	--	#5 Florida*	W, 94-92 (OT)	Fayetteville, Ark.
02/10/2001	--	at #8 Florida*	L, 73-63	Gainesville, Fla.
02/15/2000	--	#11 Florida*	L, 80-71	Fayetteville, Ark.
03/05/1999	#22	vs. #21 Florida	W, 75-74	Atlanta, Ga.
02/16/1999	--	at #23 Florida*	L, 74-61	Gainesville, Fla.
01/14/1998	#22	Florida*	W, 89-84	Fayetteville, Ark.
01/05/1997	--	at Florida*	L, 75-62	Gainesville, Fla.
01/03/1996	--	Florida*	W, 75-60	Fayetteville, Ark.
02/28/1995	#7	at Florida*	W, 94-85	Gainesville, Fla.
02/12/1994	#3	#20 Florida*	W, 99-87	Fayetteville, Ark.
02/06/1993	#17	at Florida*	W, 74-66	Gainesville, Fla.
01/22/1992	#9	Florida*	W, 75-62	Fayetteville, Ark.

THE LAST TIME ARKANSAS

Scored 100+ points:

12/01/2015 - 117 vs. Northwestern St.

Scored 100+ points in an SEC game:

02/10/2015 - 101 vs. Auburn

Scored fewer than 50 points:

02/09/2016 - 46 at Mississippi State

Played in an overtime game:

01/30/2016 vs Texas Tech, W, 75-68 (OT)

Played in a double-overtime game:

01/16/2013 vs. Auburn, W, 88-80 (2 OT)

Played in a triple-overtime game:

02/09/1980 vs. Houston, L, 90-84 (3 OT)

Beat an AP Top 25-ranked opponent:

01/27/2016 vs. #5 Texas A&M, W, 74-71

Beat an AP Top 10 team:

01/27/2016 vs. #5 Texas A&M, W, 74-71

Beat an AP Top 5 team:

01/27/2016 vs. #5 Texas A&M, W, 74-71

Beat an AP Top 25 team on the road:

02/27/2014 @ #17 Kentucky, W, 71-67 (OT)

Beat an AP Top 5 team on the road:

02/09/1994 @ #4 Kentucky, W, 90-82

Made 15+ three-pointers in a game:

01/09/2016 - 16 vs. Mississippi State

Made 25+ free throws in a game:

01/05/2016 - 26 (of 35) vs Vanderbilt

THE LAST TIME AN ARKANSAS PLAYER

Scored 30-39 points in a game:

01/22/2015 - 30 by Michael Qualls vs. Alabama

Scored 40-49 points in a game:

01/11/1992 - 43 by Todd Day vs. LSU

Scored 50+ points in a game:

11/13/2009 - 51 by Rotnei Clarke vs. Alcorn St.

Recorded a double-double (points and rebounds):

02/23/2016 - 21 points and 12 rebounds by Moses Kingsley vs. LSU

Had 15+ rebounds in a game:

03/07/2015 - 15 by Bobby Portis vs. LSU

Had 20+ rebounds in a game:

11/21/1997 - 23 by Nick Davis vs. Jackson St.

Made 5+ three-pointers in a game:

01/09/2016 - 8 (on 13 attempts) by Dusty Hannahs vs Mississippi State

Made 10+ free throws in a game:

12/09/2015 - 10 (on 10 attempts) by Dusty Hannahs vs. Evansville

Recorded a double-double (points and assists):

02/17/2016 - 12 points and 10 assists by Jabril Durham vs. Auburn

Had 10+ assists in a game:

03/05/2016 - 11 by Jabril Durham vs. South Carolina

Had 5+ blocks in a game:

12/22/2015 - 5 by Moses Kingsley vs. North Florida

Had 5+ steals in a game:

01/09/2016 - 6 by by Jabril Durham vs. Mississippi State

ARKANSAS >> GAME HIGHS

POINTS	117	NORTHWESTERN STATE (12/01/15)
	97	NORTH FLORIDA (12/22/15)
FIELD GOALS MADE	44	NORTHWESTERN STATE (12/01/15)
	42	NORTH FLORIDA (12/22/15)
FIELD GOAL ATTEMPTS	79	NORTH FLORIDA (12/22/15)
	79	NORTHWESTERN STATE (12/01/15)
FIELD GOAL PERCENTAGE	.627 (37-59)	at Mizzou (01/12/16)
	.557 (44-79)	NORTHWESTERN STATE (12/01/15)
3 PT FIELD GOALS MADE	16	MISSISSIPPI STATE (01/09/16)
	10	MIZZOU (02/20/16)
	10	at Florida (02/03/16)
3 PT FG ATTEMPTS	26	MIZZOU (02/20/16)
	25	AUBURN (02/17/16)
3 PT FG PERCENTAGE	.692 (9-13)	EVANSVILLE (12/08/15)
	.667 (16-24)	MISSISSIPPI STATE (01/09/16)
FREE THROWS MADE	26	VANDERBILT (01/05/16)
	26	AKRON (11/18/15)
FREE THROW ATTEMPTS	35	VANDERBILT (01/05/16)
	32	AKRON (11/18/15)
FREE THROW PERCENTAGE	.875 (14-16)	vs Stanford (11/27/15)
	.842 (16-19)	at Wake Forest (12/04/15)
REBOUNDS	52	NORTH FLORIDA (12/22/15)
	47	MIZZOU (02/20/16)
ASSISTS	27	NORTH FLORIDA (12/22/15)
	24	NORTHWESTERN STATE (12/01/15)
STEALS	15	AUBURN (02/17/16)
	15	VANDERBILT (01/05/16)
BLOCKED SHOTS	13	TENNESSEE TECH (12/12/15)
	9	MISSISSIPPI STATE (01/09/16)
TURNOVERS	16	MISSISSIPPI STATE (01/09/16)
	16	at Dayton (12/30/15)
FOULS	27	at Florida (02/03/16)
	27	VANDERBILT (01/05/16)

ARKANSAS >> GAME LOWS

POINTS	46	at Mississippi State (02/09/16)
	60	at Ole Miss (02/13/16)
FIELD GOALS MADE	16	at Mississippi State (02/09/16)
	18	at Ole Miss (02/13/16)
FIELD GOAL ATTEMPTS	52	EVANSVILLE (12/08/15)
	52	at Tennessee (02/27/16)
FIELD GOAL PERCENTAGE	.222 (16-72)	at Mississippi State (02/09/16)
	.316 (18-57)	at Ole Miss (02/13/16)
3 PT FIELD GOALS MADE	1	at Mississippi State (02/09/16)
	2	KENTUCKY (01/21/16)
3 PT FG ATTEMPTS	10	NORTH FLORIDA (12/22/15)
	10	at Mississippi State (02/09/16)
3 PT FG PERCENTAGE	.100 (1-10)	at Mississippi State (02/09/16)
	.167 (2-12)	KENTUCKY (01/21/16)
FREE THROWS MADE	7	at LSU (01/16/16)
	9	NORTH FLORIDA (12/22/15)
FREE THROW ATTEMPTS	11	at LSU (01/16/16)
	13	MISSISSIPPI STATE (01/09/16)
FREE THROW PERCENTAGE	.524 (11-21)	SOUTH CAROLINA (03/05/16)
	.538 (14-26)	SOUTHERN UNIVERSITY (11/13/15)
REBOUNDS	26	vs Georgia Tech (11/26/15)
	26	SOUTH CAROLINA (03/05/16)
ASSISTS	3	at Mississippi State (02/09/16)
	11	at Alabama (03/02/16)
STEALS	3	KENTUCKY (01/21/16)
	3	at Alabama (03/02/16)
BLOCKED SHOTS	1	at Florida (02/03/16)
	2	NORTHWESTERN STATE (12/01/15)
	2	at Texas A&M (01/02/16)
	2	at Ole Miss (02/13/16)
TURNOVERS	6	at Mizzou (01/12/16)
	7	MIZZOU (02/20/16)
FOULS	15	SOUTH CAROLINA (03/05/16)
	16	EVANSVILLE (12/08/15)

ARKANSAS INDIVIDUAL >> GAME HIGHS

Points	26	Hannahs, Dusty vs Mississippi State (01/09/16)
	26	Bell, Anthlon vs Vanderbilt (01/05/16)
	26	Kingsley, Moses at Dayton (12/30/15)
	25	Hannahs, Dusty vs Texas Tech (01/30/16)
	25	Bell, Anthlon vs Mississippi State (01/09/16)
	25	Kingsley, Moses vs Vanderbilt (01/05/16)
Field Goals Made	11	Kingsley, Moses vs North Florida (12/22/15)
	9	Bell, Anthlon vs Auburn (02/17/16)
	9	Hannahs, Dusty at Georgia (01/23/16)
	9	Bell, Anthlon vs Mississippi State (01/09/16)
	9	Hannahs, Dusty vs Mississippi State (01/09/16)
	9	Bell, Anthlon vs Vanderbilt (01/05/16)
	9	Kingsley, Moses vs Vanderbilt (01/05/16)
	9	Kingsley, Moses at Dayton (12/30/15)
Field Goal Att.	20	Bell, Anthlon vs Akron (11/18/15)
	18	Bell, Anthlon vs Auburn (02/17/16)
	18	Hannahs, Dusty at Georgia (01/23/16)
	18	Bell, Anthlon vs Vanderbilt (01/05/16)
FG Pct (min 5 made)	1.000 (8-8)	Kingsley, Moses at Mizzou (01/12/16)
	1.000 (8-8)	Kingsley, Moses vs Southern University (11/13/15)
	1.000 (6-6)	Thompson, Trey vs LSU (02/23/16)
3-Point FG Made	8	Hannahs, Dusty vs Mississippi State (01/09/16)
	6	Bell, Anthlon vs Vanderbilt (01/05/16)
3-Point FG Att.	13	Hannahs, Dusty vs Mississippi State (01/09/16)
	13	Bell, Anthlon vs Akron (11/18/15)
3-Pt FG Pct (min 2 made)	1.000 (5-5)	Hannahs, Dusty vs Charleston Southern (11/20/15)
	1.000 (2-2)	Whitt, Jimmy vs Tennessee (02/06/16)
Free Throws Made	10	Hannahs, Dusty vs Evansville (12/08/15)
	9	Kingsley, Moses vs LSU (02/23/16)
	9	Hannahs, Dusty vs Vanderbilt (01/05/16)
Free Throw Att.	14	Kingsley, Moses vs Auburn (02/17/16)
	13	Kingsley, Moses vs LSU (02/23/16)
FT Pct (min 3 made)	1.000 (10-10)	Hannahs, Dusty vs Evansville (12/08/15)
	1.000 (8-8)	Hannahs, Dusty vs Texas Tech (01/30/16)
	1.000 (7-7)	Bell, Anthlon at Ole Miss (02/13/16)
	1.000 (6-6)	Bell, Anthlon at Alabama (03/02/16)
	1.000 (5-5)	Hannahs, Dusty vs Georgia Tech (11/26/15)
	1.000 (5-5)	Hannahs, Dusty vs Akron (11/18/15)
	1.000 (4-4)	Bell, Anthlon vs Mizzou (02/20/16)
	1.000 (4-4)	Hannahs, Dusty vs Mizzou (02/20/16)
	1.000 (4-4)	Whitt, Jimmy vs Mizzou (02/20/16)
	1.000 (4-4)	Durham, Jabril vs Texas Tech (01/30/16)
	1.000 (4-4)	Hannahs, Dusty vs Texas A&M (01/27/16)
	1.000 (4-4)	Kouassi, Willy at Wake Forest (12/04/15)
	1.000 (4-4)	Bell, Anthlon vs Northwestern State (12/01/15)
	1.000 (4-4)	Kingsley, Moses vs Stanford (11/27/15)
	1.000 (4-4)	Watkins, Manuale vs Charleston Southern (11/20/15)
	1.000 (4-4)	Durham, Jabril vs Akron (11/18/15)
	1.000 (4-4)	Hannahs, Dusty vs Southern University (11/13/15)
	1.000 (3-3)	Hannahs, Dusty vs South Carolina (03/05/16)
	1.000 (3-3)	Beard, Anton at Tennessee (02/27/16)
	1.000 (3-3)	Watkins, Manuale vs Auburn (02/17/16)
	1.000 (3-3)	Whitt, Jimmy at Ole Miss (02/13/16)
	1.000 (3-3)	Hannahs, Dusty at Florida (02/03/16)
	1.000 (3-3)	Watkins, Manuale vs Texas Tech (01/30/16)
Rebounds	14	Kingsley, Moses vs Mercer (12/19/15)
	13	Kingsley, Moses at Ole Miss (02/13/16)
	13	Kingsley, Moses vs Tennessee Tech (12/12/15)
Assists	12	Durham, Jabril vs Mississippi State (01/09/16)
	11	Durham, Jabril vs South Carolina (03/05/16)
	11	Durham, Jabril vs Charleston Southern (11/20/15)
Steals	6	Durham, Jabril vs Mississippi State (01/09/16)
	5	Durham, Jabril vs Mercer (12/19/15)
	5	Durham, Jabril vs Northwestern State (12/01/15)
Blocked Shots	8	Kingsley, Moses vs Tennessee Tech (12/12/15)
	5	Kingsley, Moses vs North Florida (12/22/15)
	5	Kingsley, Moses vs Southern University (11/13/15)
Turnovers	6	Durham, Jabril vs Southern University (11/13/15)
	5	Kingsley, Moses at Ole Miss (02/13/16)
	5	Kingsley, Moses at Florida (02/03/16)
	5	Hannahs, Dusty at Dayton (12/30/15)
Minutes	40	Hannahs, Dusty vs Texas Tech (01/30/16)
	40	Kingsley, Moses at Dayton (12/30/15)
	39	Bell, Anthlon vs Texas Tech (01/30/16)
	39	Kingsley, Moses vs Mercer (12/19/15)
	38	Kingsley, Moses vs Vanderbilt (01/05/16)

LEADS & DEFICITS

Date	Opponent	Largest Lead	Largest Deficit	Time Led	Time Trailed	Time Tied	Outcome
11/13	Southern University	21 (2nd - 2:03)	1 (1st - 19:21)	37:31	2:16	0:13	W, 86-68
11/18	Akron	None	14 (2nd - 5:58)	0:00	39:09	0:51	L, 88-80
11/20	Charleston Southern	29 (2nd - 11:12)	1 (1st - 18:53)	38:45	0:00	1:15	W, 93-75
11/26	vs Georgia Tech	2 (1st - 2:58)	10 (1st - 9:09)	0:33	37:44	1:43	L, 83-73
11/27	vs Stanford	20 (1st - 10:35)	3 (2nd - 0:03)	38:41	0:38	0:41	L, 69-66
12/1	Northwestern State	46 (2nd - 6:46)	4 (1st - 17:28)	35:49	2:27	1:44	W, 117-78
12/04	at Wake Forest	2 (1st - 19:38)	14 (2nd - 18:15)	1:16	36:20	2:24	L, 88-85
12/08	Evansville	16 (2nd - 15:39)	8 (1st - 14:47)	28:20	9:09	2:31	W, 89-76
12/12	Tennessee Tech	26 (2nd - 1:19)	3 (1st - 19:46)	37:46	1:31	0:43	W, 83-57
12/19	Mercer%	5 (2nd - 17:19)	13 (2nd - 9:36)	5:46	31:07	8:07	L, 69-66 (OT)
12/22	North Florida	25 (2nd - 0:06)	None	39:39	0:00	0:21	W, 97-72
12/30	at Dayton	4 (OT - 2:39)	23 (1st - 9:46)	4:25	34:55	5:40	L, 85-81 (OT)
01/02	at #20 Texas A&M*	1 (1st - 11:01)	29 (2nd - 12:10)	0:30	38:50	0:40	L, 92-69
01/05	Vanderbilt*	13 (2nd - 18:48)	6 (1st - 17:12)	21:21	18:01	5:36	W, 90-85 (OT)
01/09	Mississippi State*	17 (2nd - 2:21)	2 (1st - 19:42)	36:58	2:00	1:02	W, 82-68
01/12	at Missouri*	33 (2nd - 0:48)	None	39:42	0:00	0:18	W, 94-61
01/16	at LSU*	7 (1st - 2:40)	6 (1st - 15:46)	15:18	16:36	8:06	L, 76-74
01/21	#23 Kentucky*	1 (1st - 19:34)	18 (2nd - 9:15)	0:28	38:45	0:26	L, 80-66
01/23	at Georgia*	8 (1st - 14:53)	8 (2nd - 12:40)	16:54	22:34	5:16	L, 76-73 (OT)
01/27	#5 Texas A&M*	10 (1st - 6:52)	1 (2nd - 13:33)	36:14	1:07	2:39	W, 74-71
01/30	Texas Tech	11 (2nd - 13:42)	12 (1st - 11:31)	16:34	24:44	3:42	W, 75-68 (OT)
02/03	at Florida*	5 (1st - 18:08)	12 (2nd - 4:51)	3:37	33:02	3:21	L, 87-83
02/06	Tennessee*	24 (2nd - 4:23)	None	39:31	0:00	0:29	W, 85-67
02/09	at Mississippi State*	1 (1st - 14:17)	35 (2nd - 2:52)	0:09	38:48	1:03	L, 78-46
02/13	at Ole Miss*	11 (1st - 9:56)	18 (2nd - 1:00)	15:45	21:35	2:40	L, 76-40
02/17	Auburn*	9 (2nd - 13:55)	7 (1st - 10:22)	18:04	15:14	6:42	L, 90-86
02/20	Missouri*	17 (1st - 2:02)	None	39:51	0:00	0:09	W, 84-72
02/23	LSU*	20 (2nd - 2:49)	3 (1st - 16:23)	34:20	4:28	1:12	W, 85-65
02/27	at Tennessee*	11 (2nd - 9:03)	4 (1st - 19:06)	35:08	3:29	1:23	W, 75-65
03/02	at Alabama*	7 (1st - 0:00)	4 (1st - 12:16)	16:43	12:43	10:34	W, 62-61
03/05	South Carolina*	4 (1st - 18:01)	27 (2nd - 15:04)	3:09	34:05	2:45	L, 76-61
03/10	Florida	--	--	--	--	--	--

% = North Little Rock, Ark. (Verizon Arena)

* = Conference game

PLUS/MINUS CUMULATIVE STATISTICS

Player	Minutes	PF	PA	+/-	+-/40	Gms	+-/Gm
Hannahs, Dusty	830:08	1718	1554	+164	+7.90	31	+5.29
Bell, Anthlon	888:49	1823	1691	+132	+5.94	31	+4.26
Durham, Jabril	854:23	1716	1601	+115	+5.38	31	+3.71
Thompson, Trey	476:44	887	812	+75	+6.29	28	+2.68
Kouassi, Willy	245:40	484	423	+61	+9.93	30	+2.03
Kingsley, Moses	907:21	1778	1734	+44	+1.94	31	+1.42
Miles, Keaton	471:43	848	829	+19	+1.61	31	+0.61
Whitt, Jimmy	541:37	979	969	+10	+0.74	31	+0.32
Watkins, Manuale	608:58	1132	1128	+4	+0.26	31	+0.13
Beard, Anton	455:41	802	832	-30	-2.63	22	-1.36

Total +/-: +587

STARTING LINEUPS

Date	Opponent	G	G	G	F	F	Outcome
11/13	Southern University	Hannahs	Durham	Whitt	Kingsley	Miles	W, 86-68
11/18	Akron	Hannahs	Durham	Whitt	Kingsley	Thompson	L, 88-80
11/20	Charleston Southern	Bell	Durham	Whitt	Kingsley	Miles	W, 93-75
11/26	vs Georgia Tech	Bell	Durham	Whitt	Kingsley	Miles	L, 83-73
11/27	vs Stanford	Bell	Durham	Whitt	Kingsley	Miles	L, 69-66
12/1	Northwestern State	Bell	Durham	Whitt	Kingsley	Miles	W, 117-78
12/04	at Wake Forest	Bell	Durham	Whitt	Kingsley	Miles	L, 88-85
12/08	Evansville	Bell	Durham	Whitt	Kingsley	Miles	W, 89-76
12/12	Tennessee Tech	Bell	Durham	Whitt	Kingsley	Miles	W, 83-57
12/19	Mercer%	Bell	Durham	Whitt	Kingsley	Miles	L, 69-66 (OT)
12/22	North Florida	Bell	Durham	Watkins	Kingsley	Miles	W, 97-72
12/30	at Dayton	Bell	Durham	Watkins	Kingsley	Miles	L, 85-81 (OT)
01/02	at #20 Texas A&M*	Bell	Durham	Watkins	Kingsley	Miles	L, 92-69
01/05	Vanderbilt*	Bell	Durham	Hannahs	Kingsley	Miles	W, 90-85 (OT)
01/09	Mississippi State*	Bell	Durham	Hannahs	Kingsley	Miles	W, 82-68
01/12	at Missouri*	Bell	Durham	Hannahs	Kingsley	Miles	W, 94-61
01/16	at LSU*	Bell	Durham	Hannahs	Kingsley	Miles	L, 76-74
01/21	#23 Kentucky*	Bell	Durham	Hannahs	Kingsley	Miles	L, 80-66
01/23	at Georgia*	Bell	Durham	Hannahs	Kingsley	Miles	L, 76-73 (OT)
01/27	#5 Texas A&M*	Bell	Durham	Hannahs	Kingsley	Watkins	W, 74-71
01/30	Texas Tech	Bell	Durham	Hannahs	Kingsley	Watkins	W, 75-68 (OT)
02/03	at Florida*	Bell	Durham	Hannahs	Kingsley	Watkins	L, 87-83
02/06	Tennessee*	Bell	Durham	Hannahs	Kouassi	Watkins	W, 85-67
02/09	at Mississippi State*	Bell	Durham	Hannahs	Kingsley	Watkins	L, 78-46
02/13	at Ole Miss*	Bell	Durham	Hannahs	Kingsley	Watkins	L, 76-60
02/17	Auburn*	Bell	Durham	Beard	Kingsley	Kouassi	L, 90-86
02/20	Missouri*	Bell	Durham	Hannahs	Kingsley	Miles	W, 84-72
02/23	LSU*	Bell	Durham	Hannahs	Kingsley	Miles	W, 85-65
02/27	at Tennessee*	Bell	Durham	Hannahs	Kingsley	Miles	W, 75-65
03/02	at Alabama*	Bell	Durham	Hannahs	Kingsley	Miles	W, 62-61
03/05	South Carolina*	Bell	Durham	Hannahs	Kingsley	Miles	L, 76-61
03/10	vs Florida	--	--	--	--	--	--

% = North Little Rock, Ark. (Verizon Arena)

* = Conference game

#FASTEST40 BOUND



Jaylen Barford
#1 JUCO in the Nation



Daryl Macon
#3 JUCO in the Nation



Arlando Cook
#5 JUCO in the Nation



Adrio Bailey
#50 Small Forward

ABOUT JAYLEN BARFORD >>

- Ranked as the No. 1 junior college transfer in the 2016 class, with a 94 percent composite rating by 247Sports.
- Plays at Motlow State Community College (Tenn.) where he was named the TCCAA Player of the Year in 2015-16 and ranks No. 2 in the nation with 25.8 points per game.
- Opened the 2015-16 season earning back-to-back NJCAA National Player of the Week honors.
- Averaging 30.1 points, 7.8 rebounds and 4.0 assists per game through the first eight games of his sophomore season.
- Originally from Jackson, Tennessee, Barford attended South Side High School, where he was the West Tennessee Player of the Year as a senior.
- Led high school team to the Class AA State Championship, while averaging 22.5 points, three assists and three steals per game.

ABOUT DARYL MACON >>

- Ranked the No. 3 junior college transfer in the 2016 class, with a 93 percent composite rating by 247Sports.
- Plays at Holmes Community College (Miss.), where he averaged 23 points, 4.1 rebounds and 3.1 assists per game as a freshman.
- Shot 88.5 percent from the free throw line as a freshman to rank No. 4 in the country at the NJCAA level.
- Had four 30-point games as a freshman and earned Region XXIII Player of the Year honor and was named NJCAA All-American First Team.
- Is a Little Rock, Arkansas, native and graduated from Parkview High School in 2014 after averaging 21 points per game as a senior.

ABOUT ARLANDO COOK >>

- Ranked as the No. 5 junior college transfer in the 2016 class, with a 92 percent composite rating by 247Sports.
- Plays at Connors State College (Okla.), where he averaged 11.4 points and 9.3 rebounds, while shooting 57.2 percent from the field as a freshman, leading the Cowboys to a 33-2 campaign.
- Had a career-high 27 points in a 90-82 win over Northeastern Oklahoma A&M on March 6, 2015 and a career-high 17 rebounds in an 87-66 win at Carl Albert State on Jan 22, 2015.
- Played AAU for the Gym Rats in his hometown of St. Louis.
- Went to high school at Madison Prep, averaging 13.8 points, 9.3 rebounds and 1.9 blocks per game, while shooting 61 percent field goals.

ABOUT ADRIO BAILEY >>

- Ranked as the No. 11 player in the state of Louisiana and the No. 50 small forward in the 2016 class by Rivals.com.
- Rated as a three-star player by 247Sports.com, Rivals.com, Scout.com and Future150.com.
- Attends Lakeview High School in Campti, Louisiana.
- Averaged 19.5 points per game, 12.7 rebounds per game and 3.9 blocks per contest during the 2015-16 season.
- Averaged 15 points, 10 rebounds, four assists, three steals and 2.3 blocks as a junior to lead the Gators to a 34-4 record and a Class 2A runner-up finish.
- Played for the Urban DFW team last spring and summer.

BOSS HOG

CAREER NUMBERS

At Arkansas

2015-16	>>>	16-15
2014-15	>>>	27-9 (NCAA, Third Round)
2013-14	>>>	22-12 (NIT, Second Round)
2012-13	>>>	19-13
2011-12	>>>	18-14
Totals	>>>	102-63 (5th Year)

At Missouri

2010-11	>>>	23-11 (NCAA Second Round)
2009-10	>>>	23-11 (NCAA Second Round)
2008-09	>>>	31-7 (NCAA Elite Eight)
2007-08	>>>	16-16
2006-07	>>>	18-12
Totals	>>>	111-57 (5 Years)

At Alabama-Birmingham (UAB)

2005-06	>>>	24-7 (NCAA First Round)
2004-05	>>>	22-11 (NCAA Second Round)
2003-04	>>>	22-10 (NCAA Sweet 16, C-USA Co-Champs)
2002-03	>>>	21-13 (NIT Quarterfinals)
Totals	>>>	89-41 (4 Years)

Overall Record **302-161 (14th Year)**

IT'S A NUMBERS GAME

Postseason Tournaments

1 2 3 4 5 6 7 8 9

20-Win Seasons

1 2 3 4 5 6 7 8 9

NCAA Tournaments

1 2 3 4 5 6 7

30-Win Seasons

1

Losing Seasons

0

PERSONAL INFO

Born: Dec. 12, 1959

Hometown: Birmingham, Ala.

Alma Mater: Tulsa (1982)

Wife: Marcheita

Children: Darcheita, Michael Jr., Yvonne

Date Named Head Coach at Arkansas: March 23, 2011



Head coach Mike Anderson is one of just 11 current Division I coaches with 10-plus years of head coaching experience and no losing seasons. Anderson and Thad Matta are the only coaches to accomplish the feat during stops at three different institutions.

Coach	Schools	Yrs
Roy Williams	Kansas/UNC	27
Tom Izzo	Michigan State	20
Mark Few	Gonzaga	16
Bo Ryan	Milwaukee/Wisconsin	16
Thad Matta	Butler/Xavier/Ohio State	15
John Thompson III	Princeton/Georgetown	15
Mike Anderson	UAB/Missouri/Arkansas	13
Jamie Dixon	Pittsburgh	12
Sean Miller	Xavier/Arizona	11
Andy Kennedy	Cincinnati/Ole Miss	10
Dave Rose	BYU	10

The Razorback Nation welcomed home one of its own on March 23, 2011, when Mike Anderson was named the 12th head men's basketball coach in Arkansas history. Charged with bringing back the winning tradition that was synonymous with the Razorback program throughout the '80s and '90s, Anderson has helped the Razorbacks improve each year on and off the court as the tradition-rich program grows closer to returning to its glory days.

Fans caught a glimpse of those glory days in 2014-15, as the Razorbacks returned to both the NCAA Tournament and SEC Tournament championship game for the first time since 2008. Highlighted by a victory over Southern Conference champ Wofford in the NCAA Tournament second round and a program-record six SEC road wins, Arkansas produced the sixth-most wins in program history with a 27-9 record. Of course, the up-tempo style of play donned the "Fastest 40 Minutes in Basketball" reached another level, as the Razorbacks led the SEC in five different statistical categories, including scoring (77.4), assists (16.1) and turnover margin (+3.8).

The 2014-15 campaign brought back memories of the 90's, as Arkansas finished second in the SEC at 13-5 and spent eight weeks ranked in both the Associated Press Top 25 Poll and the USA Today Coaches Poll. Anderson's attention to detail in skill development helped sophomore Bobby Portis become only the second Razorback in program history to be named the SEC Player of the Year by both the Associated Press and league head coaches. Portis was the first Razorback to surpass 1,000 points and 500 rebounds as a sophomore and went on to become the 12th player in program history to be selected in the first round of the NBA Draft when he went 22nd overall to the Chicago Bulls.

A long-time assistant and associate head coach at Arkansas, Anderson spent nine years as a head coach at the University of Alabama-Birmingham and the University of Missouri before returning to the Razorbacks.

NUMERICAL ROSTER

No.	Name	Pos.	Ht.	Wt.	Yr.	Hometown/High School/Last School
1	Trey Thompson	F	6-9	260	So.	Madison, Ark./Forrest City HS
2	Jake Mosiman	G	6-0	185	Jr.	Lawrence, Kan./Lawrence HS
3	Dusty Hannahs	G	6-3	203	R-Jr.	Little Rock, Ark./Pulaski Academy/Texas Tech
4	Jabril Durham	G	6-1	185	Sr.	DeSoto, Texas/DeSoto HS/Seminole State College
5	Anthlon Bell	G	6-3	185	Sr.	Memphis, Tenn./Bartlett HS
12	DaShaun Stark^	G	6-5	185	Jr.	Springdale, Ark./Springdale HS/ Drury University
14	Tristan Simmons	G	5-10	170	Fr.	El Dorado, Ark./El Dorado HS
15	Lorenzo Jenkins	G	6-7	210	Fr.	Naples, Fla./First Baptist Academy
21	Manuale Watkins	G	6-3	205	Jr.	Fayetteville, Ark./Fayetteville HS
31	Anton Beard	G	6-0	195	So.	N. Little Rock, Ark./North Little Rock HS
24	Jimmy Whitt	G	6-4	173	Fr.	Columbia, Mo./Hickman HS
33	Moses Kingsley	F/C	6-10	230	Jr.	Abuja, Nigeria/Huntington Prep (W. Va.)
50	Willy Kouassi	C	6-10	230	R-Sr.	Abidjan, Ivory Coast/Central Park Christian/Kennesaw St.
55	Keaton Miles	F	6-7	212	R-Sr.	Dallas, Texas/Dallas Lincoln HS/West Virginia

^ - Will sit out the 2015-16 season due to NCAA four-year transfer rules

ALPHABETICAL

No.	Name	Yr.
3	Beard, Anton	So.
5	Bell, Anthlon	Sr.
4	Durham, Jabril	Sr.
3	Hannahs, Dusty	R-Jr.
15	Jenkins, Lorenzo	Fr.
33	Kingsley, Moses	Jr.
50	Kouassi, Willy	R-Sr.
55	Miles, Keaton	Sr.
2	Mosiman, Jake	Jr.
14	Simmons, Tristan	Fr.
12	Stark, DaShaun	Jr.
1	Thompson, Trey	So.
21	Watkins, Manuale	Jr.
24	Whitt, Jimmy	Fr.

COACHING STAFF

Title	Name	Experience	Alma Mater
Head Coach	Mike Anderson	5th Year	Tulsa, '82
Associate Head Coach	Melvin Watkins	5th Year	Charlotte, '77
Assistant Coach	TJ Cleveland	5th Year	Arkansas, '02
Assistant Coach	Matt Zimmerman	5th Year	Arkansas, '90
Director of Operations	Jeff Daniels	5th Year	Montevallo, '82
Director of S-A Development	Scotty Thurman	6th Year	Philander-Smith, '03
Video Coordinator	Will Bartlett	5th Year	Missouri, '09
Special Assistant to the HC	Lee Mayberry	2nd Year	Arkansas, '15
Graduate Assistant	Kikko Haydar	1st Year	Arkansas, '14
Graduate Assistant	Ryne Colvin	2nd Year	Arkansas, '14
Athletic Trainer	Dave England	33rd Year	Arkansas, '80
Strength & Conditioning Coach	Adam Petway	2nd Year	USSA, '13

Pronunciation Guide

Willy Kouassi: Koo-Wa-see

Manuale Watkins: Man-YOU-L



« TREY 1 THOMPSON »»

F | So. | 6-9 | 260
Madison, Ark. | Forrest City HS

@T_Top24

CAREER HIGHS >>

Points: 13 vs. LSU (Feb. 23, 2016)
FG: 6 vs. LSU (Feb. 23, 2016)
FGA: 7 vs. Tennessee Tech (Dec. 12, 2015)
3FG: --
3FGA: --
FT: 4 at Texas A&M (Jan. 2, 2016)
FTA: 5 at Texas A&M (Jan. 2, 2016)
Rebounds: 9 vs. Texas Tech (Jan. 30, 2016)
Assists: 5 vs. North Florida (Dec. 22, 2015)
Steals: 1, 14x, last vs. South Carolina (March 5, 2016)
Blocks: 4 vs. Texas Tech (Jan. 30, 2016)
Minutes: 29 vs. LSU (Feb. 23, 2016)

SEASON HIGHS >>

Points: 13 vs. LSU (Feb. 23, 2016)
FG: 6 vs. LSU (Feb. 23, 2016)
FGA: 7 vs. Tennessee Tech (Dec. 12, 2015)
3FG: --
3FGA: --
FT: 4 at Texas A&M (Jan. 2, 2016)
FTA: 5 at Texas A&M (Jan. 2, 2016)
Rebounds: 9 vs. Texas Tech (Jan. 30, 2016)
Assists: 5 vs. North Florida (Dec. 22, 2015)
Steals: 1, 13x, last vs. South Carolina (March 5, 2016)
Blocks: 4 vs. Texas Tech (Jan. 30, 2016)
Minutes: 29 vs. LSU (Feb. 23, 2016)

SUPERLATIVE STATS >>

	Season	Career
Double Figure Points	2	2
5+ Rebounds	14	14
Games With Off. Rebound	15	18
2+ Off. Rebounds	9	9
3+ Assists	3	3
Games W/ a Steal	13	14
Games W/ a Block	17	18

#RAZORFACTS >>

- Is 12 for his last 17 from the field over the last six games.
- Has played 20-plus minutes in four of the last six contests.
- Had a career game against LSU on Tuesday, scoring a career-high 13 points.
- Made a career-best six field goals against LSU (Feb. 23) and played a career-long 29 minutes.
- Posted first career double-digit scoring effort against Tennessee Tech (Dec. 12).
- Went 3-for-3 from the field and scored seven points in upset win over No. 5 Texas A&M (Jan. 27).
- Pulled down a career-high nine rebounds against Texas Tech (Jan. 30).
- Recorded a career-high four blocks against Texas Tech (Jan. 30).
- Missed the Stanford, Northwestern State and Wake Forest games with ankle injury suffered in Ga. Tech game.
- Made a career-high four free throws at Texas A&M (Jan. 2).
- Made his first collegiate start against Akron (Nov. 18).
- Saw playing time in 14 games as a true freshman last season.

GAME-BY-GAME STATS >>

Opponent	Date	gs	min	Total		3-Pointers		Free throws		Rebounds					pts	avg				
				fg-fga	pct	3fg-fga	pct	ft-fa	pct	off	def	tot	avg	pf			a	t/o	b/k	s/l
SOUTHERN UNIVERSITY	11/13/15	17	1-4	.250	0-0	.000	0-2	.000	0	4	4	4.0	2	1	0	0	0	2	2.0	
AKRON	11/18/15	22	2-4	.500	0-0	.000	0-0	.000	3	4	7	5.5	3	2	1	1	1	4	3.0	
CHARLESTON SOUTHER	11/20/15	21	2-2	1.000	0-0	.000	0-0	.000	0	6	6	5.7	4	0	4	2	1	4	3.3	
vs Georgia Tech	11/26/15	7	0-0	.000	0-0	.000	0-0	.000	0	1	1	4.5	2	0	1	0	0	0	2.5	
vs Stanford	11/27/15	dnp	-	-	-	-	-	-	-	-	-	-	-	-	-	-	-	-	-	
NORTHWESTERN STATE	12/01/15	dnp	-	-	-	-	-	-	-	-	-	-	-	-	-	-	-	-	-	
at Wake Forest	12/04/15	dnp	-	-	-	-	-	-	-	-	-	-	-	-	-	-	-	-	-	
EVANSVILLE	12/08/15	4	0-0	.000	0-0	.000	0-0	.000	0	0	0	3.6	0	1	0	0	0	0	2.0	
TENNESSEE TECH	12/12/15	26	5-7	.714	0-0	.000	0-0	.000	0	7	7	4.2	3	2	1	2	1	10	3.3	
MERCER	12/19/15	15	2-2	1.000	0-0	.000	0-0	.000	0	3	3	4.0	1	2	1	0	0	4	3.4	
NORTH FLORIDA	12/22/15	21	1-4	.250	0-0	.000	2-2	1.000	2	5	7	4.4	3	5	0	0	1	4	3.5	
at Dayton	12/30/15	7	1-1	1.000	0-0	.000	0-2	.000	0	3	3	4.2	4	2	1	0	0	2	3.3	
at Texas A&M	01/02/16	23	1-3	.333	0-0	.000	4-5	.800	0	6	6	4.4	2	1	3	1	0	6	3.6	
VANDERBILT	01/05/16	18	1-2	.500	0-0	.000	0-0	.000	0	3	3	4.3	3	1	1	0	0	2	3.5	
MISSISSIPPI STATE	01/09/16	12	1-1	1.000	0-0	.000	0-0	.000	1	4	5	4.3	3	0	3	2	0	2	3.3	
at Mizzou	01/12/16	22	1-1	1.000	0-0	.000	1-1	1.000	1	3	4	4.3	4	3	0	1	0	3	3.3	
at LSU	01/16/16	19	1-3	.333	0-0	.000	2-2	1.000	1	6	7	4.5	5	1	1	0	0	4	3.4	
KENTUCKY	01/21/16	21	1-2	.500	0-0	.000	0-0	.000	1	3	4	4.5	5	3	0	1	0	2	3.3	
at Georgia	01/23/16	18	0-1	.000	0-0	.000	0-0	.000	0	2	2	4.3	2	0	2	2	0	0	3.1	
TEXAS A&M	01/27/16	14	3-3	1.000	0-0	.000	1-3	.333	0	1	1	4.1	5	1	2	1	1	7	3.3	
TEXAS TECH	01/30/16	22	1-1	1.000	0-0	.000	0-2	.000	2	7	9	4.4	5	2	0	4	1	2	3.2	
at Florida	02/03/16	20	0-0	.000	0-0	.000	0-0	.000	3	2	5	4.4	3	0	2	0	1	0	3.1	
TENNESSEE	02/06/16	15	1-1	1.000	0-0	.000	3-4	.750	3	2	5	4.5	3	1	2	3	1	5	3.2	
at Mississippi State	02/09/16	17	0-2	.000	0-0	.000	1-2	.500	2	3	5	4.5	3	0	1	2	0	1	3.0	
at Ole Miss	02/13/16	11	0-0	.000	0-0	.000	0-2	.000	0	1	1	4.3	0	2	0	0	1	0	2.9	
AUBURN	02/17/16	20	2-3	.667	0-0	.000	0-0	.000	0	1	1	4.2	1	2	3	1	1	4	3.0	
MIZZOU	02/20/16	16	2-3	.667	0-0	.000	0-0	.000	1	3	4	4.2	3	1	0	1	0	4	3.0	
LSU	02/23/16	29	6-6	1.000	0-0	.000	1-2	.500	2	4	6	4.2	3	1	1	1	1	13	3.4	
at Tennessee	02/27/16	20	2-3	.667	0-0	.000	1-2	.500	2	5	7	4.3	4	1	1	1	1	5	3.5	
at Alabama	03/02/16	13	0-1	.000	0-0	.000	0-0	.000	1	1	2	4.3	5	1	0	0	0	0	3.3	
SOUTH CAROLINA	03/05/16	23	0-1	.000	0-0	.000	0-0	.000	3	3	6	4.3	2	0	1	1	1	0	3.2	
Totals		1	493	37-61	.607	0-0	.000	16-31	.516	28	93	121	4.3	83	36	32	27	13	90	3.2

Games played: 28
Minutes/game: 17.6
Points/game: 3.2
FG Pct: 60.7
FT Pct: 51.6

Rebounds/game: 4.3
Assists/game: 1.3
Turnovers/game: 1.1
Assist/turnover ratio: 1.1
Steals/game: 0.5
Blocks/game: 1.0

ARKANSAS CAREER STATS >>

			Total		3-Point		F-Throws		Rebounds											Scoring	
Season	gp-gs	min/avg	fg-fga	pct	fg-fga	pct	ft-fa	pct	off	def	tot	avg	pf	fo	ast	to	blk	stl	pts	avg	
2014-15	14-0	33/2.4	1-5	.200	0-0	.000	3-3	1.000	3	3	6	0.4	3	0	1	4	1	1	5	0.4	
2015-16	28-1	493/17.6	37-61	.607	0-0	.000	16-31	.516	28	93	121	4.3	83	5	36	32	27	13	90	3.2	
TOTAL	42-1	526/12.5	38-66	.576	0-0	.000	19-34	.559	31	96	127	3.0	86	5	37	36	28	14	95	2.3	



<< JABRIL 4 DURHAM >>

G | Sr. | 6-1 | 185

DeSoto, Texas | DeSoto HS | Seminole State CC

@Humble_Hog4 | #JaBrilliant

CAREER HIGHS >>

Points: 17 vs. Missouri (Feb. 20, 2016)
FG: 5 vs. Missouri (Feb. 20, 2016)
FGA: 11 vs. Missouri (Feb. 20, 2016)
3FG: 3 vs. Missouri (Feb. 20, 2016)
3FGA: 6, 2x, last vs. Missouri (Feb. 20, 2016)
FT: 8 at Dayton (Dec. 30, 2015)
FTA: 9 at Dayton (Dec. 30, 2015)
Rebounds: 9 vs. Evansville (Dec. 8, 2015)
Assists: 12 vs. Mississippi State (Jan. 9, 2015)
Steals: 6 vs. Mississippi State (Jan. 9, 2015)
Blocks: 1, 2x, last vs. Tennessee (Feb. 6, 2016)
Minutes: 35, 2x, last vs. Evansville (Dec. 8, 2015)

SEASON HIGHS >>

Points: 17 vs. Missouri (Feb. 20, 2016)
FG: 5 vs. Missouri (Feb. 20, 2016)
FGA: 11 vs. Missouri (Feb. 20, 2016)
3FG: 3 vs. Missouri (Feb. 20, 2016)
3FGA: 6, 2x, last vs. Missouri (Feb. 20, 2016)
FT: 8 at Dayton (Dec. 30, 2015)
FTA: 9 at Dayton (Dec. 30, 2015)
Rebounds: 9 vs. Evansville (Dec. 8, 2015)
Assists: 12 vs. Mississippi State (Jan. 9, 2015)
Steals: 6 vs. Mississippi State (Jan. 9, 2015)
Blocks: 1, 2x, last vs. Tennessee (Feb. 6, 2016)
Minutes: 35, 2x, last vs. Evansville (Dec. 8, 2015)

SUPERLATIVE STATS >>

	Season	Career
Team Leader in Assists	27	30
Games W/ a Three-Pointer	14	27
2+ Three-Pointers	4	5
Games W/ a Off. Rebound	12	17
5+ Assists	24	26
10+ Assists	7	7
Games With 2 or Fewer Turnovers	23	57
Games W/ a Steal	23	32

#RAZORFACTS >>

- Has 39 assists and three turnovers over the last six games.
- Is second in the SEC and ranks No. 13 in the country with 6.4 assists per game.
- Is one of eight players in the country with seven double-digit assist games this year.
- Is two assists away from becoming the fourth player in program history with 200 assists in a season.
- His 198 assists this year rank fifth all-time for a single season.
- Has seven 10-plus assists games this year after Arkansas had zero over the previous six years.
- Is the first Razorback in 20 years with consecutive games of six-plus assists and no turnovers.
- Scored a career-high 17 points against Missouri (Feb. 20) and added six assists and no turnovers.
- Is the only player in the country to record two games of 10-plus points and assists and five-plus steals.
- Recorded his third double-double of the year with 12 points and 10 assists against Auburn (Feb. 17).
- Is one of 12 players in the country with four games of five-plus steals this year.
- Had five-plus assists in 19 straight games this year, the longest streak by a Razorback since joining the SEC.
- Posted a career-high six steals against Mississippi State (Jan. 9).
- Against Northwestern State, he became the first Razorback in 20 years with 14 points, 10 assists and five steals in a game.
- Tallied a career-high 12 assists against Mississippi State (Jan. 9).
- Pulled down a career-high nine rebounds against Evansville (Dec. 8).

GAME-BY-GAME STATS >>

Opponent	Date	gs	min	Total		3-Pointers		Free throws		Rebounds											
				fg-fga	pct	3fg-fga	pct	ft-fa	pct	off	def	tot	avg	pf	a	t/o	blk	stl	pts	avg	
SOUTHERN UNIVERSITY	11/13/15	*	34	3-6	.500	1-2	.500	0-0	.000	0	4	4	4.0	2	10	6	0	4	7	7.0	
AKRON	11/18/15	*	30	0-3	.000	0-2	.000	4-4	1.000	2	3	5	4.5	4	4	0	0	1	4	5.5	
CHARLESTON SOUTHER	11/20/15	*	28	1-4	.250	0-1	.000	5-6	.833	0	4	4	4.3	2	11	3	0	0	7	6.0	
vs Georgia Tech	11/26/15	*	33	2-6	.333	0-3	.000	1-3	.333	0	5	5	4.5	2	6	2	0	1	5	5.8	
vs Stanford	11/27/15	*	35	1-8	.125	0-2	.000	0-0	.000	1	1	2	4.0	2	7	2	0	0	2	5.0	
NORTHWESTERN STATE	12/01/15	*	28	4-8	.500	1-3	.333	5-6	.833	0	2	2	3.7	1	10	1	0	5	14	6.5	
at Wake Forest	12/04/15	*	30	4-7	.571	1-3	.333	0-0	.000	0	3	3	3.6	4	8	1	0	3	9	6.9	
EVANSVILLE	12/08/15	*	35	3-6	.500	1-1	1.000	2-2	1.000	1	8	9	4.3	1	7	2	0	1	9	7.1	
TENNESSEE TECH	12/12/15	*	24	2-5	.400	0-2	.000	0-0	.000	0	5	5	4.3	2	10	2	0	1	4	6.8	
MERCER	12/19/15	*	33	1-6	.167	1-3	.333	2-2	1.000	0	5	5	4.4	1	5	3	1	5	5	6.6	
NORTH FLORIDA	12/22/15	*	23	1-3	.333	0-0	.000	0-0	.000	1	1	2	4.2	2	7	1	0	2	2	6.2	
at Dayton	12/30/15	*	30	2-5	.400	0-0	.000	8-9	.889	0	2	2	4.0	2	5	4	0	1	12	6.7	
at Texas A&M	01/02/16	*	17	2-5	.400	0-1	.000	0-0	.000	0	1	1	3.8	2	5	2	0	0	4	6.5	
VANDERBILT	01/05/16	*	33	2-5	.400	0-1	.000	7-8	.875	0	3	3	3.7	4	6	2	0	4	11	6.8	
MISSISSIPPI STATE	01/09/16	*	29	4-7	.571	2-3	.667	0-0	.000	1	3	4	3.7	2	12	2	0	6	10	7.0	
at Mizzou	01/12/16	*	16	0-2	.000	0-1	.000	0-0	.000	1	3	4	3.8	1	6	3	0	1	0	6.6	
at LSU	01/16/16	*	25	3-6	.500	0-1	.000	1-1	1.000	0	0	0	3.5	4	6	1	0	1	7	6.6	
KENTUCKY	01/21/16	*	24	1-5	.200	0-1	.000	1-2	.500	0	2	2	3.4	2	5	0	0	0	3	6.4	
at Georgia	01/23/16	*	19	1-4	.250	1-3	.333	2-2	1.000	1	2	3	3.4	5	6	1	0	1	5	6.3	
TEXAS A&M	01/27/16	*	28	1-2	.500	1-1	1.000	0-0	.000	1	1	2	3.4	3	7	3	0	1	3	6.2	
TEXAS TECH	01/30/16	*	33	2-4	.500	0-1	.000	4-4	1.000	0	2	2	3.3	2	5	4	0	1	8	6.2	
at Florida	02/03/16	*	28	4-10	.400	2-5	.400	0-0	.000	2	2	4	3.3	2	4	2	0	1	10	6.4	
TENNESSEE	02/06/16	*	26	1-6	.167	1-6	.167	2-2	1.000	0	3	3	3.3	1	4	3	1	0	5	6.3	
at Mississippi State	02/09/16	*	23	1-8	.125	0-1	.000	1-2	.500	2	2	4	3.3	1	0	0	0	2	3	6.2	
at Ole Miss	02/13/16	*	34	0-7	.000	0-5	.000	5-6	.833	1	1	2	3.3	4	3	2	0	1	5	6.2	
AUBURN	02/17/16	*	30	2-5	.400	2-3	.667	6-8	.750	0	4	4	3.3	3	10	0	0	4	12	6.4	
MIZZOU	02/20/16	*	28	5-11	.455	3-6	.500	4-6	.667	0	4	4	3.3	2	6	0	0	2	17	6.8	
LSU	02/23/16	*	24	1-4	.250	1-2	.500	0-0	.000	0	6	6	3.4	1	6	0	0	0	3	6.6	
at Tennessee	02/27/16	*	23	2-4	.500	1-3	.333	1-2	.500	0	5	5	3.5	2	3	0	0	0	6	6.6	
at Alabama	03/02/16	*	23	0-1	.000	0-1	.000	0-0	.000	0	3	3	3.5	2	3	1	0	0	0	6.4	
SOUTH CAROLINA	03/05/16	*	30	1-2	.500	0-0	.000	0-1	.000	1	4	5	3.5	1	11	2	0	3	2	6.3	
Totals			31	856	57-165	.345	19-67	.284	61-76	.803	15	94	109	3.5	69	198	55	2	52	194	6.3

Games played: 31
Minutes/game: 27.6
Points/game: 6.3
FG Pct: 34.5
3FG Pct: 28.4
FT Pct: 80.3

Rebounds/game: 3.5
Assists/game: 6.4
Turnovers/game: 1.8
Assist/turnover ratio: 3.6
Steals/game: 1.7
Blocks/game: 0.1

ARKANSAS CAREER STATS >>

			Total		3-Point		F-Throws		Rebounds											Scoring	
Season	gp-gs	min/avg	fg-fga	pct	fg-fga	pct	ft-fa	pct	off	def	tot	avg	pf	fo	ast	to	blk	stl	pts	avg	
2014-15	36-9	359/10.0	20-66	.303	15-42	.357	11-14	.786	8	19	27	0.8	39	0	52	27	0	10	66	1.8	
2015-16	31-31	856/27.6	57-165	.345	19-67	.284	61-76	.803	15	94	109	3.5	69	1	198	55	2	52	194	6.3	
TOTAL	67-40	1215/18.1	77-231	.333	34-109	.312	72-90	.800	23	113	136	2.0	108	1	250	82	2	62	260	3.9	



<< ANTHLON 5 BELL >>

G | Sr. | 6-3 | 185
Memphis, Tenn. | Bartlet HS

@_AntHill | #NylonBell

CAREER HIGHS >>

Points: 28 vs. Indiana State (March 18, 2014)
FG: 11 vs. Indiana State (March 18, 2014)
FGA: 20 vs. Akron (Nov. 18, 2015)
3FG: 7 vs. Ole Miss (March 5, 2014)
3FGA: 13 vs. Akron (Nov. 18, 2015)
FT: 7 at Ole Miss (Feb. 13, 2016)
FTA: 8 at Florida (Feb. 3, 2016)
Rebounds: 7 vs. Northwestern State (Dec. 1, 2015)
Assists: 5 vs. Charleston Southern (Nov. 20, 2015)
Steals: 3, 2x, last vs. LSU (Feb. 23, 2016)
Blocks: 2 vs. Georgia Tech (Nov. 26, 2015)
Minutes: 39 vs. Texas Tech (Jan. 30, 2016)

SEASON HIGHS >>

Points: 26 vs. Vanderbilt (Jan. 5, 2016)
FG: 9, 3x, last vs. Auburn (Feb. 17, 2016)
FGA: 20 vs. Akron (Nov. 18, 2015)
3FG: 6 vs. Vanderbilt (Jan. 5, 2016)
3FGA: 13 vs. Akron (Nov. 18, 2015)
FT: 7 at Ole Miss (Feb. 13, 2016)
FTA: 8 at Florida (Feb. 3, 2016)
Rebounds: 7 vs. Northwestern State (Dec. 1, 2015)
Assists: 5 vs. Charleston Southern (Nov. 20, 2015)
Steals: 3 vs. LSU (Feb. 23, 2016)
Blocks: 2 vs. Georgia Tech (Nov. 26, 2015)
Minutes: 39 vs. Texas Tech (Jan. 30, 2016)

SUPERLATIVE STATS >>

	Season	Career
Double Figure Points	27	53
20+ Points	8	12
Team Leader/Scoring	10	16
5+ Field Goals	24	37
Games W/ a Three-Pointer	31	92
2+ Three-Pointers	24	62
3+ Three-Pointers	16	40
4+ Three-Pointers	12	28
5+ Three-Pointers	5	11
Games W/ a Steal	12	39

#RAZORFACTS >>

- With 24 points at Florida on Feb. 3 he became the 39th 1,000 point scorer in program history.
- Ranks currently ranks 27th in program history with 1,136 career points.
- Has made 29 consecutive foul shots over the last 10 games.
- Has made 236 career three-pointers, good for fourth in school history.
- Has made a three-pointer in all 31 games and made two-plus treys in 24 of 31 games.
- Ranks No. 2 in the SEC in three-point field goal percentage (.447) and No. 3 in three-point FG made (89).
- Named the SEC Player of the Week on Jan. 11 after averaging 25.5 points per game and making 11 treys.
- At LSU (Jan. 16) he became the sixth player in program history to make 200 career three-pointers.
- Has scored double-digits in 27 of 31 games this year.
- Has scored 20-plus points eight times this season.
- Hit the go-ahead three-pointer with 2.0 seconds left against Vanderbilt (Jan. 5).
- Hit the game-tying three-pointer at Dayton with 1.4 seconds left to force OT (Dec. 30).
- Named to the NIT Tip-Off All-Tournament Team after sinking 9-of-15 threes and scoring 31 point.
- Went 5-for-5 from long range against Stanford in a span of six minutes and 34 seconds, taking Arkansas from a two-point deficit to a 19-point lead.
- One of four players in school history to lead the team in three-pointers made for three straight years.

GAME-BY-GAME STATS >>

Opponent	Date	gs	min	Total		3-Pointers		Free throws		Rebounds											
				fg-fga	pct	3fg-fga	pct	ft-fa	pct	off	def	tot	avg	pf	a	t/o	blk	stl	pts	avg	
SOUTHERN UNIVERSITY	11/13/15		27	6-12	.500	2-6	.333	0-0	.000	0	3	3	3.0	2	1	3	0	0	0	14	14.0
AKRON	11/18/15		26	7-20	.350	5-13	.385	4-5	.800	1	0	1	2.0	2	2	2	0	1	23	18.5	
CHARLESTON SOUTHER	11/20/15	*	31	5-12	.417	2-7	.286	0-0	.000	1	0	1	1.7	1	5	0	1	0	12	16.3	
vs Georgia Tech	11/26/15	*	27	5-12	.417	4-8	.500	0-1	.000	0	0	0	1.3	1	0	1	2	0	14	15.8	
vs Stanford	11/27/15	*	19	6-11	.545	5-7	.714	0-0	.000	0	2	2	1.4	5	0	0	0	0	17	16.0	
NORTHWESTERN STATE	12/01/15	*	25	6-11	.545	1-5	.200	4-4	1.000	2	5	7	2.3	1	0	0	0	2	17	16.2	
at Wake Forest	12/04/15	*	33	6-16	.375	1-5	.200	0-0	.000	2	2	4	2.6	4	1	0	0	0	13	15.7	
EVANSVILLE	12/08/15	*	25	7-11	.636	5-6	.833	2-4	.500	0	0	0	2.3	3	1	1	0	2	21	16.4	
TENNESSEE TECH	12/12/15	*	27	7-13	.538	4-7	.571	3-4	.750	0	0	0	2.0	2	0	0	0	0	21	16.9	
MERCER	12/19/15	*	35	5-8	.625	2-3	.667	4-5	.800	0	3	3	2.1	4	4	1	0	0	16	16.8	
NORTH FLORIDA	12/22/15	*	28	8-17	.471	2-6	.333	2-2	1.000	4	1	5	2.4	1	3	1	0	0	20	17.1	
at Dayton	12/30/15	*	28	2-11	.182	1-5	.200	0-0	.000	0	5	5	2.6	3	0	1	0	0	5	16.1	
at Texas A&M	01/02/16	*	26	5-13	.385	4-9	.444	2-2	1.000	1	5	6	2.8	3	2	2	0	2	16	16.1	
VANDERBILT	01/05/16	*	34	9-18	.500	6-10	.600	2-3	.667	2	1	3	2.9	3	1	1	0	2	26	16.8	
MISSISSIPPI STATE	01/09/16	*	33	9-17	.529	5-7	.714	2-2	1.000	0	5	5	3.0	2	0	0	1	1	25	17.3	
at Mizzou	01/12/16	*	22	5-11	.455	2-5	.400	0-0	.000	0	2	2	2.9	1	0	0	0	0	12	17.0	
at LSU	01/16/16	*	33	7-14	.500	4-7	.571	1-1	1.000	0	3	3	2.9	1	3	3	0	0	19	17.1	
KENTUCKY	01/21/16	*	28	5-12	.417	1-4	.250	5-6	.833	1	3	4	3.0	4	0	1	1	1	16	17.1	
at Georgia	01/23/16	*	33	2-5	.400	2-5	.400	2-2	1.000	1	4	5	3.1	2	0	2	1	2	8	16.6	
TEXAS A&M	01/27/16	*	28	6-10	.600	3-6	.500	2-2	1.000	1	0	1	3.0	2	3	0	0	0	17	16.6	
TEXAS TECH	01/30/16	*	39	4-14	.286	3-8	.375	1-2	.500	0	5	5	3.1	2	1	2	0	1	12	16.4	
at Florida	02/03/16	*	29	7-12	.583	4-5	.800	6-8	.750	0	1	1	3.0	4	0	0	0	0	24	16.7	
TENNESSEE	02/06/16	*	26	4-7	.571	2-4	.500	2-2	1.000	2	3	5	3.1	2	1	1	0	0	12	16.5	
at Mississippi State	02/09/16	*	25	3-15	.200	1-3	.333	2-2	1.000	1	1	2	3.0	1	1	1	0	1	9	16.2	
at Ole Miss	02/13/16	*	33	3-14	.214	3-9	.333	7-7	1.000	0	1	1	3.0	1	0	1	0	0	16	16.2	
AUBURN	02/17/16	*	29	9-18	.500	3-8	.375	0-0	.000	1	2	3	3.0	1	1	2	1	2	21	16.4	
MIZZOU	02/20/16	*	27	1-11	.091	1-8	.125	4-4	1.000	1	2	3	3.0	2	2	1	0	0	7	16.0	
LSU	02/23/16	*	24	5-9	.556	2-4	.500	0-0	.000	0	4	4	3.0	2	3	4	0	3	12	15.9	
at Tennessee	02/27/16	*	30	5-11	.455	4-6	.667	2-2	1.000	0	2	2	3.0	2	1	1	0	0	16	15.9	
at Alabama	03/02/16	*	30	5-10	.500	1-4	.250	6-6	1.000	0	2	2	2.9	1	2	0	0	0	17	15.9	
SOUTH CAROLINA	03/05/16	*	27	6-17	.353	4-9	.444	0-0	.000	1	1	2	2.9	3	1	3	0	0	16	15.9	
Totals			29	887	170-392	.434	89-199	.447	65-76	.855	22	68	90	2.9	68	39	35	7	20	494	15.9

Games played: 31
Minutes/game: 28.6
Points/game: 15.9
FG Pct: 43.4
3FG Pct: 44.7
FT Pct: 85.5

Rebounds/game: 2.9
Assists/game: 1.3
Turnovers/game: 1.1
Assist/turnover ratio: 1.1
Steals/game: 0.6
Blocks/game: 0.2

ARKANSAS CAREER STATS >>

			Total		3-Point		F-Throws		Rebounds											Scoring	
Season	gp-gs	min/avg	fg-fga	pct	fg-fga	pct	ft-fa	pct	off	def	tot	avg	pf	fo	ast	to	blk	stl	pts	avg	
2012-13	29-0	268/9.2	43-131	.328	33-104	.317	9-11	.818	4	20	24	0.8	20	0	9	8	3	4	128	4.4	
2013-14	32-14	515/16.1	84-222	.378	50-151	.331	12-15	.800	14	26	40	1.3	44	0	23	21	2	11	230	7.2	
2014-15	36-16	660/18.3	95-257	.370	65-185	.351	29-41	.707	12	30	42	1.2	62	0	50	32	4	21	284	7.9	
2015-16	31-29	887/28.6	170-392	.434	89-199	.447	65-76	.855	22	68	90	2.9	68	1	39	35	7	20	494	15.9	
TOTAL	128-59	2330/18.2	392-1002	.391	237-639	.371	115-143	.804	52	144	196	1.5	194	1	121	96	16	56	1136	8.9	



MANUALE 21 WATKINS

G | Jr. | 6-3 | 205

Fayetteville, Ark. | Fayetteville HS

@ManualeWatkins | #HandyManny

CAREER HIGHS >>

Points: 14, 2x, last at Wake Forest (Dec. 4, 2015)

FG: 6 at Wake Forest (Dec. 4, 2015)

FGA: 10 at Texas A&M (Jan. 2, 2016)

3FG: --

3FGA: 2 vs. Iona (Nov. 30, 2014)

FT: 4 vs. Charleston Southern (Nov. 20, 2015)

FTA: 4, 6x, last vs. Tennessee (Feb. 6, 2016)

Rebounds: 9 vs. Northwestern State (Dec. 1, 2015)

Assists: 5, 2x, last vs. Northwestern State (Dec. 1, 2015)

Steals: 5 vs. Wake Forest (Nov. 19, 2014)

Blocks: 1, 3x, last vs. Auburn (Feb. 17, 2016)

Minutes: 36 at Dayton (Dec. 30, 2015)

SEASON HIGHS >>

Points: 14, 2x, last at Wake Forest (Dec. 4, 2015)

FG: 6 at Wake Forest (Dec. 4, 2015)

FGA: 10 at Texas A&M (Jan. 2, 2016)

3FG: --

3FGA: 1 vs. South Carolina (March 5, 2016)

FT: 4 vs. Charleston Southern (Nov. 20, 2015)

FTA: 4, 4x, last vs. Tennessee (Feb. 6, 2016)

Rebounds: 9 vs. Northwestern State (Dec. 1, 2015)

Assists: 5 vs. Northwestern State (Dec. 1, 2015)

Steals: 4 vs. Georgia Tech (Nov. 26, 2015)

Blocks: 1, 3x, last vs. Auburn (Feb. 17, 2016)

Minutes: 36 at Dayton (Dec. 30, 2015)

SUPERLATIVE STATS >>

	Season	Career
Double Figure Points	6	6
Games W/ a Offensive Rebound	14	26
Multiple Assists	21	24
5+ Assists	1	2
Games W/ a Steal	16	42
2+ Steals	7	15
3+ Steals	3	6

#RAZORFACTS >>

- Made his ninth career start at Ole Miss (Feb. 13).
- Has at least two assists in five of the last six games.
- Has scored in 15 of the last 16 games.
- Scored six points in upset win over No. 5 Texas A&M (Jan. 27).
- Has six double-digit scoring games in his career, all coming this season.
- Made his first collegiate start against North Florida (Dec. 22) and scored 11 points.
- Has consecutive double-digit scoring efforts two different times this season.
- Tied a career high with 14 points at Wake Forest (Dec. 4).
- Went 6-for-7 from the field against the Demon Deacons.
- Pulled down a career-high nine rebounds against Northwestern State (Dec. 1).
- Dished out a career-high five assists against Northwestern State.
- Grabbed a career-high six offensive rebounds against Northwestern State.
- Hit the game-winning shot with 6.4 seconds left at Ole Miss (Feb. 14) last season.

GAME-BY-GAME STATS >>

Opponent	Date	gs	min	Total		3-Pointers		Free throws		Rebounds		pf	a	t/o	blk	stl	pts	avg		
				fg-fga	pct	3fg-fga	pct	ft-fa	pct	off	def								tot	avg
SOUTHERN UNIVERSITY	11/13/15	18	1-6	.167	0-0	.000	1-4	.250	4	1	5	5.0	3	2	0	0	3	3.0		
AKRON	11/18/15	19	4-6	.667	0-0	.000	2-2	1.000	0	1	1	3.0	3	2	0	0	1	10	6.5	
CHARLESTON SOUTHER	11/20/15	21	5-6	.833	0-0	.000	4-4	1.000	0	3	3	3.0	3	2	1	1	2	14	9.0	
vs Georgia Tech	11/26/15	23	2-5	.400	0-0	.000	1-2	.500	1	0	1	2.5	1	3	2	0	4	5	8.0	
vs Stanford	11/27/15	25	2-6	.333	0-0	.000	0-0	.000	2	5	7	3.4	2	3	0	0	4	7.2		
NORTHWESTERN STATE	12/01/15	22	4-8	.500	0-0	.000	0-3	.000	3	6	9	4.3	1	5	0	0	8	7.3		
at Wake Forest	12/04/15	30	6-7	.857	0-0	.000	2-3	.667	1	3	4	4.3	1	3	0	0	2	14	8.3	
EVANSVILLE	12/08/15	26	4-5	.800	0-0	.000	2-4	.500	0	2	2	4.0	2	3	1	0	2	10	8.5	
TENNESSEE TECH	12/12/15	20	2-4	.500	0-0	.000	0-0	.000	0	1	1	3.7	0	3	2	0	1	4	8.0	
MERCER	12/19/15	16	0-1	.000	0-0	.000	0-0	.000	0	2	2	3.5	1	0	0	0	0	0	7.2	
NORTH FLORIDA	12/22/15	* 20	5-8	.625	0-0	.000	1-3	.333	3	4	7	3.8	2	1	1	0	3	11	7.5	
at Dayton	12/30/15	* 36	2-3	.667	0-0	.000	0-1	.000	2	0	2	3.7	4	2	1	1	0	4	7.3	
at Texas A&M	01/02/16	* 30	5-10	.500	0-0	.000	0-1	.000	3	3	6	3.8	1	4	0	0	0	10	7.5	
VANDERBILT	01/05/16	12	0-3	.000	0-0	.000	0-0	.000	1	2	3	3.8	3	1	1	0	1	0	6.9	
MISSISSIPPI STATE	01/09/16	17	0-2	.000	0-0	.000	0-0	.000	0	1	1	3.6	2	3	2	0	0	0	6.5	
at Mizzou	01/12/16	18	2-3	.667	0-0	.000	0-0	.000	0	3	3	3.6	1	4	0	0	1	4	6.3	
at LSU	01/16/16	15	1-3	.333	0-0	.000	0-0	.000	0	4	4	3.6	0	1	0	0	1	2	6.1	
KENTUCKY	01/21/16	9	1-3	.333	0-0	.000	0-0	.000	2	0	2	3.5	1	1	1	0	0	2	5.8	
at Georgia	01/23/16	13	1-3	.333	0-0	.000	0-1	.000	0	1	1	3.4	0	0	0	0	0	2	5.6	
TEXAS A&M	01/27/16	* 23	3-6	.500	0-0	.000	0-3	.000	0	4	4	3.4	5	0	0	0	0	6	5.7	
TEXAS TECH	01/30/16	* 29	3-4	.750	0-0	.000	3-3	1.000	2	0	2	3.3	0	3	0	0	0	9	5.8	
at Florida	02/03/16	* 22	1-3	.333	0-0	.000	1-1	1.000	0	1	1	3.2	2	2	2	0	1	3	5.7	
TENNESSEE	02/06/16	* 24	3-6	.500	0-0	.000	3-4	.750	0	5	5	3.3	3	3	0	0	3	9	5.8	
at Mississippi State	02/09/16	* 21	1-6	.167	0-0	.000	1-2	.500	1	2	3	3.3	1	0	1	0	0	3	5.7	
at Ole Miss	02/13/16	* 18	2-5	.400	0-0	.000	0-0	.000	0	4	4	3.3	4	1	1	0	0	4	5.6	
AUBURN	02/17/16	17	2-3	.667	0-0	.000	3-3	1.000	0	2	2	3.3	0	3	1	1	1	7	5.7	
MIZZOU	02/20/16	14	3-6	.500	0-0	.000	0-0	.000	1	2	3	3.3	3	2	2	0	0	6	5.7	
LSU	02/23/16	13	0-1	.000	0-0	.000	1-2	.500	0	1	1	3.2	0	2	1	0	2	1	5.5	
at Tennessee	02/27/16	15	3-7	.429	0-0	.000	0-0	.000	0	1	1	3.1	1	3	1	0	1	6	5.6	
at Alabama	03/02/16	14	1-1	1.000	0-0	.000	0-0	.000	0	1	1	3.0	2	2	1	0	0	2	5.4	
SOUTH CAROLINA	03/05/16	11	0-3	.000	0-1	.000	0-0	.000	1	0	1	3.0	2	1	1	0	1	0	5.3	
Totals		9	611	69-143	.483	0-1	.000	25-46	.543	27	65	92	3.0	54	65	23	3	27	163	5.3

Games played: 31
Minutes/game: 19.7
Points/game: 5.3
FG Pct: 48.3
3FG Pct: 0.0
FT Pct: 54.3

Rebounds/game: 3.0
Assists/game: 2.1
Turnovers/game: 0.7
Assist/turnover ratio: 2.8
Steals/game: 0.9
Blocks/game: 0.1

ARKANSAS CAREER STATS >>

			Total		3-Point		F-Throws		Rebounds											Scoring	
Season	gp-gs	min/avg	fg-fga	pct	fg-fga	pct	ft-fa	pct	off	def	tot	avg	pf	fo	ast	to	blk	stl	pts	avg	
2013-14	8-0	27/3.4	2-3	.667	0-0	.000	1-2	.500	1	3	4	0.5	2	0	1	2	0	3	5	0.6	
2014-15	36-0	502/13.9	38-68	.559	0-7	.000	17-24	.708	17	56	73	2.0	54	0	39	28	0	37	93	2.6	
2015-16	31-9	611/19.7	69-143	.483	0-1	.000	25-46	.543	27	65	92	3.0	54	1	65	23	3	27	163	5.3	
TOTAL	75-9	1140/15.2	109-214	.509	0-8	.000	43-72	.597	45	124	169	2.3	110	1	105	53	3	67	261	3.5	

<< JIMMY 24 WHITT >>

G | Fr. | 6-4 | 173

Columbia, Mo. | Hickman HS

@JimmyWhitt33 | #JimmyBuckets



CAREER HIGHS >>

Points: 15 at Missouri (Jan. 12, 2016)

FG: 7 at Missouri (Jan. 12, 2016)

FGA: 13 vs. Charleston Southern (Nov. 20, 2015)

3FG: 2 vs. Tennessee (Feb. 6, 2016)

3FGA: 3 vs. LSU (Feb. 23, 2016)

FT: 5 at Mississippi State (Feb. 9, 2016)

FTA: 6, 3x, last vs. South Carolina (March 6, 2016)

Rebounds: 5 vs. Charleston Southern (Nov. 20, 2015)

Assists: 4, 2x, last vs. Tennessee Tech (Dec. 12, 2015)

Steals: 2, 6x, last vs. Mercer (Dec. 19, 2015)

Blocks: 3 vs. Vanderbilt (Jan. 5, 2016)

Minutes: 30 vs. Stanford (Nov. 27, 2015)

#RAZORFACTS >>

- Had a career-high 15 points against Mizzou (Jan. 12) in his return to Columbia.
- Is 10-of-21 from the field over the last five games.
- Has nine double-digit scoring efforts in his first 31 collegiate games.
- Has made a career-high two three-pointers twice in the last nine games.
- Recorded a career-high four assists against Northwestern State and Tennessee Tech.
- Made his first collegiate three-pointer in his SEC debut at Texas A&M (Jan. 2).
- Tied a career-high with two blocked shots against Vanderbilt (Jan. 5).
- Played a career-long 30 minutes against Stanford in the NIT Tip-Off (Nov. 27).
- Pulled down a career-high five rebounds against Charleston Southern (Nov. 20).
- Scored 12 points in 26 minutes vs. Southern University in his debut as a Razorback.
- A consensus top-80 player in the class of 2015.
- Participated in USA Basketball Men's Junior National Team mini-camp as Jr.
- Ranked No. 11 at his position and No. 1 in the state of Missouri by ESPN.com.

GAME-BY-GAME STATS >>

Opponent	Date	gs	min	Total		3-Pointers		Free throws		Rebounds													
				fg-fga	pct	3fg-fga	pct	ft-fa	pct	off	def	tot	avg	pf	a	t/o	blk	stl	pts	avg			
SOUTHERN UNIVERSITY	11/13/15	*	26	5-12	.417	0-0	.000	2-2	1.000	0	1	1	1.0	3	2	1	0	2	12	12.0			
AKRON	11/18/15	*	22	1-6	.167	0-0	.000	4-6	.667	1	1	2	1.5	4	3	2	1	0	6	9.0			
CHARLESTON SOUTHER	11/20/15	*	26	6-13	.462	0-0	.000	2-4	.500	1	4	5	2.7	1	1	1	0	2	14	10.7			
vs Georgia Tech	11/26/15	*	29	4-12	.333	0-0	.000	2-2	1.000	0	3	3	2.8	4	1	1	0	0	10	10.5			
vs Stanford	11/27/15	*	30	6-11	.545	0-0	.000	2-2	1.000	0	2	2	2.6	3	1	2	0	2	14	11.2			
NORTHWESTERN STATE	12/01/15	*	28	4-11	.364	0-0	.000	2-2	1.000	1	2	3	2.7	3	4	3	1	2	10	11.0			
at Wake Forest	12/04/15	*	15	2-6	.333	0-0	.000	2-2	1.000	0	1	1	2.4	2	0	0	0	0	6	10.3			
EVANSVILLE	12/08/15	*	26	3-5	.600	0-1	.000	1-1	1.000	0	1	1	2.3	3	2	2	2	2	7	9.9			
TENNESSEE TECH	12/12/15	*	26	2-7	.286	0-0	.000	2-2	1.000	0	3	3	2.3	3	4	1	0	0	6	9.4			
MERCER	12/19/15	*	27	1-6	.167	0-0	.000	0-0	.000	0	1	1	2.2	2	2	1	0	2	2	8.7			
NORTH FLORIDA	12/22/15	*	17	3-6	.500	0-0	.000	0-0	.000	1	1	2	2.2	2	3	0	0	0	6	8.5			
at Dayton	12/30/15	*	15	1-4	.250	0-0	.000	0-0	.000	0	0	0	2.0	1	0	0	0	0	2	7.9			
at Texas A&M	01/02/16	*	17	3-5	.600	1-1	1.000	1-2	.500	1	0	1	1.9	3	1	2	0	1	8	7.9			
VANDERBILT	01/05/16	*	13	2-6	.333	0-0	.000	0-0	.000	0	1	1	1.9	1	1	1	2	1	4	7.6			
MISSISSIPPI STATE	01/09/16	*	10	0-1	.000	0-0	.000	0-0	.000	0	2	2	1.9	2	0	3	0	0	0	7.1			
at Mizzou	01/12/16	*	20	7-11	.636	0-0	.000	1-2	.500	0	3	3	1.9	2	0	1	0	1	15	7.6			
at LSU	01/16/16	*	7	3-6	.500	0-0	.000	0-0	.000	0	1	1	1.9	2	0	1	0	0	6	7.5			
KENTUCKY	01/21/16	*	14	0-3	.000	0-0	.000	0-0	.000	0	2	2	1.9	2	1	0	0	0	0	7.1			
at Georgia	01/23/16	*	7	0-2	.000	0-0	.000	0-0	.000	1	0	1	1.8	0	0	0	0	1	0	6.7			
TEXAS A&M	01/27/16	*	14	0-5	.000	0-2	.000	0-0	.000	1	2	3	1.9	1	2	1	0	0	0	6.4			
TEXAS TECH	01/30/16	*	7	1-3	.333	0-0	.000	0-0	.000	0	0	0	1.8	2	0	0	0	0	2	6.2			
at Florida	02/03/16	*	8	1-4	.250	0-1	.000	0-0	.000	1	1	2	1.8	2	2	0	0	1	2	6.0			
TENNESSEE	02/06/16	*	20	4-5	.800	2-2	1.000	0-0	.000	1	1	2	1.8	1	2	1	0	1	10	6.2			
at Mississippi State	02/09/16	*	20	3-12	.250	0-1	.000	5-6	.833	2	2	4	1.9	4	0	0	0	0	11	6.4			
at Ole Miss	02/13/16	*	16	3-5	.600	0-0	.000	3-3	1.000	0	0	0	1.8	4	1	2	0	1	9	6.5			
AUBURN	02/17/16	*	12	0-3	.000	0-1	.000	0-0	.000	0	1	1	1.8	0	2	0	0	0	0	6.2			
MIZZOU	02/20/16	*	17	1-2	.500	1-1	1.000	4-4	1.000	0	2	2	1.8	1	0	0	0	0	7	6.3			
LSU	02/23/16	*	18	5-8	.625	2-3	.667	0-0	.000	0	1	1	1.8	3	0	1	0	0	12	6.5			
at Tennessee	02/27/16	*	15	3-5	.600	0-2	.000	0-0	.000	0	1	1	1.8	3	0	0	0	1	6	6.4			
at Alabama	03/02/16	*	10	1-4	.250	0-1	.000	1-2	.500	0	1	1	1.7	0	0	0	0	0	3	6.3			
SOUTH CAROLINA	03/05/16	*	10	0-2	.000	0-0	.000	4-6	.667	0	0	0	1.7	0	0	3	0	0	4	6.3			
Totals			10	542	75-191	.393	6-16	.375	38-48	.792	11	41	52	1.7	64	35	30	6	20	194	6.3		

Games played: 31
Minutes/game: 17.5
Points/game: 6.3
FG Pct: 39.3
3FG Pct: 37.5
FT Pct: 79.2

Rebounds/game: 1.7
Assists/game: 1.1
Turnovers/game: 1.0
Assist/turnover ratio: 1.2
Steals/game: 0.6
Blocks/game: 0.2

SUPERLATIVE STATS >>

	Season	Career
Double Figure Points	9	9
Games W/ a Offensive Rebound	10	10
Multiple Assists	11	11
Games W/ a Three-Pointer	4	4
Games W/ a Steal	14	14
2+ Steals	6	6
Games W/ a Block	4	4

ARKANSAS CAREER STATS >>

			Total		3-Point		F-Throws		Rebounds											Scoring	
Season	gp-gs	min/avg	fg-fga	pct	fg-fga	pct	ft-fla	pct	off	def	tot	avg	pf	fo	ast	to	blk	stl	pts	avg	
2015-16	31-10	542/17.5	75-191	.393	6-16	.375	38-48	.792	11	41	52	1.7	64	0	35	30	6	20	194	6.3	
TOTAL	31-10	542/17.5	75-191	.393	6-16	.375	38-48	.792	11	41	52	1.7	64	0	35	30	6	20	194	6.3	



<< ANTON 31 BEARD >>

G | So. | 6-0 | 195

Little Rock, Ark. | North Little Rock HS

@antonbeard31

CAREER HIGHS >>

Points: 18 at Georgia (Jan. 23, 2016)
FG: 5, 4x, last at Missouri (Jan. 12, 2016)
FGA: 13 at Dayton (Dec. 30, 2015)
3FG: 4 at Ole Miss (Feb. 14, 2015)
3FGA: 7 at Dayton (Dec. 30, 2015)
FT: 7 at Georgia (Jan. 23, 2016)
FTA: 9 at Georgia (Jan. 23, 2016)
Rebounds: 7 vs. Delaware State (Nov. 21, 2015)
Assists: 5, 4x, last at Dayton (Dec. 30, 2015)
Steals: 5 vs. Milwaukee (Dec. 22, 2014)
Blocks: 1 at Missouri (Jan. 12, 2016)
Minutes: 33 vs. Tennessee (March 13, 2015)

SEASON HIGHS >>

Points: 18 at Georgia (Jan. 23, 2016)
FG: 5, 3x, last at Missouri (Jan. 12, 2016)
FGA: 13 at Dayton (Dec. 30, 2015)
3FG: 3 at Dayton (Dec. 30, 2015)
3FGA: 7 at Dayton (Dec. 30, 2015)
FT: 7 at Georgia (Jan. 23, 2016)
FTA: 9 at Georgia (Jan. 23, 2016)
Rebounds: 5, 2x, last vs. Kentucky (Jan. 21, 2016)
Assists: 5 at Dayton (Dec. 30, 2015)
Steals: 2, 6x, last vs. Auburn (Feb. 17, 2016)
Blocks: 1, 2x, last vs. Kentucky (Jan. 21, 2016)
Minutes: 32 at Dayton (Dec. 30, 2015)

SUPERLATIVE STATS >>

	Season	Career
Double Figure Points	7	15
Games W/ a Three-Pointer	14	33
2+ Three-Pointers	4	13
3+ Three-Pointers	1	3
3+ Assists	7	15
5+ Rebounds	2	3
Games W/ a Off. Rebound	8	30
2+ Off. Rebounds	2	8
Games W/ a Steal	16	37
2+ Steals	6	12

#RAZORFACTS >>

- Reinstated to the program on Nov. 16 following resolutions in the legal and the campus judicial processes.
- Joined team-related activities and practice on Nov. 16.
- Has one turnover over the last five games.
- Has made 10 of his last 14 free throws.
- Scored a career-high 18 points at Georgia (Jan. 23).
- Has seven double-digit scoring efforts in 21 games this season.
- Tallied a career-high tying five assists at Dayton (Dec. 30).
- Named to the SEC All-Freshman team last season after starting the final 16 games of the year.
- Scored 7.6 points per game and added 1.5 assists per game and 35 steals last year as a freshman.
- Was the top ranked prospect in the state of Arkansas for the class of 2014 by every recruiting outlet.
- Led North Little Rock High School to a 7A state championship as a senior.

GAME-BY-GAME STATS >>

Opponent	Date	gs	min	Total		3-Pointers		Free throws		Rebounds				pf	a	t/o	blk	stl	pts	avg
				fg-fga	pct	3fg-fga	pct	ft-fga	pct	off	def	tot	avg							
MERCER	12/19/15	18	2-7	.286	2-3	.667	0-1	.000	0	2	2	2.0	0	0	0	0	2	6	6.0	
NORTH FLORIDA	12/22/15	17	5-8	.625	2-3	.667	1-2	.500	0	0	0	1.0	3	3	0	0	1	13	9.5	
at Dayton	12/30/15	32	5-13	.385	3-7	.429	2-3	.667	0	4	4	2.0	3	5	1	0	1	15	11.3	
at Texas A&M	01/02/16	23	1-6	.167	0-2	.000	0-0	.000	0	3	3	2.3	2	2	1	0	1	2	9.0	
VANDERBILT	01/05/16	22	2-5	.400	0-0	.000	0-0	.000	0	1	1	2.0	3	0	1	0	1	4	8.0	
MISSISSIPPI STATE	01/09/16	10	1-3	.333	1-1	1.000	0-0	.000	0	1	1	1.8	2	2	2	0	0	3	7.2	
at Mizzou	01/12/16	24	5-8	.625	2-4	.500	2-2	1.000	0	1	1	1.7	2	3	0	1	0	14	8.1	
at LSU	01/16/16	23	4-7	.571	1-4	.250	2-5	.400	1	4	5	2.1	1	2	1	0	1	11	8.5	
KENTUCKY	01/21/16	25	2-6	.333	0-2	.000	1-2	.500	0	5	5	2.4	2	2	0	1	1	5	8.1	
at Georgia	01/23/16	30	5-9	.556	1-3	.333	7-9	.778	1	1	2	2.4	4	3	0	0	2	18	9.1	
TEXAS A&M	01/27/16	20	1-7	.143	1-4	.250	1-2	.500	0	2	2	2.4	2	0	2	0	2	4	8.6	
TEXAS TECH	01/30/16	16	0-4	.000	0-1	.000	0-0	.000	0	1	1	2.3	3	1	1	0	1	0	7.9	
at Florida	02/03/16	25	2-8	.250	1-3	.333	2-2	1.000	0	3	3	2.3	5	2	2	0	0	7	7.8	
TENNESSEE	02/06/16	21	4-10	.400	1-4	.250	3-4	.750	2	2	4	2.4	3	4	0	0	3	12	8.1	
at Mississippi State	02/09/16	21	3-8	.375	0-2	.000	0-1	.000	0	1	1	2.3	3	0	2	0	0	6	8.0	
at Ole Miss	02/13/16	27	2-10	.200	1-4	.250	0-0	.000	2	2	4	2.4	1	3	0	0	2	5	7.8	
AUBURN	02/17/16	* 20	0-5	.000	0-4	.000	2-4	.500	0	1	1	2.4	2	3	2	0	2	2	7.5	
MIZZOU	02/20/16	11	1-6	.167	1-2	.500	0-0	.000	1	1	2	2.3	1	2	0	0	1	3	7.2	
LSU	02/23/16	18	2-8	.250	0-4	.000	0-0	.000	1	0	1	2.3	2	2	0	0	1	4	7.1	
at Tennessee	02/27/16	20	3-6	.500	1-4	.250	3-3	1.000	1	0	1	2.2	2	1	1	0	0	10	7.2	
at Alabama	03/02/16	21	3-8	.375	0-1	.000	0-0	.000	1	3	4	2.3	1	0	0	0	0	6	7.1	
SOUTH CAROLINA	03/05/16	14	2-5	.400	1-3	.333	0-0	.000	0	0	0	2.2	1	0	0	0	1	5	7.0	
Totals		1	458	55-157	.350	19-65	.292	26-40	.650	10	38	48	2.2	48	40	16	2	23	155	7.0

Games played: 22
Minutes/game: 20.8
Points/game: 7.0
FG Pct: 35.0
3FG Pct: 29.2
FT Pct: 65.0

Rebounds/game: 2.2
Assists/game: 1.8
Turnovers/game: 0.7
Assist/turnover ratio: 2.5
Steals/game: 1.0
Blocks/game: 0.1

ARKANSAS CAREER STATS >>

Season	gp-gs	min/avg	Total		3-Point		F-Throws		Rebounds				Scoring					
			fg-fga	pct	fg-fga	pct	ft-fa	pct	off	def	tot	avg	pf	fo	ast	to	blk	stl
2014-15	35-16	662/18.9	66-172	.384	31-88	.352	35-55	.636	31	36	67	1.9	84	4	53	32	0	35
2015-16	22-1	458/20.8	55-157	.350	19-65	.292	26-40	.650	10	38	48	2.2	48	1	40	16	2	23
TOTAL	57-17	1120/19.6	121-329	.368	50-153	.327	61-95	.642	41	74	115	2.0	132	5	93	48	2	58



MOSES 33 KINGSLEY

F/C | Jr. | 6-10 | 230
Abuja, Nigeria | Huntington Prep (W. Va.)

@KingMoses_ | #BeastMo | #MoKnows

CAREER HIGHS >>

Points: 26 at Dayton (Dec. 30, 2015)
FG: 11 vs. North Florida (Dec. 22, 2015)
FGA: 17, 2x, last vs. Vanderbilt (Jan. 5, 2016)
3FG: 1 vs. South Alabama (Dec. 21, 2013)
3FGA: 1, 2x, last vs. Auburn (Jan. 25, 2014)
FT: 9 vs. LSU (Feb. 23, 2016)
FTA: 14 vs. Auburn (Feb. 17, 2016)
Rebounds: 14 vs. Mercer (Dec. 19, 2015)
Assists: 4, 2x, last at Tennessee (Feb. 27, 2016)
Steals: 4, 2x, last vs. Auburn (Feb. 17, 2016)
Blocks: 8 vs. Tennessee Tech (Dec. 12, 2015)
Minutes: 40 at Dayton (Dec. 30, 2015)

SEASON HIGHS >>

Points: 26 at Dayton (Dec. 30, 2015)
FG: 11 vs. North Florida (Dec. 22, 2015)
FGA: 17, 2x, last vs. Vanderbilt (Jan. 5, 2016)
3FG: --
3FGA: --
FT: 9 vs. LSU (Feb. 23, 2016)
FTA: 14 vs. Auburn (Feb. 17, 2016)
Rebounds: 14 vs. Mercer (Dec. 19, 2015)
Assists: 4, 2x, last at Tennessee (Feb. 27, 2016)
Steals: 4, 2x, last vs. Auburn (Feb. 17, 2016)
Blocks: 8 vs. Tennessee Tech (Dec. 12, 2015)
Minutes: 40 at Dayton (Dec. 30, 2015)

SUPERLATIVE STATS >>

	Season	Career
Double Figure Points	29	33
Double-Double	15	16
Team Leader/Rebounds	28	32
7+ Rebounds	26	32
10+ Rebounds	15	16
2+ Off. Rebounds	25	48
Games W/ a Block	30	76
2+ Blocks	19	46
3+ Blocks	13	26

#RAZORFACTS >>

- Earned All-SEC second team honors from league head coaches and named to the All-Defensive team.
- Name the SEC Player of the Week on Feb. 1 after averaging 17.5 points and 11 rebounds in two home wins.
- Is one of five high-major players in the country averaging at least 16.0 points and 9.0 rebounds per game.
- Has four double-doubles in the last seven games and 15 on the year.
- Is one of seven high-major players in the country with 15-plus double-doubles on the year.
- One of 10 finalists for the Kareem Abdul-Jabbar Award as the nation's top center.
- Has a block in 30 of 31 games this year and ranks second in the SEC with 75 total blocks.
- Joins LSU's Ben Simmons as the only individuals in the SEC with 15-plus double-doubles on the year.
- Has scored in double figures in 29 of the 31 games this season reached the 20-point mark seven times.
- Is the first player in school history with two 8-for-8 shooting performances in a career (Southern & Missouri).
- First Razorback in 30 years with eight double-doubles through the first 12 games.
- Is one of three players in the country with multiple games of 20 points, 10 rebounds and five blocks.
- Scored a career-high 26 points at Dayton (Dec. 30).
- Scored an SEC-game career-high 25 points against Vanderbilt (Jan. 5).
- Pulled down a career-best 14 rebounds against Mercer (Dec. 19).
- Posted career-high eight blocks against Tennessee Tech (Dec. 12).
- First Razorback in six years to open the season with consecutive double-doubles.
- First Arkansas player since 2008-09 to have consecutive 12-plus rebound games to start the year.

GAME-BY-GAME STATS >>

Opponent	Date	gs	min	Total fg-fga	pct	3-Pointers 3fg-fga	pct	Free throws ft-fa	pct	Rebounds			avg	pf	a	t/o	blk	stl	pts	avg	
SOUTHERN UNIVERSITY	11/13/15	*	24	8-8	1.000	0-0	.000	6-11	.545	6	6	12	12.0	5	1	2	3	2	22	22.0	
AKRON	11/18/15	*	33	5-12	.417	0-0	.000	7-9	.778	4	8	12	12.0	3	3	1	1	2	17	19.5	
CHARLESTON SOUTHER	11/20/15	*	24	4-7	.571	0-0	.000	7-9	.778	2	4	6	10.0	1	3	1	3	0	15	18.0	
vs Georgia Tech	11/26/15	*	23	5-8	.625	0-0	.000	3-6	.500	4	5	9	9.8	5	0	2	1	0	13	16.8	
vs Stanford	11/27/15	*	27	4-10	.400	0-0	.000	4-4	1.000	7	5	12	10.2	5	1	4	1	2	12	15.8	
NORTHWESTERN STATE	12/01/15	*	23	7-10	.700	0-0	.000	7-9	.778	4	6	10	10.2	1	1	0	1	0	21	16.7	
at Wake Forest	12/04/15	*	24	5-10	.500	0-0	.000	5-6	.833	4	3	7	9.7	4	0	2	2	1	15	16.4	
EVANSVILLE	12/08/15	*	25	4-10	.400	0-0	.000	4-5	.800	1	7	8	9.5	3	1	2	2	0	12	15.9	
TENNESSEE TECH	12/12/15	*	30	4-10	.400	0-0	.000	2-4	.500	3	10	13	9.9	1	0	1	8	1	10	15.2	
MERCER	12/19/15	*	39	8-16	.500	0-0	.000	2-3	.667	5	9	14	10.3	4	1	1	2	1	18	15.5	
NORTH FLORIDA	12/22/15	*	30	11-17	.647	0-0	.000	0-0	.000	4	6	10	10.3	2	2	1	5	0	22	16.1	
at Dayton	12/30/15	*	40	9-13	.692	0-0	.000	8-9	.889	4	7	11	10.3	3	0	2	3	1	26	16.9	
at Texas A&M	01/02/16	*	26	3-7	.429	0-0	.000	5-6	.833	4	3	7	10.1	2	1	3	1	0	11	16.5	
VANDERBILT	01/05/16	*	38	9-17	.529	0-0	.000	7-10	.700	2	6	8	9.9	3	0	0	0	4	25	17.1	
MISSISSIPPI STATE	01/09/16	*	28	3-8	.375	0-0	.000	7-9	.778	2	6	8	9.8	1	1	3	4	0	13	16.8	
at Mizzou	01/12/16	*	29	8-8	1.000	0-0	.000	8-10	.800	1	4	5	9.5	2	3	0	4	2	24	17.3	
at LSU	01/16/16	*	33	5-9	.556	0-0	.000	1-2	.500	1	7	8	9.4	3	2	2	4	2	11	16.9	
KENTUCKY	01/21/16	*	32	3-6	.500	0-0	.000	7-10	.700	2	4	6	9.2	4	0	4	2	1	13	16.7	
at Georgia	01/23/16	*	28	4-10	.400	0-0	.000	3-9	.333	2	8	10	9.3	3	2	1	2	1	11	16.4	
TEXAS A&M	01/27/16	*	33	6-13	.462	0-0	.000	6-8	.750	5	6	11	9.4	3	3	1	2	1	18	16.5	
TEXAS TECH	01/30/16	*	35	6-10	.600	0-0	.000	5-7	.714	5	6	11	9.4	2	2	1	1	1	17	16.5	
at Florida	02/03/16	*	26	6-10	.600	0-0	.000	3-6	.500	3	6	9	9.4	5	2	5	1	1	15	16.4	
TENNESSEE	02/06/16	*	23	8-11	.727	0-0	.000	1-5	.200	2	3	5	9.2	3	1	2	1	1	17	16.4	
at Mississippi State	02/09/16	*	20	1-6	.167	0-0	.000	2-2	1.000	1	2	3	9.0	3	0	1	1	0	4	15.9	
at Ole Miss	02/13/16	*	33	8-11	.727	0-0	.000	3-4	.750	6	7	13	9.1	2	1	5	1	2	19	16.0	
AUBURN	02/17/16	*	35	7-10	.700	0-0	.000	6-14	.429	5	5	10	9.2	2	0	2	3	4	20	16.2	
MIZZOU	02/20/16	*	29	6-12	.500	0-0	.000	3-5	.600	3	9	12	9.3	4	0	2	1	0	15	16.1	
LSU	02/23/16	*	33	6-11	.545	0-0	.000	9-13	.692	3	9	12	9.4	2	4	3	3	1	21	16.3	
at Tennessee	02/27/16	*	28	3-8	.375	0-0	.000	3-6	.500	1	7	8	9.3	3	4	3	4	1	9	16.1	
at Alabama	03/02/16	*	33	8-15	.533	0-0	.000	3-5	.600	2	6	8	9.3	3	0	3	3	1	19	16.2	
SOUTH CAROLINA	03/05/16	*	30	5-9	.556	0-0	.000	3-10	.300	1	6	7	9.2	3	1	0	3	1	13	16.1	
Totals			30	914	179-322	.556	0-0	.000	140-216	.648	99	186	285	9.2	90	39	61	75	35	498	16.1

Games played: 31
Minutes/game: 29.5
Points/game: 16.1
FG Pct: 55.6
FT Pct: 64.8

Rebounds/game: 9.2
Assists/game: 1.3
Turnovers/game: 2.0
Assist/turnover ratio: 0.6
Steals/game: 1.1
Blocks/game: 2.4

ARKANSAS CAREER STATS >>

			Total		3-Point		F-Throws		Rebounds											Scoring	
Season	gp-gs	min/avg	fg-fga	pct	fg-fga	pct	ft-fa	pct	off	def	tot	avg	pf	fo	ast	to	blk	stl	pts	avg	
2013-14	32-0	368/11.5	43-81	.531	1-2	.500	41-63	.651	39	63	102	3.2	41	0	7	14	49	14	128	4.0	
2014-15	36-4	391/10.9	49-101	.485	0-0	.000	33-53	.623	45	45	90	2.5	56	0	11	23	38	15	131	3.6	
2015-16	31-30	914/29.5	179-322	.556	0-0	.000	140-216	.648	99	186	285	9.2	90	4	39	61	75	35	498	16.1	
TOTAL	99-34	1673/16.9	271-504	.538	1-2	.500	214-332	.645	183	294	477	4.8	187	4	57	98	162	64	757	7.6	



<< WILLY 50 KOUASSI >>

C | R-Sr. | 6-10 | 230
Abidjan, Ivory Coast | Central Park Christian | KSU

@WillyOfficial50

CAREER HIGHS >>

Points: 15, 2x, last at USC Upstate (Jan. 6, 2014)^

FG: 7 at USC Upstate (Jan. 6, 2014)^

FGA: 11 at USC Upstate (Jan. 6, 2014)^

3FG: --

3FGA: --

FT: 7 vs Chattanooga (Nov. 29, 2014)^

FTA: 12 vs Chattanooga (Nov. 29, 2014)^

Rebounds: 11 at USC Upstate (Jan. 6, 2014)^

Assists: 2 vs. FGCU (Jan. 25, 2014)^

Steals: 1, 12x, last vs. LSU (Feb. 23, 2016)

Blocks: 5 vs. Nicholls State (Nov. 25, 2011)*

Minutes: 30, 2x, last at North Florida (Jan. 29, 2015)^

^ - at Kennesaw State

* - at Auburn

SEASON HIGHS >>

Points: 12 vs. Northwestern State (Dec. 1, 2015)

FG: 5 vs. Northwestern State (Dec. 1, 2015)

FGA: 6 vs. Northwestern State (Dec. 1, 2015)

3FG: --

3FGA: --

FT: 4 at Wake Forest (Dec. 4, 2015)

FTA: 4, 4x, last vs. Missouri (Feb. 20, 2016)

Rebounds: 9 vs. Northwestern State (Dec. 1, 2015)

Assists: 1 vs. Tennessee Tech (Dec. 12, 2015)

Steals: 1, 3x, last vs. LSU (Feb. 23, 2016)

Blocks: 4 vs. Evansville (Dec. 8, 2015)

Minutes: 18 vs. Northwestern State (Dec. 1, 2015)

SUPERLATIVE STATS >>

	Season	Career
Double Figure Points	1	6
Double-Double	0	0
7+ Rebounds	2	15
10+ Rebounds	0	2
2+ Off. Rebounds	5	32
Games W/ a Block	12	57
2+ Blocks	5	30
3+ Blocks	1	12

Games played: 30
Minutes/game: 8.3
Points/game: 2.1
FG Pct: 58.3
FT Pct: 55.6

Rebounds/game: 2.0
Assists/game: 0.0
Turnovers/game: 0.3
Assist/turnover ratio: 0.1
Steals/game: 0.1
Blocks/game: 0.6

#RAZORFACTS >>

- Made his first start as a Razorback against Tennessee (Feb. 6).
- Recorded season-highs of points (12), rebounds (9) and minutes (18) against Northwestern State (Dec. 1).
- Has recorded a block in 57 of his 113 collegiate games.
- Tallied a season-high four blocks in 14 minutes against Evansville (Dec. 8).
- Grabbed three rebounds in eight minutes vs. Southern University in his debut as a Razorback.
- Came to Arkansas after playing one year at Auburn and two at Kennesaw State.
- Played in 27 games with 25 starts last season at Kennesaw State.
- Led Kennesaw State with 36 blocks last year.

GAME-BY-GAME STATS >>

Opponent	Date	gs	min	Total		3-Pointers		Free throws		Rebounds				pf	a	t/o	blk	stl	pts	avg
				fg-fga	pct	3fg-fga	pct	ft-fa	pct	off	def	tot	avg							
SOUTHERN UNIVERSITY	11/13/15	8	0-0	.000	0-0	.000	1-2	.500	1	2	3	3.0	0	0	0	0	0	0	1	1.0
AKRON	11/18/15	2	0-0	.000	0-0	.000	0-0	.000	0	0	0	1.5	0	0	0	0	0	0	0	0.5
CHARLESTON SOUTHER	11/20/15	14	0-1	.000	0-0	.000	1-2	.500	0	2	2	1.7	4	0	0	1	1	1	1	0.7
vs Georgia Tech	11/26/15	15	1-2	.500	0-0	.000	3-4	.750	0	2	2	1.8	1	0	0	2	0	5	1.8	
vs Stanford	11/27/15	8	0-0	.000	0-0	.000	0-0	.000	1	1	2	1.8	4	0	1	1	1	0	1.4	
NORTHWESTERN STATE	12/01/15	18	5-6	.833	0-0	.000	2-2	1.000	3	6	9	3.0	2	0	2	0	0	12	3.2	
at Wake Forest	12/04/15	13	1-3	.333	0-0	.000	4-4	1.000	1	0	1	2.7	2	0	0	2	0	6	3.6	
EVANSVILLE	12/08/15	14	2-2	1.000	0-0	.000	3-4	.750	1	2	3	2.8	2	0	1	4	0	7	4.0	
TENNESSEE TECH	12/12/15	17	1-1	1.000	0-0	.000	1-2	.500	2	5	7	3.2	3	1	0	2	0	3	3.9	
MERCER	12/19/15	6	0-0	.000	0-0	.000	1-2	.500	0	0	0	2.9	0	0	0	1	0	1	3.6	
NORTH FLORIDA	12/22/15	10	3-3	1.000	0-0	.000	1-2	.500	0	1	1	2.7	3	0	1	1	0	7	3.9	
at Dayton	12/30/15	5	0-0	.000	0-0	.000	0-2	.000	0	1	1	2.6	2	0	1	0	0	0	3.6	
at Texas A&M	01/02/16	12	1-1	1.000	0-0	.000	0-2	.000	1	1	2	2.5	3	0	0	0	0	2	3.5	
VANDERBILT	01/05/16	3	0-0	.000	0-0	.000	0-0	.000	0	1	1	2.4	3	0	0	0	0	0	3.2	
MISSISSIPPI STATE	01/09/16	4	0-0	.000	0-0	.000	0-0	.000	0	2	2	2.4	0	0	0	0	0	0	3.0	
at Mizzou	01/12/16	15	1-3	.333	0-0	.000	0-0	.000	0	2	2	2.4	1	0	0	0	0	2	2.9	
at LSU	01/16/16	17	2-5	.400	0-0	.000	0-0	.000	3	2	5	2.5	2	0	1	2	0	4	3.0	
KENTUCKY	01/21/16	2	0-0	.000	0-0	.000	0-0	.000	0	0	0	2.4	0	0	0	0	0	0	2.8	
at Georgia	01/23/16	6	0-1	.000	0-0	.000	1-2	.500	0	0	0	2.3	1	0	1	0	0	1	2.7	
TEXAS A&M	01/27/16	dnp	-	-	-	-	-	-	-	-	-	-	-	-	-	-	-	-	-	
TEXAS TECH	01/30/16	2	0-0	.000	0-0	.000	0-0	.000	0	0	0	2.2	0	0	0	0	0	0	2.6	
at Florida	02/03/16	3	0-0	.000	0-0	.000	0-0	.000	0	0	0	2.0	1	0	0	0	0	0	2.5	
TENNESSEE	02/06/16	9	1-1	1.000	0-0	.000	0-0	.000	1	3	4	2.1	0	0	0	0	0	2	2.5	
at Mississippi State	02/09/16	7	1-2	.500	0-0	.000	0-1	.000	4	0	4	2.2	1	0	0	0	0	2	2.4	
at Ole Miss	02/13/16	2	0-0	.000	0-0	.000	0-0	.000	0	0	0	2.1	1	0	0	1	0	0	2.3	
AUBURN	02/17/16	3	0-0	.000	0-0	.000	0-0	.000	1	0	1	2.1	1	0	1	0	0	0	2.2	
MIZZOU	02/20/16	7	0-0	.000	0-0	.000	1-4	.250	1	1	2	2.1	0	0	1	1	0	1	2.2	
LSU	02/23/16	10	1-1	1.000	0-0	.000	0-0	.000	0	1	1	2.0	1	0	0	0	1	2	2.2	
at Tennessee	02/27/16	4	0-0	.000	0-0	.000	0-0	.000	0	0	0	2.0	0	0	0	0	0	0	2.1	
at Alabama	03/02/16	7	0-3	.000	0-0	.000	0-0	.000	5	0	5	2.1	1	0	0	0	0	0	2.0	
SOUTH CAROLINA	03/05/16	7	1-1	1.000	0-0	.000	1-1	1.000	0	0	0	2.0	0	0	0	1	0	3	2.1	
Totals		2	250	21-36	.583	0-0	.000	20-36	.556	25	35	60	2.0	39	1	10	19	3	62	2.1

ARKANSAS CAREER STATS >>

			Total		3-Point		F-Throws		Rebounds											Scoring	
Season	gp-gs	min/avg	fg-fga	pct	fg-fga	pct	ft-fa	pct	off	def	tot	avg	pf	fo	ast	to	blk	stl	pts	avg	
2015-16	30-2	250/8.3	21-36	.583	0-0	.000	20-36	.556	25	35	60	2.0	39	0	1	10	19	3	62	2.1	
TOTAL	30-2	250/8.3	21-36	.583	0-0	.000	20-36	.556	25	35	60	2.0	39	0	1	10	19	3	62	2.1	



◀ KEATON 55 MILES ▶

F | R-Sr. | 6-7 | 212

Dallas, Texas | Dallas Lincoln HS | West Virginia

@KeatonMiles

CAREER HIGHS >>

Points: 11, 2x, last vs. Northwestern State (Dec. 1, 2015)
FG: 5 vs. Northwestern State (Dec. 1, 2015)
FGA: 8, 2x, last at Georgia (Jan. 23, 2016)
3FG: 2, vs. Oakland (Dec. 19, 2012)^
3FGA: 4, vs. Virginia Tech (Dec. 8, 2012)^
FT: 5, vs. VMI (Nov. 28, 2012)^
FTA: 5, 2x, last at Kansas State (Feb. 18, 2013)^
Rebounds: 9 vs. North Florida (Dec. 22, 2015)
Assists: 7, vs. Rutgers (Jan. 14, 2012)^
Steals: 5, vs. Oral Roberts (Nov. 11, 2011)^
Blocks: 4, 2x, last vs. Missouri (Feb. 20, 2016)
Minutes: 37 at Georgia (Jan. 23, 2016)

^ - at West Virginia

SEASON HIGHS >>

Points: 11 vs. Northwestern State (Dec. 1, 2015)
FG: 5 vs. Northwestern State (Dec. 1, 2015)
FGA: 8, 2x, last at Georgia (Jan. 23, 2016)
3FG: 1 at Alabama (March 2, 2016)
3FGA: 1, 4x, last at Alabama (March 2, 2016)
FT: 3 vs. Stanford (Nov. 27, 2015)
FTA: 4, 4x, last at Ole Miss (Feb. 13, 2016)
Rebounds: 9 vs. North Florida (Dec. 22, 2015)
Assists: 4 vs. Mississippi State (Jan. 9, 2015)
Steals: 2, 5x, last at Alabama (March 2, 2016)
Blocks: 4, 2x, last vs. Missouri (Feb. 20, 2016)
Minutes: 37 at Georgia (Jan. 23, 2016)

SUPERLATIVE STATS >>

	Season	Career
Double Figure Points	1	3
5+ Rebounds	6	11
Games W/ a Off. Rebound	18	48
2+ Off. Rebounds	11	22
3+ Assists	3	9
Games W/ a Steal	14	31
Games W/ a Block	12	34
Games shooting .500+	8	31

#RAZORFACTS >>

- Named to the SEC Community Service Team.
- Has started 24 of 31 games this year.
- Made his first three-pointer as a Razorback at Alabama (March 2).
- Tied a career-high with four blocks against Missouri (Feb. 20).
- Led the team with eight rebounds at Mississippi State (Feb. 9).
- Tallied a career-high four blocks in only nine minutes in upset win over No. 5 Texas A&M (Jan. 27).
- Played a season-long 37 minutes at Georgia (Jan. 23).
- Scored four of the final seven points in regulation as Arkansas forced OT against Vandy (Jan. 5).
- Pulled down a career-high nine rebounds against North Florida (Dec. 22).
- Scored a career-high tying 11 points against Northwestern State (Dec. 1).
- Made his first career start as a Razorback in the season opener.
- Recorded a career-high five field goals made against Northwestern State.

GAME-BY-GAME STATS >>

Opponent	Date	gs	min	Total		3-Pointers		Free throws		Rebounds				pf	a	t/o	blk	stl	pts	avg	
				fg-fga	pct	3fg-fga	pct	ft-fga	pct	off	def	tot	avg								
SOUTHERN UNIVERSITY	11/13/15	*	15	2-5	.400	0-0	.000	0-1	.000	2	2	4	4.0	4	2	1	1	0	4	4.0	
AKRON	11/18/15	*	16	0-1	.000	0-1	.000	0-1	.000	1	3	4	4.0	2	0	1	1	1	0	2.0	
CHARLESTON SOUTHER	11/20/15	*	10	2-5	.400	0-0	.000	1-3	.333	2	3	5	4.3	5	0	1	0	0	5	3.0	
vs Georgia Tech	11/26/15	*	19	2-5	.400	0-0	.000	0-0	.000	2	1	3	4.0	3	2	1	0	1	4	3.3	
vs Stanford	11/27/15	*	29	1-6	.167	0-0	.000	3-4	.750	3	2	5	4.2	3	1	1	1	0	5	3.6	
NORTHWESTERN STATE	12/01/15	*	25	5-7	.714	0-0	.000	1-2	.500	2	1	3	4.0	4	2	3	0	2	11	4.8	
at Wake Forest	12/04/15	*	26	3-8	.375	0-1	.000	1-2	.500	2	2	4	4.0	4	2	4	0	2	7	5.1	
EVANSVILLE	12/08/15	*	15	0-2	.000	0-0	.000	0-0	.000	0	1	1	3.6	2	2	1	0	1	0	4.5	
TENNESSEE TECH	12/12/15	*	8	1-3	.333	0-0	.000	2-3	.667	1	0	1	3.3	4	0	2	1	0	4	4.4	
MERCER	12/19/15	*	12	1-5	.200	0-0	.000	2-2	1.000	2	0	2	3.2	1	0	1	1	0	4	4.4	
NORTH FLORIDA	12/22/15	*	19	3-5	.600	0-0	.000	1-4	.250	2	7	9	3.7	1	2	4	0	0	7	4.6	
at Dayton	12/30/15	*	12	0-1	.000	0-0	.000	2-2	1.000	1	5	6	3.9	3	0	0	0	1	2	4.4	
at Texas A&M	01/02/16	*	9	0-4	.000	0-0	.000	0-0	.000	0	1	1	3.7	1	0	2	0	0	0	4.1	
VANDERBILT	01/05/16	*	18	2-4	.500	0-0	.000	1-4	.250	1	2	3	3.6	3	1	1	3	2	5	4.1	
MISSISSIPPI STATE	01/09/16	*	20	1-1	1.000	0-0	.000	1-2	.500	0	2	2	3.5	3	4	1	2	0	3	4.1	
at Mizzou	01/12/16	*	14	0-2	.000	0-0	.000	0-0	.000	0	0	0	3.3	4	0	0	0	0	0	3.8	
at LSU	01/16/16	*	8	1-3	.333	0-0	.000	0-0	.000	1	0	1	3.2	4	0	0	0	1	2	3.7	
KENTUCKY	01/21/16	*	12	2-4	.500	0-0	.000	1-4	.250	0	0	0	3.0	0	0	1	0	0	5	3.8	
at Georgia	01/23/16	*	37	2-8	.250	0-1	.000	0-0	.000	0	4	4	3.1	4	2	1	1	0	4	3.8	
TEXAS A&M	01/27/16	*	9	0-1	.000	0-0	.000	2-2	1.000	0	2	2	3.0	3	1	1	4	0	2	3.7	
TEXAS TECH	01/30/16	*	2	0-0	.000	0-0	.000	0-2	.000	0	0	0	2.9	0	0	0	0	0	0	3.5	
at Florida	02/03/16	*	7	1-3	.333	0-0	.000	0-0	.000	0	1	1	2.8	0	0	0	0	0	2	3.5	
TENNESSEE	02/06/16	*	9	0-0	.000	0-0	.000	0-2	.000	0	0	0	2.7	1	1	0	3	0	0	3.3	
at Mississippi State	02/09/16	*	16	1-2	.500	0-0	.000	0-0	.000	3	5	8	2.9	1	1	0	0	2	2	3.3	
at Ole Miss	02/13/16	*	10	0-1	.000	0-0	.000	2-4	.500	1	1	2	2.8	2	0	0	0	1	2	3.2	
AUBURN	02/17/16	*	10	1-2	.500	0-0	.000	0-0	.000	3	1	4	2.9	3	0	1	1	0	2	3.2	
MIZZOU	02/20/16	*	21	1-3	.333	0-0	.000	0-1	.000	3	3	6	3.0	4	3	1	4	1	2	3.1	
LSU	02/23/16	*	6	0-1	.000	0-0	.000	0-0	.000	0	0	0	2.9	4	0	1	0	1	0	3.0	
at Tennessee	02/27/16	*	18	0-2	.000	0-0	.000	0-1	.000	0	1	1	2.8	2	0	1	0	0	0	2.9	
at Alabama	03/02/16	*	21	2-6	.333	1-1	1.000	0-0	.000	1	2	3	2.8	3	3	1	0	2	5	3.0	
SOUTH CAROLINA	03/05/16	*	19	1-2	.500	0-0	.000	0-0	.000	0	1	1	2.8	1	0	1	0	1	2	2.9	
Totals			23	472	35-102	.343	1-4	.250	20-46	.435	33	53	86	2.8	79	29	33	23	19	91	2.9

Games played: 31
Minutes/game: 15.2
Points/game: 2.9
FG Pct: 34.3
3FG Pct: 25.0
FT Pct: 43.5

Rebounds/game: 2.8
Assists/game: 0.9
Turnovers/game: 1.1
Assist/turnover ratio: 0.9
Steals/game: 0.6
Blocks/game: 0.7

ARKANSAS CAREER STATS >>

			Total		3-Point		F-Throws		Rebounds											Scoring	
Season	gp-gs	min/avg	fg-fga	pct	fg-fga	pct	ft-fa	pct	off	def	tot	avg	pf	fo	ast	to	blk	stl	pts	avg	
2014-15	16-0	48/3.0	3-9	.333	0-1	.000	0-2	.000	2	4	6	0.4	20	0	1	2	0	1	6	0.4	
2015-16	31-23	472/15.2	35-102	.343	1-4	.250	20-46	.435	33	53	86	2.8	79	1	29	33	23	19	91	2.9	
TOTAL	47-23	520/11.1	38-111	.342	1-5	.200	20-48	.417	35	57	92	2.0	99	1	30	35	23	20	97	2.1	

GAME 1

Arkansas vs Southern University

Nov. 13, 2015 at 7 p.m. at Fayetteville, Ark. (Bud Walton Arena)

Southern University 68 • 0-1

#	Player	Total		3-Ptr	Rebounds			PF	TP	A	TO	Blk	Stl	Min
		FG-FGA	FG-FGA		Off	Def	Tot							
12	Sam, Jared	f	0-2	0-0	2-2	0	5	5	3	2	0	0	0	29
32	Allen, D'Arian	f	1-2	0-0	0-2	1	1	2	2	2	0	2	0	14
00	Hyder, Christopher	g	8-12	0-0	6-8	1	4	5	0	22	4	3	0	34
02	Rodgers, Adrian	g	4-11	2-4	2-2	1	1	2	4	12	0	5	0	1
03	Banks, Trelun	g	1-10	1-3	5-6	0	0	0	2	8	2	5	0	1
04	Thomas, Chris	g	3-5	0-1	5-7	1	1	2	4	11	0	1	0	19
10	Prudhomme, Shawn	g	4-8	1-4	0-0	0	2	2	2	9	1	0	1	20
50	Nunn, Tony	g	1-3	0-0	0-1	0	4	4	5	2	0	1	4	0
Team					3	3	6							
Totals			22-53	4-12	20-28	7	21	28	22	68	9	17	5	8
FG % 1st Half: 8-30		26.7%	2nd half: 14-23		60.9%	Game: 22-53		41.5%	Deadball					
3FG % 1st Half: 2-8		25.0%	2nd half: 2-4		50.0%	Game: 4-12		33.3%	Rebounds					
FT % 1st Half: 7-11		63.6%	2nd half: 13-17		76.5%	Game: 20-28		71.4%	5,2					

Arkansas 86 • 1-0

#	Player	Total		3-Ptr	Rebounds			PF	TP	A	TO	Blk	Stl	Min
		FG-FGA	FG-FGA		Off	Def	Tot							
33	Kingsley, Moses	f	8-8	0-0	6-11	6	6	12	5	22	1	2	5	3
55	Miles, Keaton	f	2-5	0-0	0-1	2	2	4	4	4	2	1	0	15
03	Hannahs, Dusty	g	6-13	5-7	4-4	0	2	2	3	21	2	1	0	31
04	Durham, Jabril	g	3-6	1-2	0-0	0	4	4	2	7	10	6	0	4
24	Whitt, Jimmy	g	5-12	0-0	2-2	0	1	1	3	12	2	1	0	26
01	Thompson, Trey	g	1-4	0-0	0-2	0	4	4	2	2	1	0	0	17
05	Bell, Anthlon	g	6-12	2-6	0-0	0	3	3	2	14	1	3	0	27
21	Watkins, Manuale	g	1-6	0-0	1-4	4	1	5	3	3	2	0	0	18
50	Kouassi, Willy	g	0-0	0-0	1-2	1	2	3	0	1	0	0	0	8
Team					4	1	5							
Totals			32-66	8-15	14-26	17	26	43	24	86	21	14	6	9
FG % 1st Half: 14-32		43.8%	2nd half: 18-34		52.9%	Game: 32-66		48.5%	Deadball					
3FG % 1st Half: 4-10		40.0%	2nd half: 4-5		80.0%	Game: 8-15		53.3%	Rebounds					
FT % 1st Half: 8-12		66.7%	2nd half: 6-14		42.9%	Game: 14-26		53.8%	6,1					

Officials: Doug Shows, Mike Thibodeaux, Ken Washington
Technical fouls: Southern University-None. Arkansas-None.
Attendance: 14158
Estimated Actual Attendance: 6,603
Fouled out: Southern #50, Nunn (4:32 2H)
Arkansas #33, Kingsley (1:27 2H)

Score by periods				Points SUMB AR	In Paint 28 36	Off T/O 5 21	2nd Chance 15 13	Fast Break 12 13	Bench 22 20
1st	2nd	Total							
25	43	68							
40	46	86							

Last FG - SUMB 2nd-00:24, AR 2nd-00:30.
Largest lead - SUMB by 1 1st-19:21, AR by 21 2nd-02:03.
SUMB led for 02:16. AR led for 37:31. Game was tied for 00:13.

GAME 3

Arkansas vs Charleston Southern

Nov. 20, 2015 at 7 p.m. at Fayetteville, Ark. (Bud Walton Arena)

Charleston Southern 75 • 1-3

#	Player	Total		3-Ptr	Rebounds			PF	TP	A	TO	Blk	Stl	Min
		FG-FGA	FG-FGA		Off	Def	Tot							
02	WHEELER, Aaron	f	2-7	1-3	2-4	1	3	4	2	7	2	1	1	0
23	HOWARD, Jarvis	f	1-6	1-1	0-1	3	3	6	0	3	1	3	0	2
11	JOHNSON, Wesley	c	3-6	0-0	5-6	3	1	4	2	11	0	0	0	1
10	UPCHURCH, Danny	g	0-1	0-1	2-2	0	1	1	1	2	2	1	0	8
20	POLLARD, Demetrius	g	0-3	0-2	0-0	0	0	0	2	0	0	1	0	11
00	BROOKS, Melvin	g	0-2	0-0	0-0	2	3	5	5	0	0	0	0	14
01	POTTER, Armel	g	7-18	3-7	3-4	0	0	0	3	20	7	1	0	31
04	WALLACE, Patrick	g	2-6	2-5	0-0	1	2	3	2	6	1	2	0	21
21	WASHINGTON, Jabbar	g	0-0	0-0	0-0	0	0	0	0	0	0	0	0	1
04	MMONU, UGO	g	4-4	2-2	2-5	3	3	6	4	12	0	0	0	14
33	ROBINSON, Raemond	g	3-11	3-9	3-4	1	1	2	3	12	1	3	0	1
44	KING, Reuben	g	1-2	0-1	0-0	1	0	1	1	2	1	0	0	10
Team					1	0	1							
Totals			23-66	12-31	17-26	16	17	33	25	75	15	13	1	5
FG % 1st Half: 10-33		30.3%	2nd half: 13-33		39.4%	Game: 23-66		34.8%	Deadball					
3FG % 1st Half: 7-18		38.9%	2nd half: 5-13		38.5%	Game: 12-31		38.7%	Rebounds					
FT % 1st Half: 5-7		71.4%	2nd half: 12-19		63.2%	Game: 17-26		65.4%	5,1					

Arkansas 93 • 2-1

#	Player	Total		3-Ptr	Rebounds			PF	TP	A	TO	Blk	Stl	Min
		FG-FGA	FG-FGA		Off	Def	Tot							
33	Kingsley, Moses	f	4-7	0-0	7-9	2	4	6	1	15	3	1	3	0
55	Miles, Keaton	f	2-5	0-0	1-3	2	3	5	5	5	0	1	0	10
04	Durham, Jabril	g	1-4	0-1	5-6	0	4	4	2	7	11	3	0	28
05	Bell, Anthlon	g	5-12	2-7	0-0	1	0	1	1	12	5	0	1	31
24	Whitt, Jimmy	g	6-13	0-0	2-4	1	4	5	1	14	1	1	0	26
01	Thompson, Trey	g	2-2	0-0	0-0	0	6	6	4	4	0	4	2	1
03	Hannahs, Dusty	g	7-9	5-5	2-2	1	1	2	3	21	1	2	0	25
21	Watkins, Manuale	g	5-6	0-0	4-4	0	3	3	14	2	1	1	2	21
50	Kouassi, Willy	g	0-1	0-0	1-2	0	2	2	4	1	0	0	1	14
Team					3	3	6							
Totals			32-59	7-13	22-30	10	30	40	24	93	23	13	8	6
FG % 1st Half: 16-28		57.1%	2nd half: 16-31		51.6%	Game: 32-59		54.2%	Deadball					
3FG % 1st Half: 6-8		75.0%	2nd half: 1-5		20.0%	Game: 7-13		53.8%	Rebounds					
FT % 1st Half: 11-16		68.8%	2nd half: 11-14		78.6%	Game: 22-30		73.3%	7,1					

Officials: Ted Valentine, Jacyn Goble, Willi Cj Washington
Technical fouls: Charleston Southern-None. Arkansas-None.
Attendance: 14203
Estimated Actual Attendance: 6,764
Fouled out: Charleston Southern, #00, Brooks (2:53)
Arkansas, #55, Miles (2:26)

Score by periods				Points SUMB AR	In Paint 32 49	Off T/O 5 11	2nd Chance 15 13	Fast Break 12 13	Bench 22 20
1st	2nd	Total							
32	43	75							
49	44	93							

GAME 2

Arkansas vs Akron

Nov. 18, 2015 at 7 p.m. at Fayetteville, Ark. (Bud Walton Arena)

Akron 88 • 3-0

#	Player	Total		3-Ptr	Rebounds			PF	TP	A	TO	Blk	Stl	Min
		FG-FGA	FG-FGA		Off	Def	Tot							
02	CHEATHAM Jr., Kwan	f	4-7	3-5	1-4	2	3	5	3	12	3	0	0	0
35	FORSYTHE, Pat	c	3-5	0-0	3-3	3	6	9	4	9	1	2	2	0
15	KRETZER, Jake	g	3-6	3-6	2-2	1	2	3	5	11	1	0	0	22
21	McADAMS, Reggie	g	5-10	4-8	4-6	0	4	4	3	18	0	2	0	34
55	JACKSON, Antino	g	8-18	3-7	4-4	0	1	1	4	23	7	4	0	2
01	WILLIAMS, Josh	g	0-1	0-1	0-0	0	0	0	1	0	2	0	0	6
11	JACKSON, Aaron	g	0-1	0-1	0-1	0	1	1	1	0	0	2	0	11
23	JOHNSON, Isaiah	g	6-9	0-0	3-5	5	2	7	4	15	2	1	2	0
Team					2	5	7							
Totals			29-57	13-28	17-25	13	24	37	26	88	16	12	4	3
FG % 1st Half: 12-27		44.4%	2nd half: 17-30		56.7%	Game: 29-57		50.9%	Deadball					
3FG % 1st Half: 6-13		46.2%	2nd half: 7-15		46.7%	Game: 13-28		46.4%	Rebounds					
FT % 1st Half: 7-8		87.5%	2nd half: 10-17		58.8%	Game: 17-25		68.0%	2					

Arkansas 80 • 1

GAME 5

Arkansas vs Stanford Nov. 27, 2015 at 11:30 a.m. at Brooklyn, N.Y. (Barclays Center)

Arkansas 66 • 2-3

#	Player		Total		3-Ptr		Rebounds			PF	TP	A	TO	Blk	Stl	Min
			FG-FGA	FG-FGA	FT-FTA	Off	Def	Tot								
33	Kingsley, Moses	f	4-10	0-0	4-4	7	5	12	5	12	1	4	1	2	27	
55	Miles, Keaton	f	1-6	0-0	3-4	3	2	5	3	5	1	1	1	0	29	
04	Durham, Jabril	g	1-8	0-2	0-0	1	1	2	2	2	7	2	0	0	35	
05	Bell, Anthlon	g	6-11	5-7	0-0	0	2	2	5	17	0	0	0	0	19	
24	Whitt, Jimmy	g	6-11	0-0	2-2	0	2	2	3	14	1	2	0	2	30	
03	Hannahs, Dusty		3-14	1-8	5-6	1	3	4	1	12	2	2	0	2	27	
21	Watkins, Manuale		2-6	0-0	0-0	2	5	7	2	4	3	0	0	0	25	
50	Kouassi, Willy		0-0	0-0	0-0	1	1	2	4	0	0	1	1	1	8	
Team						4	2	6				2				
Totals				23-66	6-17	14-16	19	23	42	25	66	15	14	3	7	200
FG % 1st Half: 14-32			43.8%	2nd half: 9-34	26.5%	Game: 23-42			34.8%	Deadball Rebounds						
3FG % 1st Half: 5-9			55.6%	2nd half: 1-8	12.5%	Game: 1-16			35.3%	1						
FT % 1st Half: 8-8			100.0	2nd half: 6-8	75.0%	Game: 14-18			87.5%							

FG % 1st Half: 14-32 43.8% 2nd half: 9-34 26.5% Game: 23-66 34.8%
3FG % 1st Half: 5-9 55.6% 2nd half: 1-8 12.5% Game: 6-17 35.3%
FT % 1st Half: 8-8 100.0 2nd half: 6-8 75.0% Game: 14-16 87.5%

Deadball
Rebounds
1

Stanford 69 • 3-3

#	Player		Total		3-Ptr	Rebounds			PF	TP	A	TO	Blk	Stl	Min	
			FG-FGA	FG-FGA		FT-FTA	Off	Def								Tot
10	HUMPHREY, Michael	f	6-9	0-0	0-2	2	2	4	3	12	0	2	2	0	23	
22	TRAVIS, Reid	f	4-9	0-0	2-5	3	3	6	3	10	1	3	0	0	27	
25	ALLEN, Rosco	f	5-8	3-5	12-15	3	6	9	3	25	0	2	1	2	36	
01	SANDERS, Christian	g	1-3	0-1	0-0	0	0	0	3	2	0	2	0	0	24	
15	ALLEN, Marcus	g	4-9	0-1	4-6	0	2	2	2	12	5	3	0	1	36	
03	ALLEN, Malcolm		0-0	0-0	0-0	0	0	0	1	0	0	1	0	0	4	
11	PICKENS, Dorian		2-7	1-3	0-0	0	1	1	2	5	2	0	0	0	23	
14	SHEFFIELD, Marcus		1-3	0-1	1-2	0	2	2	0	3	1	2	0	0	12	
21	WALKER, Cameron		0-1	0-1	0-1	0	2	2	1	0	1	0	0	1	13	
30	VERHOEVEN, Grant		0-0	0-0	0-1	0	0	0	1	0	0	0	0	0	2	
Team						2	6	8								
Totals				23-49	4-12	19-32	10	24	34	19	69	10	15	3	4	200
FG % 1st Half: 10-20 50.0% 2nd half: 13-29 44.8% Game: 23-49 46.9% Deadball																
3FG % 1st Half: 2-5 40.0% 2nd half: 2-7 28.6% Game: 4-12 33.3% Rebounds																
FT % 1st Half: 9-17 52.9% 2nd half: 10-15 66.7% Game: 19-32 59.4% 6.1																

FG % 1st Half: 10-20 50.0% 2nd half: 13-29 44.8% Game: 23-49 46.9%
3FG % 1st Half: 2-5 40.0% 2nd half: 2-7 28.6% Game: 4-12 33.3%
FT % 1st Half: 9-17 52.9% 2nd half: 10-15 66.7% Game: 19-32 59.4%

Deadball
Rebounds
6,1

Officials: Tim Clougherty, Paul Szelc, Gary Prager
Technical fouls: Arkansas-TEAM. Stanford-None.
Attendance: 4156
2015 NIT Season Tip-Off Consolation Game

Score by periods	1st	2nd	Total
Arkansas	41	25	66
Stanford	31	38	69

GAME 7

Arkansas at Wake Forest Dec 4, 2015 at 6 p.m. at Winston-Salem, N.C. (JVMC)

Arkansas 85 • 3-4

#	Player		Total		3-Ptr	Rebounds			PF	TP	A	TO	Blk	Stl	Min
			FG-FGA	FG-FGA		FT-FTA	Off	Def							
33	Kingsley, Moses	f	5-10	0-0	5-6	4	3	7	4	15	0	2	2	1	24
55	Miles, Keaton	f	3-8	0-1	1-2	2	2	4	4	7	2	4	0	2	26
04	Durham, Jabril	g	4-7	1-3	0-0	0	3	3	4	9	8	1	0	3	30
05	Bell, Anthlon	g	6-16	1-5	0-0	2	2	4	4	13	1	0	0	0	33
24	Whitt, Jimmy	g	2-6	0-0	2-2	0	1	1	2	6	0	0	0	0	15
03	Hannahs, Dusty		5-12	3-8	2-2	0	4	4	3	15	1	1	0	0	29
21	Watkins, Manuale		6-7	0-0	2-3	1	3	4	1	14	3	0	0	2	30
50	Kouassi, Willy		1-3	0-0	4-4	1	0	1	2	6	0	0	2	0	13
	Team					4	1	5							
Totals			32-69	5-17	16-19	14	19	33	24	85	15	8	4	8	200
FG % 1st Half: 14-31 45.2%			2nd half: 18-38 47.4%			Game: 32-69 46.4%			Deadball Rebounds 1.						
3FG % 1st Half: 1-7 14.3%			2nd half: 4-10 40.0%			Game: 5-19 29.2%									
FT % 1st Half: 10-12 83.3%			2nd half: 6-7 85.7%			Game: 16-19 84.2%									

FG % 1st Half: 14-31 45.2% 2nd half: 18-38 47.4% Game: 32-69 46.4%
3FG % 1st Half: 1-7 14.3% 2nd half: 4-10 40.0% Game: 5-17 29.4%
FT % 1st Half: 10-12 83.3% 2nd half: 6-7 85.7% Game: 16-19 84.2%

Deadball
Rebounds
1

Wake Forest 88 • 6-2

#	Player		Total		3-Ptr	Rebounds			PF	TP	A	TO	Blk	Stl	Min	
			FG-FGA	FG-FGA	FT-FTA	Off	Def	Tot								
02	Devin Thomas	f	8-11	0-0	4-6	3	9	12	3	20	2	2	3	0	28	
11	Greg McClinton	f	3-4	0-0	0-0	1	1	2	2	6	0	0	0	0	9	
44	Dinos Mitoglou	f	4-6	2-4	0-0	0	0	0	2	10	0	0	1	0	16	
10	Mitchell Wilbekin	g	3-6	3-6	4-4	0	0	0	2	13	3	2	0	0	33	
13	Bryant Crawford	g	0-8	0-4	4-5	1	3	4	3	4	9	7	0	1	32	
04	Doral Moore		3-5	0-0	0-0	2	2	4	1	6	0	1	0	0	9	
20	John Collins		4-5	0-0	2-3	3	3	6	3	10	0	0	1	0	17	
23	Rondale Watson		1-4	0-2	0-0	1	0	1	0	2	1	0	1	0	15	
25	Cornelius Hudson		5-11	4-6	3-5	1	1	2	1	17	2	3	0	0	28	
43	Trent VanHorn		0-0	0-0	0-0	0	1	1	3	0	1	0	0	0	13	
Team						1	3	4								
Totals				31-60	9-22	17-23	13	23	36	20	88	18	15	6	1	200
FG % 1st Half: 16-34			47.1%	2nd half: 15-26	57.7%	Game: 31-60			51.7%	Deadball/Rebounds						
3FG % 1st Half: 5-12			41.7%	2nd half: 4-10	40.0%	Game: 9-22			40.9%							
FT % 1st Half: 11-11			100.0	2nd half: 6-12	50.0%	Game: 17-23			73.9%	3,2						

FG % 1st Half: 16-34 47.1% 2nd half: 15-26 57.7% Game: 31-60 51.7%
3FG % 1st Half: 5-12 41.7% 2nd half: 4-10 40.0% Game: 9-22 40.9%
FT % 1st Half: 11-11 100.0 2nd half: 6-12 50.0% Game: 17-23 73.9%

Deadball
Rebounds
3,2

Officials: Joe Lindsay, Doug Shows, Jeffrey Anderson
Technical fouls: Arkansas-None. Wake Forest-None.
Attendance: 9488

Score by periods	1st	2nd	Total
Arkansas	39	46	85
Wake Forest	48	40	88

GAME 6

Arkansas vs Northwestern State Dec 1, 2015 at 7 p.m. at Fayetteville, Ark. (Bud Walton Arena)

Northwestern State 78 • 1-6

#	Player	Total			3-Ptr	Rebounds			PF	TP	A	TO	Blk	Stl	Min
		FG-FGA	FG-FGA	FT-FTA		Off	Def	Tot							
13	KILLIAN, MATT	f	3-5	2-3	1-2	1	0	1	1	9	0	0	0	1	25
20	LANE, ISHMAEL	c	6-10	0-0	5-9	1	5	6	3	17	2	3	0	0	25
03	HALL, DEVONTE	g	2-7	1-3	1-1	0	1	1	3	6	7	3	0	0	20
15	METOYER, MALIK	g	0-2	0-2	0-0	0	1	1	2	0	0	3	0	0	11
23	WOODLEY, ZEEK	g	10-15	4-5	2-2	1	4	5	3	26	1	3	1	0	31
01	YANCY, LEVI		1-2	0-0	0-0	1	1	2	2	2	2	3	1	0	13
02	WELCOME, TA'JON		3-8	0-4	0-0	0	3	3	2	6	1	1	1	1	21
10	KISSOONLAL, REGINAL		1-6	1-6	0-0	0	2	2	3	3	0	3	1	0	11
21	THOMPSON, SABRI		3-5	2-4	1-2	0	4	4	3	9	3	2	0	0	25
44	WALKER, BAILEY		0-2	0-2	0-0	0	0	0	2	0	5	4	1	0	18
Team						1	3	4							
Totals			29-62	10-29	10-16	5	24	29	24	78	21	25	5	2	200
FG % 1st Half: 15-31 48.4% 2nd half: 14-31 45.2% Game: 29-62 46.8%															
3FG % 1st Half: 5-12 41.7% 2nd half: 5-17 29.4% Game: 10-19 34.5%															
FT % 1st Half: 3-4 75.0% 2nd half: 7-12 58.3% Game: 10-16 62.5%															
Deadball Rebounds 3															

FG % 1st Half: 15-31 48.4% 2nd half: 14-31 45.2% Game: 29-62 46.8%
3FG % 1st Half: 5-12 41.7% 2nd half: 5-17 29.4% Game: 10-29 34.5%
FT % 1st Half: 3-4 75.0% 2nd half: 7-12 58.3% Game: 10-16 62.5%

Deadball
Rebounds
3

Arkansas 117 • 3-3

#	Player		Total		3-Ptr	Rebounds					PF	TP	A	TO	Blk	Stl	Min
			FG-FGA	FG-FGA	FT-FTA	Off	Def	Tot									
33	Kingsley, Moses	f	7-10	0-0	7-9	4	6	10	1	21	1	0	1	0	23		
55	Miles, Keaton	f	5-7	0-0	1-2	2	1	3	4	11	2	3	0	2	25		
04	Durham, Jabril	g	4-8	1-3	5-6	0	2	2	1	14	10	1	0	5	28		
05	Bell, Anthlon	g	6-11	1-5	4-4	2	5	7	1	17	0	0	0	2	25		
24	Whitt, Jimmy	g	4-11	0-0	2-2	1	2	3	3	10	4	3	1	2	28		
02	Mosiman, Jake		0-1	0-0	0-0	0	0	0	0	0	0	0	0	0	1		
03	Hannahs, Dusty		8-13	3-6	2-2	0	0	0	4	21	1	1	0	2	23		
14	Simmons, Tristan		0-0	0-0	0-0	0	0	0	0	0	0	0	0	0	0+		
15	Jenkins, Lorenzo		1-4	1-1	0-0	0	2	2	0	3	1	0	0	0	7		
21	Watkins, Manuale		4-8	0-0	0-3	3	6	9	1	8	5	0	0	0	22		
50	Kouassi, Willy		5-6	0-0	2-2	3	6	9	2	12	0	2	0	0	18		
Team						0	0	0									
Totals			44-79	6-15	23-30	15	30	45	17	117	24	10	2	13	200		
FG % 1st Half: 20-36 55.6%			2nd half: 24-43 55.8%	Game: 44-79 55.7%		Deadball Rebounds 3,1											
3FG % 1st Half: 1-6 16.7%			2nd half: 5-9 55.6%	Game: 6-15 40.0%													
FT % 1st Half: 13-16 81.3%			2nd half: 10-14 71.4%	Game: 23-30 76.7%													

FG % 1st Half: 20

GAME 9

Arkansas vs Tennessee Tech

Dec. 12, 2015 at 7 p.m. at Fayetteville, Ark. (Bud Walton Arena)

Tennessee Tech 57 • 7-3

#	Player	Total		3-Ptr	Rebounds			PF	TP	A	TO	Blk	Stl	Min
		FG-FGA	FG-FGA		Off	Def	Tot							
13	MARTIN, Ryan	f	3-8	0-2	0-1	0	7	7	4	6	3	2	0	24
35	MORSE, Anthony	f	4-7	0-1	2-7	1	5	6	3	10	1	2	3	31
00	THOMAS, Shirmane	g	2-6	0-0	1-2	1	2	3	2	5	0	2	0	24
04	JUGOVIC, Aleksa	g	4-10	2-5	2-3	0	3	3	3	12	0	1	0	29
12	ROWE, Torrance	g	5-13	4-7	3-4	1	3	4	1	17	4	2	0	32
01	HENDERSON, Markell		0-1	0-1	0-0	1	0	1	1	0	0	0	0	7
02	ROGERS, Hakeem		1-5	1-4	0-0	1	1	2	0	3	1	0	0	7
03	HANSBROUGH, Tre		1-5	0-2	2-3	0	4	4	2	4	3	1	0	18
20	FRAZIER, Savonte		0-1	0-1	0-0	0	0	0	1	0	0	0	0	3
22	ALEXANDER, Courtney		0-1	0-0	0-0	2	0	2	1	0	1	2	1	17
25	RAMSEY, Mason		0-2	0-1	0-0	0	0	0	1	0	0	0	0	8
Team						2	0	2						
Totals			20-59	7-24	10-20	9	25	34	19	57	13	12	4	200

FG % 1st Half: 8-29 27.6% 2nd half: 12-30 40.0% Game: 20-59 33.9% Deadball
3FG % 1st Half: 2-12 16.7% 2nd half: 4-8 50.0% Game: 7-24 29.2% Rebounds
FT % 1st Half: 3-8 37.5% 2nd half: 7-12 58.3% Game: 10-20 50.0% 5,1

Arkansas 83 • 5-4

#	Player	Total		3-Ptr	Rebounds			PF	TP	A	TO	Blk	Stl	Min
		FG-FGA	FG-FGA		Off	Def	Tot							
33	Kingsley, Moses	f	4-10	0-0	2-4	3	10	13	1	10	0	1	8	30
55	Miles, Keaton	f	1-3	0-0	2-3	1	0	1	4	4	0	2	1	8
04	Durham, Jabril	g	2-5	0-2	0-0	0	5	5	2	4	10	2	0	24
05	Bell, Anthlon	g	7-13	4-7	3-4	0	0	0	2	21	0	0	0	27
24	Whitt, Jimmy	g	2-7	0-0	2-2	0	3	3	3	6	4	1	0	26
01	Thompson, Trey		5-7	0-0	0-0	0	7	7	3	10	2	1	2	26
03	Hannahs, Dusty		7-12	3-6	4-6	0	2	2	1	21	1	1	0	22
21	Watkins, Manuale		2-4	0-0	0-0	0	1	1	0	4	3	2	0	20
50	Kouassi, Willy		1-1	0-0	1-2	2	5	7	3	3	1	0	2	17
Team						2	2	4						
Totals			31-62	7-15	14-21	8	35	43	19	83	21	10	13	200

FG % 1st Half: 16-32 50.0% 2nd half: 15-30 50.0% Game: 31-62 50.0% Deadball
3FG % 1st Half: 3-7 42.9% 2nd half: 4-8 50.0% Game: 7-15 46.7% Rebounds
FT % 1st Half: 5-7 71.4% 2nd half: 9-14 64.3% Game: 14-21 66.7% 4

Officials: Karl Hess, Ron Groover, Lamar Simpson
Technical fouls: Tennessee Tech-JUGOVIC, Aleksa; THOMAS, Shirmane.
Arkansas-None.
Attendance: 14336
Estimated Actual Attendance: 6,842

Score by periods	1st	2nd	Total
Tennessee Tech	21	36	57
Arkansas	40	43	83

GAME 11

Arkansas vs North Florida

Dec. 22, 2015 at 7 p.m. at Fayetteville, Ark. (Bud Walton Arena)

North Florida 72 • 10-5

#	Player	Total		3-Ptr	Rebounds			PF	TP	A	TO	Blk	Stl	Min
		FG-FGA	FG-FGA		Off	Def	Tot							
02	BEECH, Beau	f	4-8	1-5	0-0	2	4	6	4	9	1	3	0	27
35	DAVENPORT, Chris	f	1-3	0-0	7-11	1	2	3	3	9	3	1	2	28
11	MACKEY, Trent	g	5-11	5-10	1-2	0	0	0	3	16	0	3	0	34
14	MOORE, Dallas	g	7-16	2-4	1-1	1	4	5	0	17	7	2	0	34
23	MALONGA, Nick	g	0-2	0-2	0-0	0	1	1	2	0	1	2	1	17
01	ODUM, Karlos		0-3	0-0	2-2	1	0	1	1	2	0	0	0	4
10	BLOUNT, Osborn		0-2	0-0	0-0	0	1	1	1	0	0	0	0	3
12	BODAGER, Aaron		2-4	1-3	2-2	0	3	3	1	7	0	0	0	22
15	DAUDA, Ismaila		0-2	0-0	0-0	0	0	0	0	0	1	0	0	3
32	DANIELS, Demarcus		4-8	1-3	3-3	2	3	5	1	12	2	1	1	28
Team						1	2	3						
Totals			23-59	10-27	16-21	8	20	28	16	72	14	14	4	200

FG % 1st Half: 14-30 46.7% 2nd half: 9-29 31.0% Game: 23-59 39.0% Deadball
3FG % 1st Half: 5-15 33.3% 2nd half: 5-12 41.7% Game: 10-27 37.0% Rebounds
FT % 1st Half: 8-13 61.5% 2nd half: 8-8 100.0% Game: 16-21 76.2% 2,1

Arkansas 97 • 6-5

#	Player	Total		3-Ptr	Rebounds			PF	TP	A	TO	Blk	Stl	Min
		FG-FGA	FG-FGA		Off	Def	Tot							
33	Kingsley, Moses	f	11-17	0-0	0-0	4	6	10	2	22	2	1	5	30
55	Miles, Keaton	f	3-5	0-0	1-4	2	7	9	1	7	2	4	0	19
04	Durham, Jabril	g	1-3	0-0	0-0	1	1	2	2	2	7	1	0	23
05	Bell, Anthlon	g	8-17	2-6	2-2	4	1	5	1	20	3	1	0	28
21	Watkins, Manuale	g	5-8	0-0	1-3	3	4	7	2	11	1	1	0	30
01	Thompson, Trey		1-4	0-0	2-2	2	5	7	3	4	5	0	0	21
03	Hannahs, Dusty		2-8	0-1	1-1	0	3	3	1	5	1	1	0	15
24	Whitt, Jimmy		3-6	0-0	0-0	1	1	2	2	6	3	0	0	17
31	Beard, Anton		5-8	2-3	1-2	0	0	0	3	13	3	0	0	17
50	Kouassi, Willy		3-3	0-0	1-2	0	1	1	3	7	0	1	1	10
Team						4	2	6						
Totals			42-79	4-10	9-16	21	31	52	20	97	27	10	6	200

FG % 1st Half: 22-42 52.4% 2nd half: 20-37 54.1% Game: 42-79 53.2% Deadball
3FG % 1st Half: 0-3 0.0% 2nd half: 4-7 57.1% Game: 4-10 40.0% Rebounds
FT % 1st Half: 5-9 55.6% 2nd half: 4-7 57.1% Game: 9-16 56.3% 2

Officials: Olandis Poole, Tim Gattis, Terry Moore
Technical fouls: North Florida-None. Arkansas-None.
Attendance: 14794
Estimated Actual Attendance: 7,281

Score by periods	1st	2nd	Total
North Florida	41	31	72
Arkansas	49	48	97

GAME 10

Arkansas vs Mercer

Dec. 19, 2015 at 7 p.m. at North Little Rock, Ark. (Verizon Arena)

Mercer 69 • 9-2

#	Player	Total		3-Ptr	Rebounds			PF	TP	A	TO	Blk	Stl	Min
		FG-FGA	FG-FGA		Off	Def	Tot							
00	DESMOND RINGER	f	1-3	0-0	0-0	2	2	4	2	2	1	4	3	29
15	STEPHON JELKS	f	5-12	4-7	6-7	3	12	15	3	20	1	1	2	41
01	PHILLIP LEONARD	g	1-5	0-1	3-5	0	0	0	2	5	3	1	0	25
05	JESTIN LEWIS	g	8-18	5-9	0-0	0	9	9	2	21	2	0	1	37
23	DEMETRE RIVERS	g	6-19	1-7	2-2	5	0	5	3	15	1	6	0	27
11	JORDAN STRAWBERRY		1-4	0-1	0-0	0	1	1	0	2	4	2	0	34
22	CORY KILBY		1-2	0-0	0-0	0	1	1	0	2	0	0	0	4
20	ETHAN STAIR		0-2	0-0	0-0	0	6	6	1	0	0	1	0	14
25	LAWRENCE BROWN		1-1	0-0	0-0	0	0	0	3	2	0	0	0	12
52	NIKLAS NEY		0-0	0-0	0-0	0	0	0	1	0	0	0	0	1
55	ANDREW FISHLER		0-0	0-0	0-0	0	1	1	0	0	0	0	0	1
Team						1	2	3						
Totals			24-66	10-25	11-14	11	34	45	17	69	12	15	6	225

FG % 1st Half: 7-30 23.3% 2nd half: 13-27 48.1% OT: 4-9 44.4% Game: 24-66 36.4% Deadball
3FG % 1st Half: 3-13 23.1% 2nd half: 6-10 60.0% OT: 1-2 50.0% Game: 10-25 40.0% Rebounds
FT % 1st Half: 2-2 100.0 2nd half: 3-3 100.0 OT: 6-9 66.7% Game: 11-14 78.6% 2

Arkansas 66 • 5-5

#	Player	Total		3-Ptr	Rebounds			PF	TP	A	TO	Blk	Stl	Min
		FG-FGA	FG-FGA		Off	Def	Tot							
33	Kingsley, Moses	f	8-16	0-0	2-3	5	9	14	4	18	1	1	2	39
55	Miles, Keaton	f	1-5	0-0	2-2	2	0	2	1	4	0	1	1	12
04	Durham, Jabril	g	1-6	1-3	2-2	0	5	5	1	5	5	3	1	33
05	Bell, Anthlon	g	5-8	2-3	4-5	0	3	3	4	16	4	1	0	35
24	Whitt, Jimmy	g	1-6	0-0	0-0	0	1	1	2	2	2	1	0	27
01	Thompson, Trey		2-2	0-0	0-0	0	3	3	1	4	2	1	0	15
03	Hannahs, Dusty		4-12	2-7	0-0	0	5	5	4	10	0	3	0	24
21	Watkins, Manuale		0-1	0-0	0-0	0	2	2	1	0	0	0	0	16
31	Beard, Anton		2-7	2-3	0-1	0	2	2	0	6	0	0	0	28
50	Kouassi, Willy		0-0	0-0	1-2	0	0	0	0	1	0	0	1	6
Team						1	2	3						
Totals			24-63	7-16	11-15	8	32	40	18	66	14	12	5	225

FG % 1st Half: 6-22 27.3% 2nd half: 14-32 43.8% OT: 4-9 44.4% Game: 24-63 38.1% Deadball
3FG % 1st Half: 1-5 20.0% 2nd half: 4-7 57.1% OT: 2-4 50.0% Game: 7-16 43.8% Rebounds
FT % 1st Half: 4-7 57.1% 2nd half: 5-5 100.0 OT: 2-3 66.7% Game: 11-15 73.3% 1

GAME 13

Arkansas at No. 20 Texas A&M
Jan. 2, 2016 at 3:30 p.m. at College Station, Texas (Reed Arena)

Arkansas 69 • 6-7, 0-1 SEC

#	Player	Total		3-Ptr	Rebounds			PF	TP	A	TO	Blk	Stl	Min
		FG-FGA	FG-FGA		Off	Def	Tot							
04	Durham, Jabril	* 2-5	0-1	0-0	0	1	1	2	4	5	2	0	0	17
05	Bell, Anthlon	* 5-13	4-9	2-2	1	5	6	3	16	2	2	0	2	26
21	Watkins, Manuele	* 5-10	0-0	0-1	3	3	6	1	10	4	0	0	0	30
33	Kingsley, Moses	* 3-7	0-0	5-6	4	3	7	2	11	1	3	1	0	26
55	Miles, Keaton	* 0-4	0-0	0-0	0	1	1	1	0	0	2	0	0	9
01	Thompson, Trey	1-3	0-0	4-5	0	6	6	2	6	1	3	1	0	23
03	Hannahs, Dusty	3-5	1-3	3-6	0	1	1	0	10	0	0	0	0	17
24	Whitt, Jimmy	3-5	1-1	1-2	1	0	1	3	8	1	2	0	1	17
31	Beard, Anton	1-6	0-2	0-0	0	3	3	2	2	2	1	0	1	23
50	Kouassi, Willy	1-1	0-0	0-2	1	1	2	3	2	0	0	0	0	12
	Team				1	3	4							
	Totals	24-59	6-16	15-24	11	27	38	19	69	16	15	2	4	200

FG % 1st Half: 10-31 32.3% 2nd half: 14-28 50.0% Game: 24-59 40.7%
3FG % 1st Half: 0-7 0.0% 2nd half: 6-9 66.7% Game: 6-16 37.5%
FT % 1st Half: 6-9 66.7% 2nd half: 9-15 60.0% Game: 15-24 62.5%
Deadball Rebounds 3

Texas A&M 92 • 11-2, 1-0 SEC

#	Player	Total		3-Ptr	Rebounds			PF	TP	A	TO	Blk	Stl	Min
		FG-FGA	FG-FGA		Off	Def	Tot							
11	Anthony Collins	* 2-4	0-1	0-0	0	2	2	0	4	8	1	0	2	29
12	Jalen Jones	* 9-13	4-6	6-7	0	7	7	2	28	0	1	0	2	26
21	Alex Caruso	* 4-5	2-2	1-2	0	3	3	3	11	3	2	0	2	26
23	Danuel House	* 4-9	2-4	4-5	0	3	3	3	14	4	3	1	1	28
34	Tyler Davis	* 0-3	0-0	4-10	3	3	6	3	4	2	1	1	1	19
01	DJ Hogg	3-10	1-7	0-0	1	1	2	0	7	1	0	0	2	19
03	Admon Gilder	3-5	2-4	2-2	0	0	0	3	10	1	0	0	0	16
10	Tonny Trocha-Morelos	5-11	0-0	0-0	5	5	10	2	10	1	0	1	0	22
13	Juan Aparicio	0-1	0-1	0-0	0	0	0	0	0	0	0	0	0	1
22	Frank Byers	0-0	0-0	0-0	0	0	0	0	0	0	0	0	0	1
25	Kyle Dobbins	1-2	0-0	0-0	0	0	0	0	2	0	0	0	0	1
33	TJ Distefano	0-0	0-0	0-0	0	1	1	0	0	0	0	0	0	1
42	Tavario Miller	1-2	0-0	0-0	1	2	3	5	2	0	2	1	1	11
	Team				1	2	3							
	Totals	32-65	11-26	17-26	11	29	40	21	92	20	10	4	11	200

FG % 1st Half: 14-34 41.2% 2nd half: 18-31 58.1% Game: 32-65 49.2%
3FG % 1st Half: 7-16 43.8% 2nd half: 4-10 40.0% Game: 11-26 42.3%
FT % 1st Half: 12-13 92.3% 2nd half: 5-13 38.5% Game: 17-26 65.4%
Deadball Rebounds 4,1Officials: Antonio Petty, Tony Henderson, Sean Casey
Technical fouls: Arkansas-None. Texas A&M-None.
Attendance: 11332

Score by periods	1st	2nd	Total
Arkansas	26	43	69
Texas A&M	47	45	92

GAME 15

Arkansas vs Mississippi State
Jan. 9, 2016 at 2:30 p.m. at Fayetteville, Ark. (Bud Walton Arena)

Mississippi State 68 • 7-7, 0-2 SEC

#	Player	Total		3-Ptr	Rebounds			PF	TP	A	TO	Blk	Stl	Min
		FG-FGA	FG-FGA		Off	Def	Tot							
20	Gavin Ware	f 5-16	0-0	4-4	4	1	5	0	14	2	2	0	1	29
14	Malik Newman	g 3-7	2-5	1-4	0	3	3	2	9	0	2	0	0	30
15	I.J. Ready	g 3-8	1-3	0-0	1	1	2	0	7	7	1	0	1	30
23	Travis Daniels	g 2-5	0-2	0-0	2	0	2	3	4	1	1	0	0	25
32	Craig Sword	g 7-9	2-3	5-8	3	5	8	4	21	0	6	0	1	32
01	Fred Thomas	2-5	1-3	1-2	0	0	0	2	6	1	1	1	0	18
04	Johnny Zupardo	0-1	0-1	2-2	1	2	3	0	2	0	0	0	1	6
11	Q. Weatherspoon	2-13	1-5	0-0	2	4	6	1	5	2	0	1	2	25
35	Aric Holman	0-0	0-0	0-0	0	2	2	0	0	0	1	1	0	5
	Team				2	1	3							
	Totals	24-64	7-22	13-20	15	19	34	12	68	13	14	3	6	200

FG % 1st Half: 13-32 40.6% 2nd half: 11-32 34.4% Game: 24-64 37.5%
3FG % 1st Half: 4-10 40.0% 2nd half: 3-12 25.0% Game: 7-22 31.8%
FT % 1st Half: 2-6 33.3% 2nd half: 11-14 78.6% Game: 13-20 65.0%
Deadball Rebounds 2,2

Arkansas 82 • 8-7, 2-1 SEC

#	Player	Total		3-Ptr	Rebounds			PF	TP	A	TO	Blk	Stl	Min
		FG-FGA	FG-FGA		Off	Def	Tot							
33	Kingsley, Moses	f 3-8	0-0	7-9	2	6	8	1	13	1	3	4	0	28
55	Miles, Keaton	f 1-1	0-0	1-2	0	2	2	3	3	4	1	2	0	20
03	Hannahs, Dusty	g 9-16	8-13	0-0	0	2	2	0	26	1	0	0	3	37
04	Durham, Jabril	g 4-7	2-3	0-0	1	3	4	2	10	12	2	0	6	29
05	Bell, Anthlon	g 9-17	5-7	2-2	0	5	5	2	25	0	0	1	1	33
01	Thompson, Trey	1-1	0-0	0-0	1	4	5	3	2	0	3	2	0	12
21	Watkins, Manuele	0-2	0-0	0-0	0	1	1	2	0	3	2	0	0	17
24	Whitt, Jimmy	0-1	0-0	0-0	0	2	2	0	0	3	0	0	0	10
31	Beard, Anton	1-3	1-1	0-0	0	1	1	2	3	2	2	0	0	10
50	Kouassi, Willy	0-0	0-0	0-0	0	2	2	0	0	0	0	0	0	4
	Team				3	2	5							
	Totals	28-56	16-24	10-13	7	30	37	17	82	23	16	9	10	200

FG % 1st Half: 13-27 48.1% 2nd half: 15-29 51.7% Game: 28-56 50.0%
3FG % 1st Half: 8-13 61.5% 2nd half: 8-11 72.7% Game: 16-24 66.7%
FT % 1st Half: 2-4 50.0% 2nd half: 8-9 88.9% Game: 10-13 76.9%
Deadball Rebounds 3Officials: Anthony Jordan, Brian Shey, Kevin Fehr
Technical fouls: Mississippi State-None. Arkansas-None.
Attendance: 16246
Estimated Actual Attendance: 11157

Score by periods	1st	2nd	Total
Mississippi State	32	36	68
Arkansas	36	46	82

GAME 14

Arkansas vs Vanderbilt
Jan. 5, 2016 at 8:05 p.m. at Fayetteville, Ark. (Bud Walton Arena)

Vanderbilt 85 • 8-6, 0-2 SEC

#	Player	Total		3-Ptr	Rebounds			PF	TP	A	TO	Blk	Stl	Min
		FG-FGA	FG-FGA		Off	Def	Tot							
11	ROBERSON, Jeff	f 1-3	1-2	2-2	1	1	2	3	5	3	2	0	0	23
30	JONES, Damian	c 9-13	0-0	6-10	1	14	15	5	24	2	3	1	0	34
04	BALDWIN IV, Wade	g 4-7	1-2	4-4	0	4	4	5	13	4	8	0	0	27
05	FISHER-DAVIS, Matthe	g 6-12	4-8	4-4	0	3	3	3	20	2	3	0	1	41
13	LACHANCE, Riley	g 3-10	2-5	2-3	0	3	3	4	10	2	2	0	0	40
00	JUSTICE, Camron	0-0	0-0	0-0	0	0	0	0	0	0	1	0	0	2
02	TOYE, Joe	0-1	0-0	0-0	0	0	0	1	0	0	0	0	0	2
03	KORNET, Luke	3-4	2-3	3-4	1	7	8	2	11	3	4	1	0	28
14	JOSEPHS, Carter	0-0	0-0	2-5	1	2	3	0	2	4	2	0	0	18
24	CRESSLER, Nolan	0-2	0-0	0-0	0	1	1	2	0	0	0	0	0	6
40	HENDERSON, Josh	0-0	0-0	0-0	1	0	1	0	0	0	0	0	0	4
	Team				1	0	1							
	Totals	26-52	10-20	23-32	6	35	41	25	85	20	26	2	1	225

FG % 1st Half: 11-23 47.8% 2nd half: 13-23 56.5% OT: 2-6 33.3% Game: 26-52 50.0%
3FG % 1st Half: 6-11 54.5% 2nd half: 3-6 50.0% OT: 1-3 33.3% Game: 10-20 50.0%
FT % 1st Half: 4-6 66.7% 2nd half: 16-22 72.7% OT: 3-4 75.0% Game: 23-32 71.9%
Deadball Rebounds 4,3

Arkansas 90 • 7-7, 1-1 SEC

#	Player	Total		3-Ptr	Rebounds			PF	TP	A	TO	Blk	Stl	Min
		FG-FGA	FG-FGA		Off	Def	Tot							
33	Kingsley, Moses	f 9-17	0-0	7-10	2	6	8	3	25	0	0	0	4	38
55	Miles, Keaton	f 2-4	0-0	1-4	1	2	3	3	5	1	1	3	2	18
03	Hannahs, Dusty	g 2-11	0-3	9-10	3	2	5	1	13	2	0	0	0	34
04	Durham, Jabril	g 2-5	0-1	7-8	0	3	3	4	11	6	2	0	4	33
05	Bell, Anthlon	g 9-18	6-10	2-3	2	1	3	3	26	1	1	0	2	34
01	Thompson, Trey	1-2	0-0	0-0	0	3	3	2	1	1	0	0	0	18
21	Watkins, Manuele	0-3	0-0	0-0	1	2	3	3	0	1	1	0	1	12
24	Whitt, Jimmy	2-6	0-0	0-0	0	1	1	1	4	1	1	2	1	13
31	Beard, Anton	2-5	0-0	0-0	0	1	1	3	4	0	1	0	1	22
50	Kouassi, Willy	0-0	0-0	0-0	0	1	1	3	0	0	0	0	0	3
	Team				2	3	5							
	Totals	29-71	6-14	26-35	11	25	36	27	90	13	8	5	15	225

FG % 1st Half: 13-33 39.4% 2nd half: 13-32 40.6% OT: 3-6 50.0% Game: 29-71 40.8%
3FG % 1st Half: 3-7 42.9% 2nd half: 3-6 50.0% OT: 0-1 0.0% Game: 6-14 42.9%
FT % 1st Half: 11-13 84.6% 2nd half: 8-13 61.5% OT: 7-9 77.8% Game: 26-35 74.3%
Deadball Rebounds 2Officials: Mike Nance, Lee Cassell, Olandis Poole
Technical fouls: Vanderbilt-None. Arkansas-None.
Attendance: 14179
Estimated Actual Attendance: 6,387
Fouled out: Vanderbilt #30, Jones (1:05 OT); #04, Baldwin IV (0:05:2 OT)

Score by periods</

GAME 17

Arkansas at LSU
Jan. 16, 2016 at 7:30 p.m. at Baton Rouge, La. (Maravich Center)

Arkansas 74 • 9-8 (3-2)

#	Player	Total		3-Ptr	Rebounds			PF	TP	A	TO	Blk	Stl	Min
		FG-FGA	FG-FGA		Off	Def	Tot							
33	Kingsley, Moses	f	5-9	0-0	1-2	1	7	8	3	11	2	4	2	33
55	Miles, Keaton	f	1-3	0-0	0-0	1	0	1	4	2	0	0	1	8
03	Hannahs, Dusty	g	3-10	2-5	0-0	1	0	1	2	8	0	1	0	20
04	Durham, Jabril	g	3-6	0-1	1-1	0	0	0	4	7	6	1	0	1
05	Bell, Anthlon	g	7-14	4-7	1-1	0	3	3	1	19	3	3	0	0
01	Thompson, Trey		1-3	0-0	2-2	1	6	7	5	4	1	1	0	0
21	Watkins, Manuale		1-3	0-0	0-0	0	4	4	0	2	1	0	0	1
24	Whitt, Jimmy		3-6	0-0	0-0	0	1	1	2	6	0	1	0	0
31	Beard, Anton		4-7	1-4	2-5	1	4	5	1	11	2	1	0	1
50	Kouassi, Willy		2-5	0-0	0-0	3	2	5	2	4	0	1	2	0
Team						3	2	5			1			
Totals			30-66	7-17	7-11	11	29	40	24	74	15	12	6	7

FG % 1st Half: 15-35 42.9% 2nd half: 15-31 48.4% Game: 30-66 45.5% Deadball Rebounds 2
3FG % 1st Half: 5-12 41.7% 2nd half: 2-5 40.0% Game: 7-17 41.2%
FT % 1st Half: 5-8 62.5% 2nd half: 2-3 66.7% Game: 7-11 63.6%

LSU 76 • 11-6 (4-1)

#	Player	Total		3-Ptr	Rebounds			PF	TP	A	TO	Blk	Stl	Min
		FG-FGA	FG-FGA		Off	Def	Tot							
25	SIMMONS, Ben	f	5-13	0-0	6-10	3	15	18	2	16	3	5	0	0
32	VICTOR II, Craig	f	6-14	0-0	4-8	6	6	12	4	16	0	0	3	1
04	HORNBSBY, Keith	g	3-6	1-2	1-1	0	0	0	0	8	1	2	0	1
05	GRAY, Josh	g	6-8	0-0	3-4	0	1	1	2	15	3	1	0	1
15	PATTERSON, Jalyn	g	3-6	2-5	1-2	0	2	2	1	9	3	0	0	3
02	BLAKENEY, Antonio		3-7	2-4	2-2	1	2	3	1	10	0	0	0	1
21	EPPS, Aaron		1-2	0-1	0-0	0	0	0	2	2	0	2	0	0
22	MALONE, Darcy		0-0	0-0	0-0	0	0	0	0	0	1	0	0	0
55	QUARTERMAN, Tim		0-2	0-0	0-3	0	0	0	1	0	2	0	0	0
Team						1	0	1						
Totals			27-58	5-12	17-31	11	26	37	13	76	13	10	3	7

FG % 1st Half: 12-28 42.9% 2nd half: 15-30 50.0% Game: 27-58 46.6% Deadball Rebounds 5,1
3FG % 1st Half: 3-7 42.9% 2nd half: 2-5 40.0% Game: 5-12 41.7%
FT % 1st Half: 9-18 50.0% 2nd half: 8-13 61.5% Game: 17-31 54.8%

Officials: Mike Nance, Patrick Evans, Terry Moore
Technical fouls: Arkansas-None. LSU-None.
Attendance: 13610
3rd highest paid attendance since the 2006 PMAC renovation

Score by periods	1st	2nd	Total								
Arkansas	40	34	74	Points	In	Off	2nd	Fast	Bench		
LSU	36	40	76	AR	38	13	10	4	27		
				LSU	38	19	15	8	12		

Last FG - AR 2nd-00:37, LSU 2nd-00:05.
Largest lead - AR by 7 1st-02:40, LSU by 6 1st-15:46.
AR led for 15:18. LSU led for 16:36. Game was tied for 08:06.

Score tied - 11 times.
Lead changed - 6 times.

GAME 19

Arkansas at Georgia
Jan. 23, 2016 at 5 p.m. at Athens, Ga. (Stegeman Coliseum)

Arkansas 73 • 9-10, 3-4

#	Player	Total		3-Ptr	Rebounds			PF	TP	A	TO	Blk	Stl	Min
		FG-FGA	FG-FGA		Off	Def	Tot							
33	Kingsley, Moses	f	4-10	0-0	3-9	2	8	10	3	11	2	1	2	1
55	Miles, Keaton	f	2-8	0-1	0-0	0	4	4	4	4	2	1	1	0
03	Hannahs, Dusty	g	9-18	4-7	2-3	2	4	6	2	24	1	3	0	1
04	Durham, Jabril	g	1-4	1-3	2-2	1	2	3	5	6	1	0	1	1
05	Bell, Anthlon	g	2-5	2-5	2-2	1	4	5	2	8	0	2	1	0
01	Thompson, Trey		0-1	0-0	0-0	0	2	2	0	0	2	2	0	0
21	Watkins, Manuale		1-3	0-0	0-1	0	1	1	0	2	0	0	0	0
24	Whitt, Jimmy		0-2	0-0	0-0	1	0	1	0	0	0	0	0	1
31	Beard, Anton		5-9	1-3	7-9	1	1	2	4	18	3	0	0	2
50	Kouassi, Willy		0-1	0-0	1-2	0	0	0	1	1	0	1	0	0
Team						1	2	3			1			
Totals			24-61	8-19	17-28	9	28	37	23	73	14	12	6	8

FG % 1st Half: 9-28 32.1% 2nd half: 13-25 52.0% OT: 2-8 25.0% Game: 24-61 39.3% Deadball Rebounds 6
3FG % 1st Half: 4-10 40.0% 2nd half: 4-7 57.1% OT: 0-2 0.0% Game: 8-19 42.1%
FT % 1st Half: 3-4 75.0% 2nd half: 9-16 56.3% OT: 5-8 62.5% Game: 17-28 60.7%

Georgia 76 • 11-6, 4-3

#	Player	Total		3-Ptr	Rebounds			PF	TP	A	TO	Blk	Stl	Min
		FG-FGA	FG-FGA		Off	Def	Tot							
01	MATEN, Yante	f	6-12	0-0	3-4	4	8	12	2	15	2	0	2	0
04	KESSLER, Houston	f	2-2	0-0	3-4	3	1	4	4	7	0	1	2	0
04	MANN, Charles	g	4-10	0-1	2-6	0	6	6	3	10	5	4	0	1
12	GAINES, Kenny	g	6-15	4-8	0-2	2	3	5	4	16	1	2	0	1
30	FRAZIER, J.J.	g	8-16	4-9	6-10	0	4	4	2	16	3	1	0	3
00	JACKSON II, William		0-1	0-0	0-0	0	0	0	0	0	1	0	0	0
25	GENO, Kenny Paul		0-2	0-2	0-0	1	2	3	2	0	1	0	0	1
32	EDWARDS, Mike		0-1	0-0	0-2	1	6	7	1	0	0	1	1	0
34	OGBEIDE, Derek		0-1	0-0	2-2	0	2	2	3	2	0	3	0	0
Team						2	1	3			1			
Totals			26-60	8-20	16-30	13	33	46	23	76	13	13	5	6

FG % 1st Half: 10-25 40.0% 2nd half: 11-28 39.3% OT: 5-7 71.4% Game: 26-60 43.3% Deadball Rebounds 7
3FG % 1st Half: 4-8 50.0% 2nd half: 4-11 36.4% OT: 0-1 0.0% Game: 8-20 40.0%
FT % 1st Half: 4-6 66.7% 2nd half: 10-17 58.8% OT: 2-7 28.6% Game: 16-30 53.3%

Officials: Brian Shey, Willi CJ Washington, Garrick Shannon
Technical fouls: Arkansas-None. Georgia-None.
Attendance: 10523

Score by periods	1st	2nd	OT	Total								
Arkansas	25	39	9	73	Points	In	Off	2nd	Fast	Bench		
Georgia	28	36	12	76	AR	16	11	3	0	21		
					UGA	20	14	5	5	2		

Last FG - AR OT-00:22, UGA OT-00:31.
Largest lead - AR by 8 1st-14:53, UGA by 8 2nd-12:40.
AR led for 16:54. UGA led for 22:34. Game was tied for 05:16.

Score tied - 10 times.
Lead changed - 17 times.

GAME 18

Arkansas vs No. 23 Kentucky
Jan. 21, 2016 at 6 p.m. at Fayetteville, Ark. (Bud Walton Arena)

Kentucky 80 • 14-4, 4-2 SEC

#	Player	Total		3-Ptr	Rebounds			PF	TP	A	TO	Blk	Stl	Min
		FG-FGA	FG-FGA		Off	Def	Tot							
22	Alex Poythress	f	3-5	0-0	1-2	2	4	6	4	7	0	0	1	0
25	Derek Willis	f	5-8	2-4	0-0	2	5	7	2	12	0	1	4	1
03	Tyler Ulis	g	4-10	2-3	14-15	0	1	1	3	24	5	1	0	1
13	Isaiah Briscoe	g	1-7	0-2	0-0	0	3	4	7	4	2	3	0	0
23	Jamal Murray	g	7-18	1-7	4-5	1	6	7	2	19	1	2	1	1
00	Marcus Lee		2-3	0-0	0-0	1	1	2	5	4	0	1	0	1
01	Skal Labissiere		4-10	0-0	3-4	2	1	3	4	11	0	0	3	1
04	Charles Matthews		0-1	0-0	1-2	2	1	3	0	1	0	0	0	0
10	Jonny David		0-0	0-0	0-0	0	0	0	0	0	0	0	0	0
11	Mychal Mulder		0-0	0-0	0-0	0	1	1	0	0	0	1	0	0
25	Isaac Humphries		0-0	0-0	0-0	0	0	0	0	1	0	0	0	0
24	EJ Floreal		0-0	0-0	0-2	0	1	1	0	0	0	0	0	0
Team						3	2	5						
Totals			26-62	5-16	23-30	16	27	43	25	80	9	6	9	5

FG % 1st Half: 14-36 38.9% 2nd half: 12-26 46.2% Game: 26-62 41.9% Deadball Rebounds 3
3FG % 1st Half: 2-9 22.2% 2nd half: 3-7 42.9% Game: 5-16 31.3%
FT % 1st Half: 6-7 85.7% 2nd half: 17-23 73.9% Game: 23-30 76.7%

Arkansas 66 • 9-9, 3-3 SEC

#	Player		Total		3-Ptr	Rebounds					PF	TP	A	TO	Blk	Stl	Min
			FG-FGA	FG-FGA	FT-FTA	Off	Def	Tot									
33	Kingsley, Moses	f	3-6	0-0	7-10	2	4	6	4	13	0	4	2	1	32		
55	Miles, Keaton	f	2-4	0-0	1-4	0	0	0	0	5	0	1	0	0	12		
03	Hannahs, Dusty	g	7-14	1-5	5-7	2	1	3	3	20	0	2	0	0	33		
04	Durham, Jabril	g	1-5	0-1	1-2	0	2	2	2	3	5	0	0	0	24		
05	Bell, Anthlon	g	5-12	1-4	5-6	1	3	4	4	16	0	1	1	1	28		
01	Thompson, Trey		1-2	0-0	0-0	1	3	4	5	2	3	0	1	0	21		
21	Watkins, Manuale		1-3	0-0	0-0	2	0	2	1	2	1	1	0	0	9		
24	Whitt, Jimmy		0-3	0-0	0-0	0	2	2	2	0	1	0	0	0	14		
31	Beard, Anton		2-6	0-2	1-2	0	5	5	2	5	2	0	1	1	25		
50	Kouassi, Willy		0-0	0-0	0-0	0	0	0	0	0	0	0	0	0	2		
	Team					4	2	6									
Totals			22-55	2-12	20-31	12	22	34	23	66	12	9	5	3	200		

GAME 21

Arkansas vs Texas Tech Jan. 30, 2016 at 3 p.m. at Fayetteville, Ark. (Bud Walton Arena)

Texas Tech 68 • 12-8

#	Player		Total			3-Ptr	Rebounds			PF	TP	A	TO	Blk	Stl	Min
			FG-FGA	FG-FGA	FT-FTA	Off	Def	Tot								
11	SMITH, ZACH	f	8-12	0-3	3-4	1	4	5	2	19	0	2	3	1	42	
34	TEMPLE, MATTHEW	f	0-3	0-1	0-0	0	2	2	3	0	0	0	0	0	15	
00	WILLIAMS, DEVAUGNT	g	5-8	0-1	0-1	1	1	2	1	10	0	2	0	2	24	
12	EVANS, KEENAN	g	4-11	1-2	2-3	2	2	4	1	11	3	2	1	0	37	
02	GOTCHER, TODDRICK	g	3-9	0-2	2-2	4	2	6	5	8	2	0	0	1	36	
20	THOMAS, DEVON	g	0-0	0-0	0-0	0	2	2	2	0	1	1	0	0	7	
03	WILLIAMSON, C.J.	g	1-2	0-1	2-2	0	1	1	1	4	1	0	0	1	14	
05	GRAY, JUSTIN	g	1-4	0-1	0-0	0	3	3	5	2	0	2	0	0	16	
15	ROSS, AARON	g	4-11	0-2	6-7	2	7	9	1	14	0	1	0	2	30	
21	ULVYDAS, ROKAS	g	0-0	0-0	0-0	0	0	0	2	0	0	2	0	0	1	
22	JACKSON, JORDAN	g	0-2	0-0	0-0	0	0	0	0	0	0	0	0	0	3	
Team						3	0	3			2					
Totals			26-62	1-13	15-19	13	24	37	23	68	7	14	4	7	225	

FG % 1st Half: 12-28 42.9% 2nd half: 13-29 44.8% OT: 1-5 20.0% Game: 26-62 41.9% Deadball Rebounds 1
3FG % 1st Half: 1-9 11.1% 2nd half: 0-3 0.0% OT: 0-1 0.0% Game: 1-13 7.7%
FT % 1st Half: 3-6 50.0% 2nd half: 6-7 85.7% OT: 6-6 100.0% Game: 15-19 78.9%

Arkansas 75 • 11-10

#	Player		Total		3-Ptr	Rebounds					PF	TP	A	TO	Blk	Stl	Min
			FG-FGA	FG-FGA	FT-FTA	Off	Def	Tot									
33	Kingsley, Moses	f	6-10	0-0	5-7	5	6	11	2	17	1	2	1	1	1	35	
03	Hannahs, Dusty	g	7-17	3-9	8-8	1	3	4	2	25	2	1	0	1	1	40	
04	Durham, Jabril	g	2-4	0-1	4-4	0	2	2	2	8	5	4	0	1	1	33	
05	Bell, Anthon	g	4-14	3-8	1-2	0	5	5	2	12	1	2	0	1	1	39	
21	Watkins, Manuale	g	3-4	0-0	3-3	2	0	2	0	9	3	0	0	0	0	29	
01	Thompson, Trey		1-1	0-0	0-2	2	7	9	5	2	2	0	4	1	22		
24	Whitt, Jimmy		1-3	0-0	0-0	0	0	0	2	2	0	0	0	0	7		
31	Beard, Anton		0-4	0-1	0-0	0	1	1	3	0	1	1	0	1	16		
50	Kouassi, Willy		0-0	0-0	0-0	0	0	0	0	0	0	0	0	0	2		
55	Miles, Keaton		0-0	0-0	0-2	0	0	0	0	0	0	0	0	0	2		
Team						2	1	3									
Totals				24-57	6-19	21-28	12	25	37	18	75	15	10	5	6	225	

FG % 1st Half: 10-23 43.5% 2nd half: 10-28 35.7% OT: 4-6 66.7% Game: 24-57 42.1% Deadball Rebounds 4,1
3FG % 1st Half: 3-7 42.9% 2nd half: 2-11 18.2% OT: 1-1 100.0% Game: 6-19 31.6%
FT % 1st Half: 6-9 66.7% 2nd half: 9-13 69.2% OT: 6-6 100.0% Game: 21-28 75.0%

Officials: Tony Greene, Patrick Evans, Ted Valentine

Technical fouls: Texas Tech-None. Arkansas-None.

Attendance: 15975

Estimated Actual Attendance: 13,751

Fouled out: Arkansas #1, Thompson (3:38 OT)

Texas Tech #5, Gray (3:02 OT); #20, Gotcher (0:26.6 OT)

Score by periods	1st	2nd	OT	Total
Texas Tech	28	32	8	68
Arkansas	29	31	15	75

Points	In	Off	2nd	Fast	Bench
TTU	34	8	14	10	20
AR	32	15	13	10	4

Last FG - TTU OT-01:24, AR OT-00:53.

Largest lead - TTU by 12 1st-11:31, AR by 11 2nd-13:42.

TTU led for 24:44. AR led for 16:34. Game was tied for 03:42.

Score tied - 6 times.

Lead changed - 7 times.

GAME 23

Arkansas vs Tennessee Feb. 6, 2016 at 7 p.m. at Fayetteville, Ark. (Bud Walton Arena)

Tennessee 67 • 11-12, 4-6 SEC

#	Player		Total			3-Ptr		Rebounds			PF	TP	A	TO	Blk	Stl	Min
			FG-FGA	FG-FGA	FT-FTA	Off	Def	Tot									
04	Moore, Armani	f	4-10	1-2	2-4	1	4	5	1	11	2	1	2	0		36	
05	Schofield, Admiral	f	2-5	1-2	0-0	3	2	5	3	5	1	0	0	0		18	
11	Alexander, Kyle	f	2-4	0-0	0-1	2	1	3	3	4	0	1	1	2		18	
00	Punter, Kevin	g	7-18	4-9	6-8	0	4	4	1	24	7	4	0	2		37	
34	Baulkman, Devon	g	1-3	0-1	0-0	3	1	4	1	2	0	1	1	0		13	
02	Kasongo, Ray	g	0-0	0-0	0-0	0	0	0	0	0	0	0	0	0		5	
03	Hubbs III, Robert	g	1-4	0-0	0-0	0	1	1	0	2	0	1	0	0		16	
15	Mostella, Detrick	g	2-11	1-7	2-2	3	2	5	2	7	0	1	1	0		26	
23	Reese, Derek	g	0-1	0-0	0-0	2	2	4	0	0	1	0	0	1		6	
25	Phillips, Shembari	g	4-9	3-6	1-2	0	0	0	5	12	3	0	0	0		23	
32	Woodson, Brad	g	0-0	0-0	0-0	0	0	0	1	0	0	0	0	0		2	
Team						2	0	2									
Totals			23-65	10-27	11-17	16	17	33	18	67	14	9	5	5		200	

FG % 1st Half: 8-33 24.2% 2nd half: 15-32 46.9% Game: 23-65 35.4% Deadball Rebounds 5
3FG % 1st Half: 2-12 16.7% 2nd half: 8-15 53.3% Game: 10-27 37.0%
FT % 1st Half: 5-8 62.5% 2nd half: 6-9 66.7% Game: 11-17 64.7%

Arkansas 85 • 12-11, 5-5 SEC

#	Player		Total		3-Ptr	Rebounds					PF	TP	A	TO	Blk	Stl	Min
			FG-FGA	FG-FGA	FT-FTA	Off	Def	Tot									
50	Kouassi, Willy	c	1-1	0-0	0-0	1	3	4	0	2	0	0	0	0	0	9	
03	Hannahs, Dusty	g	4-10	3-6	2-2	0	1	1	1	13	0	1	0	0	0	27	
04	Durham, Jabril	g	1-6	1-6	2-2	0	3	3	1	5	4	3	1	0	0	26	
05	Bell, Anthon	g	4-7	2-4	2-2	2	3	5	2	12	1	1	0	0	0	26	
21	Watkins, Manuale	g	3-6	0-0	3-4	0	5	5	3	9	3	0	0	0	3	24	
01	Thompson, Trey	g	1-1	0-0	3-4	3	2	5	3	5	1	2	3	1	1	15	
24	Whitt, Jimmy	g	4-5	2-2	0-0	1	1	2	1	10	2	1	0	1	1	20	
31	Beard, Anton	g	4-10	1-4	3-4	2	2	4	3	12	4	0	0	0	3	21	
33	Kingsley, Moses	g	8-11	0-0	1-5	2	3	5	3	17	1	2	1	1	1	23	
55	Miles, Keaton	g	0-0	0-0	0-2	0	0	0	1	0	1	0	3	0	1	9	
Team						4	2	6									
Totals			30-57	9-22	16-25	15	25	40	18	85	17	10	8	9	200		

FG % 1st Half: 15-29 51.7% 2nd half: 15-28 53.6% Game: 30-57 52.6% Deadball Rebounds 4,2
3FG % 1st Half: 4-9 44.4% 2nd half: 5-13 38.5% Game: 9-22 40.9%
FT % 1st Half: 2-9 22.2% 2nd half: 14-16 87.5% Game: 16-25 64.0%

Officials: Anthony Jordan, Kevin Fehr, Patrick Evans

Technical fouls: Tennessee-None. Arkansas-None.

Attendance: 15970

Estimated Actual Attendance: 14,093

Fouled out: Tennessee #25, Phillips (1:42)

Score by periods	1st	2nd	Total
Tennessee	23	44	67
Arkansas	36	49	85

Points	In	Off	2nd	Fast	Bench
UT	16	14	0	2	21
AR	34	13	15	8	44

Last FG - UT 2nd-00:10, AR 2nd-02:55.

Largest lead - UT None, AR by 24 2nd-04:23.

UT led for 00:00. AR led for 39:31. Game was tied for 00:29.

Score tied - 0 times.

Lead changed - 0 times.

GAME 22

Arkansas at Florida Feb. 3, 2016 at 6 p.m. at Gainesville, Fla. (O'Connell Center)

Arkansas 83 • 11-11, 4-5 SEC

Annals 65-12-17-4-583

##	Player	Total		3-Ptr	Rebounds			PF	TP	A	TO	Blk	Stl	Min	
		FG-FTA	FG-G		FT-FTA	Off	Def								Tot
33	Kingsley, Moses	f	6-10	0-0	3-6	3	6	9	5	15	2	5	1	1	26
03	Hannahs, Dusty	g	7-14	3-7	3-3	2	2	4	3	20	1	1	0	0	32
04	Durham, Jabril	g	4-10	2-5	0-0	2	2	4	2	10	4	2	0	1	28
05	Bell, Anthon	g	7-12	4-5	6-8	0	1	1	4	24	0	0	0	0	29
21	Watkins, Manuale	g	1-3	0-0	1-1	0	1	1	2	3	2	2	0	1	22
01	Thompson, Trey	g	0-0	0-0	0-0	3	2	5	3	0	0	2	0	1	20
24	Whitt, Jimmy	g	1-4	0-1	0-0	1	1	2	2	2	2	0	0	1	8
31	Beard, Anton	g	2-8	1-3	2-2	0	3	3	5	7	2	2	0	0	25
50	Kouassi, Willy	g	0-0	0-0	0-0	0	0	0	1	0	0	0	0	0	3
55	Miles, Keaton	g	1-3	0-0	0-0	0	1	1	0	2	0	0	0	0	7
Team						4	3	7							
Totals			29-64	10-21	15-20	15	22	37	27	83	13	14	1	5	200

FG % 1st Half: 14-30 46.7% 2nd half: 15-34 44.1% Game: 29-64 45.3% Deadball Rebounds 2
3FG % 1st Half: 4-11 36.4% 2nd half: 6-10 60.0% Game: 10-21 47.6%
FT % 1st Half: 5-9 55.6% 2nd half: 10-11 90.9% Game: 15-20 75.0%

Florida 87 • 15-7

GAME 25

Arkansas at Ole Miss
Feb. 13, 2016 at 1:05 p.m. at Oxford, Miss. (The Pavilion)

Arkansas 60 • 12-13, 5-7 SEC

#	Player	Total		3-Ptr	Rebounds			PF	TP	A	TO	Blk	Stl	Min
		FG-FGA	FG-FGA		Off	Def	Tot							
33	Kingsley, Moses	f	8-11	0-0	3-4	6	7	13	2	19	1	5	1	23
03	Hannahs, Dusty	g	0-4	0-2	0-0	0	0	0	4	0	1	1	0	16
04	Durham, Jabril	g	0-7	0-5	5-6	1	1	2	4	5	3	2	0	1
05	Bell, Anthlon	g	3-14	3-9	7-7	0	1	1	1	16	0	1	0	33
21	Watkins, Manuale	g	2-5	0-0	0-0	0	4	4	4	1	1	0	0	18
01	Thompson, Trey	g	0-0	0-0	0-2	0	1	1	0	0	2	0	0	11
02	Mosiman, Jake	g	0-0	0-0	0-0	0	0	0	0	0	0	0	0	0+
14	Simmons, Tristan	g	0-0	0-0	0-0	0	0	0	0	0	0	0	0	0+
24	Whitt, Jimmy	g	3-5	0-0	3-3	0	0	0	4	9	1	2	0	1
31	Beard, Anton	g	2-10	1-4	0-0	2	2	4	1	5	3	0	0	27
50	Kouassi, Willy	g	0-0	0-0	0-0	0	0	0	1	0	0	1	0	0
55	Miles, Keaton	g	0-1	0-0	2-4	1	1	2	2	2	0	0	0	1
Team					1	1	2							
Totals			18-57	4-20	20-26	11	18	29	23	60	12	12	2	9

FG % 1st Half: 13-29 44.8% 2nd half: 5-28 17.9% Game: 18-57 31.6% Deadball Rebounds 4,1
3FG % 1st Half: 2-8 25.0% 2nd half: 2-12 16.7% Game: 4-20 20.0%
FT % 1st Half: 9-10 90.0% 2nd half: 11-16 68.8% Game: 20-26 76.9%

Ole Miss 76 • 16-9, 6-6 SEC

#	Player	Total		3-Ptr	Rebounds			PF	TP	A	TO	Blk	Stl	Min
		FG-FGA	FG-FGA		Off	Def	Tot							
11	Saiz, Sebastian	f	3-7	0-0	5-5	1	3	4	5	11	0	1	0	13
12	Gielo, Tomasz	f	5-9	3-5	2-2	1	4	5	2	15	0	3	0	27
01	Newby, Martavious	g	1-2	0-0	4-4	3	2	5	2	6	4	1	0	3
14	Brooks, Rasheed	g	0-4	0-2	0-0	0	0	0	2	0	2	1	0	20
42	Moody, Stefan	g	4-17	0-7	9-10	3	2	5	2	17	7	7	0	1
02	Escobar, J.T.	g	0-0	0-0	0-0	0	0	0	0	0	0	0	0	0+
03	Davis, Terence	g	0-0	0-0	0-0	0	0	0	0	0	0	0	0	0+
05	Hymon, Marcanvis	g	5-9	0-0	0-0	4	7	11	4	10	1	1	2	28
13	Perez, Anthony	g	4-6	3-4	0-0	2	6	8	3	11	0	3	1	0
20	Fitzpatrick-Dorsey, D	g	2-6	1-2	1-1	1	2	3	3	6	0	1	0	0
30	Coddington, Jake	g	0-0	0-0	0-0	0	0	0	0	0	0	0	0	0+
Team					3	3	6							
Totals			24-60	7-20	21-22	18	29	47	23	76	14	18	2	8

FG % 1st Half: 12-36 33.3% 2nd half: 12-24 50.0% Game: 24-60 40.0% Deadball Rebounds 0,1
3FG % 1st Half: 5-14 35.7% 2nd half: 2-6 33.3% Game: 7-20 35.0%
FT % 1st Half: 6-7 85.7% 2nd half: 15-15 100.0% Game: 21-22 95.5%

Officials: Pat Adams, Vladimir Voyard-Tadal, Terry Moore
Technical fouls: Arkansas-Kingsley, Moses. Ole Miss-Newby, Martavious.
Attendance: 9500

Score by periods	1st	2nd	Total
Arkansas	37	23	60
Ole Miss	35	41	76

Points	In	Off	2nd	Fast	Bench
AR	Paint	T/O	Chance	Break	
OM	22	14	4	2	16
	22	15	15	6	27

Last FG - AR 2nd-03:27, OM 2nd-01:00.
Largest lead - AR by 11 1st-09:56, OM by 18 2nd-01:00.
AR led for 15:45. OM led for 21:35. Game was tied for 02:40.

Score tied - 3 times.
Lead changed - 4 times.

GAME 27

Arkansas vs Missouri
Feb. 20, 2016 at 6:30 p.m. at Fayetteville, Ark. (Bud Walton Arena)

Mizzou 72 • 10-17, 3-11 SEC

#	Player	Total		3-Ptr	Rebounds			PF	TP	A	TO	Blk	Stl	Min
		FG-FGA	FG-FGA		Off	Def	Tot							
24	Puryear, Kevin	f	6-14	1-3	10-11	3	4	7	1	23	2	4	0	1
44	Rosburg, Ryan	f	5-7	0-0	1-2	0	2	2	5	11	0	1	2	17
01	Phillips, Terrence	g	0-6	0-3	2-2	0	5	5	3	2	7	1	1	0
12	Wright, Namon	g	4-10	3-7	1-1	1	11	12	2	12	2	3	0	28
33	Vanleer, Cullen	g	2-4	2-4	0-0	0	1	1	2	6	3	1	0	0
04	Isabell, Tramaime	g	2-6	0-2	2-3	0	2	2	3	6	0	0	0	0
05	Allen, D'Angelo	g	3-5	0-0	0-2	0	1	1	2	6	2	0	0	0
10	Walton, K.J.	g	0-5	0-2	0-0	2	1	3	1	0	1	0	0	1
23	Gant, Jakeenan	g	3-6	0-2	0-1	0	3	3	2	6	1	0	1	0
Team					2	2	4							
Totals			25-63	6-23	16-22	8	32	40	21	72	18	10	4	3

FG % 1st Half: 12-32 37.5% 2nd half: 13-31 41.9% Game: 25-63 39.7% Deadball Rebounds 2,1
3FG % 1st Half: 2-9 22.2% 2nd half: 4-14 28.6% Game: 6-23 26.1%
FT % 1st Half: 4-8 50.0% 2nd half: 12-18 66.7% Game: 16-22 72.7%

Arkansas 84 • 13-14, 6-8 SEC

#	Player	Total		3-Ptr	Rebounds			PF	TP	A	TO	Blk	Stl	Min
		FG-FGA	FG-FGA		Off	Def	Tot							
33	Kingsley, Moses	f	6-12	0-0	3-5	3	9	12	4	15	0	2	1	0
55	Miles, Keaton	f	1-3	0-0	0-1	3	3	6	4	2	3	1	4	1
03	Hannahs, Dusty	g	7-13	4-9	4-4	1	5	6	2	22	2	0	0	1
04	Durham, Jabril	g	5-11	3-6	4-6	0	4	4	2	17	6	0	0	28
05	Bell, Anthlon	g	1-11	1-8	4-4	1	2	3	2	7	2	1	0	0
01	Thompson, Trey	g	2-3	0-0	0-0	1	3	4	3	4	1	0	1	0
21	Watkins, Manuale	g	3-6	0-0	0-0	1	2	3	3	6	2	2	0	0
24	Whitt, Jimmy	g	1-2	1-1	4-4	0	2	2	1	7	0	0	0	0
31	Beard, Anton	g	1-6	1-2	0-0	1	1	2	1	3	2	0	0	1
50	Kouassi, Willy	g	0-0	0-0	1-4	1	1	2	0	1	2	0	1	0
Team					1	2	3							
Totals			27-67	10-26	20-28	13	34	47	22	84	18	7	7	5

FG % 1st Half: 15-33 45.5% 2nd half: 12-34 35.3% Game: 27-67 40.3% Deadball Rebounds 2
3FG % 1st Half: 7-16 43.8% 2nd half: 3-10 30.0% Game: 10-26 38.5%
FT % 1st Half: 6-8 75.0% 2nd half: 14-20 70.0% Game: 20-28 71.4%

Officials: Willi CJ Washington, Patrick Evans, Garrick Shannon
Technical fouls: Mizzou-None. Arkansas-None.
Attendance: 16617
Estimated Actual Attendance: 13,040
Fouled out: Missouri #44, Rosburg (2:17 2H)

Score by periods	1st	2nd	Total
Mizzou	30	42	72
Arkansas	43	41	84

Points	In	Off	2nd	Fast	Bench
MU	Paint	T/O	Chance	Break	
AR	34	5	14	15	18
	30	7	21	7	21

Last FG - MU 2nd-00:26, AR 2nd-00:38.
Largest lead - MU None, AR by 17 1st-02:02.
MU led for 00:00. AR led for 39:51. Game was tied for 00:09.

Score tied - 0 times.
Lead changed - 0 times.

GAME 26

Arkansas vs Auburn
Feb. 17, 2016 at 6 p.m. at Fayetteville, Ark. (Bud Walton Arena)

Auburn 90 • 10-15, 4-9 SEC

#	Player	Total		3-Ptr	Rebounds			PF	TP	A	TO	Blk	Stl	Min
		FG-FGA	FG-FGA		Off	Def	Tot							
00	SPENCER, HORACE	f	3-7	0-0	0-0	2	3	5	4	6	1	3	7	0
12	HARRIS, TYLER	f	8-11	0-0	3-6	2	3	5	2	19	5	3	1	3
02	BROWN, BRYCE	g	9-18	9-14	0-0	0	0	0	2	27	0	3	0	1
05	BOWERS, CINMEON	g	4-6	0-0	6-11	0	10	10	2	14	6	5	1	0
23	LANG, TJ	g	6-7	5-6	0-0	1	0	1	5	17	1	1	0	0
20	WALKER, JONATHAN	g	0-0	0-0	0-0	0	0	0	0	0	0	0	0	0
21	KEIM, PATRICK	g	0-1	0-1	0-2	0	2	2	3	0	1	2	0	1
25	GRANGER, JORDON	g	3-4	1-2	0-0	1	6	7	2	7	4	1	0	1
31	WADDELL, DEVIN	g	0-0	0-0	0-0	0	0	0	0	0	0	0	0	0
44	WILLIAMS, NEW	g	0-0	0-0	0-0	0	0	0	0	0	0	1	0	0
Team					1	4	5							
Totals			33-54	15-23	9-19	7	28	35	20	90	18	21	9	6

FG % 1st Half: 17-28 60.7% 2nd half: 16-26 61.5% Game: 33-54 61.1% Deadball Rebounds 2
3FG % 1st Half: 9-15 60.0% 2nd half: 6-8 75.0% Game: 15-23 65.2%
FT % 1st Half: 3-5 60.0% 2nd half: 6-14 42.9% Game: 9-19 47.4%

Arkansas 86 • 12-14, 5-8 SEC

#	Player		Total		3-Ptr	Rebounds					PF	TP	A	TO	Blk	Stl	Min
			FG-FGA	FG-FGA	FT-FTA	Off	Def	Tot									
33	Kingsley, Moses	f	7-10	0-0	6-14	5	5	10	2	20	0	2	3	4	35		
50	Kouassi, Willy	c	0-0	0-0	0-0	1	0	1	1	0	0	1	0	0	3		
04	Durham, Jabril	g	2-5	2-3	6-8	0	4	4	3	12	10	0	0	4	30		
05	Bell, Anthlon	g	9-18	3-8	0-0	1	2	3	1	21	1	2	1	2	29		
31	Beard, Anton	g	0-5	0-4	2-4	0	1	1	2	2	3	2	0	2	20		
01	Thompson, Trey		2-3	0-0	0-0	0	1	1	1	4	2	3	1	1	20		
03	Hannahs, Dusty		6-17	4-9	2-2	1	3	4	4	18	0	0	0	1	24		
21	Watkins, Manuale		2-3	0-0	3-3	0	2	2	0	7	3	1	1	1	17		
24	Whitt, Jimmy		0-3	0-1	0-0	0	1	1	0	0	2	0	0	0	12		
55	Miles, Keaton		1-2	0-0	0-0	3	1	4	3	2	0	1	1	0	10		
	Team					3	0	3									
Totals			29-66	9-25	19-31	14	20	34	17	86	21	12	7	15	200		

GAME 29

Arkansas at Tennessee
Feb. 27, 2016 at 6:30 p.m. at Knoxville, Tenn. (Thompson-Boling Arena)

Arkansas 75 • 15-14, 8-8

#	Player		Total		3-Ptr	Rebounds					PF	TP	A	TO	Blk	Stl	Min
			FG	FGA	FG-FGA	FT-FTA	Off	Def	Tot								
33	Kingsley, Moses	f	3-8	0-0	3-6	1	7	8	3	9	4	3	4	1		28	
55	Miles, Keaton	f	0-2	0-0	0-1	0	1	1	2	0	0	1	0	0		18	
03	Hannahs, Dusty	g	4-6	3-4	6-7	1	3	4	2	17	0	1	0	2		27	
04	Durham, Jabril	g	2-4	1-3	1-2	0	5	5	2	6	3	0	0	0		23	
05	Bell, Anthlon	g	5-11	4-6	2-2	0	2	2	2	16	1	1	0	0		30	
01	Thompson, Trey		2-3	0-0	1-2	2	5	7	4	5	1	1	1	1		20	
21	Watkins, Manuale		3-7	0-0	0-0	0	1	1	1	6	3	1	0	1		15	
24	Whitt, Jimmy		3-5	0-2	0-0	0	1	1	3	6	0	0	0	1		15	
31	Beard, Anton		3-6	1-4	3-3	1	0	1	2	10	1	1	0	0		20	
50	Kouassi, Willy		0-0	0-0	0-0	0	0	0	0	0	0	0	0	0		4	
	Team					0	3	3									
	Totals		25-52	9-19	16-23	5	28	33	21	75	13	9	5	6		200	

FG % 1st Half: 12-30 40.0% 2nd half: 13-22 59.1% Game: 25-52 48.1% Deadball Rebounds 1
3FG % 1st Half: 5-11 45.5% 2nd half: 4-8 50.0% Game: 9-19 47.4%
FT % 1st Half: 5-9 55.6% 2nd half: 11-14 78.6% Game: 16-23 69.6%

Tennessee 65 • 13-16, 6-10

#	Player		Total		3-Ptr	Rebounds					PF	TP	A	TO	Blk	Stl	Min
			FG-FGA	FG-FGA	FT-FTA	Off	Def	Tot									
04	Moore, Armani	f	6-12	0-1	5-8	1	10	11	1	17	5	2	0	0	0	39	
05	Schofield, Admiral	f	6-13	1-3	2-2	2	7	9	3	15	2	1	0	1	33		
11	Alexander, Kyle	f	1-3	0-0	2-2	4	4	8	3	4	0	2	4	0	22		
25	Phillips, Shembari	g	6-14	1-2	0-0	1	2	3	3	13	2	1	0	0	32		
34	Baulkman, Devon	g	2-9	1-6	2-2	2	1	3	2	7	1	1	0	0	27		
15	Mostella, Detrick		1-8	1-6	0-0	0	1	1	2	3	0	1	0	0	13		
23	Reese, Derek		3-3	0-0	0-0	5	1	6	5	6	2	2	0	0	25		
32	Woodson, Brad		0-3	0-3	0-0	0	1	1	0	0	1	0	0	1	9		
	Team					0	0	0									
	Totals		25-65	4-21	11-14	15	27	42	19	65	13	11	4	2	200		

FG % 1st Half: 13-30 43.3% 2nd half: 12-35 34.3% Game: 25-65 38.5% Deadball Rebounds 0.1
3FG % 1st Half: 2-7 28.6% 2nd half: 2-14 14.3% Game: 4-21 19.0%
FT % 1st Half: 5-7 71.4% 2nd half: 6-7 85.7% Game: 11-14 78.6%

Officials: Antonio Petty, Lee Cassell, Darron George
Technical fouls: Arkansas-None. Tennessee-None.
Attendance: 14413

Score by periods	1st	2nd	Total
Arkansas	34	41	75
Tennessee	33	32	65

Last FG - AR 2nd-02:26, UT 2nd-00:55.
Largest lead - AR by 11 2nd-09:03, UT by 4 1st-19:06.
AR led for 35:08. UT led for 03:29. Game was tied for 01:23.

Points	In Paint	Off T/O	2nd Chance	Fast Break	Bench
AR	26	10	12	21	27
UT	34	4	10	2	9

Score tied - 3 times.
Lead changed - 5 times.

GAME 31

Arkansas vs South Carolina
March 5, 2016 at 4 p.m. at Fayetteville, Ark. (Bud Walton Arena)

South Carolina 76 • 24-7, 11-7 SEC

#	Player		Total			3-Ptr			Rebounds			PF	TP	A	TO	Blk	Stl	Min
			FG	FGA	FG-FGA	FT	FTA	Off	Def	Tot								
14	CHATKEVICIUS, L.	f	5-5	0-0	1-1	2	4	6	3	11	0	1	1	0				20
25	KACINAS, Mindaugas	f	2-7	0-2	6-6	1	5	6	2	10	1	1	0	1				32
00	THORNWELL, Sindarius	g	9-17	2-3	2-4	2	9	11	3	22	6	2	1	1				36
10	NOTICE, Duane	g	6-10	3-6	0-0	0	1	1	2	3	15	3	1	0	2			34
15	DOZIER, PJ	g	1-4	0-0	2-2	0	2	2	2	4	3	6	1	0	0			24
01	STROMAN, Marcus		1-2	1-1	0-1	1	0	1	2	3	2	2	0	1	0			18
02	DOBY, Raymond		3-5	0-1	2-2	1	3	4	1	8	1	0	0	0	0			14
04	GREGORY, Jamall		0-0	0-0	0-0	0	0	0	0	0	0	0	0	0	0			2
20	MCKIE, Justin		1-2	0-0	0-0	0	0	0	0	2	0	0	0	1	0			8
23	COBB, Eric		0-3	0-0	0-0	0	3	3	1	0	0	0	0	0	0			7
30	SILVA, Chris		0-0	0-0	1-2	1	2	3	3	1	0	0	0	0	0			5
	Team					1	2	3										
	Totals		28-55	6-13	14-18	10	31	41	20	76	16	13	4	5				200

FG % 1st Half: 13-27 48.1% 2nd half: 15-28 53.6% Game: 28-55 50.9% Deadball Rebounds 2
3FG % 1st Half: 4-9 44.4% 2nd half: 2-4 50.0% Game: 6-13 46.2%
FT % 1st Half: 6-8 75.0% 2nd half: 8-10 80.0% Game: 14-18 77.8%

Arkansas 61 • 16-15, 9-9 SEC

#	Player		Total		3-Ptr	Rebounds			PF	TP	A	TO	Blk	Stl	Min
			FG	FGA	FG	FGA	FT	FTA							
33	Kingsley, Moses	f	5-9	0-0	3-10	1	6	7	3	13	1	0	3	1	30
55	Miles, Keaton	f	1-2	0-0	0-0	0	1	1	1	2	0	1	0	1	19
03	Hannahs, Dusty	g	5-13	3-9	3-3	0	2	2	2	16	1	0	0	0	29
04	Durham, Jabril	g	1-2	0-0	0-1	1	4	5	1	2	11	2	0	3	30
05	Bell, Anthlon	g	6-17	4-9	0-0	1	1	2	3	16	1	3	0	0	27
01	Thompson, Trey		0-1	0-0	0-0	3	3	6	2	0	0	1	1	1	23
21	Watkins, Manuale		0-3	0-1	0-0	1	0	1	2	0	1	1	0	1	11
24	Whitt, Jimmy		0-2	0-0	4-6	0	0	0	0	4	0	3	0	0	10
31	Beard, Anton		2-5	1-3	0-0	0	0	0	1	5	0	0	0	1	14
50	Kouassi, Willy		1-1	0-0	1-1	0	0	0	0	3	0	0	1	0	7
	Team					1	1	2							
	Totals		21-55	8-22	11-21	8	18	26	15	61	15	11	5	8	200

FG % 1st Half: 7-26 26.9% 2nd half: 14-29 48.3% Game: 21-55 38.2% Deadball Rebounds 5.1
3FG % 1st Half: 2-11 18.2% 2nd half: 6-11 54.5% Game: 8-22 36.4%
FT % 1st Half: 8-13 61.5% 2nd half: 3-8 37.5% Game: 11-21 52.4%

Officials: Olandis Poole, Sean Casey, Joe DeRosa
Technical fouls: South Carolina-None. Arkansas-None.
Attendance: 17106
Estimated Actual Attendance: 14,548

Score by periods	1st	2nd	Total
South Carolina	36	40	76
Arkansas	24	37	61

Last FG - SC 2nd-03:13, AR 2nd-03:56.
Largest lead - SC by 27 2nd-15:04, AR by 4 1st-18:01.
SC led for 34:05. AR led for 03:09. Game was tied for 02:45.

Points	In Paint	Off T/O	2nd Chance	Fast Break	Bench
SC	40	12	13	12	14
AR	20	12	5	14	12

Score tied - 4 times.
Lead changed - 5 times.

GAME 30

Arkansas at Alabama
March 2, 2016 at 8:05 p.m. at Tuscaloosa, Ala. (Coleman Coliseum)

Arkansas 62 • 16-14, 9-8

#	Player		Total		3-Ptr	Rebounds					PF	TP	A	TO	Blk	Stl	Min
			FG-FGA	FG-FGA	FT-FTA	Off	Def	Tot									
33	Kingsley, Moses	f	8-15	0-0	3-5	2	6	8	3	19	0	3	3	1		33	
55	Miles, Keaton	f	2-6	1-1	0-0	1	2	3	3	5	3	1	0	2	21		
03	Hannahs, Dusty	g	4-9	1-3	1-2	1	0	1	2	10	0	0	0	0	28		
04	Durham, Jabril	g	0-1	0-1	0-0	0	3	3	2	0	3	1	0	0	23		
05	Bell, Anthlon	g	5-10	1-4	6-6	0	2	2	1	17	2	0	0	0	30		
01	Thompson, Trey		0-1	0-0	0-0	1	1	2	5	0	1	0	0	0	13		
21	Watkins, Manuale		1-1	0-0	0-0	0	1	1	2	2	2	1	0	0	14		
24	Whitt, Jimmy		1-4	0-1	1-2	0	1	1	0	3	0	0	0	0	10		
31	Beard, Anton		3-8	0-1	0-0	1	3	4	1	6	0	0	0	0	21		
50	Kouassi, Willy		0-3	0-0	0-0	5	0	5	1	0	0	0	0	0	7		
	Team					4	2	6									
	Totals		24-58	3-11	11-15	15	21	36	20	62	11	9	3	3	200		

FG % 1st Half: 15-31 48.4% 2nd half: 9-27 33.3% Game: 24-58 41.4% Deadball Rebounds 0
3FG % 1st Half: 3-6 50.0% 2nd half: 0-5 0.0% Game: 3-11 27.3%
FT % 1st Half: 1-2 50.0% 2nd half: 10-13 76.9% Game: 11-15 73.3%

Alabama 61 • 17-12, 8-9

#	Player	Total			3-Ptr	Rebounds					PF	TP	A	TO	Blk	Stl	Min
		FG	FGA	FG-FGA		Off	Def	Tot									
01	Norris, Riley	f	1-3	0-2	0-0	1	3	4	1	2	0	0	0	0	0	25	
03	Kessens, Michael	f	1-2	0-0	0-1	3	4	7	3	2	0	1	0	0	0	20	
10	Taylor, Jimmie	f	0-2	0-0	2-4	0	1	1	1	2	0	1	2	1	1	11	
04	Edwards, Arthur	g	2-7	2-6	0-0	0	2	2	2	6	3	1	1	0	33		
32	Obasohan, Retin	g	10-19	3-5	9-12	0	2	2	3	32	0	6	0	1	37		
05	Coleman, Justin		1-3	0-2	0-0	0	0	0	0	2	3	0	0	0	29		
11	Hale, Shannon		3-5	1-3	3-4	1	3	4	0	10	0	0	0	1	21		
23	Austin, Brandon		0-0	0-0	0-0	0	1	1	0	0	0	1	0	0	3		
35	Hall, Donta		2-4	0-0	1-2	1	6	7	4	5	1	0	5	1	21		
	Team					1	1	2									
	Totals		20-45	6-18	15-23	7	23	30	14	61	7	10	8	4	200		

ARKANSAS GAME-BY-GAME STATISTICS

Opponent	Date	Score		Total		3-Pointers		Free throws		Rebounds				pf	a	t/o	blk	stl	pts	avg
				fg-fga	pct	3fg-fga	pct	ft-fta	pct	off	def	tot	avg							
SOUTHERN UNIVERSITY	11/13/15	86-68	W	32-66	.485	8-15	.533	14-26	.538	17	26	43	43.0	24	21	14	6	9	86	86.0
AKRON	11/18/15	80-88	L	24-63	.381	6-20	.300	26-32	.813	16	20	36	39.5	23	17	8	4	7	80	83.0
CHARLESTON SOUTHER	11/20/15	93-75	W	32-59	.542	7-13	.538	22-30	.733	10	30	40	39.7	24	23	13	8	6	93	86.3
vs Georgia Tech	11/26/15	73-83	L	26-60	.433	6-14	.429	15-23	.652	9	17	26	36.2	23	14	12	5	6	73	83.0
vs Stanford	11/27/15	66-69	L	23-66	.348	6-17	.353	14-16	.875	19	23	42	37.4	25	15	14	3	7	66	79.6
NORTHWESTERN STATE	12/01/15	117-78	W	44-79	.557	6-15	.400	23-30	.767	15	30	45	38.7	17	24	10	2	13	117	85.8
at Wake Forest	12/04/15	85-88	L	32-69	.464	5-17	.294	16-19	.842	14	19	33	37.9	24	15	8	4	8	85	85.7
EVANSVILLE	12/08/15	89-76	W	28-52	.538	9-13	.692	24-30	.800	6	22	28	36.6	16	18	11	8	10	89	86.1
TENNESSEE TECH	12/12/15	83-57	W	31-62	.500	7-15	.467	14-21	.667	8	35	43	37.3	19	21	10	13	4	83	85.8
MERCER	12/19/15	66-69	Lot	24-63	.381	7-16	.438	11-15	.733	8	32	40	37.6	18	14	12	5	10	66	83.8
NORTH FLORIDA	12/22/15	97-72	W	42-79	.532	4-10	.400	9-16	.563	21	31	52	38.9	20	27	10	6	7	97	85.0
at Dayton	12/30/15	81-85	Lot	28-61	.459	5-15	.333	20-28	.714	10	29	39	38.9	26	14	16	4	4	81	84.7
at Texas A&M	01/02/16	69-92	L	24-59	.407	6-16	.375	15-24	.625	11	27	38	38.8	19	16	15	2	4	69	83.5
VANDERBILT	01/05/16	90-85	Wot	29-71	.408	6-14	.429	26-35	.743	11	25	36	38.6	27	13	8	5	15	90	83.9
MISSISSIPPI STATE	01/09/16	82-68	W	28-56	.500	16-24	.667	10-13	.769	7	30	37	38.5	17	23	16	9	10	82	83.8
at Mizzou	01/12/16	94-61	W	37-59	.627	8-15	.533	12-15	.800	4	24	28	37.9	20	20	6	6	5	94	84.4
at LSU	01/16/16	74-76	L	30-66	.455	7-17	.412	7-11	.636	11	29	40	38.0	24	15	12	6	7	74	83.8
KENTUCKY	01/21/16	66-80	L	22-55	.400	2-12	.167	20-31	.645	12	22	34	37.8	23	12	9	5	3	66	82.8
at Georgia	01/23/16	73-76	Lot	24-61	.393	8-19	.421	17-28	.607	9	28	37	37.7	23	14	12	6	8	73	82.3
TEXAS A&M	01/27/16	74-71	W	25-59	.424	8-21	.381	16-24	.667	8	20	28	37.2	25	17	12	7	7	74	81.9
TEXAS TECH	01/30/16	75-68	Wot	24-57	.421	6-19	.316	21-28	.750	12	25	37	37.2	18	15	10	5	6	75	81.6
at Florida	02/03/16	83-87	L	29-64	.453	10-21	.476	15-20	.750	15	22	37	37.2	27	13	14	1	5	83	81.6
TENNESSEE	02/06/16	85-67	W	30-57	.526	9-22	.409	16-25	.640	15	25	40	37.3	18	17	10	8	9	85	81.8
at Mississippi State	02/09/16	46-78	L	16-72	.222	1-10	.100	13-20	.650	20	19	39	37.4	21	3	10	3	6	46	80.3
at Ole Miss	02/13/16	60-76	L	18-57	.316	4-20	.200	20-26	.769	11	18	29	37.1	23	12	12	2	9	60	79.5
AUBURN	02/17/16	86-90	L	29-66	.439	9-25	.360	19-31	.613	14	20	34	37.0	17	21	12	7	15	86	79.7
MIZZOU	02/20/16	84-72	W	27-67	.403	10-26	.385	20-28	.714	13	34	47	37.3	22	18	7	7	5	84	79.9
LSU	02/23/16	85-65	W	33-61	.541	8-19	.421	11-19	.579	7	31	38	37.4	22	21	13	4	10	85	80.1
at Tennessee	02/27/16	75-65	W	25-52	.481	9-19	.474	16-23	.696	5	28	33	37.2	21	13	9	5	6	75	79.9
at Alabama	03/02/16	62-61	W	24-58	.414	3-11	.273	11-15	.733	15	21	36	37.2	20	11	9	3	3	62	79.3
SOUTH CAROLINA	03/05/16	61-76	L	21-55	.382	8-22	.364	11-21	.524	8	18	26	36.8	15	15	11	5	8	61	78.7
Arkansas		2440		861-1931	.446	214-532	.402	504-723	.697	361	780	1141	36.8	661	512	345	164	232	2440	78.7
Opponents		2322		782-1790	.437	223-624	.357	535-760	.704	340	807	1147	37.0	635	433	445	138	161	2322	74.9

Games played: 31
Points/game: 78.7
FG Pct: 44.6
3FG Pct: 40.2
FT Pct: 69.7

Rebounds/game: 36.8
Assists/game: 16.5
Turnovers/game: 11.1
Assist/turnover ratio: 1.5
Steals/game: 7.5
Blocks/game: 5.3

OPPONENT GAME-BY-GAME STATISTICS

Opponent	Date	Score		Total		3-Pointers		Free throws		Rebounds				pf	a	t/o	blk	stl	pts	avg
				fg-fga	pct	3fg-fga	pct	ft-fa	pct	off	def	tot	avg							
SOUTHERN UNIVERSITY	11/13/15	86-68	W	22-53	.415	4-12	.333	20-28	.714	7	21	28	28.0	22	9	17	5	8	68	68.0
AKRON	11/18/15	80-88	L	29-57	.509	13-28	.464	17-25	.680	13	24	37	32.5	26	16	12	4	3	88	78.0
CHARLESTON SOUTHER	11/20/15	93-75	W	23-66	.348	12-31	.387	17-26	.654	16	17	33	32.7	25	15	13	1	5	75	77.0
vs Georgia Tech	11/26/15	73-83	L	28-60	.467	8-16	.500	19-27	.704	18	32	50	37.0	20	15	16	2	5	83	78.5
vs Stanford	11/27/15	66-69	L	23-49	.469	4-12	.333	19-32	.594	10	24	34	36.4	19	10	15	3	4	69	76.6
NORTHWESTERN STATE	12/01/15	117-78	W	29-62	.468	10-29	.345	10-16	.625	5	24	29	35.2	24	21	25	5	2	78	76.8
at Wake Forest	12/04/15	85-88	L	31-60	.517	9-22	.409	17-23	.739	13	23	36	35.3	20	18	15	6	1	88	78.4
EVANSVILLE	12/08/15	89-76	W	28-57	.491	3-17	.176	17-19	.895	8	20	28	34.4	23	17	14	6	7	76	78.1
TENNESSEE TECH	12/12/15	83-57	W	20-59	.339	7-24	.292	10-20	.500	9	25	34	34.3	19	13	12	4	3	57	75.8
MERCER	12/19/15	66-69	Lot	24-66	.364	10-25	.400	11-14	.786	11	34	45	35.4	17	12	15	6	6	69	75.1
NORTH FLORIDA	12/22/15	97-72	W	23-59	.390	10-27	.370	16-21	.762	8	20	28	34.7	16	14	14	4	5	72	74.8
at Dayton	12/30/15	81-85	Lot	26-56	.464	8-24	.333	25-36	.694	8	28	36	34.8	28	16	14	6	7	85	75.7
at Texas A&M	01/02/16	69-92	L	32-65	.492	11-26	.423	17-26	.654	11	29	40	35.2	21	20	10	4	11	92	76.9
VANDERBILT	01/05/16	90-85	Wot	26-52	.500	10-20	.500	23-32	.719	6	35	41	35.6	25	20	26	2	1	85	77.5
MISSISSIPPI STATE	01/09/16	82-68	W	24-64	.375	7-22	.318	13-20	.650	15	19	34	35.5	12	13	14	3	6	68	76.9
at Mizzou	01/12/16	94-61	W	19-49	.388	3-15	.200	20-23	.870	8	19	27	35.0	19	8	14	2	3	61	75.9
at LSU	01/16/16	74-76	L	27-58	.466	5-12	.417	17-31	.548	11	26	37	35.1	13	13	10	3	7	76	75.9
KENTUCKY	01/21/16	66-80	L	26-62	.419	5-16	.313	23-30	.767	16	27	43	35.6	25	9	6	9	5	80	76.1
at Georgia	01/23/16	73-76	Lot	26-60	.433	8-20	.400	16-30	.533	13	33	46	36.1	23	13	13	5	6	76	76.1
TEXAS A&M	01/27/16	74-71	W	19-48	.396	5-13	.385	28-35	.800	12	30	42	36.4	25	10	21	2	6	71	75.8
TEXAS TECH	01/30/16	75-68	Wot	26-62	.419	1-13	.077	15-19	.789	13	24	37	36.4	23	7	14	4	7	68	75.5
at Florida	02/03/16	83-87	L	26-51	.510	5-19	.263	30-36	.833	8	23	31	36.2	20	13	13	4	9	87	76.0
TENNESSEE	02/06/16	85-67	W	23-65	.354	10-27	.370	11-17	.647	16	17	33	36.0	18	14	9	5	5	67	75.6
at Mississippi State	02/09/16	46-78	L	27-51	.529	4-12	.333	20-27	.741	10	40	50	36.6	17	16	17	9	4	78	75.7
at Ole Miss	02/13/16	60-76	L	24-60	.400	7-20	.350	21-22	.955	18	29	47	37.0	23	14	18	2	8	76	75.7
AUBURN	02/17/16	86-90	L	33-54	.611	15-23	.652	9-19	.474	7	28	35	37.0	20	18	21	9	6	90	76.3
MIZZOU	02/20/16	84-72	W	25-63	.397	6-23	.261	16-22	.727	8	32	40	37.1	21	18	10	4	3	72	76.1
LSU	02/23/16	85-65	W	20-57	.351	7-24	.292	18-29	.621	10	23	33	36.9	18	15	13	3	7	65	75.7
at Tennessee	02/27/16	75-65	W	25-65	.385	4-21	.190	11-14	.786	15	27	42	37.1	19	13	11	4	2	65	75.3
at Alabama	03/02/16	62-61	W	20-45	.444	6-18	.333	15-23	.652	7	23	30	36.9	14	7	10	8	4	61	74.9
SOUTH CAROLINA	03/05/16	61-76	L	28-55	.509	6-13	.462	14-18	.778	10	31	41	37.0	20	16	13	4	5	76	74.9
Opponents		2322		782-1790	.437	223-624	.357	535-760	.704	340	807	1147	37.0	635	433	445	138	161	2322	74.9
Arkansas		2440		861-1931	.446	214-532	.402	504-723	.697	361	780	1141	36.8	661	512	345	164	232	2440	78.7

Games played: 31
Points/game: 74.9
FG Pct: 43.7
3FG Pct: 35.7
FT Pct: 70.4

Rebounds/game: 37.0
Assists/game: 14.0
Turnovers/game: 14.4
Assist/turnover ratio: 1.0
Steals/game: 5.2
Blocks/game: 4.5

2015-16 ARKANSAS LAST 10 GAMES

RECORD:	OVERALL	HOME	AWAY	NEUTRAL
ALL GAMES	5-5	3-2	2-3	0-0
CONFERENCE	5-5	3-2	2-3	0-0
NON-CONFERENCE	0-0	0-0	0-0	0-0

#	Player	gp-gs	min	avg	Total		3-Point		F-Throw		Rebounds				pf	dq	a	to	blk	stl	pts	avg
					fg-fga	fg%	3fg-fga	3fg%	ft-fa	ft%	off	def	tot	avg								
33	Kingsley, Moses	10-9	290	29.0	58-103	.563	0-0	.000	36-70	.514	27	60	87	8.7	30	1	13	26	21	12	152	15.2
05	Bell, Anthlon	10-10	280	28.0	48-124	.387	25-60	.417	29-31	.935	6	19	25	2.5	19	0	12	14	1	6	150	15.0
03	Hannahs, Dusty	10-9	268	26.8	46-109	.422	24-58	.414	22-27	.815	6	18	24	2.4	27	0	9	8	0	6	138	13.8
24	Whitt, Jimmy	10-0	146	14.6	21-50	.420	5-12	.417	17-21	.810	4	10	14	1.4	18	0	7	7	0	4	64	6.4
04	Durham, Jabril	10-10	269	26.9	17-58	.293	10-32	.313	19-27	.704	6	34	40	4.0	19	0	50	10	1	13	63	6.3
31	Beard, Anton	10-1	198	19.8	22-74	.297	6-31	.194	10-14	.714	8	13	21	2.1	21	1	17	7	0	10	60	6.0
21	Watkins, Manuale	10-4	169	16.9	16-41	.390	0-1	.000	9-12	.750	3	19	22	2.2	18	0	19	11	1	9	41	4.1
01	Thompson, Trey	10-0	184	18.4	13-20	.650	0-0	.000	6-12	.500	17	25	42	4.2	27	1	9	11	10	7	32	3.2
55	Miles, Keaton	10-5	137	13.7	7-22	.318	1-1	1.000	2-8	.250	11	15	26	2.6	21	0	8	6	8	8	17	1.7
50	Kouassi, Willy	10-2	59	5.9	4-8	.500	0-0	.000	2-6	.333	12	5	17	1.7	6	0	0	2	3	1	10	1.0
02	Mosiman, Jake	1-0	0	0.0	0-0	.000	0-0	.000	0-0	.000	0	0	0	0.0	0	0	0	0	0	0	0	0.0
14	Simmons, Tristan	1-0	0	0.0	0-0	.000	0-0	.000	0-0	.000	0	0	0	0.0	0	0	0	0	0	0	0	0.0
Team											23	18	41					5				
Total.....		10	2000		252-609	.414	71-195	.364	152-228	.667	123	236	359	35.9	206	3	144	107	45	76	727	72.7
Opponents.....		10	2000		251-566	.443	70-200	.350	165-227	.727	109	273	382	38.2	190	-	144	135	52	53	737	73.7

TEAM STATISTICS

	AR	OPP
SCORING	727	737
Points per game	72.7	73.7
Scoring margin	-1.0	-
FIELD GOALS-ATT	252-609	251-566
Field goal pct	.414	.443
3 POINT FG-ATT	71-195	70-200
3-point FG pct	.364	.350
3-pt FG made per game	7.1	7.0
FREE THROWS-ATT	152-228	165-227
Free throw pct	.667	.727
F-Throws made per game	15.2	16.5
REBOUNDS	359	382
Rebounds per game	35.9	38.2
Rebounding margin	-2.3	-
ASSISTS	144	144
Assists per game	14.4	14.4
TURNOVERS	107	135
Turnovers per game	10.7	13.5
Turnover margin	+2.8	-
Assist/turnover ratio	1.3	1.1
STEALS	76	53
Steals per game	7.6	5.3
BLOCKS	45	52
Blocks per game	4.5	5.2
ATTENDANCE	79811	50731
Home games-Avg/Game	5-15962	5-10146
Neutral site-Avg/Game	-	0-0

Date	Opponent		Score	Att.
* 02/03/16	at Florida	L	83-87	9013
* 02/06/16	TENNESSEE	W	85-67	15970
* 02/09/16	at Mississippi State	L	46-78	6272
* 02/13/16	at Ole Miss	L	60-76	9500
* 02/17/16	AUBURN	L	86-90	14351
* 02/20/16	MIZZOU	W	84-72	16617
* 02/23/16	LSU	W	85-65	15767
* 02/27/16	at Tennessee	W	75-65	14413
* 03/02/16	at Alabama	W	62-61	11533
* 03/05/16	SOUTH CAROLINA	L	61-76	17106

% = North Little Rock, Ark. (Verizon Arena)

* = Conference Game

Score by Periods	1st	2nd	Totals
Arkansas	345	382	727
Opponents	343	394	737

2015-16 ARKANSAS LAST FIVE GAMES

RECORD:	OVERALL	HOME	AWAY	NEUTRAL
ALL GAMES	4-1	2-1	2-0	0-0
CONFERENCE	4-1	2-1	2-0	0-0
NON-CONFERENCE	0-0	0-0	0-0	0-0

#	Player	gp-gs	min	avg	Total		3-Point		F-Throw		Rebounds								a	to	blk	stl	pts	avg
					fg-fga	fg%	3fg-fga	3fg%	ft-fa	ft%	off	def	tot	avg	pf	dq								
03	Hannahs, Dusty	5-5	139	27.8	27-53	.509	14-31	.452	14-18	.778	3	12	15	3.0	12	0	6	3	0	3	82	16.4		
33	Kingsley, Moses	5-5	153	30.6	28-55	.509	0-0	.000	21-39	.538	10	37	47	9.4	15	0	9	11	14	4	77	15.4		
05	Bell, Anthlon	5-5	138	27.6	22-58	.379	12-31	.387	12-12	1.000	2	11	13	2.6	10	0	9	9	0	3	68	13.6		
24	Whitt, Jimmy	5-0	70	14.0	10-21	.476	3-7	.429	9-12	.750	0	5	5	1.0	7	0	0	4	0	1	32	6.4		
04	Durham, Jabril	5-5	128	25.6	9-22	.409	5-12	.417	5-9	.556	1	22	23	4.6	8	0	29	3	0	5	28	5.6		
31	Beard, Anton	5-0	84	16.8	11-33	.333	3-14	.214	3-3	1.000	4	4	8	1.6	7	0	5	1	0	3	28	5.6		
01	Thompson, Trey	5-0	101	20.2	10-14	.714	0-0	.000	2-4	.500	9	16	25	5.0	17	1	4	3	4	3	22	4.4		
21	Watkins, Manuale	5-0	67	13.4	7-18	.389	0-1	.000	1-2	.500	2	5	7	1.4	8	0	10	6	0	4	15	3.0		
55	Miles, Keaton	5-5	85	17.0	4-14	.286	1-1	1.000	0-2	.000	4	7	11	2.2	14	0	6	5	4	5	9	1.8		
50	Kouassi, Willy	5-0	35	7.0	2-5	.400	0-0	.000	2-5	.400	6	2	8	1.6	2	0	0	1	2	1	6	1.2		
	Team										7	11	18					3						
	Total.....	5	1000		130-293	.444	38-97	.392	69-106	.651	48	132	180	36.0	100	1	78	49	24	32	367	73.4		
	Opponents.....	5	1000		118-285	.414	29-99	.293	74-106	.698	50	136	186	37.2	92	-	69	57	23	21	339	67.8		

TEAM STATISTICS	AR	OPP
SCORING	367	339
Points per game	73.4	67.8
Scoring margin	+5.6	-
FIELD GOALS-ATT	130-293	118-285
Field goal pct	.444	.414
3 POINT FG-ATT	38-97	29-99
3-point FG pct	.392	.293
3-pt FG made per game	7.6	5.8
FREE THROWS-ATT	69-106	74-106
Free throw pct	.651	.698
F-Throws made per game	13.8	14.8
REBOUNDS	180	186
Rebounds per game	36.0	37.2
Rebounding margin	-1.2	-
ASSISTS	78	69
Assists per game	15.6	13.8
TURNOVERS	49	57
Turnovers per game	9.8	11.4
Turnover margin	+1.6	-
Assist/turnover ratio	1.6	1.2
STEALS	32	21
Steals per game	6.4	4.2
BLOCKS	24	23
Blocks per game	4.8	4.6
ATTENDANCE	49490	25946
Home games-Avg/Game	3-16497	2-12973
Neutral site-Avg/Game	-	0-0

Date	Opponent		Score	Att.
* 02/20/16	MIZZOU	w	84-72	16617
* 02/23/16	LSU	w	85-65	15767
* 02/27/16	at Tennessee	w	75-65	14413
* 03/02/16	at Alabama	w	62-61	11533
* 03/05/16	SOUTH CAROLINA	L	61-76	17106

% = North Little Rock, Ark. (Verizon Arena)
 * = Conference Game

Score by Periods	1st	2nd	Totals
Arkansas	169	198	367
Opponents	158	181	339

2015-16 ARKANSAS SEC-ONLY STATISTICS

RECORD:	OVERALL	HOME	AWAY	NEUTRAL
ALL GAMES	9-9	6-3	3-6	0-0
CONFERENCE	9-9	6-3	3-6	0-0
NON-CONFERENCE	0-0	0-0	0-0	0-0

#	Player	gp-gs	min	avg	Total		3-Point		F-Throw		Rebounds				pf	dq	a	to	blk	stl	pts	avg
					fg-fga	fg%	3fg-fga	3fg%	ft-fa	ft%	off	def	tot	avg								
05	Bell, Anthlon	18-18	517	28.7	96-224	.429	52-113	.460	45-49	.918	12	42	54	3.0	37	0	21	23	4	14	289	16.1
33	Kingsley, Moses	18-17	537	29.8	99-181	.547	0-0	.000	80-134	.597	46	104	150	8.3	51	1	25	40	40	23	278	15.4
03	Hannahs, Dusty	18-16	494	27.4	92-205	.449	47-107	.439	45-57	.789	14	31	45	2.5	38	0	14	18	0	13	276	15.3
31	Beard, Anton	18-1	375	20.8	43-125	.344	12-51	.235	23-34	.676	10	31	41	2.3	39	1	31	14	2	18	121	6.7
04	Durham, Jabril	18-18	460	25.6	31-94	.330	14-44	.318	30-40	.750	10	49	59	3.3	42	1	103	24	1	27	106	5.9
24	Whitt, Jimmy	18-0	248	13.8	36-89	.404	6-15	.400	19-25	.760	7	21	28	1.6	31	0	12	16	2	8	97	5.4
21	Watkins, Manuale	18-6	306	17.0	29-74	.392	0-1	.000	9-17	.529	9	37	46	2.6	31	1	33	15	1	12	67	3.7
01	Thompson, Trey	18-0	331	18.4	22-36	.611	0-0	.000	14-23	.609	21	53	74	4.1	56	4	19	23	18	8	58	3.2
55	Miles, Keaton	18-12	264	14.7	15-49	.306	1-2	.500	7-20	.350	13	26	39	2.2	43	0	16	13	18	11	38	2.1
50	Kouassi, Willy	17-2	118	6.9	8-18	.444	0-0	.000	3-10	.300	16	13	29	1.7	16	0	0	4	5	1	19	1.1
02	Mosiman, Jake	1-0	0	0.0	0-0	.000	0-0	.000	0-0	.000	0	0	0	0.0	0	0	0	0	0	0	0	0.0
14	Simmons, Tristan	1-0	0	0.0	0-0	.000	0-0	.000	0-0	.000	0	0	0	0.0	0	0	0	0	0	0	0	0.0
Team											38	34	72					7				
Total.....		18	3650		471-1095	.430	132-333	.396	275-409	.672	196	441	637	35.4	384	8	274	197	91	135	1349	74.9
Opponents.....		18	3650		450-1024	.439	124-344	.360	322-454	.709	201	491	692	38.4	353	-	250	249	82	98	1346	74.8

TEAM STATISTICS	AR	OPP	Date	Opponent	Score	Att.
SCORING	1349	1346	* 01/02/16	at Texas A&M	L 69-92	11332
Points per game	74.9	74.8	* 01/05/16	VANDERBILT	Wot 90-85	14179
Scoring margin	+0.2	-	* 01/09/16	MISSISSIPPI STATE	W 82-68	16246
FIELD GOALS-ATT	471-1095	450-1024	* 01/12/16	at Mizzou	W 94-61	6627
Field goal pct	.430	.439	* 01/16/16	at LSU	L 74-76	13610
3 POINT FG-ATT	132-333	124-344	* 01/21/16	KENTUCKY	L 66-80	18588
3-point FG pct	.396	.360	* 01/23/16	at Georgia	Lot 73-76	10523
3-pt FG made per game	7.3	6.9	* 01/27/16	TEXAS A&M	W 74-71	14410
FREE THROWS-ATT	275-409	322-454	* 02/03/16	at Florida	L 83-87	9013
Free throw pct	.672	.709	* 02/06/16	TENNESSEE	W 85-67	15970
F-Throws made per game	15.3	17.9	* 02/09/16	at Mississippi State	L 46-78	6272
REBOUNDS	637	692	* 02/13/16	at Ole Miss	L 60-76	9500
Rebounds per game	35.4	38.4	* 02/17/16	AUBURN	L 86-90	14351
Rebounding margin	-3.1	-	* 02/20/16	MIZZOU	W 84-72	16617
ASSISTS	274	250	* 02/23/16	LSU	W 85-65	15767
Assists per game	15.2	13.9	* 02/27/16	at Tennessee	W 75-65	14413
TURNOVERS	197	249	* 03/02/16	at Alabama	W 62-61	11533
Turnovers per game	10.9	13.8	* 03/05/16	SOUTH CAROLINA	L 61-76	17106
Turnover margin	+2.9	-				
Assist/turnover ratio	1.4	1.0				
STEALS	135	98				
Steals per game	7.5	5.4				
BLOCKS	91	82				
Blocks per game	5.1	4.6				
ATTENDANCE	143234	92823				
Home games-Avg/Game	9-15915	9-10314				
Neutral site-Avg/Game	-	0-0				

% = North Little Rock, Ark. (Verizon Arena)
 * = Conference Game

Score by Periods	1st	2nd	OT	Totals
Arkansas	622	705	22	1349
Opponents	621	705	20	1346

2015-16 ARKANSAS COMBINED STATISTICS

RECORD:	OVERALL	HOME	AWAY	NEUTRAL
ALL GAMES	16-15	13-5	3-8	0-2
CONFERENCE	9-9	6-3	3-6	0-0
NON-CONFERENCE	7-6	7-2	0-2	0-2

#	Player	gp-gs	min	avg	Total		3-Point		F-Throw		Rebounds				pf	dq	a	to	blk	stl	pts	avg
					fg-fga	fg%	3fg-fga	3fg%	ft-fita	ft%	off	def	tot	avg								
33	Kingsley, Moses	31-30	914	29.5	179-322	.556	0-0	.000	140-216	.648	99	186	285	9.2	90	4	39	61	75	35	498	16.1
03	Hannahs, Dusty	31-19	834	26.9	162-357	.454	79-179	.441	93-108	.861	19	55	74	2.4	67	0	29	40	0	20	496	16.0
05	Bell, Anthlon	31-29	887	28.6	170-392	.434	89-199	.447	65-76	.855	22	68	90	2.9	68	1	39	35	7	20	494	15.9
31	Beard, Anton	22-1	458	20.8	55-157	.350	19-65	.292	26-40	.650	10	38	48	2.2	48	1	40	16	2	23	155	7.0
24	Whitt, Jimmy	31-10	542	17.5	75-191	.393	6-16	.375	38-48	.792	11	41	52	1.7	64	0	35	30	6	20	194	6.3
04	Durham, Jabril	31-31	856	27.6	57-165	.345	19-67	.284	61-76	.803	15	94	109	3.5	69	1	198	55	2	52	194	6.3
21	Watkins, Manuale	31-9	611	19.7	69-143	.483	0-1	.000	25-46	.543	27	65	92	3.0	54	1	65	23	3	27	163	5.3
01	Thompson, Trey	28-1	493	17.6	37-61	.607	0-0	.000	16-31	.516	28	93	121	4.3	83	5	36	32	27	13	90	3.2
15	Jenkins, Lorenzo	1-0	7	7.0	1-4	.250	1-1	1.000	0-0	.000	0	2	2	2.0	0	0	1	0	0	0	3	3.0
55	Miles, Keaton	31-23	472	15.2	35-102	.343	1-4	.250	20-46	.435	33	53	86	2.8	79	1	29	33	23	19	91	2.9
50	Kouassi, Willy	30-2	250	8.3	21-36	.583	0-0	.000	20-36	.556	25	35	60	2.0	39	0	1	10	19	3	62	2.1
14	Simmons, Tristan	2-0	0	0.0	0-0	.000	0-0	.000	0-0	.000	0	0	0	0.0	0	0	0	0	0	0	0	0.0
02	Mosiman, Jake	2-0	1	0.5	0-1	.000	0-0	.000	0-0	.000	0	0	0	0.0	0	0	0	0	0	0	0	0.0
Team											72	50	122				10					
Total.....		31	6325		861-1931	.446	214-532	.402	504-723	.697	361	780	1141	36.8	661	14	512	345	164	232	2440	78.7
Opponents.....		31	6325		782-1790	.437	223-624	.357	535-760	.704	340	807	1147	37.0	635	-	433	445	138	161	2322	74.9

TEAM STATISTICS	AR	OPP	Date	Opponent	Score	Att.
SCORING	2440	2322	11/13/15	SOUTHERN UNIVERSITY	W 86-68	14158
Points per game	78.7	74.9	11/18/15	AKRON	L 80-88	14041
Scoring margin	+3.8	-	11/20/15	CHARLESTON SOUTHERN	W 93-75	14203
FIELD GOALS-ATT	861-1931	782-1790	11/26/15	vs Georgia Tech	L 73-83	1283
Field goal pct	.446	.437	11/27/15	vs Stanford	L 66-69	4156
3 POINT FG-ATT	214-532	223-624	12/01/15	NORTHWESTERN STATE	W 117-78	13984
3-point FG pct	.402	.357	12/04/15	at Wake Forest	L 85-88	9488
3-pt FG made per game	6.9	7.2	12/08/15	EVANSVILLE	W 89-76	13980
FREE THROWS-ATT	504-723	535-760	12/12/15	TENNESSEE TECH	W 83-57	14336
Free throw pct	.697	.704	% 12/19/15	MERCER	Lot 66-69	9120
F-Throws made per game	16.3	17.3	12/22/15	NORTH FLORIDA	W 97-72	14794
REBOUNDS	1141	1147	12/30/15	at Dayton	Lot 81-85	13455
Rebounds per game	36.8	37.0	* 01/02/16	at Texas A&M	L 69-92	11332
Rebounding margin	-0.2	-	* 01/05/16	VANDERBILT	Wot 90-85	14179
ASSISTS	512	433	* 01/09/16	MISSISSIPPI STATE	W 82-68	16246
Assists per game	16.5	14.0	* 01/12/16	at Mizzou	W 94-61	6627
TURNOVERS	345	445	* 01/16/16	at LSU	L 74-76	13610
Turnovers per game	11.1	14.4	* 01/21/16	KENTUCKY	L 66-80	18588
Turnover margin	+3.2	-	* 01/23/16	at Georgia	Lot 73-76	10523
Assist/turnover ratio	1.5	1.0	* 01/27/16	TEXAS A&M	W 74-71	14410
STEALS	232	161	01/30/16	TEXAS TECH	Wot 75-68	15975
Steals per game	7.5	5.2	* 02/03/16	at Florida	L 83-87	9013
BLOCKS	164	138	* 02/06/16	TENNESSEE	W 85-67	15970
Blocks per game	5.3	4.5	* 02/09/16	at Mississippi State	L 46-78	6272
ATTENDANCE	267825	121205	* 02/13/16	at Ole Miss	L 60-76	9500
Home games-Avg/Game	18-14879	11-10524	* 02/17/16	AUBURN	L 86-90	14351
Neutral site-Avg/Game	-	2-2720	* 02/20/16	MIZZOU	W 84-72	16617
			* 02/23/16	LSU	W 85-65	15767
			* 02/27/16	at Tennessee	W 75-65	14413
			* 03/02/16	at Alabama	W 62-61	11533
			* 03/05/16	SOUTH CAROLINA	L 61-76	17106

% = North Little Rock, Ark. (Verizon Arena)

* = Conference Game