



ARKANSAS RAZORBACKS

1 National Championship » 6 Final Four Appearances » 10 Sweet 16 Appearances » 31 NCAA Appearances

2017-18 SCHEDULE »

Overall: 0-0 | SEC: 0-0 | H: 0-0 | A: 0-0 | N: 0-0

OCTOBER	TV	W/L	SCORE
27 Central Oklahoma#	None	W	78-66

NOVEMBER

3 Missouri Western#	None	W	88-74
10 Samford	SEC Network +		7 p.m.
12 Bucknell	SEC Network		5 p.m.
17 Fresno State	SEC Network +		7 p.m.
23 vs. Oklahoma^	ESPN2		4 p.m.
24 vs. UNC/Portland^	ESPN/3		TBD
26 vs. TBD^	TBD		TBD

DECEMBER

2 at Houston	CBS Sports		6:30 p.m.
5 Colorado State	SEC Network +		7 p.m.
9 Minnesota	SEC Network		5:45 p.m.
16 vs. Troy+	None		7 p.m.
19 Oral Roberts	SEC Network +		7 p.m.
27 CSU Bakersfield	SEC Network		7 p.m.
30 Tennessee*	SEC Network		TBD

JANUARY

2 at Mississippi State*	SEC Network		8 p.m.
6 at Auburn*	ESPNU		5 p.m.
10 LSU*	SEC Network		8 p.m.
13 Missouri*	ESPN2		5 p.m.
17 at Florida*	ESPN2		6 p.m.
20 Ole Miss*	SEC Network		2:30 p.m.
23 at Georgia*	SEC Network		5:30 p.m.
27 Oklahoma State%	ESPN2		5 p.m.
30 at Texas A&M*	ESPNU		8 p.m.

FEBRUARY

3 at LSU*	SEC Network		2:30 p.m.
6 South Carolina*	ESPN2		6 p.m.
10 Vanderbilt*	SEC Network		7:30 p.m.
13 at Ole Miss*	SEC Network		6 p.m.
17 Texas A&M*	ESPN/2		3 p.m.
20 Kentucky*	ESPN		8 p.m.
24 at Alabama*	SEC Network		5 p.m.
27 Auburn*	SEC Network		8 p.m.

MARCH

3 at Missouri*	ESPN/2		5 p.m.
7-11 at SEC Tournament	St. Louis		TBD

Exhibition Game

+ at Verizon Arena (North Little Rock, Ark.)

^ Phil Knight Invitational (Portland, Oregon)

% Big12/SEC Challenge

* SEC Game

THE MATCHUP »

ARKANSAS RAZORBACKS (0-0)

Head Coach: Mike Anderson (Tulsa '82)

Record at Arkansas: 128-74 (7th Season)

Overall Record: 328-172 (16th Season)



VS



SAMFORD BULLDOGS (0-0)

Head Coach: Scott Padgett (Kentucky '99)

Record at SU: 47-54 (4th Season)

Overall Record: 47-54 (4th Season)

#FASTEST40 STORYLINES »

• Arkansas opens its 95th season of basketball in 2017-18 and the seventh under head coach Mike Anderson.

• The Razorbacks are one of three high-major programs in the country with at least six seniors on their team this season.

• Arkansas is picked to finish sixth in the SEC by the media and has finished higher than it was picked each of the last four seasons.

• The Razorbacks are coming off their best free throw performance in 55 years after shooting 76.1 percent from the charity stripe last season.

• Arkansas returns three of its top five scorers, 62 percent of minutes played, 59 percent of scoring and 53 percent of rebounding from last year's team.

• During the Mike Anderson era, Arkansas is tied for the fourth-most home victories in the country with 95. Arkansas is one of four teams with 95-plus wins and 15 or fewer losses at home over the last six seasons.

THE BEST SCORERS IN AMERICA »

• Sports Illustrated ranked the top 100 scorers in college basketball entering the 2017-18 season and Arkansas has two of the top 80 impact players in the country in Daryl Macon and Jaylen Barford.

• Arkansas is one of three teams in the SEC with two players ranked among the top 80 scorers in the country, joining Kentucky and Ole Miss.

• Macon is ranked No. 44 after scoring 13.4 points per game last year, while Barford is No. 79 after adding 12.8 points per contest as a junior.

GAMEDAY INFORMATION »

DATE: Friday, Nov. 10, 2017 | 7 p.m. CT

LOCATION: Bud Walton Arena (Fayetteville, Ark.)

TV: SEC Network Plus

TALENT: Brett Dolan (PXP), Manuale Watkins (Analyst)

RADIO: Razorback/IMG Sports Network

TALENT: Phil Elson (PXP), Matt Zimmerman (Analyst)

STATS: ArkansasRazorbacks.com | StatBroadcast

SERIES RECORD: Arkansas leads, 2-0

NEXT UP: vs. Bucknell - Sunday, Nov. 12 at 5 p.m.

HOGS IN SEASON OPENERS »

• The Razorbacks have won 43 straight home openers, including a 24-0 record in openers inside Bud Walton Arena.

• Arkansas has won 22 consecutive season openers and have opened the year in the win column in 44 of the last 46 seasons.



• Mike Anderson coached teams have never lost a season opener, going 15-0 with an average margin of victory of 16.5 points.



HOW THEY COMPARE » BY THE NUMBERS » *2016-17 Stats Listed

	79.3	.460	.365	36.0	13.9	4.8	7.7	73.9	.418	.332	-0.6	1.2
	≈				≈	≈	≈	≈	≈			≈
POINTS	FG%	3FG%	BOARDS	ASSISTS	BLOCKS	STEALS	SCORING DEFENSE	FG% DEFENSE	3FG% DEFENSE	REBOUND MARGIN	AST-TO RATIO	
	≈	≈	≈	≈	≈	≈	≈	≈	≈	≈	≈	≈
	78.7	.469	.395	36.1	11.6	2.4	6.1	75.9	.429	.331	+0.6	1.2

#FASTEST40



NUMERICAL ROSTER »

No.	Name	Pos.	Ht.	Wt.	Yr.	Hometown/High School/Last School
0	Jaylen Barford	G	Sr.	6-3	202	Jackson, Tenn./South Side HS/Motlow State CC
1	Trey Thompson	F	Sr.	6-9	265	Madison Ark./Forrest City HS
2	Adrio Bailey	F	So.	6-6	204	Campti, La./Lakeview HS
3	Khalil Garland	G	Fr.	6-5	198	Little Rock, Ark./Parkview HS
4	Daryl Macon	G	Sr.	6-3	185	Little Rock, Ark./Parkview HS/Holmes CC
5	Arlando Cook	F	Sr.	6-8	215	St. Louis, Mo./Madison Prep/Connors State College
10	Daniel Gafford	F	Fr.	6-11	217	El Dorado, Ark./El Dorado HS
11	Jalen Harris*	G	So.	6-2	166	Raleigh, N.C./Word of God Christian Academy/New Mexico
13	Dustin Thomas	F	Sr.	6-8	225	Texarkana, Texas/Pleasant Grove HS/Colorado
15	Jonathan Holmes	G	So.	5-10	190	Columbia, Ill./Columbia HS
20	Darius Hall	F	Fr.	6-6	202	Little Rock, Ark./Mills University Studies HS
22	Gabe Osabuohien	F	Fr.	6-8	219	Toronto, Canada/Southwest Christian Academy
23	C.J. Jones	G	So.	6-5	175	Birmingham, Ala./Central Park Christian
31	Anton Beard	G	Sr.	6-0	198	N. Little Rock, Ark./North Little Rock HS

*Will sit out the 2017-18 season due to NCAA transfer rules

COACHING STAFF »

Title	Name	Experience	Alma Mater
Head Coach	Mike Anderson	7th Year	Tulsa, '82
Associate Head Coach	Melvin Watkins	7th Year	Charlotte, '77
Assistant Coach	TJ Cleveland	7th Year	Arkansas, '02
Assistant Coach	Scotty Thurman	2nd Year	Philander-Smith, '03
Director of Operations	Matt Zimmerman	7th Year	Arkansas, '90
Director of S-A Development	Jeff Daniels	7th Year	Montevallo, '82
Video Coordinator	Will Bartlett	7th Year	Missouri, '09
Graduate Assistant	Riley Hall	2nd Year	Arkansas, '16
Graduate Assistant	Velton Kennedy	1st Year	Arkansas, '17
Athletic Trainer	Dave England	35th Year	Arkansas, '80



#0 Jaylen Barford
Sr. | G | 6-3 | 202 | Jackson, Tenn.



#1 Trey Thompson
Sr. | F | 6-9 | 265 | Madison, Ark.



#2 Adrio Bailey
So. | F | 6-6 | 204 | Campti, La.



#3 Khalil Garland
Fr. | G | 6-5 | 198 | Little Rock, Ark.



#4 Daryl Macon
Sr. | G | 6-3 | 185 | Little Rock, Ark.



#5 Arlando Cook
Sr. | F | 6-8 | 215 | St. Louis, Mo.



#10 Daniel Gafford
Fr. | F | 6-11 | 234 | El Dorado, Ark.



#11 Jalen Harris
So. | G | 6-2 | 164 | Raleigh, N.C.



#13 Dustin Thomas
Sr. | F | 6-8 | 225 | Texarkana, Texas



#15 Jonathan Holmes
So. | G | 5-10 | 190 | Columbia, Ill.



#20 Darius Hall
Fr. | F | 6-6 | 210 | Little Rock, Ark.



#22 Gabe Osabuohien
Fr. | F | 6-8 | 219 | Toronto, Canada



#23 C.J. Jones
So. | G | 6-5 | 175 | Birmingham, Ala.



#31 Anton Beard
Sr. | G | 6-0 | 185 | North Little Rock, Ark.



Mike Anderson
Head Coach | 7th Season

A-Z ROSTER »

No.	Name	Yr.
2	Bailey, Adrio	So.
0	Barford, Jaylen	Sr.
31	Beard, Anton	Sr.
5	Cook, Arlando	Sr.
10	Gafford, Daniel	Fr.
3	Garland, Khalil	Fr.
20	Hall, Darius	Fr.
11	Harris, Jalen	So.
15	Holmes, Jonathan	So.
23	Jones, C.J.	So.
4	Macon, Daryl	Sr.
22	Osabuohien, Gabe	Fr.
13	Thomas, Dustin	Sr.
1	Thompson, Trey	Sr.

BY STATE »

Alabama (1)		
23	C.J. Jones	Birmingham, Ala.
Arkansas (6)		
1	Trey Thompson	Madison Ark.
3	Khalil Garland	Little Rock, Ark.
4	Daryl Macon	Little Rock, Ark.
10	Daniel Gafford	El Dorado, Ark.
20	Darius Hall	Little Rock, Ark.
31	Anton Beard	N. Little Rock, Ark.
Canada (1)		
22	Gabe Osabuohien	Toronto
Illinois (1)		
15	Holmes, Jonathan	Columbia, Ill.
Louisiana (1)		
2	Adrio Bailey	Campti, La.
Missouri (1)		
5	Arlando Cook	St. Louis, Mo.
North Carolina (1)		
11	Jalen Harris*	Raleigh, N.C.
Tennessee (1)		
0	Jaylen Barford	Jackson, Tenn.
Texas (1)		
13	Dustin Thomas	Texarkana, Texas

BY CLASS »

SENIORS (6)		Pos.
0	Jaylen Barford	Sr.
1	Trey Thompson	Sr.
4	Daryl Macon	Sr.
5	Arlando Cook	Sr.
13	Dustin Thomas	Sr.
31	Anton Beard	Sr.
SOPHOMORES (4)		
2	Adrio Bailey	So.
11	Jalen Harris*	So.
15	Jonathan Holmes	So.
23	C.J. Jones	So.
FRESHMEN (4)		
3	Khalil Garland	Fr.
10	Daniel Gafford	Fr.
20	Darius Hall	Fr.
22	Gabe Osabuohien	Fr.

THE PRONUNCIATIONS »

Adrio Bailey: A-Dree-O
Gabe Osabuohien: oh-sah-BOY-en

A LOOK AT THE OTHER GUYS »

- Samford posted a 20-16 record last year and reached the 20-win plateau for the first time in 11 years.

- The Bulldogs return 12 of their 13 players from a season ago, including 97-percent of their scoring production.

- Head coach Scott Padgett played two games in Bud Walton during his days at Kentucky, playing one minute in 1994-95, and adding 10 points in 26 minutes of action in 1996-97.

- Arkansas is 2-0 in the all-time series with Samford, but the two teams will meet in Bud Walton Arena for the first time on Friday.

Date	Location	Result	Score
11/11/17	Fayetteville	--	--
11/24/89	Pine Bluff	W	97-67
12/05/85	Fayetteville	W	72-51

THE NON-CON SLATE »

- Arkansas is slated to play 13 non-conference games this year, with seven of those picked to finish in the top four of their respective league standings.

- The Razorbacks will play preseason favorite and defending Patriot League champion Bucknell in the second game of the year.

- Arkansas will have the chance to play three Final Four teams from last year during the regular season.

- Arkansas will tip it up against a pair of teams ranked in the Mid-Major Top 25 poll, Bucknell checking in at No. 6, followed by Samford at No. 20.

Opponent	Conference	Picked
Bucknell	Patriot	1st
Minnesota	Big 10	2nd
Samford	Southern	2nd
North Carolina^	Atlantic Coast	2nd
Troy	Sun Belt	3rd
CSU Bakersfield	Western Athletic	4th
Fresno State	Mountain West	4th
Colorado State	Mountain West	5th
Houston	American	6th
Oklahoma	Big 12	6th
Oral Roberts	Summit	7th
Portland^	West Coast	9th
Oklahoma State	Big 12	10th

^Could play on day two at the Phil Knight Invitational

PLENTY OF HELP TO GO AROUND »

- The Razorbacks return their top four assists leaders from SEC play a year ago as big man Trey Thompson showed off his passing ability and led the way with 36 helpers in 18 league games.

- According to @HogStats, Thompson is the tallest player in Arkansas history with more career assists (93) than made field goals (72).

BEST RETURNING DUO IN 24 YEARS »

- Jaylen Barford and Daryl Macon are the first Razorback duo since Scotty Thurman and Corliss Williamson to return after both players recorded 450-plus points and 70-plus assists the previous season. (via @HogStats)

Player	Season	Assists	Points
Daryl Macon	2016-17	80	483
Jaylen Barford	2016-17	72	459
Corliss Williamson	1993-94	74	695
Scotty Thurman	1993-94	103	539

EXCEEDING EXPECTATIONS »

- After being picked to finish sixth in the SEC by the media, Arkansas is looking to finish higher than it was picked for the fifth straight season.

Year	Picked	Finished
2017-18	6th	TBD
2016-17	5th	T-3rd
2015-16	11th	T-8th
2014-15	3rd	2nd
2013-14	8th	5th

SUSTAINED SUCCESS »

- The Razorbacks are one of four teams in the league to finish .500 or better in SEC play each of the last five years.

- Arkansas and Kentucky are the only schools to finish in the top three of the SEC in two of the last three years.

THE ART OF ORGANIZED CHAOS »

- During the Mike Anderson era over the last six years, Arkansas is tied for sixth in the country and ranks second among high major programs in forcing the opponent to 25-plus turnovers in a game. It's happened nine times and the Razorbacks are 9-0 in those contests. During the same span, Arkansas is 27-2 when forcing 20 turnovers in a game.

CLOSE CALLS »

- Dating back to last season, the Razorbacks are 6-0 in their last six contests decided by one possession, the longest such streak since the 1994-95 season.

- Arkansas has won seven straight games decided by four points or less, including five of those coming away from Bud Walton Arena.



RECORD BREAKDOWN

At Home (Bud Walton Arena)	0-0
On The Road	0-0
Neutral	0-0
White Uniforms	0-0
Cardinal Uniforms	0-0
Anthracite Uniforms	0-0

HALFTIME/LEADS/OVERTIME

Leading at the half, home	0-0
Leading at the half, road/neutral	0-0
Tied at the half, home	0-0
Tied at the half, road/neutral	0-0
Trailing at the half, home	0-0
Trailing at the half, road/neutral	0-0
Games decided by 5 points or fewer	0-0
Games decided by 10 points or fewer	0-0
Leading with 5:00 left	0-0
Leading with 2:00 left	0-0
Overtime games	0-0

OFFENSE

Scoring less than 70 points	0-0
Scoring 70-79 points	0-0
Scoring 80-89 points	0-0
Scoring 90-99 points	0-0
Scoring 100+ points	0-0
2 Players Or Less in Double Figures	0-0
3 Players in Double Figures	0-0
4 Players in Double Figures	0-0
5 Players in Double Figures	0-0
6 Players in Double Figures	0-0
7 Players in Double Figures	0-0
1 Player Scores 20 Points	0-0
2 Players Score 20 Points	0-0
When shooting 50 percent or higher	0-0
When shooting less than 50 percent	0-0

REBOUNDING/TURNOVERS

When outrebounding opponent	0-0
When outrebounded	0-0
When rebounds are even	0-0
When grabbing 10+ offensive reb	0-0
When forcing 15+ turnovers	0-0
When committing less than 15 turnovers	0-0
When committing 15+ turnovers	0-0

Top Scorers (Includes Ties)

--	0-0
--	0-0
--	0-0

Top Rebounders (Includes Ties)

--	0-0
--	0-0

Months

In November	0-0
In December	0-0
In January	0-0
In February	0-0
In March	0-0

NEWS AND NOTES »

• Arkansas has recorded eight victories over AP Top 25 teams during the Mike Anderson era, including at least one in five of his six years. Last season, the Razorbacks went on the road and defeated No. 21 and eventual Final Four participant South Carolina.

• Daryl Macon and Jaylen Barford are looking to become the fifth and sixth players in program history to score 1,000 points as a Razorback in just two seasons. They could follow in the footsteps of Martin Terry, Scotty Thurman, Todd Day, Dusty Hannahs and Bobby Portis.

Player	Games	Years	PPG	Total Points
Martin Terry	52	1972-73	26.3	1,368
Scotty Thurman	65	1993-94	16.6	1,079
Todd Day	67	1989-90	16.5	1,109
Dusty Hannahs	68	2016-17	15.4	1,047
Bobby Portis	70	2014-15	15.0	1,047
Daryl Macon	36	2017	13.4	483
Jaylen Barford	36	2017	12.8	459

MISCELLANEOUS STATISTICS »

Double-Figure Scoring Games

Player	13-14	14-15	15-16	16-17	17-18	Career
Anton Beard	--	8	7	14	--	29
Jaylen Barford	--	--	--	27	--	27
Daryl Macon	--	--	--	27	--	27
Dustin Thomas	1	3	--	4	--	8
Trey Thompson	--	0	2	0	--	2
C.J. Jones	--	--	--	2	--	2
Adrio Bailey	--	--	--	1	--	1

20-Point Scoring Games

Player	13-14	14-15	15-16	16-17	17-18	Career
Jaylen Barford	--	--	--	5	--	5
Daryl Macon	--	--	--	3	--	3

30-Point Scoring Games

Player	13-14	14-15	15-16	16-17	17-18	Career
Daryl Macon	--	--	--	1	--	1

3 + Three-Pointers in a Game

Player	13-14	14-15	15-16	16-17	17-18	Career
Daryl Macon	--	--	--	11	--	11
Anton Beard	--	2	1	2	--	5
Jaylen Barford	--	--	--	2	--	2
Dustin Thomas	0	1	--	0	--	1
C.J. Jones	--	--	--	1	--	1

5 + Three-Pointers in a Game

Player	13-14	14-15	15-16	16-17	17-18	Career
Daryl Macon	--	--	--	1	--	1

Double Figure Rebounding Games

Player	13-14	14-15	15-16	16-17	17-18	Career
Trey Thompson	--	0	0	1	--	1

Double-Doubles

Player	13-14	14-15	15-16	16-17	17-18	Career
--	--	--	--	--	--	--

5 + Assist Games

Player	13-14	14-15	15-16	16-17	17-18	Career
Daryl Macon	--	--	--	5	--	5
Anton Beard	--	0	0	2	--	2
Trey Thompson	--	0	1	1	--	2
Jaylen Barford	--	--	--	1	--	1

3 + Steals in a Game

Player	13-14	14-15	15-16	16-17	17-18	Career
Anton Beard	--	4	1	2	--	7
Jaylen Barford	--	--	--	6	--	6
Daryl Macon	--	--	--	2	--	2
Dustin Thomas	0	1	--	1	--	2
Trey Thompson	--	0	0	1	--	1
Adrio Bailey	--	--	--	1	--	1

3 + Blocks in a Game

Player	13-14	14-15	15-16	16-17	17-18	Career
Trey Thompson	--	0	2	1	--	3
C.J. Jones	--	--	--	1	--	1
Arlando Cook	--	--	--	1	--	1

MIKE ANDERSON



CAREER NUMBERS

At Arkansas: 128-74 (7th Year)

2017-18 » 0-0
2016-17 » 26-10 (NCAA, Second Round)
2015-16 » 16-16
2014-15 » 27-9 (NCAA, Third Round)
2013-14 » 22-12 (NIT, Second Round)
2012-13 » 19-13
2011-12 » 18-14

At Missouri: 111-57 (5 Years)

2010-11 » 23-11 (NCAA Second Round)
2009-10 » 23-11 (NCAA Second Round)
2008-09 » 31-7 (NCAA Elite Eight)
2007-08 » 16-16
2006-07 » 18-12

At Alabama-Birmingham (UAB): 89-41 (4 Years)

2005-06 » 24-7 (NCAA First Round)
2004-05 » 22-11 (NCAA Second Round)
2003-04 » 22-10 (NCAA Sweet 16, C-USA Co-Champs)
2002-03 » 21-13 (NIT Quarterfinals)

Overall Record **328-172 (16th Year)**

IT'S A NUMBERS GAME

Postseason Tournaments

1 2 3 4 5 6 7 8 9 10

20-Win Seasons

1 2 3 4 5 6 7 8 9 10

NCAA Tournaments

1 2 3 4 5 6 7 8

30-Win Seasons

1

Losing Seasons

0

PERSONAL INFO

Born: Dec. 12, 1959
Hometown: Birmingham, Ala.
Alma Mater: Tulsa (1982)
Wife: Marcheita
Children: Darcheita, Michael Jr., Yvonne
Date Named Head Coach at Arkansas: March 23, 2011

HEAD COACH
7TH SEASON AT ARKANSAS
16TH SEASON OVERALL

Razorback Nation welcomed home one of its own on March 23, 2011, when Mike Anderson was named the 12th head men's basketball coach in Arkansas history. Charged with bringing back the winning tradition that was synonymous with the Razorback program throughout the '80s and '90s, Anderson enters his seventh season at Arkansas and 16th year as a head coach in 2017-18.

Anderson continued to bring Razorback basketball back to national relevance in 2016-17, leading Arkansas to a 26-10 record, a spot in the SEC Tournament Championship game and on the brink of knocking off the eventual National Champion North Carolina Tar Heels with the Sweet 16 on the line.

The Razorbacks posted the seventh-most wins in program history last season, as Anderson led his squad to 12 SEC victories for the fifth time in school history and captured six conference road victories, tying the 1994 championship team and the 2015 NCAA Tournament squad for the most in the SEC era. The Razorbacks ended the season 8-3 in their last 11 SEC road contests, the best stretch since the end of the 1993-94 and beginning of the 1994-95 seasons. Arkansas used its second-best free throw percentage in school history (.761) to post a 4-0 record in games decided by one possession and a perfect 24-0 mark when leading with two minutes left in the contest.

The outlook on Razorback basketball has never been brighter, as Anderson welcomes a top-25 recruiting class to Fayetteville for the upcoming season that features four of the top five players in the state of Arkansas. Three of the four players are listed as four-star prospects by ESPN as Anderson's staff continues to land the best talent in the state.

During the last four years, 17 current or former players have received their degree from the University of Arkansas, including five individuals during the 2016-17 season. Seniors Dusty Hannahs, Moses Kingsley and Manuale Watkins walked across the stage, while junior Trey Thompson participated in commencement and is scheduled to complete his degree in December and wear the coveted "SEC Graduate" patch on his uniform during the 2017-18 campaign. Former Razorback great and all-time assist leader Kareem Reid walked across the stage 18 years after his final game as a Hog, and former graduate transfer Willy Kouassi graduated in the summer of 2017 with his master's degree.

During his first six seasons at Arkansas, Anderson produced a 128-74 record and was the first head coach in program history to win 18 or more games in each of his first four years. Anderson has also re-established Bud Walton Arena as one of the toughest places to play and brought excitement back to the tradition-rich program. Since his return to Fayetteville, the Razorbacks are tied for the fourth-most home victories in the country with 95 and are one of four teams in the country with 95-plus wins and 15 or fewer losses at home over the last six seasons. The 2012-13 squad posted just the third unbeaten SEC home record (9-0) in program history and the first since 1998. The success on-and-off the court has translated into fan support as Arkansas returned to the top 25 in national attendance the first six years, including No. 12 in 2016-17.

CONSISTENCY

Head coach Mike Anderson is one of just four current Division I coaches with 15-plus years of head coaching experience and zero losing seasons. He is the only coach to accomplish the feat at three different programs.

Coach	Schools	Yrs
Roy Williams	Kansas/UNC	27
Tom Izzo	Michigan State	20
Mark Few	Gonzaga	16
Mike Anderson	UAB/Missouri/Arkansas	15

BY THE NUMBERS »

4

» At least four Arkansas players have earned SEC Academic Honor Roll honors each of the last four years.

18

» Arkansas has had 18 current and former players graduate since May 2014, averaging 4.5 graduates per academic year.

21

» During the last four years, men's basketball has earned 21 SEC All-Academic honors, including seven in 2015-16.


PLAY HARD ACT RIGHT

• Senior Trey Thompson has already participated in commencement and is scheduled to complete his degree in December and wear the coveted "SEC Graduate" patch on his uniform during the remainder of the 2017-18 campaign.

• Arkansas had a team grade point average of 2.93 last year, while all four incoming freshman had over a 3.3 GPA during their summer term.

18

CURRENT OR FORMER PLAYERS HAVE GRADUATED IN THE LAST 4 YEARS



THE NATIONAL POLLS »

Associated Press Poll - (Preseason)

RK	TEAM	RECORD	POINTS
1	Duke (33)	0-0	1,572
2	Michigan State (13)	0-0	1,520
3	Arizona (18)	0-0	1,506
4	Kansas (1)	0-0	1,439
5	Kentucky	0-0	1,340
6	Villanova	0-0	1,284
7	Wichita State	0-0	1,270
8	Florida	0-0	1,100
9	North Carolina	0-0	1,047
10	USC	0-0	995
11	West Virginia	0-0	840
12	Cincinnati	0-0	837
13	Miami	0-0	836
14	Notre Dame	0-0	814
15	Minnesota	0-0	642
16	Louisville	0-0	570
17	Xavier	0-0	544
18	Gonzaga	0-0	500
19	Northwestern	0-0	473
20	Purdue	0-0	362
21	UCLA	0-0	340
22	Saint Mary's	0-0	333
23	Seton Hall	0-0	274
24	Baylor	0-0	163
25	Texas A&M	0-0	130

Others receiving votes: **Alabama 86**, Virginia 57, Rhode Island 49, TCU 46, Providence 34, **Missouri 19**, Virginia Tech 16, Wisconsin 14, Butler 13, Texas 10, **Oklahoma 7**, Maryland 7, Nevada 7, Michigan 6, Dayton 5, Middle Tennessee 4, Ball State 4, SMU 3, Oakland 2, Oregon 2, UCF 1, **South Carolina 1**, Harvard 1

USA Today Coaches Poll (Preseason)

RK	TEAM	RECORD	POINTS
1	Duke (20)	0-0	774
2	Michigan State (9)	0-0	747
3	Kansas	0-0	723
4	Kentucky	0-0	678
5	Arizona (2)	0-0	654
6	Villanova	0-0	623
7	Florida (1)	0-0	549
8	Wichita State	0-0	543
9	North Carolina	0-0	515
10	West Virginia	0-0	458
11	USC	0-0	396
12	Miami	0-0	383
13	Cincinnati	0-0	349
14	Notre Dame	0-0	305
15	Minnesota	0-0	303
16	Louisville	0-0	295
17	Xavier	0-0	284
18	UCLA	0-0	275
19	Gonzaga	0-0	242
20	Northwestern	0-0	208
21	Purdue	0-0	167
22	Saint Mary's	0-0	152
23	Seton Hall	0-0	139
24	Baylor	0-0	107
25	Alabama	0-0	82

Others receiving votes: **Texas A&M 76**, Virginia 57, Butler 43, **Missouri 35**, TCU 32, Rhode Island 31, Wisconsin 21, Providence 21, Maryland 20, **Oklahoma 19**, Oakland 19, Texas 13, Michigan 13, Virginia Tech 12, Oregon 12, SMU 6, Creighton 6, Georgia Tech 3, **Georgia 3**, Harvard 2, **Arkansas 2**, Florida State 1, Nevada 1, South Carolina 1

WEEK-BY-WEEK RANKINGS »

WEEK	AP	COACHES	NCAA RPI
Preseason	NR	RV	--
Nov. 13			--
Nov. 20			--
Nov. 27			--
Dec. 4			--
Dec. 11			--
Dec. 18			--
Dec. 25			--
Jan. 1			--
Jan. 8			--
Jan. 15			--
Jan. 22			--
Jan. 29			--
Feb. 5			--
Feb. 12			--
Feb. 19			--
Feb. 26			--
March 5			--
March 12			--
April 2 (Final)			--

The Last time Arkansas was ranked in the AP...

Top 25:	No. 21	March 16, 2015
Top 15:	No. 15	Nov. 14, 2000
Top 10:	No. 6	1994-95 Final Poll
Top 5:	No. 5	March 7, 1995
No. 1:	No. 1	1994-95 Preseason Poll

» QUICK FACTS »

ABOUT ARKANSAS

Location.....	Fayetteville, Ark.
Enrollment	27,558
Founded.....	1871
Colors	Cardinal (PMS 201) and White
Nickname.....	Razorbacks
Conference.....	Southeastern (SEC)
Arena (Capacity).....	Bud Walton Arena (19,200)

ADMINISTRATION

System President	Dr. Donald R. Bobbitt
Chancellor	Dr. Joseph E. Steinmetz
Vice Chancellor and Athletic Director	Jeff Long
Faculty Representative	Gerald Jordan

COMMUNICATIONS

Associate Communications Director	David Beall
Email	jdb048@uark.edu
Office Phone	479-575-3114
Cell Phone	479-445-5336
Twitter	@Beall_sid
Secondary Contact	Brent Hull
Email	bwh003@uark.edu
Office Fax	479-575-7481
Athletic Website	ArkansasRazorbacks.com
Bud Walton Arena Press Row	479-575-6622
Arkansas Ticket Office.....	479-575-5151

HISTORY

First Year	1923-24
Seasons.....	95th
Overall Conference Championships ..	24 (2 SEC, 22 SWC)
SEC Overall Championships	2 (1992, 1994)
SEC Division Championships ..	4 (1992, 1993, 1994, 1995)
SEC Tournament Championships	1 (2000)
NCAA Tournament Appearances	31*
National Championships.....	1 (1994)
National Runner-Up.....	1 (1995)
NCAA Final Fours.....	6 (1941, 1945, 1978, 1990, 1994, 1995)
NCAA Elite Eight	6 (1978, 1979, 1990, 1994, 1995)
NCAA Sweet 16	10
NIT Record (App.)	5-4 (3)

* - Arkansas also received a bid in 1944 but was unable to participate due to a car accident. Total number of appearances is 31.

» THE LITTLE THINGS MATTER »

Player	Deflections	Charges	Steals	Dunks	Blocks
Adrio Bailey	--	--	--	--	--
Jaylen Barford	--	--	--	--	--
Anton Beard	--	--	--	--	--
Arlando Cook	--	--	--	--	--
Daniel Gafford	--	--	--	--	--
Khalil Garland	--	--	--	--	--
Darious Hall	--	--	--	--	--
Jonathan Holmes	--	--	--	--	--
C.J. Jones	--	--	--	--	--
Daryl Macon	--	--	--	--	--
Gabe Osabuohien	--	--	--	--	--
Dustin Thomas	--	--	--	--	--
Trey Thompson	--	--	--	--	--
Totals	--	--	--	--	--

» HONORS AND AWARDS »

Daryl Macon

- SEC All-Tournament Team (2017)
- SEC Player of the Week (Feb. 20, 2017)
- MVP of the Lone Star Shootout (2017)

Anton Beard

- SEC All-Freshman (2015)
- SEC Freshman of the Week (Feb. 23, 2015)

Trey Thompson

- SEC Winter Academic Honor Roll (2015-16)
- SEC First Year Academic Honor Roll (2014-15)

Dustin Thomas

- SEC First Year Academic Honor Roll (2015-16)

» PROHOGS BY THE NUMBERS »

#PROHOGS

37

» Arkansas has had 37 all-time NBA Draft selections from 35 different players in program history.

16

» The Razorbacks have 16 All-Star game appearances by Joe Johnson (7), Sidney Moncrief (5) and Alvin Robertson (4).

12

» Arkansas has 12 first round NBA Draft picks in program history with Sidney Moncrief going No. 5 overall in 1979.

#PROHOGS PRODUCTION »

Arkansas has had 29 former players go on to play in the NBA, including three this season as listed below.

Player	Team	Yrs	Draft Class
Joe Johnson	Jazz	17th	2001 - 10th (UTA)
Patrick Beverley	Rockets	6th	2009 - 42nd (LAC)
Bobby Portis	Bulls	3rd	2015 - 22nd (CHI)

» THE LAST TIME ARKANSAS »

POINTS »

- Scored 100+ : 12/01/2015 - 117 vs. Northwestern State
- Scored 100+ in an SEC game: 2/10/2015 - 101 vs. Auburn
- Scored fewer than 50: 2/09/2016 - 46 at Mississippi State

OVERTIME GAMES »

- Played in an OT game: 1/30/2016 vs. Texas Tech, W, 75-68 (OT)
- Played in a 2OT game: 1/16/2013 vs. Auburn, W, 88-80 (2 OT)
- Played in a 3OT game: 2/09/1980 vs. Houston, L, 90-84 (3 OT)

VERSUS TOP-25 OPPONENTS »

- Beat an AP Top 25-ranked opponent: 02/15/2017 at No. 21 South Carolina, W, 83-76
- Beat an AP Top 10 team: 1/27/2016 vs. No. 5 Texas A&M, W, 74-71
- Beat an AP Top 5 team: 1/27/2016 vs. No. 5 Texas A&M, W, 74-71

VERSUS TOP-25 OPPONENTS ON THE ROAD »

- Beat an AP Top 25 team on road: 02/15/2017 at No. 21 South Carolina, W, 83-76
- Beat an AP Top 5 team on road: 2/09/1994 at No. 4 Kentucky, W, 90-82

DOUBLE-DOUBLES »

- Two players in same game: vs. Auburn (2/17/2016)
 - Moses Kingsley (20 pts, 10 rebs) and Jabril Durham (12 pts, 10 asts)

3-POINT SHOOTING »

- 10+ 3FGM in a game: 2/18/2017 - 12 vs. Ole Miss
- 15+ 3FGM in a game: 1/09/2016 - 16 vs. Mississippi State

AT THE CHARITY STRIPE »

- Attempted 30+ FT in a game: 1/21/2017 - 35 vs. LSU
- 20+ FTM in a game: 3/10/2017 - 20 (of 23) vs. Ole Miss
- 25+ FTM in a game: 1/21/2017 - 25 (of 35) vs. LSU

» THE LAST TIME AN ARKANSAS PLAYER »

POINTS »

- Scored 30-39 points in a game: 02/18/2017 - 30 by Daryl Macon vs. Ole Miss
- Scored 40-49 points in a game: 01/11/1992 - 43 by Todd Day vs. LSU
- Scored 50+ points in a game: 11/13/2009 - 51 by Rotnei Clarke vs. Alcorn State

DOUBLE-DOUBLES »

- Points/Rebounds: 3/11/2017 - 12 pts and 13 rebs by Moses Kingsley vs. Vanderbilt
- Points/Assists: 2/17/2016 - 12 pts and 10 asts by Jabril Durham vs. Auburn

REBOUNDS »

- Had 15+ rebounds in a game: 03/07/2015 - 15 by Bobby Portis vs. LSU
- Had 20+ rebounds in a game: 11/21/1997 - 23 by Nick Davis vs. Jackson State

THREE-POINT SHOOTING »

- 5+ 3FGM in a game: 2/18/2017 - 6 (9 att) by Daryl Macon vs. Ole Miss

AT THE CHARITY STRIPE »

- 10+ FTA in a game: 3/10/2017 - 10 by Daryl Macon vs. Ole Miss
- 10+ FTM in a game: 2/1/2017 - 11 (12 att) by Moses Kingsley vs. Alabama

ASSISTS »

- 5+ assists in a game: 2/22/2017 - 6 by Trey Thompson vs. Texas A&M
- Consecutive 5+ assists games: 03/05/2016 vs. South Carolina (11) and 03/10/2016 (6) vs. Florida by Jabril Durham
- 10+ assists in a game: 03/05/2016 - 11 by Jabril Durham vs. South Carolina
- Consecutive 10+ assists games: 01/16/2010 vs. Alabama (10) and 01/21/2010 vs. Florida (11) by Courtney Fortson

BLOCKS »

- Had 3+ blocks in a game: 3/17/2017 - 4 by Moses Kingsley vs. Seton Hall
- Had 5+ blocks in a game: 2/11/2017 - 5 by Moses Kingsley at LSU

STEALS »

- Had 5+ steals in a game: 01/09/2016 - 6 by Jabril Durham vs. Mississippi State
- Had consecutive 5+ steal games: 01/01/2006 vs. Western Ill. (5) and 01/07/2006 vs. Miss. St. (5) by Ronnie Brewer

STARTING LINEUPS »

Date	Opponent	G	G	G	F	F	Outcome
Oct. 27	Central Oklahoma#	Beard	Macon	Barford	Bailey	Thompson	W, 78-66
Nov. 3	Missouri Western#	Beard	Macon	Barford	Bailey	Thompson	W, 88-74
Nov. 10	Samford	--	--	--	--	--	--
Nov. 12	Bucknell	--	--	--	--	--	--
Nov. 17	Fresno State	--	--	--	--	--	--
Nov. 23	vs. Oklahoma^	--	--	--	--	--	--
Nov. 24	vs. UNC/Portland^	--	--	--	--	--	--
Nov. 26	vs. TBD^	--	--	--	--	--	--
Dec. 2	at Houston	--	--	--	--	--	--
Dec. 5	Colorado State	--	--	--	--	--	--
Dec. 9	Minnesota	--	--	--	--	--	--
Dec. 16	vs. Troy+	--	--	--	--	--	--
Dec. 19	Oral Roberts	--	--	--	--	--	--
Dec. 27	CSU Bakersfield	--	--	--	--	--	--
Dec. 30	Tennessee*	--	--	--	--	--	--
Jan. 2	at Mississippi State*	--	--	--	--	--	--
Jan. 6	at Auburn*	--	--	--	--	--	--
Jan. 10	LSU*	--	--	--	--	--	--
Jan. 13	Missouri*	--	--	--	--	--	--
Jan. 17	at Florida*	--	--	--	--	--	--
Jan. 20	Ole Miss*	--	--	--	--	--	--
Jan. 23	at Georgia*	--	--	--	--	--	--
Jan. 27	Oklahoma State	--	--	--	--	--	--
Jan. 30	at Texas A&M*	--	--	--	--	--	--
Feb. 3	at LSU*	--	--	--	--	--	--
Feb. 6	South Carolina*	--	--	--	--	--	--
Feb. 10	Vanderbilt*	--	--	--	--	--	--
Feb. 13	at Ole Miss*	--	--	--	--	--	--
Feb. 17	Texas A&M*	--	--	--	--	--	--
Feb. 20	Kentucky*	--	--	--	--	--	--
Feb. 24	at Alabama*	--	--	--	--	--	--
Feb. 27	Auburn*	--	--	--	--	--	--
March 3	at Missouri*	--	--	--	--	--	--

Exhibition

^ Phil Knight Invitational (Portland, Oregon)

+ at Verizon Arena (North Little Rock, Ark.)

* SEC Game

% Big12/SEC Challenge

LEADS & DEFICITS »

Date	Opponent	Largest Lead	Largest Deficit	Time Led	Time Trailed	Time Tied	Outcome
Oct. 27	Central Oklahoma#	17 (2nd - 17:42)	None	37:22	0:00	2:37	W, 78-66
Nov. 3	Missouri Western#	14 (2nd - 0:11)	8 (1st - 12:49)	29:29	8:54	1:37	W, 88-74
Nov. 10	Samford	--	--	--	--	--	--
Nov. 12	Bucknell	--	--	--	--	--	--
Nov. 17	Fresno State	--	--	--	--	--	--
Nov. 23	vs. Oklahoma^	--	--	--	--	--	--
Nov. 24	vs. UNC/Portland^	--	--	--	--	--	--
Nov. 26	vs. TBD^	--	--	--	--	--	--
Dec. 2	at Houston	--	--	--	--	--	--
Dec. 5	Colorado State	--	--	--	--	--	--
Dec. 9	Minnesota	--	--	--	--	--	--
Dec. 16	vs. Troy+	--	--	--	--	--	--
Dec. 19	Oral Roberts	--	--	--	--	--	--
Dec. 27	CSU Bakersfield	--	--	--	--	--	--
Dec. 30	Tennessee*	--	--	--	--	--	--
Jan. 2	at Mississippi State*	--	--	--	--	--	--
Jan. 6	at Auburn*	--	--	--	--	--	--
Jan. 10	LSU*	--	--	--	--	--	--
Jan. 13	Missouri*	--	--	--	--	--	--
Jan. 17	at Florida*	--	--	--	--	--	--
Jan. 20	Ole Miss*	--	--	--	--	--	--
Jan. 23	at Georgia*	--	--	--	--	--	--
Jan. 27	Oklahoma State	--	--	--	--	--	--
Jan. 30	at Texas A&M*	--	--	--	--	--	--
Feb. 3	at LSU*	--	--	--	--	--	--
Feb. 6	South Carolina*	--	--	--	--	--	--
Feb. 10	Vanderbilt*	--	--	--	--	--	--
Feb. 13	at Ole Miss*	--	--	--	--	--	--
Feb. 17	Texas A&M*	--	--	--	--	--	--
Feb. 20	Kentucky*	--	--	--	--	--	--
Feb. 24	at Alabama*	--	--	--	--	--	--
Feb. 27	Auburn*	--	--	--	--	--	--
March 3	at Missouri*	--	--	--	--	--	--

Exhibition

^ Phil Knight Invitational (Portland, Oregon)

+ at Verizon Arena (North Little Rock, Ark.)

* SEC Game

% Big12/SEC Challenge

▶ GAME-BY-GAME LEADERS »

Date	Opponent	Points	Rebounds	Assists	Steals	Blocks
Oct. 27	Central Oklahoma#	Macon (23)	Thompson (8)	Barford (6)	Gafford (3)	Barford (2)
Nov. 3	Missouri Western#	Barford (23)	Gafford (8)	Three Tied (4)	Hall (4)	Gafford (5)
Nov. 10	Samford	--	--	--	--	--
Nov. 12	Bucknell	--	--	--	--	--
Nov. 17	Fresno State	--	--	--	--	--
Nov. 23	vs. Oklahoma^	--	--	--	--	--
Nov. 24	vs. UNC/Portland^	--	--	--	--	--
Nov. 26	vs. TBD^	--	--	--	--	--
Dec. 2	at Houston	--	--	--	--	--
Dec. 5	Colorado State	--	--	--	--	--
Dec. 9	Minnesota	--	--	--	--	--
Dec. 16	vs. Troy+	--	--	--	--	--
Dec. 19	Oral Roberts	--	--	--	--	--
Dec. 27	CSU Bakersfield	--	--	--	--	--
Dec. 30	Tennessee*	--	--	--	--	--
Jan. 2	at Mississippi State*	--	--	--	--	--
Jan. 6	at Auburn*	--	--	--	--	--
Jan. 10	LSU*	--	--	--	--	--
Jan. 13	Missouri*	--	--	--	--	--
Jan. 17	at Florida*	--	--	--	--	--
Jan. 20	Ole Miss*	--	--	--	--	--
Jan. 23	at Georgia*	--	--	--	--	--
Jan. 27	Oklahoma State	--	--	--	--	--
Jan. 30	at Texas A&M*	--	--	--	--	--
Feb. 3	at LSU*	--	--	--	--	--
Feb. 6	South Carolina*	--	--	--	--	--
Feb. 10	Vanderbilt*	--	--	--	--	--
Feb. 13	at Ole Miss*	--	--	--	--	--
Feb. 17	Texas A&M*	--	--	--	--	--
Feb. 20	Kentucky*	--	--	--	--	--
Feb. 24	at Alabama*	--	--	--	--	--
Feb. 27	Auburn*	--	--	--	--	--
March 3	at Missouri*	--	--	--	--	--

Exhibition

^ Phil Knight Invitational (Portland, Oregon)

+ at Verizon Arena (North Little Rock, Ark.)

* SEC Game

% Big12/SEC Challenge

Date	Opponent	Deflections	Charges	Steals	Dunks	Blocks
Oct. 27	Central Oklahoma#	35	1	9	1	5
Nov. 3	Missouri Western#	37	0	8	3	8
Nov. 10	Samford	--	--	--	--	--
Nov. 12	Bucknell	--	--	--	--	--
Nov. 17	Fresno State	--	--	--	--	--
Nov. 23	vs. Oklahoma^	--	--	--	--	--
Nov. 24	vs. UNC/Portland^	--	--	--	--	--
Nov. 26	vs. TBD^	--	--	--	--	--
Dec. 2	at Houston	--	--	--	--	--
Dec. 5	Colorado State	--	--	--	--	--
Dec. 9	Minnesota	--	--	--	--	--
Dec. 16	vs. Troy+	--	--	--	--	--
Dec. 19	Oral Roberts	--	--	--	--	--
Dec. 27	CSU Bakersfield	--	--	--	--	--
Dec. 30	Tennessee*	--	--	--	--	--
Jan. 2	at Mississippi State*	--	--	--	--	--
Jan. 6	at Auburn*	--	--	--	--	--
Jan. 10	LSU*	--	--	--	--	--
Jan. 13	Missouri*	--	--	--	--	--
Jan. 17	at Florida*	--	--	--	--	--
Jan. 20	Ole Miss*	--	--	--	--	--
Jan. 23	at Georgia*	--	--	--	--	--
Jan. 27	Oklahoma State	--	--	--	--	--
Jan. 30	at Texas A&M*	--	--	--	--	--
Feb. 3	at LSU*	--	--	--	--	--
Feb. 6	South Carolina*	--	--	--	--	--
Feb. 10	Vanderbilt*	--	--	--	--	--
Feb. 13	at Ole Miss*	--	--	--	--	--
Feb. 17	Texas A&M*	--	--	--	--	--
Feb. 20	Kentucky*	--	--	--	--	--
Feb. 24	at Alabama*	--	--	--	--	--
Feb. 27	Auburn*	--	--	--	--	--
March 3	at Missouri*	--	--	--	--	--

Exhibition

^ Phil Knight Invitational (Portland, Oregon)

+ at Verizon Arena (North Little Rock, Ark.)

* SEC Game

% Big12/SEC Challenge

► MISCELLANEOUS TEAM STATS »

Date	Opponent	W/L	Points In Paint			Pts Off Turnovers			2nd Chance Pts			Fast Break Pts		
			Ark	Opp.	Diff.	Ark	Opp.	Diff.	Ark	Opp.	Diff.	Ark	Opp.	Diff.
Oct. 27	Central Oklahoma	W	28	28	0	17	16	+1	14	14	0	19	10	+9
Nov. 3	Missouri Western	W	34	16	+18	32	19	+13	6	11	-5	14	0	+14
Nov. 10	Samford	--	--	--	--	--	--	--	--	--	--	--	--	--
Nov. 12	Bucknell	--	--	--	--	--	--	--	--	--	--	--	--	--
Nov. 17	Fresno State	--	--	--	--	--	--	--	--	--	--	--	--	--
Nov. 23	vs. Oklahoma^	--	--	--	--	--	--	--	--	--	--	--	--	--
Nov. 24	vs. UNC/Portland^	--	--	--	--	--	--	--	--	--	--	--	--	--
Nov. 26	vs. TBD^	--	--	--	--	--	--	--	--	--	--	--	--	--
Dec. 2	at Houston	--	--	--	--	--	--	--	--	--	--	--	--	--
Dec. 5	Colorado State	--	--	--	--	--	--	--	--	--	--	--	--	--
Dec. 9	Minnesota	--	--	--	--	--	--	--	--	--	--	--	--	--
Dec. 16	vs. Troy+	--	--	--	--	--	--	--	--	--	--	--	--	--
Dec. 19	Oral Roberts	--	--	--	--	--	--	--	--	--	--	--	--	--
Dec. 27	CSU Bakersfield	--	--	--	--	--	--	--	--	--	--	--	--	--
Dec. 30	Tennessee*	--	--	--	--	--	--	--	--	--	--	--	--	--
Jan. 2	at Mississippi State*	--	--	--	--	--	--	--	--	--	--	--	--	--
Jan. 6	at Auburn*	--	--	--	--	--	--	--	--	--	--	--	--	--
Jan. 10	LSU*	--	--	--	--	--	--	--	--	--	--	--	--	--
Jan. 13	Missouri*	--	--	--	--	--	--	--	--	--	--	--	--	--
Jan. 17	at Florida*	--	--	--	--	--	--	--	--	--	--	--	--	--
Jan. 20	Ole Miss*	--	--	--	--	--	--	--	--	--	--	--	--	--
Jan. 23	at Georgia*	--	--	--	--	--	--	--	--	--	--	--	--	--
Jan. 27	Oklahoma State	--	--	--	--	--	--	--	--	--	--	--	--	--
Jan. 30	at Texas A&M*	--	--	--	--	--	--	--	--	--	--	--	--	--
Feb. 3	at LSU*	--	--	--	--	--	--	--	--	--	--	--	--	--
Feb. 6	South Carolina*	--	--	--	--	--	--	--	--	--	--	--	--	--
Feb. 10	Vanderbilt*	--	--	--	--	--	--	--	--	--	--	--	--	--
Feb. 13	at Ole Miss*	--	--	--	--	--	--	--	--	--	--	--	--	--
Feb. 17	Texas A&M*	--	--	--	--	--	--	--	--	--	--	--	--	--
Feb. 20	Kentucky*	--	--	--	--	--	--	--	--	--	--	--	--	--
Feb. 24	at Alabama*	--	--	--	--	--	--	--	--	--	--	--	--	--
Feb. 27	Auburn*	--	--	--	--	--	--	--	--	--	--	--	--	--
March 3	at Missouri*	--	--	--	--	--	--	--	--	--	--	--	--	--
TOTALS		--	--	--	--	--	--	--	--	--	--	--	--	--

Exhibition

^ Phil Knight Invitational (Portland, Oregon)

+ at Verizon Arena (North Little Rock, Ark.)

* SEC Game

% Big12/SEC Challenge

JAYLEN BARFORD



#0 | Senior | Guard | 6-3 | 202 | Jackson, Tenn. | Motlow State CC

BARFORD'S NEWS & NOTES »

- Averaged 21.0 points per game during the two exhibitions, going 16-of-25 from the floor.
- Scored a game-high 23 points against Central Oklahoma in Arkansas' first exhibition.
- Finished third on the team in scoring last season, averaging 12.8 points per game.
- Tallied five 20-point games, all coming away from Bud Walton Arena.
- Pulled down multiple rebounds in each of the final 28 games of the season.
- Tied for third on the team in rebounding at 3.8 per game as a junior.
- Finished second on the team with 72 assists and had 21 games with multiple dimes last season.
- Averaged 16.4 points per game over the final 11 contests of his junior season.
- Scored 10-plus points in the first half in seven of the 12 road/neutral site games against an SEC opponent, including the semifinals of the SEC Tournament against Vanderbilt last year.

EXHIBITION STATS »

Opponent	Date	gs	min	Total		3-Pointers		Free throws		Rebounds					pf	a	t/o	blk	stl	pts	avg
				fg-fga	pct	3fg-fga	pct	ft-fa	pct	off	def	tot	avg								
CENTRAL OKLAHOMA	10/27/17	*	34	8-12	.667	3-5	.600	0-0	.000	1	4	5	5.0	3	6	4	2	1	19	19.0	
MISSOURI WESTERN	11/03/17	*	36	8-13	.615	2-4	.500	5-7	.714	2	1	3	4.0	1	4	2	0	1	23	21.0	
Totals			2	70	16-25	.640	5-9	.556	5-7	.714	3	5	8	4.0	4	10	6	2	42	21.0	

Games played: 2
Minutes/game: 35.0
Points/game: 21.0
FG Pct: 64.0
3FG Pct: 55.6
FT Pct: 71.4

Rebounds/game: 4.0
Assists/game: 5.0
Turnovers/game: 3.0
Assist/turnover ratio: 1.7
Steals/game: 1.0
Blocks/game: 1.0

PERSONAL BESTS »

POINTS

Season: 23 (2x) last at South Carolina (2/15/17)
Career: 23 (2x) last at South Carolina (2/15/17)

FIELD GOALS

Season: 9 at South Carolina (2/15/17)
Career: 9 at South Carolina (2/15/17)

FIELD GOALS ATTEMPTED

Season: 18 at No. 12 Florida (3/1/17)
Career: 18 at No. 12 Florida (3/1/17)

3-POINT FIELD GOALS

Season: 3 (2x) last vs. Ole Miss (3/10/17)
Career: 3 (2x) last vs. Ole Miss (3/10/17)

3-POINT FG ATTEMPTS

Season: 6 vs. No. 1 North Carolina (3/19/17)
Career: 6 vs. No. 1 North Carolina (3/19/17)

FREE THROWS MADE

Season: 7 at Missouri (2/4/17)
Career: 7 at Missouri (2/4/17)

FREE THROWS ATTEMPTS

Season: 9 at Auburn (2/15/17)
Career: 9 at Auburn (2/15/17)

REBOUNDS

Season: 7 vs. Seton Hall (3/17/17)
Career: 7 vs. Seton Hall (3/17/17)

ASSISTS

Season: 6 vs. Vanderbilt (2/7/17)
Career: 6 vs. Vanderbilt (2/7/17)

STEALS

Season: 4 (2x) last vs. Seton Hall (3/17/17)
Career: 4 (2x) last vs. Seton Hall (3/17/17)

BLOCKS

Season: 2 vs. North Florida (12/10/16)
Career: 2 vs. North Florida (12/10/16)

MINUTES

Season: 35 vs. LSU (1/21/17)
Career: 35 vs. LSU (1/21/17)

CAREER STATISTICS AT ARKANSAS »

			Total		3-Point		F-Throws		Rebounds											Scoring	
Season	gp-gs	min/avg	fg-fga	pct	fg-fga	pct	ft-fa	pct	off	def	tot	avg	pf	fo	ast	to	blk	stl	pts	avg	
2016-17	36-30	914/25.4	174-397	.438	29-109	.266	82-109	.752	39	97	136	3.8	81	0	72	71	6	44	459	12.8	
TOTAL	36-30	914/25.4	174-397	.438	29-109	.266	82-109	.752	39	97	136	3.8	81	0	72	71	6	44	459	12.8	

TREY THOMPSON



#1 | Senior | Forward | 6-9 | 265 | Madison, Ark. | Forrest City HS

THOMPSON'S NEWS & NOTES »

- Averaged 2.4 points, 3.3 rebounds and 1.6 assists per contest.
- Averaged 4.5 rebounds over the final 10 games of the season.
- Finished second on the team with 29 blocks, including multiple swats in 12 games
- Had the second-best assist-to-turnover ratio on the team at 2.5 with 56 assists and only 22 turnovers.
- Dished out a season-high six assists against Texas A&M (Feb. 22).
- Shot 61.8 percent (34-55) from the field, the best field goal percentage on the team.
- Had a career-high 11 rebounds in a road win over Auburn (Feb. 25).
- Scored a season-high eight points in victories over Missouri (Jan. 14) and Ole Miss (Feb. 18).

EXHIBITION STATS »

Opponent	Date	gs	min	Total		3-Pointers		Free throws		Rebounds				Other				pts	avg
				fg-fga	pct	3fg-fga	pct	ft-fga	pct	off	def	tot	avg	pf	a	t/o	blk	stl	
CENTRAL OKLAHOMA	10/27/17	*	31	1-4	.250	0-0	.000	2-2	1.000	1	7	8	8.0	2	2	1	1	1	4
MISSOURI WESTERN	11/03/17	*	25	1-2	.500	0-0	.000	0-0	.000	1	4	5	6.5	2	2	2	0	0	2
Totals			56	2-6	.333	0-0	.000	2-2	1.000	2	11	13	6.5	4	4	3	1	1	6

Games played: 2
Minutes/game: 28.0
Points/game: 3.0
FG Pct: 33.3
FT Pct: 100.0

Rebounds/game: 6.5
Assists/game: 2.0
Turnovers/game: 1.5
Assist/turnover ratio: 1.3
Steals/game: 0.5
Blocks/game: 0.5

PERSONAL BESTS »

POINTS

Season: 8 (2x) last vs. Ole Miss (2/18/17)

Career: 13 vs. LSU (2/23/16)

FIELD GOALS

Season: 4 vs. Ole Miss (2/18/17)

Career: 6 vs. LSU (2/23/16)

FIELD GOALS ATTEMPTED

Season: 4 (2x) last vs. Ole Miss (2/18/17)

Career: 7 vs. Tennessee Tech (12/12/15)

3-POINT FIELD GOALS

Season: --

Career: --

3-POINT FG ATTEMPTS

Season: 1 at Tennessee (1/3/17)

Career: 1 at Tennessee (1/3/17)

FREE THROWS MADE

Season: 4 at No. 6 Kentucky (1/7/17)

Career: 4 (2x) last at No. 6 Kentucky (1/7/17)

FREE THROWS ATTEMPTS

Season: 4 (4x) last vs. Texas A&M (2/22/17)

Career: 5 at Texas A&M (1/2/16)

REBOUNDS

Season: 11 vs. Auburn (2/25/17)

Career: 11 vs. Auburn (2/25/17)

ASSISTS

Season: 6 vs. Texas A&M (2/22/17)

Career: 6 vs. Texas A&M (2/22/17)

STEALS

Season: 3 vs. Ole Miss (2/18/17)

Career: 3 vs. Ole Miss (2/18/17)

BLOCKS

Season: 3 vs. Ole Miss (2/18/17)

Career: 4 vs. Texas Tech (1/30/16)

MINUTES

Season: 29 vs. Auburn (2/25/17)

Career: 29 (2x) last vs. Auburn (2/25/17)

CAREER STATISTICS AT ARKANSAS »

			Total		3-Point		F-Throws		Rebounds											Scoring	
Season	gp-gs	min/avg	fg-fga	pct	fg-fga	pct	ft-fla	pct	off	def	tot	avg	pf	fo	ast	to	blk	stl	pts	avg	
2014-15	14-0	33/2.4	1-5	.200	0-0	.000	3-3	1.000	3	3	6	0.4	3	0	1	4	1	1	5	0.4	
2015-16	29-1	503/17.3	37-61	.607	0-0	.000	16-31	.516	28	96	124	4.3	88	6	36	33	27	13	90	3.1	
2016-17	36-0	503/14.0	34-55	.618	0-1	.000	19-29	.655	30	87	117	3.3	79	0	56	22	29	22	87	2.4	
TOTAL	79-1	1039/13.2	72-121	.595	0-1	.000	38-63	.603	61	186	247	3.1	170	6	93	59	57	36	182	2.3	

ADRIO BAILEY



#2 | Sophomore | Forward | 6-6 | 204 | Campti, La. | Lakeview HS

BAILEY'S NEWS & NOTES »

- Averaged 5.0 rebounds per game during the two exhibitions, including a 7-rebound output against UCO.
- Started two out of 27 games played as a freshman.
- Went 3-of-3 from the field in a win over Alabama (Feb. 1), finishing with 7 pts, 3 boards, 1 block and one steal.
- Represented Arkansas at the 2017 SEC Men's Basketball Leadership Council.
- Played a season-high 19 minutes in the second round game of the NCAA Tournament against No. 1 North Carolina (March 19), recording a season-high three steals and adding four points.

EXHIBITION STATS »

				Total		3-Pointers		Free throws		Rebounds													
Opponent	Date	gs	min	fg-fga	pct	3fg-fga	pct	ft-fga	pct	off	def	tot	avg	pf	a	t/o	blk	stl	pts	avg			
CENTRAL OKLAHOMA	10/27/17	*	25	1-4	.250	0-0	.000	2-6	.333	2	5	7	7.0	3	2	2	1	1	4	4.0			
MISSOURI WESTERN	11/03/17	*	11	1-2	.500	0-0	.000	1-2	.500	0	3	3	5.0	3	0	2	0	0	3	3.5			
Totals		2	36	2-6	.333	0-0	.000	3-8	.375	2	8	10	5.0	6	2	4	1	1	7	3.5			

Games played: 2
Minutes/game: 18.0
Points/game: 3.5
FG Pct: 33.3
FT Pct: 37.5

Rebounds/game: 5.0
Assists/game: 1.0
Turnovers/game: 2.0
Assist/turnover ratio: 0.5
Steals/game: 0.5
Blocks/game: 0.5

PERSONAL BESTS »

POINTS

Season: 14 vs. Austin Peay (12/3/16)
Career: 14 vs. Austin Peay (12/3/16)

FIELD GOALS

Season: 7 vs. Austin Peay (12/3/16)
Career: 7 vs. Austin Peay (12/3/16)

FIELD GOALS ATTEMPTED

Season: 8 vs. Austin Peay (12/3/16)
Career: 8 vs. Austin Peay (12/3/16)

3-POINT FIELD GOALS

Season: --
Career: --

3-POINT FG ATTEMPTS

Season: --
Career: --

FREE THROWS MADE

Season: 2 vs. Sam Houston State (12/22/16)
Career: 2 vs. Sam Houston State (12/22/16)

FREE THROWS ATTEMPTS

Season: 4 vs. Sam Houston State (12/22/16)
Career: 4 vs. Sam Houston State (12/22/16)

REBOUNDS

Season: 7 vs. Austin Peay (12/3/16)
Career: 7 vs. Austin Peay (12/3/16)

ASSISTS

Season: 2 vs. Austin Peay (12/3/16)
Career: 2 vs. Austin Peay (12/3/16)

STEALS

Season: 3 vs. No. 1 North Carolina (3/19/17)
Career: 3 vs. No. 1 North Carolina (3/19/17)

BLOCKS

Season: 2 (2x) last vs. Vanderbilt (2/7/17)
Career: 2 (2x) last vs. Vanderbilt (2/7/17)

MINUTES

Season: 19 vs. No. 1 North Carolina (3/19/17)
Career: 19 vs. No. 1 North Carolina (3/19/17)

CAREER STATISTICS AT ARKANSAS »

Season	gp-gs	min/avg	Total		3-Point		F-Throws		Rebounds														Scoring	
			fg-fga	pct	fg-fga	pct	ft-fga	pct	off	def	tot	avg	pf	fo	ast	to	blk	stl	pts	avg			pts	avg
2016-17	27-2	200/7.4	22-39	.564	0-0	.000	6-19	.316	13	22	35	1.3	29	0	7	11	7	14	50	1.9			50	1.9
TOTAL	27-2	200/7.4	22-39	.564	0-0	.000	6-19	.316	13	22	35	1.3	29	0	7	11	7	14	50	1.9			50	1.9

DARYL MACON



#4 | Senior | Guard | 6-3 | 185 | Little Rock, Ark. | Holmes CC

MACON'S NEWS & NOTES »

- Averaged 22.5 points per game in Arkansas' two exhibition games and 4.5 assists.
- Went a combined 16-for-16 from the line in the two preseason contests.
- Played in all 36 games as a junior, making 21 starts.
- Finished 2nd on the team in scoring last year, averaging 13.4 ppg and scoring in double figures 27 times.
- Averaged 15.2 points per game in the postseason, scoring 15-plus points in four of the five games.
- Pulled down three-plus boards 18 times, including five of the last six games.
- Lead the team with 13 three-plus assist games a year ago.
- Recorded five games of five-plus assist, three more than any other player on the team.
- Is one of four Razorbacks in the SEC era to score 30 points in a game off the bench.
- Named to the 2017 SEC All-Tournament Team after averaging 16.7 points per game.
- Earned SEC Player of the Week (Feb. 20), after scoring a season-high 30 points on 10-of-13 shooting off the bench, including 6-of-9 from behind the arc, in Arkansas' win over Ole Miss (Feb. 18).

EXHIBITION STATS »

Opponent	Date	gs	min	Total		3-Pointers		Free throws		Rebounds				pf	a	t/o	blk	stl	pts	avg	
				fg-fga	pct	3fg-fga	pct	ft-fa	pct	off	def	tot	avg								
CENTRAL OKLAHOMA	10/27/17	*	33	7-12	.583	2-5	.400	7-7	1.000	0	3	3	3.0	1	5	3	0	1	23	23.0	
MISSOURI WESTERN	11/03/17	*	32	5-12	.417	3-9	.333	9-9	1.000	0	2	2	2.5	0	4	1	0	2	22	22.5	
Totals			2	65	12-24	.500	5-14	.357	16-16	1.000	0	5	5	2.5	1	9	4	0	3	45	22.5

Games played: 2
Minutes/game: 32.5
Points/game: 22.5
FG Pct: 50.0
3FG Pct: 35.7
FT Pct: 100.0

Rebounds/game: 2.5
Assists/game: 4.5
Turnovers/game: 2.0
Assist/turnover ratio: 2.3
Steals/game: 1.5

PERSONAL BESTS »

POINTS

Season: 30 vs. Ole Miss (2/18/17)

Career: 30 vs. Ole Miss (2/18/17)

FIELD GOALS

Season: 10 vs. Ole Miss (2/18/17)

Career: 10 vs. Ole Miss (2/18/17)

FIELD GOALS ATTEMPTED

Season: 13 vs. Ole Miss (2/18/17)

Career: 13 vs. Ole Miss (2/18/17)

3-POINT FIELD GOALS

Season: 6 vs. Ole Miss (2/18/17)

Career: 6 vs. Ole Miss (2/18/17)

3-POINT FG ATTEMPTS

Season: 8 vs. Missouri (1/14/17)

Career: 8 vs. Missouri (1/14/17)

FREE THROWS MADE

Season: 14 vs. Texas (12/17/16)

Career: 14 vs. Texas (12/17/16)

FREE THROWS ATTEMPTS

Season: 14 vs. Texas (12/17/16)

Career: 14 vs. Texas (12/17/16)

REBOUNDS

Season: 7 (2x) last vs. LSU (1/21/17)

Career: 7 (2x) last vs. LSU (1/21/17)

ASSISTS

Season: 6 vs. Missouri (1/14/17)

Career: 6 vs. Missouri (1/14/17)

STEALS

Season: 4 vs. Fort Wayne (11/11/16)

Career: 4 vs. Fort Wayne (11/11/16)

BLOCKS

Season: 1 (2x) last at Texas A&M (1/17/17)

Career: 1 (2x) last at Texas A&M (1/17/17)

MINUTES

Season: 33 (2x) last vs. No. 25 Florida (12/29/16)

Career: 33 (2x) last vs. No. 25 Florida (12/29/16)

CAREER STATISTICS AT ARKANSAS »

			Total		3-Point		F-Throws		Rebounds											Scoring	
Season	gp-gs	min/avg	fg-fga	pct	fg-fga	pct	ft-fa	pct	off	def	tot	avg	pf	fo	ast	to	blk	stl	pts	avg	
2016-17	36-21	908/25.2	141-311	.453	65-168	.387	136-157	.866	19	76	95	2.6	65	1	80	65	2	41	483	13.4	
TOTAL	36-21	908/25.2	141-311	.453	65-168	.387	136-157	.866	19	76	95	2.6	65	1	80	65	2	41	483	13.4	

DANIEL GAFFORD



#10 | Freshman | Forward | 6-11 | 234 | El Dorado, Ark. | El Dorado HS

GAFFORD'S NEWS & NOTES »

- Led the team with 7.5 rebounds per game during Arkansas' two exhibition games.
- Two-time All-State, All-Conference and All-County selection at El Dorado High School.
- Was named second team All-Arkansas Democrat-Gazette in 2016, as a junior.
- Led the Wildcats to a 28-5 record and a trip to the 6A State Title game as a senior.
- Ranked the top player in Arkansas and the No. 11 power forward in the 2017 class by 247Sports.com.
- Rated as a four-star player by ESPN, 247Sports.com, Rivals.com, Scout.com, and Future150.com.
- Consensus top-50 player, rated as high as No. 33 in the 2017 class by Rivals.com.
- Averaged 17.4 points, 16 rebounds, 7.7 blocks, 2.5 steals and 1.4 assists per game as a senior.
- Tallied 11 triple-doubles and 18 double-doubles in his final year at El Dorado.
- Scored in double figures in 31 of 33 games, including nine 20-point games and 2 games of 30 points or more.
- Had 10-plus blocks in 11 games and pulled down 10-plus rebounds in 31 games, including seven games of 20 or more boards and one 30-rebound performance.

EXHIBITION STATS »

Opponent	Date	gs	min	Total		3-Pointers		Free throws		Rebounds				pf	a	t/o	blk	stl	pts	avg
				fg-fga	pct	3fg-fga	pct	ft-fga	pct	off	def	tot	avg							
CENTRAL OKLAHOMA	10/27/17	15		3-5	.600	0-0	.000	2-6	.333	4	3	7	7.0	2	1	2	0	3	8	8.0
MISSOURI WESTERN	11/03/17	26		5-6	.833	0-0	.000	5-7	.714	3	5	8	7.5	3	0	2	5	0	15	11.5
Totals		0	41	8-11	.727	0-0	.000	7-13	.538	7	8	15	7.5	5	1	4	5	3	23	11.5

Games played: 2
Minutes/game: 20.5
Points/game: 11.5
FG Pct: 72.7
FT Pct: 53.8

Rebounds/game: 7.5
Assists/game: 0.5
Turnovers/game: 2.0
Assist/turnover ratio: 0.3
Steals/game: 1.5
Blocks/game: 2.5

PERSONAL BESTS »

POINTS

Season: --
Career: --

FIELD GOALS

Season: --
Career: --

FIELD GOALS ATTEMPTED

Season: --
Career: --

3-POINT FIELD GOALS

Season: --
Career: --

3-POINT FG ATTEMPTS

Season: --
Career: --

FREE THROWS MADE

Season: --
Career: --

FREE THROWS ATTEMPTS

Season: --
Career: --

REBOUNDS

Season: --
Career: --

ASSISTS

Season: --
Career: --

STEALS

Season: --
Career: --

BLOCKS

Season: --
Career: --

MINUTES

Season: --
Career: --

DARIOUSHALL



#20 | Freshman | Forward | 6-6 | 210 | Little Rock, Ark. | Mills Univ. Studies HS

HALL'S NEWS & NOTES »

- Three-time All-State and All-Conference selection at Mills University Studies High School.
- 2017 5A State Tournament MVP, after leading the Comets to a state championship.
- Led the Comets to a 31-2 record, averaging 14.8 pts, 8.0 rbd, 2.0 assists and 1.8 steals per game as a senior.
- Tallied 26 double-figure scoring games, including 10 double-doubles.
- Ranked the No. 4 player in the state and the No. 50 power forward in the 2017 class by 247Sports.com.
- Earned a four-star rating by ESPN, and three starts from Rivals.com, 247Sports, Scout and Future150.com.
- Participated in the Adidas Uprising Gauntlet, averaging 15.3 pts, 7.0 rbd, 2.2 steals and 1.0 assists in 11 games.
- Played in the Nike EYBL Peach Jam for Team Penny, averaging 12.6 points per game in the summer of 2015.

EXHIBITION STATS »

Opponent	Date	gs	min	Total		3-Pointers		Free throws		Rebounds				pf	a	t/o	blk	stl	pts	avg
				fg-fga	pct	3fg-fga	pct	ft-fa	pct	off	def	tot	avg							
CENTRAL OKLAHOMA	10/27/17	dnp																		
MISSOURI WESTERN	11/03/17	16	16	2-4	.500	0-0	.000	2-2	1.000	0	3	3	3.0	3	0	1	3	4	6	6.0
Totals		0	16	2-4	.500	0-0	.000	2-2	1.000	0	3	3	3.0	3	0	1	3	4	6	6.0

Games played: 1
Minutes/game: 16.0
Points/game: 6.0
FG Pct: 50.0
FT Pct: 100.0

Rebounds/game: 3.0
Turnovers/game: 1.0
Steals/game: 4.0
Blocks/game: 3.0

PERSONAL BESTS »

POINTS

Season: --

Career: --

FIELD GOALS

Season: --

Career: --

FIELD GOALS ATTEMPTED

Season: --

Career: --

3-POINT FIELD GOALS

Season: --

Career: --

3-POINT FG ATTEMPTS

Season: --

Career: --

FREE THROWS MADE

Season: --

Career: --

FREE THROWS ATTEMPTS

Season: --

Career: --

REBOUNDS

Season: --

Career: --

ASSISTS

Season: --

Career: --

STEALS

Season: --

Career: --

BLOCKS

Season: --

Career: --

MINUTES

Season: --

Career: --

GABE OSABUOHIE



#22 | Freshman | Forward | 6-8 | 219 | Toronto, Canada | Southwest Christian Aca.

OSABUOHIE'S NEWS & NOTES »

- Pronounced oh-sah-BOY-en.
- Ranked the No. 5 player in the state of Arkansas & the No. 63 small forward in the country by 247Sports.com.
- Averaged 11 points, seven rebounds and four assists as a senior for Little Rock's Southwest Christian Academy
- Helped lead high school team to a 31-2 record and appearance at the NACA National Championships.
- Averaged 12 points and eight rebounds as a junior and played AAU with Grassroots Canada, before joining Team Loaded North Carolina on the Adidas Circuit the last two seasons.

EXHIBITION STATS »

Opponent	Date	gs	min	Total		3-Pointers		Free throws		Rebounds				pf	a	t/o	blk	stl	pts	avg
				fg-fga	pct	3fg-fga	pct	ft-fa	pct	off	def	tot	avg							
CENTRAL OKLAHOMA	10/27/17	1		0-0	.000	0-0	.000	0-2	.000	0	0	0	0.0	1	0	0	1	0	0	0.0
MISSOURI WESTERN	11/03/17	dnp		-	-	-	-	-	-	-	-	-	-	-	-	-	-	-	-	-
Totals		0	1	0-0	.000	0-0	.000	0-2	.000	0	0	0	0.0	1	0	0	1	0	0	0.0

Games played: 1
Minutes/game: 1.0
FT Pct: 0.0

Blocks/game: 1.0

PERSONAL BESTS »

POINTS

Season: --

Career: --

FIELD GOALS

Season: --

Career: --

FIELD GOALS ATTEMPTED

Season: --

Career: --

3-POINT FIELD GOALS

Season: --

Career: --

3-POINT FG ATTEMPTS

Season: --

Career: --

FREE THROWS MADE

Season: --

Career: --

FREE THROWS ATTEMPTS

Season: --

Career: --

REBOUNDS

Season: --

Career: --

ASSISTS

Season: --

Career: --

STEALS

Season: --

Career: --

BLOCKS

Season: --

Career: --

MINUTES

Season: --

Career: --

C.J. JONES



#23 | Sophomore | Guard | 6-5 | 175 | Birmingham, Ala. | Central Park Christian

JONES' NEWS & NOTES »

- Played in 21 games as a freshman, averaging 2.4 points per contest.
- Had two double-figure scoring efforts.
- Scored a season-high 11 points in his debut against Southern Illinois (Nov. 14), going 3-of-5 from the field, 2-of-4 from deep.
- Made a season-high three three-pointers and had three block against Austin Peay (Dec. 3), tying his season-high with 11 points.
- 36 of his 51 points last year came from behind the arc.

EXHIBITION STATS »

Opponent	Date	gs	min	Total		3-Pointers		Free throws		Rebounds				pf	a	t/o	blk	stl	pts	avg
				fg-fga	pct	3fg-fga	pct	ft-fga	pct	off	def	tot	avg							
CENTRAL OKLAHOMA	10/27/17	23		3-6	.500	2-4	.500	0-0	.000	1	4	5	5.0	2	1	2	0	0	8	8.0
MISSOURI WESTERN	11/03/17	22		2-6	.333	1-5	.200	0-0	.000	0	2	2	3.5	1	2	3	0	0	5	6.5
Totals		0	45	5-12	.417	3-9	.333	0-0	.000	1	6	7	3.5	3	3	5	0	0	13	6.5

Games played: 2
Minutes/game: 22.5
Points/game: 6.5
FG Pct: 41.7
3FG Pct: 33.3

Rebounds/game: 3.5
Assists/game: 1.5
Turnovers/game: 2.5
Assist/turnover ratio: 0.6

PERSONAL BESTS »

POINTS

Season: 11 (2x) last vs. Austin Peay (12/3/16)
Career: 11 (2x) last vs. Austin Peay (12/3/16)

FIELD GOALS

Season: 4 vs. Austin Peay (12/3/16)
Career: 4 vs. Austin Peay (12/3/16)

FIELD GOALS ATTEMPTED

Season: 6 vs. Austin Peay (12/3/16)
Career: 6 vs. Austin Peay (12/3/16)

3-POINT FIELD GOALS

Season: 3 vs. Austin Peay (12/3/16)
Career: 3 vs. Austin Peay (12/3/16)

3-POINT FG ATTEMPTS

Season: 4 (2x) last vs. Austin Peay (12/3/16)
Career: 4 (2x) last vs. Austin Peay (12/3/16)

FREE THROWS MADE

Season: 3 vs. Southern Illinois (11/14/16)
Career: 3 vs. Southern Illinois (11/14/16)

FREE THROWS ATTEMPTS

Season: 3 vs. Southern Illinois (11/14/16)
Career: 3 vs. Southern Illinois (11/14/16)

REBOUNDS

Season: 2 (3x) last vs. North Dakota State (12/20/16)
Career: 2 (3x) last vs. North Dakota State (12/20/16)

ASSISTS

Season: 2 vs. Austin Peay (12/3/16)
Career: 2 vs. Austin Peay (12/3/16)

STEALS

Season: 1 vs. Missouri (1/14/17)
Career: 1 vs. Missouri (1/14/17)

BLOCKS

Season: 3 vs. Austin Peay (12/3/16)
Career: 3 vs. Austin Peay (12/3/16)

MINUTES

Season: 17 vs. Southern Illinois (11/14/16)
Career: 17 vs. Southern Illinois (11/14/16)

CAREER STATISTICS AT ARKANSAS »

			Total		3-Point		F-Throws		Rebounds											Scoring	
Season	gp-gs	min/avg	fg-fga	pct	fg-fga	pct	ft-fga	pct	off	def	tot	avg	pf	fo	ast	to	blk	stl	pts	avg	
2016-17	21-0	126/6.0	17-36	.472	12-24	.500	5-7	.714	0	13	13	0.6	11	0	6	4	5	1	51	2.4	
TOTAL	21-0	126/6.0	17-36	.472	12-24	.500	5-7	.714	0	13	13	0.6	11	0	6	4	5	1	51	2.4	

ANTON BEARD



#31 | Senior | Guard | 6-0 | 185 | North Little Rock, Ark. | North Little Rock HS

BEARD'S NEWS & NOTES »

- Averaged 12.0 points per game during exhibition action, going a combined 8-of-8 from the charity stripe.
- Started 11 of 36 games played as a junior, averaging 7.2 points, 2.1 rebounds and 1.9 assists per game.
- Scored in double-figures in 15 games, including a season-high 16 in three contests against Sam Houston State (Dec. 22), at Tennessee (Jan. 3) and LSU (Jan. 21).
- Had a team season-high and career-high seven dimes against LSU (Jan. 21) to go along with 16 points on 5-of-7 shooting from the field.
- Recorded a season-high six rebounds in a win over UT Arlington (Nov. 18).
- Totaled a season-high four steals in two contests against Stephen F. Austin (Dec.1) and against Vanderbilt (March 11) in the SEC Tournament semifinal game.
- Played 20 minute in the second round of the NCAA Tournament against No. 1 North Carolina, scoring 10 points and adding three assists.

EXHIBITION STATS »

Opponent	Date	gs	min	Total		3-Pointers		Free throws		Rebounds				pf	a	t/o	blk	stl	pts	avg
				fg-fga	pct	3fg-fga	pct	ft-fa	pct	off	def	tot	avg							
CENTRAL OKLAHOMA	10/27/17	*	38	3-13	.231	2-6	.333	4-4	1.000	0	0	0	0.0	3	3	2	0	2	12	12.0
MISSOURI WESTERN	11/03/17	*	32	3-6	.500	2-4	.500	4-4	1.000	0	4	4	2.0	0	4	5	0	1	12	12.0
Totals			70	6-19	.316	4-10	.400	8-8	1.000	0	4	4	2.0	3	7	7	0	3	24	12.0

Games played: 2
Minutes/game: 35.0
Points/game: 12.0
FG Pct: 31.6
3FG Pct: 40.0
FT Pct: 100.0

Rebounds/game: 2.0
Assists/game: 3.5
Turnovers/game: 3.5
Assist/turnover ratio: 1.0
Steals/game: 1.5

PERSONAL BESTS »

POINTS

Season: 16 (3x) last vs. LSU (1/21/17)
Career: 18 at Georgia (1/23/16)

FIELD GOALS

Season: 6 at Tennessee (1/3/17)
Career: 6 at Tennessee (1/3/17)

FIELD GOALS ATTEMPTED

Season: 10 vs. No. 1 North Carolina (3/19/17)
Career: 13 at Dayton (12/30/15)

3-POINT FIELD GOALS

Season: 3 (2x) last vs. Ole Miss (2/18/17)
Career: 4 at Ole Miss (2/14/15)

3-POINT FG ATTEMPTS

Season: 6 (2x) last vs. Ole Miss (2/18/17)
Career: 7 at Dayton (12/30/15)

FREE THROWS MADE

Season: 6 (2x) last at LSU (2/11/17)
Career: 7 at Georgia (1/23/16)

FREE THROWS ATTEMPTS

Season: 8 vs. Sam Houston State (12/22/16)
Career: 9 at Georgia (1/23/16)

REBOUNDS

Season: 6 vs. UT Arlington (11/18/16)
Career: 7 vs. Delaware State (11/21/15)

ASSISTS

Season: 7 vs. LSU (1/21/17)
Career: 7 vs. LSU (1/21/17)

STEALS

Season: 4 (2x) last vs. Vanderbilt (3/11/17)
Career: 5 vs. Milwaukee (12/22/14)

BLOCKS

Season: 1 vs. Seton Hall (3/17/17)
Career: 1 (2x) last vs. Seton Hall (3/17/17)

MINUTES

Season: 34 vs. LSU (1/21/17)
Career: 34 vs. LSU (1/21/17)

CAREER STATISTICS AT ARKANSAS »

			Total		3-Point		F-Throws		Rebounds											Scoring	
Season	gp-gs	min/avg	fg-fga	pct	fg-fga	pct	ft-fa	pct	off	def	tot	avg	pf	fo	ast	to	blk	stl	pts	avg	
2014-15	35-16	662/18.9	66-172	.384	31-88	.352	35-55	.636	31	36	67	1.9	84	4	53	32	0	35	198	5.7	
2015-16	23-1	481/20.9	57-164	.348	19-66	.288	27-42	.643	13	40	53	2.3	53	2	41	17	2	24	160	7.0	
2016-17	36-11	755/21.0	86-213	.404	32-90	.356	56-75	.747	29	46	75	2.1	69	2	70	37	1	39	260	7.2	
TOTAL	94-28	1898/20.2	209-549	.381	82-244	.336	118-172	.686	73	122	195	2.1	206	8	164	86	3	98	618	6.6	

Overall record: 26-10 Conf: 12-6 Home: 15-3 Away: 6-5 Neutral: 5-2

#	Player	gp-gs	min	avg	Total		3-Point		F-Throw		Rebounds				pf	dq	a	to	blk	stl	pts	avg
					fg-fga	fg%	3fg-fga	3fg%	ft-fa	ft%	off	def	tot	avg								
03	Hannahs, Dusty	36-23	891	24.8	168-383	.439	74-191	.387	108-119	.908	20	42	62	1.7	63	0	43	60	4	16	518	14.4
04	Macon, Daryl	36-21	908	25.2	141-311	.453	65-168	.387	136-157	.866	19	76	95	2.6	65	1	80	65	2	41	483	13.4
00	Barford, Jaylen	36-30	914	25.4	174-397	.438	29-109	.266	82-109	.752	39	97	136	3.8	81	0	72	71	6	44	459	12.8
33	Kingsley, Moses	36-36	998	27.7	149-319	.467	7-16	.438	128-169	.757	79	198	277	7.7	99	3	49	70	93	23	433	12.0
31	Beard, Anton	36-11	755	21.0	86-213	.404	32-90	.356	56-75	.747	29	46	75	2.1	69	2	70	37	1	39	260	7.2
21	Watkins, Manuale	36-23	802	22.3	93-165	.564	13-28	.464	17-30	.567	37	106	143	4.0	70	0	66	20	1	45	216	6.0
13	Thomas, Dustin	36-27	648	18.0	72-148	.486	1-5	.200	46-70	.657	45	91	136	3.8	104	4	38	36	10	23	191	5.3
05	Cook, Arlando	36-7	406	11.3	39-89	.438	0-0	.000	24-37	.649	29	54	83	2.3	63	1	12	23	14	10	102	2.8
23	Jones, CJ	21-0	126	6.0	17-36	.472	12-24	.500	5-7	.714	0	13	13	0.6	11	0	6	4	5	1	51	2.4
01	Thompson, Trey	36-0	503	14.0	34-55	.618	0-1	.000	19-29	.655	30	87	117	3.3	79	0	56	22	29	22	87	2.4
02	Bailey, Adrio	27-2	200	7.4	22-39	.564	0-0	.000	6-19	.316	13	22	35	1.3	29	0	7	11	7	14	50	1.9
15	Holmes, Jonathan	6-0	7	1.2	1-5	.200	0-4	.000	0-0	.000	0	1	1	0.2	1	0	0	0	0	0	2	0.3
12	Hazen, Brachen	14-0	42	3.0	1-6	.167	0-2	.000	1-4	.250	2	10	12	0.9	5	0	2	4	0	0	3	0.2
Team											59	53	112		1		5					
Total.....		36	7200		997-2166	.460	233-638	.365	628-825	.761	401	896	1297	36.0	740	11	501	428	172	278	2855	79.3
Opponents.....		36	7200		901-2158	.418	263-792	.332	594-843	.705	466	854	1320	36.7	672	-	453	477	119	187	2659	73.9

TEAM STATISTICS			AR	OPP	Date	Opponent	Score	Att.	
SCORING			2855	2659	11/11/16	FORT WAYNE	W	92-83	13787
Points per game			79.3	73.9	11/14/16	SOUTHERN ILLINOIS	W	90-65	13308
Scoring margin			+5.4	-	11/18/16	UT ARLINGTON	W	71-67	13587
FIELD GOALS-ATT			997-2166	901-2158	11/22/16	at Minnesota	L	71-85	8997
Field goal pct			.460	.418	11/28/16	MOUNT ST. MARY'S	W	89-76	13321
3 POINT FG-ATT			233-638	263-792	12/01/16	STEPHEN F. AUSTIN	W	78-62	13358
3-point FG pct			.365	.332	12/03/16	AUSTIN PEAY	W	99-62	19483
3-pt FG made per game			6.5	7.3	12/06/16	HOUSTON	W	84-72	13455
FREE THROWS-ATT			628-825	594-843	12/10/16	NORTH FLORIDA	W	91-76	13700
Free throw pct			.761	.705	12/17/16	vs Texas	W	77-74	8777
F-Throws made per game			17.4	16.5	12/20/16	NORTH DAKOTA STATE	W	71-55	16006
REBOUNDS			1297	1320	12/22/16	vs Sam Houston State	W	90-56	12153
Rebounds per game			36.0	36.7	* 12/29/16	FLORIDA	L	72-81	20355
Rebounding margin			-0.6	-	* 01/03/17	at Tennessee	W	82-78	13002
ASSISTS			501	453	* 01/07/17	at Kentucky	L	71-97	24322
Assists per game			13.9	12.6	* 01/10/17	MISSISSIPPI STATE	L	78-84	15111
TURNOVERS			428	477	* 01/14/17	MISSOURI	W	92-73	15424
Turnovers per game			11.9	13.3	* 01/17/17	at Texas A&M	W	62-60	9474
Turnover margin			+1.4	-	* 01/21/17	LSU	W	99-86	16333
Assist/turnover ratio			1.2	0.9	* 01/24/17	at Vanderbilt	W	71-70	9408
STEALS			278	187	01/28/17	at Oklahoma State	L	71-99	13611
Steals per game			7.7	5.2	* 02/01/17	ALABAMA	W	87-68	14004
BLOCKS			172	119	* 02/04/17	at Missouri	L	78-83	11434
Blocks per game			4.8	3.3	* 02/07/17	VANDERBILT	L	59-72	13494
ATTENDANCE			274446	232158	* 02/11/17	at LSU	W	78-70	7132
Home games-Avg/Game			18-15247	11-11769	* 02/15/17	at South Carolina	W	83-76	13001
Neutral site-Avg/Game			-	7-14672	* 02/18/17	OLE MISS	W	98-80	17356
					* 02/22/17	TEXAS A&M	W	86-77	14117
					* 02/25/17	at Auburn	W	79-68	8098
					* 03/01/17	at Florida	L	65-78	10978
					* 03/04/17	GEORGIA	W	85-67	18247
					03/10/17	vs Ole Miss	W	73-72	14227
					03/11/17	vs Vanderbilt	W	76-62	19196
					03/12/17	vs Kentucky	L	65-82	19953
					3/17/17	vs Seton Hall	W	77-71	14179
					03/19/17	vs North Carolina	L	65-72	14216
Score by Periods			1st	2nd	Totals				
Arkansas			1314	1541	2855				
Opponents			1325	1334	2659				

* - Conference game



Official Basketball Box Score -- Game Totals -- Final Statistics

Central Oklahoma vs Arkansas

10/27/17 7 p.m. at Fayetteville, Ark. (Bud Walton Arena)



Central Oklahoma 66

##	Player		Total		3-Ptr	Rebounds			PF	TP	A	TO	Blk	Stl	Min
			FG-FGA	FG-FGA	FT-FTA	Off	Def	Tot							
23	BYFORD,CORBIN	f	5-11	1-3	1-2	4	4	8	3	12	1	1	0	0	24
12	HAMMOND,JAKE	c	0-2	0-0	0-0	1	6	7	2	0	0	2	0	0	13
10	GRAYSON,MARQUEESE	g	6-11	2-6	2-2	0	2	2	2	16	4	5	0	1	34
11	HOLLIDAY,JOSH	g	2-13	0-5	3-4	1	2	3	3	7	1	0	0	0	27
13	JOHNSON,MARQUIS	g	0-5	0-2	0-0	0	1	1	2	0	2	3	0	2	20
01	GLASCO,PHABIAN		1-3	0-0	3-3	0	4	4	4	5	0	1	1	1	15
05	HEMPHILL,JORDAN		2-6	1-3	2-2	0	2	2	0	7	1	2	0	1	16
14	LONDON,JORDAN		4-5	3-4	0-0	0	1	1	1	11	1	3	0	0	23
21	TALBOTT,KOLE		2-3	0-0	0-0	2	1	3	1	4	1	0	0	0	12
33	KEENER,KYLE		1-3	0-0	2-2	0	2	2	3	4	0	0	0	0	16
Team						2	1	3							
Totals			23-62	7-23	13-15	10	26	36	21	66	11	17	1	5	200

FG % 1st Half: 11-29 37.9% 2nd half: 12-33 36.4% Game: 23-62 37.1%
 3FG % 1st Half: 3-13 23.1% 2nd half: 4-10 40.0% Game: 7-23 30.4%
 FT % 1st Half: 10-12 83.3% 2nd half: 3-3 100.0 Game: 13-15 86.7%

Deadball
Rebounds
2

Arkansas 78

##	Player		Total		3-Ptr	Rebounds			PF	TP	A	TO	Blk	Stl	Min
			FG-FGA	FG-FGA	FT-FTA	Off	Def	Tot							
01	Trey Thompson	f	1-4	0-0	2-2	1	7	8	2	4	2	1	1	1	31
02	Adrio Bailey	f	1-4	0-0	2-6	2	5	7	3	4	2	2	1	1	25
00	Jaylen Barford	g	8-12	3-5	0-0	1	4	5	3	19	6	4	2	1	34
04	Daryl Macon	g	7-12	2-5	7-7	0	3	3	1	23	5	3	0	1	33
31	Anton Beard	g	3-13	2-6	4-4	0	0	0	3	12	3	2	0	2	38
10	Daniel Gafford		3-5	0-0	2-6	4	3	7	2	8	1	2	0	3	15
22	Gabe Osabuohien		0-0	0-0	0-2	0	0	0	1	0	0	0	1	0	1
23	C.J. Jones		3-6	2-4	0-0	1	4	5	2	8	1	2	0	0	23
Team						0	1	1							
Totals			26-56	9-20	17-27	9	27	36	17	78	20	16	5	9	200

FG % 1st Half: 15-31 48.4% 2nd half: 11-25 44.0% Game: 26-56 46.4%
 3FG % 1st Half: 7-12 58.3% 2nd half: 2-8 25.0% Game: 9-20 45.0%
 FT % 1st Half: 8-12 66.7% 2nd half: 9-15 60.0% Game: 17-27 63.0%

Deadball
Rebounds
5,2

Officials: Don Daily, K.B Burdett Jr., Robert Felder
 Technical fouls: Central Oklahoma-None. Arkansas-None.
 Attendance: 13272
 Estimated Actual Attendance: 4,052

Score by periods	1st	2nd	Total
Central Oklahoma	35	31	66
Arkansas	45	33	78

	In	Off	2nd	Fast	
Points	Paint	T/O	Chance	Break	Bench
UCO	28	16	14	10	31
AR	28	17	12	19	16

Last FG - UCO 2nd-01:25, AR 2nd-00:11.
 Largest lead - UCO None, AR by 17 2nd-17:42.
 UCO led for 00:00. AR led for 37:22. Game was tied for 02:37.

Score tied - 1 time.
 Lead changed - 0 times.



Official Basketball Box Score -- Game Totals -- Final Statistics

Missouri Western vs Arkansas

11/03/17 7 p.m. at Fayetteville, Ark. (Bud Walton Arena)

**Missouri Western 74**

##	Player		Total	3-Ptr	FT-FTA	Rebounds			PF	TP	A	TO	Blk	Stl	Min
			FG-FGA	FG-FGA		Off	Def	Tot							
42	BONIFAS,SETH	f	2-6	0-0	0-2	0	4	4	2	4	2	2	0	1	21
02	CLEARMAN,COLE	g	5-7	3-5	0-0	0	4	4	1	13	5	3	0	1	34
03	EVANS,TJ	g	2-12	2-5	4-4	1	3	4	2	10	6	2	0	0	32
04	HIGHTOWER,LAVON	g	5-7	2-3	1-4	1	2	3	2	13	1	2	0	0	17
05	MITTER,WES	g	1-3	0-1	0-0	0	1	1	0	2	1	2	0	1	12
00	HUDSON,BRYAN		0-0	0-0	0-0	0	0	0	1	0	0	0	0	0	2
11	BROWN,TREY		3-6	2-4	0-0	1	1	2	2	8	1	1	0	2	23
21	HAMILTON,JOE		5-8	3-5	0-0	2	0	2	4	13	2	1	0	0	21
22	JONES,JASON		0-0	0-0	0-0	0	1	1	2	0	1	0	0	0	5
25	BAKER,BEAU		0-0	0-0	0-0	0	0	0	0	0	0	1	0	0	3
30	FALL,CHEIKH		1-3	0-0	2-4	2	4	6	3	4	0	2	0	2	19
33	MARTIN,ALEX		2-5	2-4	1-2	1	0	1	4	7	0	1	0	1	11
Team						3	0	3			2				
Totals			26-57	14-27	8-16	11	20	31	23	74	19	19	0	8	200

FG % 1st Half: 13-24 54.2% 2nd half: 13-33 39.4% Game: 26-57 45.6%
 3FG % 1st Half: 7-14 50.0% 2nd half: 7-13 53.8% Game: 14-27 51.9%
 FT % 1st Half: 2-6 33.3% 2nd half: 6-10 60.0% Game: 8-16 50.0%

Deadball
Rebounds
4

Arkansas 88

##	Player		Total	3-Ptr	FT-FTA	Rebounds			PF	TP	A	TO	Blk	Stl	Min
			FG-FGA	FG-FGA		Off	Def	Tot							
01	Trey Thompson	f	1-2	0-0	0-0	1	4	5	2	2	2	2	0	0	25
02	Adrio Bailey	f	1-2	0-0	1-2	0	3	3	3	3	0	2	0	0	11
00	Jaylen Barford	g	8-13	2-4	5-7	2	1	3	1	23	4	2	0	1	36
04	Daryl Macon	g	5-12	3-9	9-9	0	2	2	0	22	4	1	0	2	32
31	Anton Beard	g	3-6	2-4	4-4	0	4	4	0	12	4	5	0	1	32
10	Daniel Gafford		5-6	0-0	5-7	3	5	8	3	15	0	2	5	0	26
20	Darius Hall		2-4	0-0	2-2	0	3	3	3	6	0	1	3	4	16
23	C.J. Jones		2-6	1-5	0-0	0	2	2	1	5	2	3	0	0	22
Team						1	0	1							
Totals			27-51	8-22	26-31	7	24	31	13	88	16	18	8	8	200

FG % 1st Half: 14-28 50.0% 2nd half: 13-23 56.5% Game: 27-51 52.9%
 3FG % 1st Half: 4-10 40.0% 2nd half: 4-12 33.3% Game: 8-22 36.4%
 FT % 1st Half: 9-12 75.0% 2nd half: 17-19 89.5% Game: 26-31 83.9%

Deadball
Rebounds
2









Officials: Mike Nance, Chuck Jones, Jason Baker
 Technical fouls: Missouri Western-None. Arkansas-None.
 Attendance: 13291
 Estimated Actual Attendance: 5,132

Score by periods	1st	2nd	Total
Missouri Western	35	39	74
Arkansas	41	47	88

	In	Off	2nd	Fast	
Points	Paint	T/O	Chance	Break	Bench
MWSU	16	19	11	0	32
AR	34	32	6	14	26

Last FG - MWSU 2nd-00:45, AR 2nd-00:27.
 Largest lead - MWSU by 8 1st-12:49, AR by 14 2nd-00:11.
 MWSU led for 08:54. AR led for 29:29. Game was tied for 01:37.

Score tied - 4 times.
 Lead changed - 4 times.

0		JAYLEN BARFORD ■ SR ■ G ■ 6-3 ■ 202 Jackson, Tenn. ■ Motlow State CC	<ul style="list-style-type: none"> Averaged 12.8 points per game as a junior. Scored 20+ points five times last year. Went 90 percent from the free throw line during the final seven games last season. 	CAREER HIGHS PTS: 23 - (2x) last at S. Carolina (2/15/17) AST: 6 - vs. Vanderbilt (2/17/17) REB: 7 - vs. Seton Hall (3/17/17) STL: 4 - (2x) last vs. Seton Hall (3/17/17)
1		TREY THOMPSON ■ SR ■ F ■ 6-9 ■ 265 Madison, Ark. ■ Forrest City HS	<ul style="list-style-type: none"> Tied for team lead with 36 assists last yr during SEC play. Is 2nd on the team with 79 games played as a Razorback. Started last Friday's exhibition opener. 	CAREER HIGHS PTS: 13 - LSU (2/23/16) REB: 11 - at Auburn (2/25/17) BLK: 4 - Texas Tech (1/30/16) AST: 6 - Texas A&M (2/22/17)
2		ADRIO BAILEY ■ SO ■ F ■ 6-6 ■ 204 Campti, La. ■ Lakeview HS	<ul style="list-style-type: none"> Recorded 18 points and 10 boards in the Red-White game. Started both exhibition games. Played a career-high 19 minutes against UNC in the NCAA Tournament. 	CAREER HIGHS PTS: 14 - Austin Peay (12/3/16) REB: 7 - Austin Peay (12/3/16) BLK: 2 - (2x) last vs. Vanderbilt (2/7/17) AST: 2 - Austin Peay (12/3/16)
3		KHALIL GARLAND ■ FR ■ G ■ 6-5 ■ 198 Little Rock, Ark. ■ Parkview HS	<ul style="list-style-type: none"> Ranked the No. 2 player in the state of Arkansas. Tabbed a 4-star and No. 55 overall guard by ESPN. Is not cleared for full participation at this time due to an ongoing health matter. 	CAREER HIGHS PTS: AST: REB: 3FGM:
4		DARYL MACON ■ SR ■ G ■ 6-3 ■ 185 Little Rock, Ark. ■ Holmes CC	<ul style="list-style-type: none"> Named to 2017 SEC All-Tournament Team. 4th Hog in SEC era to score 30 points off the bench. Went 30-of-34 from FT line in final minute of games last season. 	CAREER HIGHS PTS: 30 - Ole Miss (2/18/17) AST: 6 - Missouri (1/14/17) STL: 4 - Fort Wayne (11/11/16) 3FGM: 6 - Ole Miss (2/18/17)
5		ARLANDO COOK ■ SR ■ F ■ 6-8 ■ 215 St. Louis, Mo. ■ Connors State College	<ul style="list-style-type: none"> Started 7 games and played in all 36 contests as a junior. Averaged 2.8 points and 2.3 rebounds per game last year. Ranked the No. 6 junior college transfer in 2016 class. 	CAREER HIGHS PTS: 9 - Southern Illinois (11/14/16) REB: 7 - at Texas A&M (1/17/17) BLK: 3 - (5x) last vs. Sam Houston State (12/20/16) AST: 2 - (3x) last vs. LSU (1/21/17)
10		DANIEL GAFFORD ■ FR ■ F ■ 6-11 ■ 234 El Dorado, Ark. ■ El Dorado HS	<ul style="list-style-type: none"> Scored 15 pts and added 8 boards in final exhibition. A consensus 4-star prospect and top 50 player. 2X All-Conference and All-State selection. Averaged 17.4 points, 16 boards and 7.7 blocks as senior. 	CAREER HIGHS PTS: AST: REB: 3FGM:
13		DUSTIN THOMAS ■ SR ■ F ■ 6-8 ■ 225 Texarkana, Texas ■ University of Colorado	<ul style="list-style-type: none"> Started 27 games last year as a redshirt junior. Tallied 4 double-digit scoring games, averaging 5.3 ppg. Finished with 13 pts and 5 rebs in against Seton Hall in the NCAA Tournament. 	CAREER HIGHS PTS: 17 - USC (1/4/15) REB: 9 - at LSU (2/11/17) BLK: 2 - (2x) last vs. California (2/12/15) STL: 3 - (2x) last at LSU (2/11/17)
20		DARIOUS HALL ■ FR ■ F ■ 6-6 ■ 210 Little Rock, Ark. ■ Mills University Studies HS	<ul style="list-style-type: none"> Recorded 3 blocks and 4 steals in final exhibition. Named 3X All-State and 2017 5A State Tournament MVP. Ranked the No. 4 player in the state of Arkansas. Earned a four-star rating by ESPN. 	CAREER HIGHS PTS: AST: REB: 3FGM:
22		GABE OSABUOHIE ■ FR ■ F ■ 6-8 ■ 219 Toronto, Canada ■ Southwest Christian Aca.	<ul style="list-style-type: none"> Ranked the No. 5 player in the state of Arkansas. Ranked the No. 63 small forward by 247Sports. Played for Team Loaded N. Carolina on the Adidas Circuit 	CAREER HIGHS PTS: AST: REB: 3FGM:
23		C.J. JONES ■ SO ■ G ■ 6-5 ■ 175 Birmingham, Ala. ■ Central Park Christian	<ul style="list-style-type: none"> Scored a team-high 24 points in the Red-White game. Scored 8 points and added 5 boards in exhibition opener. Expected to contribute significant minutes as a sophomore. 	CAREER HIGHS PTS: 11 - (2x) last vs. Austin Peay (12/3/16) AST: 2 - Austin Peay (12/3/16) STL: 1 - Missouri (1/14/17) 3FGM: 3 - Austin Peay (12/3/16)
31		ANTON BEARD ■ SR ■ G ■ 6-0 ■ 185 North Little Rock, Ark. ■ North Little Rock HS	<ul style="list-style-type: none"> Averaged 12.0 points per game in exhibition play. Has played in a team-high 94 games as a Razorback. Averaged 7.2 points and 2.1 boards per game as a junior. Named to SEC All-Freshman team in 2014-15 	CAREER HIGHS PTS: 18 - at Georgia (1/23/16) AST: 7 - LSU (1/21/17) STL: 5 - Milwaukee (12/22/14) 3FGM: 4 - at Ole Miss (2/14/15)
HC		 1980-82 - Student-Athlete  1982-85 - Volunteer Assistant  1985-89 - Volunteer Assistant 1989-00 - Assistant Coach 2000-02 - Assistant Head Coach  2002-06 - Head Coach 89-41 (.680)  2006-11 - Head Coach 111-57 (.660)  2011-Present - Head Coach 128-74 (.634)		