



# ARKANSAS RAZORBACKS

1 National Championship » 6 Final Four Appearances » 10 Sweet 16 Appearances » 31 NCAA Appearances

## 2017-18 SCHEDULE »

Overall: 8-2 | SEC: 0-0 | H: 5-0 | A: 0-1 | N: 3-1

NOVEMBER	TV	W/L	SCORE
10 Samford	SEC Network +	W	95-56
12 Bucknell	SEC Network	W	101-73
17 Fresno State	SEC Network +	W	83-75
23 vs. Oklahoma <sup>^</sup>	ESPN2	W	92-83
24 vs. #9 North Carolina <sup>^</sup>	ESPN	L	87-68
26 vs. UConn <sup>^</sup>	ESPN	W	102-67

### DECEMBER

2 at Houston	CBS Sports	L	91-65
5 Colorado State	SEC Network +	W	92-66
9 #14 Minnesota	SEC Network	W	95-79
16 vs. Troy <sup>+</sup>	None	W	88-63
19 Oral Roberts	SEC Network +		7 p.m.
27 CSU Bakersfield	SEC Network		7 p.m.
30 #20 Tennessee*	SEC Network		Noon

### JANUARY

2 at Mississippi State*	SEC Network		8 p.m.
6 at Auburn*	ESPN		5 p.m.
10 LSU*	SEC Network		8 p.m.
13 Missouri*	ESPN2		5 p.m.
17 at #22 Florida*	ESPN2		6 p.m.
20 Ole Miss*	SEC Network		2:30 p.m.
23 at Georgia*	SEC Network		5:30 p.m.
27 Oklahoma State%	ESPN2		5 p.m.
30 at #9 Texas A&M*	ESPN		8 p.m.

### FEBRUARY

3 at LSU*	SEC Network		2:30 p.m.
6 South Carolina*	ESPN2		6 p.m.
10 Vanderbilt*	SEC Network		7:30 p.m.
13 at Ole Miss*	SEC Network		6 p.m.
17 #9 Texas A&M*	ESPN/2		3 p.m.
20 #8 Kentucky*	ESPN		8 p.m.
24 at Alabama*	SEC Network		5 p.m.
27 Auburn*	SEC Network		8 p.m.

### MARCH

3 at Missouri*	ESPN/2		5 p.m.
7-11 at SEC Tournament	St. Louis		TBD

+ at Verizon Arena (North Little Rock, Ark.)  
<sup>^</sup> Phil Knight Invitational (Portland, Oregon)  
 % Big12/SEC Challenge  
 \* SEC Game

5

» See page 5 for a full breakdown of Arkansas' 44 dunks through the first 10 games and how it ranks in recent history.

## THE MATCHUP »

### ARKANSAS RAZORBACKS (8-2)

**Head Coach:** Mike Anderson (Tulsa '82)  
**Record at Arkansas:** 136-76 (7th Season)  
**Overall Record:** 336-174 (16th Season)



VS

### ORAL ROBERTS GOLDEN EAGLES (4-9)

**Head Coach:** Paul Mills (Texas A&M '96)  
**Record at ORU:** 4-9 (1st Season)  
**Overall Record:** 4-9 (1st Season)



## #FASTEST40 STORYLINES »

• Arkansas returns to Bud Walton Arena Tuesday looking to start 6-0 at home for the 11th time in the last 14 years, including the fifth time in seven seasons under Mike Anderson.

• Arkansas is the only team in the nation with a top 10 RPI and a top 10 non-conference strength of schedule.

• At 88.1 points per game, the Razorbacks have the No. 1 scoring offense in the SEC and rank No. 15 in the country in points per game.

• Arkansas is the only team in the SEC to have five players averaging at least 10 points per game.

• During the Mike Anderson era, Arkansas is 113-7 in games it led at the half, including 28 consecutive victories. This year, the Razorbacks have led by an average of 16.1 points at the break in their eight wins.

• In five games in Bud Walton Arena this year, the Razorbacks are 5-0 with a +117 scoring margin, including a +90 scoring margin in the first half.

• The Razorbacks have three straight games with fewer than 10 turnovers for just the second time in the last 20 years, both coming in the Mike Anderson era.

• Arkansas is 8-0 this year when Daniel Gafford records at least one dunk.

• The Razorbacks are one of seven programs in the nation and the only SEC team with three players shooting over 40 percent from deep with 45+ attempts.

• The Razorbacks have led for 302 minutes and 31 seconds and trailed for just 89 minutes and 7 seconds. Arkansas has held a 10+ point lead for over half the season against the 10th toughest schedule in the nation.

## GAMEDAY INFORMATION »

**DATE:** Tuesday, Dec. 19, 2017 | 7 p.m. CT  
**LOCATION:** Bud Walton Arena (Fayetteville, Ark.)  
**TV:** SEC Network Plus  
**TALENT:** Brett Dolan (PXP), Kikko Haydar (Analyst)  
**RADIO:** Razorback/IMG Sports Network  
**TALENT:** Chuck Barrett (PXP), Matt Zimmerman (Analyst)  
**STATS:** ArkansasRazorbacks.com | StatBroadcast  
**SERIES RECORD:** Arkansas leads, 9-2  
**NEXT UP:** vs. CSU Bakersfield - Wednesday, Dec. 27 at 7 p.m.

## A WIN WOULD »

- Extend Arkansas' current winning streak in Bud Walton Arena to nine games dating back to last year.
- Make Arkansas the only team in the SEC to string together two separate four-game winning streak this season.
- Make the Razorbacks 60-1 (.983) against unranked non-conference opponents inside Bud Walton Arena during the Mike Anderson era.




**Player  
of the Week**



## HOW THEY COMPARE » BY THE NUMBERS »

	88.1	.497	.397	35.7	16.6	5.2	6.5	74.0	.417	.338	+0.3	+1.6
	≈	≈	≈	≈	≈	≈	≈	≈	≈	≈	≈	≈
POINTS	FG%	3FG%	BOARDS	ASSISTS	BLOCKS	STEALS	SCORING DEFENSE	FG% DEFENSE	3FG% DEFENSE	REBOUND MARGIN	AST-TO RATIO	
ORU	69.5	.424	.341	36.1	14.3	3.5	6.0	78.0	.474	.341	-1.3	+1.0

#FASTEST40



## NUMERICAL ROSTER »

No.	Name	Pos.	Yr.	Ht.	Wt.	Hometown/High School/Last School
0	Jaylen Barford	G	Sr.	6-3	202	Jackson, Tenn./South Side HS/Motlow State CC
1	Trey Thompson	F	Sr.	6-9	265	Madison Ark./Forrest City HS
2	Adrio Bailey	F	So.	6-6	204	Campti, La./Lakeview HS
3	Khalil Garland	G	Fr.	6-5	198	Little Rock, Ark./Parkview HS
4	Daryl Macon	G	Sr.	6-3	185	Little Rock, Ark./Parkview HS/Holmes CC
5	Arlando Cook	F	Sr.	6-8	215	St. Louis, Mo./Madison Prep/Connors State College
10	Daniel Gafford	F	Fr.	6-11	234	El Dorado, Ark./El Dorado HS
11	Jalen Harris*	G	So.	6-2	166	Raleigh, N.C./Word of God Christian Academy/New Mexico
13	Dustin Thomas	F	Sr.	6-8	225	Texarkana, Texas/Pleasant Grove HS/Colorado
14	JT Plummer	G	Sr.	6-1	185	San Antonio, Texas/TMI Episcopal
15	Jonathan Holmes	G	So.	5-10	190	Columbia, Ill./Columbia HS
20	Darius Hall	F	Fr.	6-6	202	Little Rock, Ark./Mills University Studies HS
22	Gabe Osabuohien	F	Fr.	6-8	219	Toronto, Canada/Southwest Christian Academy
23	C.J. Jones	G	So.	6-5	175	Birmingham, Ala./Central Park Christian
31	Anton Beard	G	Sr.	6-0	198	N. Little Rock, Ark./North Little Rock HS

\*Will sit out the 2017-18 season due to NCAA transfer rules

## COACHING STAFF »

Title	Name	Experience	Alma Mater
Head Coach	Mike Anderson	7th Year	Tulsa, '82
Associate Head Coach	Melvin Watkins	7th Year	Charlotte, '77
Assistant Coach	TJ Cleveland	7th Year	Arkansas, '02
Assistant Coach	Scotty Thurman	2nd Year	Philander-Smith, '03
Director of Operations	Matt Zimmerman	7th Year	Arkansas, '90
Director of S-A Development	Jeff Daniels	7th Year	Montevallo, '82
Video Coordinator	Will Bartlett	7th Year	Missouri, '09
Graduate Assistant	Riley Hall	2nd Year	Arkansas, '16
Graduate Assistant	Velton Kennedy	1st Year	Arkansas, '17
Athletic Trainer	Dave England	35th Year	Arkansas, '80



**#0 Jaylen Barford**  
Sr. | G | 6-3 | 202 | Jackson, Tenn.



**#1 Trey Thompson**  
Sr. | F | 6-9 | 265 | Madison, Ark.



**#2 Adrio Bailey**  
So. | F | 6-6 | 204 | Campti, La.



**#3 Khalil Garland**  
Fr. | G | 6-5 | 198 | Little Rock, Ark.



**#4 Daryl Macon**  
Sr. | G | 6-3 | 185 | Little Rock, Ark.



**#5 Arlando Cook**  
Sr. | F | 6-8 | 215 | St. Louis, Mo.



**#10 Daniel Gafford**  
Fr. | F | 6-11 | 234 | El Dorado, Ark.



**#11 Jalen Harris**  
So. | G | 6-2 | 164 | Raleigh, N.C.



**#13 Dustin Thomas**  
Sr. | F | 6-8 | 225 | Texarkana, Texas



**#15 Jonathan Holmes**  
So. | G | 5-10 | 190 | Columbia, Ill.



**#20 Darius Hall**  
Fr. | F | 6-6 | 210 | Little Rock, Ark.



**#22 Gabe Osabuohien**  
Fr. | F | 6-8 | 219 | Toronto, Canada



**#23 C.J. Jones**  
So. | G | 6-5 | 175 | Birmingham, Ala.



**#31 Anton Beard**  
Sr. | G | 6-0 | 185 | North Little Rock, Ark.



**Mike Anderson**  
Head Coach | 7th Season

## A-Z ROSTER »

No.	Name	Yr.
2	Bailey, Adrio	So.
0	Barford, Jaylen	Sr.
31	Beard, Anton	Sr.
5	Cook, Arlando	Sr.
10	Gafford, Daniel	Fr.
3	Garland, Khalil	Fr.
20	Hall, Darius	Fr.
11	Harris, Jalen	So.
15	Holmes, Jonathan	So.
23	Jones, C.J.	So.
4	Macon, Daryl	Sr.
22	Osabuohien, Gabe	Fr.
14	Plummer, JT	Sr.
13	Thomas, Dustin	Sr.
1	Thompson, Trey	Sr.

## BY STATE »

<b>Alabama (1)</b>		
23	C.J. Jones	Birmingham, Ala.
<b>Arkansas (6)</b>		
1	Trey Thompson	Madison Ark.
3	Khalil Garland	Little Rock, Ark.
4	Daryl Macon	Little Rock, Ark.
10	Daniel Gafford	El Dorado, Ark.
20	Darius Hall	Little Rock, Ark.
31	Anton Beard	N. Little Rock, Ark.
<b>Canada (1)</b>		
22	Gabe Osabuohien	Toronto
<b>Illinois (1)</b>		
15	Holmes, Jonathan	Columbia, Ill.
<b>Louisiana (1)</b>		
2	Adrio Bailey	Campti, La.
<b>Missouri (1)</b>		
5	Arlando Cook	St. Louis, Mo.
<b>North Carolina (1)</b>		
11	Jalen Harris*	Raleigh, N.C.
<b>Tennessee (1)</b>		
0	Jaylen Barford	Jackson, Tenn.
<b>Texas (2)</b>		
13	Dustin Thomas	Texarkana, Texas
14	JT Plummer	San Antonio, Texas

## BY CLASS »

<b>SENIORS (7)</b>		<b>Pos.</b>
0	Jaylen Barford	Sr.
1	Trey Thompson	Sr.
4	Daryl Macon	Sr.
5	Arlando Cook	Sr.
13	Dustin Thomas	Sr.
14	JT Plummer	Sr.
31	Anton Beard	Sr.
<hr/>		
<b>SOPHOMORES (4)</b>		
2	Adrio Bailey	So.
11	Jalen Harris*	So.
15	Jonathan Holmes	So.
23	C.J. Jones	So.
<hr/>		
<b>FRESHMEN (4)</b>		
3	Khalil Garland	Fr.
10	Daniel Gafford	Fr.
20	Darius Hall	Fr.
22	Gabe Osabuohien	Fr.

## THE PRONUNCIATIONS »

Adrio Bailey: A-Dree-O  
Gabe Osabuohien: oh-sah-BOY-en

### THE NON-CON SLATE »

• Arkansas is slated to play 13 non-conference games this year, with seven of those teams picked to finish in the top four of their respective league standings.

• The Razorbacks will play two Final Four teams from last year during the regular season after taking on defending National Champion North Carolina during the PK80.

• Arkansas defeated a pair of teams ranked in the Mid-Major Top 25 poll on opening weekend, with Bucknell checking in at No. 6, followed by Samford at No. 20.

Opponent	Conference	Picked
Bucknell	Patriot	W 1st
Minnesota	Big 10	W 2nd
Samford	Southern	W 2nd
North Carolina	Atlantic Coast	L 2nd
Troy	Sun Belt	W 3rd
CSU Bakersfield	Western Athletic	- 4th
Fresno State	Mountain West	W 4th
UConn	American Athletic	W 5th
Colorado State	Mountain West	W 5th
Houston	American	L 6th
Oklahoma	Big 12	W 6th
Oral Roberts	Summit	- 7th
Oklahoma State	Big 12	- 10th

### EXCEEDING EXPECTATIONS »

• After being picked to finish sixth in the SEC by the media, Arkansas is looking to finish higher than it was picked for the fifth straight season.

Year	Picked	Finished
2017-18	6th	TBD
2016-17	5th	T-3rd
2015-16	11th	T-8th
2014-15	3rd	2nd
2013-14	8th	5th

### SUSTAINED SUCCESS »

• The Razorbacks are one of four teams in the league to finish .500 or better in SEC play each of the last five years.

• Arkansas and Kentucky are the only schools to finish in the top three of the SEC in two of the last three years.

### THE 2018 SIGNING CLASS »

• The Razorbacks signed six incoming freshmen during the 2018 early signing period, ranking as the 17th-best class in the country by ESPN.

Signee	Pos.	Ht.	Hometown
Ethan Henderson	6-9	F	Little Rock, Ark.
Reggie Chaney	6-8	F	Tulsa, Okla.
Jordan Phillips	6-7	G	Cedar Hill, Texas
Keyshawn Embery	6-3	G	Oklahoma City
Isaiah Joe	6-4	G	Fort Smith, Ark.
Desi Sills	6-2	G	Jonesboro, Ark.

### THE RUNNIN' RAZORBACKS »

• Arkansas has 24 runs of seven points or more in 10 games this season, compared to just 10 by opponents.

• The Razorbacks have multiple runs of seven points or more in eight of 10 games.

Run	Ark	Opp
7-0	4	1
8-0	4	4
9-0	6	-
10-0	2	2
11-0	1	1
13-0	2	2
14-0	1	-
15-0	1	-
16-0	1	-
19-0	2	-
<b>Total Runs</b>	<b>24</b>	<b>10</b>

• Arkansas has 10 runs of 10 or more points through 10 games this season, including four in the season opener against Samford.

• Arkansas has held opponents scoreless for 5-plus minutes four times this season, including two of the last three games against Colorado State (6:23) and Troy (5:41), leading to runs of 19 and 13, respectively.

### NO CUPCAKE FOR YOU »

• Arkansas' opponents so far have combined for a 69-40 record with six of the 10 schools posting 7+ wins.

• According to ESPN, the Razorbacks have the No. 10 RPI in the nation and the 10th-toughest strength of schedule in the country.

Opponent	Result	Record
#13 North Carolina	L	10-1
#14 Minnesota	W	9-3
Houston	L	9-2
Fresno State	W	9-3
Oklahoma	W	8-1
UConn	W	7-3
Troy	W	5-6
Colorado State	W	5-6
Bucknell	W	4-7
Samford	W	3-8
<b>Totals...</b>	<b>8-2</b>	<b>69-40</b>

### BEST RETURNING DUO IN 24 YEARS »

• Jaylen Barford and Daryl Macon are the first Razorback duo since Scotty Thurman and Corliss Williamson to return after both players recorded 450-plus points and 70-plus assists the previous season. (via @HogStats)

Player	Season	Assists	Points
Daryl Macon	2016-17	80	483
Jaylen Barford	2016-17	72	459
Corliss Williamson	1993-94	74	695
Scotty Thurman	1993-94	103	539

### RECORD BREAKDOWN

At Home (Bud Walton Arena)	5-0
On The Road	0-1
Neutral	3-1
White Uniforms	6-0
Cardinal Uniforms	0-1
Anthracite Uniforms	0-0
Special Edition PK80 Uniforms	2-1

### HALFTIME/LEADS/OVERTIME

Leading at the half, home	6-0
Leading at the half, road/neutral	2-0
Tied at the half, home	0-0
Tied at the half, road/neutral	0-0
Trailing at the half, home	0-0
Trailing at the half, road/neutral	0-2
Games decided by 5 points or fewer	0-0
Games decided by 10 points or fewer	2-0
Leading with 5:00 left	8-0
Leading with 2:00 left	8-0
Overtime games	0-0

### OFFENSE

Scoring less than 70 points	0-2
Scoring 70-79 points	0-0
Scoring 80-89 points	2-0
Scoring 90-99 points	4-0
Scoring 100+ points	2-0
2 Players Or Less in Double Figures	0-0
3 Players in Double Figures	2-1
4 Players in Double Figures	4-1
5 Players in Double Figures	1-0
6 Players in Double Figures	1-0
7 Players in Double Figures	0-0
1 Player Scores 20 Points	5-1
2 Players Score 20 Points	1-0
When shooting 50 percent or higher	6-0
When shooting less than 50 percent	2-2

### REBOUNDING/TURNOVERS

When outrebounding opponent	5-0
When outrebounded	3-2
When rebounds are even	0-0
When grabbing 10+ offensive reb	2-0
When forcing 15+ turnovers	5-0
When committing less than 15 turnovers	7-2
When committing 15+ turnovers	1-0

### Top Scorers (Includes Ties)

Jaylen Barford	5-2
Daryl Macon	3-0
C.J. Jones	1-0
Daniel Gafford	1-0
Anton Beard	0-1

### Top Rebounders (Includes Ties)

Trey Thompson	2-0
Daniel Gafford	3-2
Dustin Thomas	1-1
Darius Hall	1-0
Jaylen Barford	1-0

### Months

In November	5-1
In December	3-1
In January	0-0
In February	0-0
In March	0-0



## SERIES HISTORY »

Series:	Arkansas leads 9-2
In Fayetteville:	Arkansas leads 6-0
In Little Rock:	Arkansas leads 2-0
In Tulsa:	Oral Roberts leads 2-1
Current Streak:	Arkansas, 3 wins

## THE PAST MEETINGS »

Date	Location	Result	Score
12/01/07	Fayetteville, Ark.	W	62-51
12/22/06	Fayetteville, Ark.	W	68-56
12/03/03	Fayetteville, Ark.	W	77-71
11/26/02	Tulsa, Okla.	L	76-64
11/18/01	Fayetteville, Ark.	W	71-57
11/25/97	Fayetteville, Ark.	W	81-75
11/27/96	Tulsa, Okla.	L	86-81
01/27/96	Fayetteville, Ark.	W	66-65
02/18/87	Little Rock, Ark.	W	95-75
12/28/85	Tulsa, Okla.	W	54-51
12/22/84	Little Rock, Ark.	W	64-57

## NEWS AND NOTES »

• Arkansas has recorded nine victories over AP Top 25 teams during the Mike Anderson era, including at least one in six of his first seven years.

• Jaylen Barford is tied for the most games of 15+ points, 2+ rebounds, 2+ assists and less than 3 turnovers in the country with seven (Jalen Brunson - Villanova).

• For just the second time since joining the SEC, Arkansas had three players with six-plus assists in the season opener against Samford.

• The last time Arkansas led by 20+ points at halftime in the first two games of the season was during the 1993-94 National Championship season. The Razorbacks have led by 20 or more points three times this season (3-0).

• For the first time in the last 70 years, Arkansas opened the season with back-to-back wins of at least 28 points.

• The Razorbacks are the only high-major program in country with seven seniors on its roster. TCU and Minnesota both have six.

• Freshman Daniel Gafford went 8-of-8 from the floor against No. 14 Minnesota, becoming the seventh Razorback and third freshman in the last 30 years to go 8-of-8 or better from the field (via @HogStats). Finished with 16 points, seven rebounds and a career-high six blocks.

• Against Fresno State (Nov. 17), Daniel Gafford became the first Razorback in 22 years to record 25+ points, 8+ rebounds and 3+ blocks coming off the bench (via @HogStats).

• Arkansas recorded 28 assists in the season opener, marking the third time in the 21st century and the second time in the Anderson era the Razorbacks had 28-plus assists in a game.

• During the last seven years, Arkansas is 42-3 when dishing out 20 assists, including a 30-1 mark in non-conference play. The Razorbacks are 3-0 this season when recording 20-plus dimes.

• Daryl Macon and Jaylen Barford are looking to become the sixth and seventh players in program history to score 1,000 points as a Razorback in just two seasons. They could follow in the footsteps of Martin Terry, Scotty Thurman, Todd Day, Dusty Hannahs and Bobby Portis.

Player	Games	Years	PPG	Points
Martin Terry	52	1972-73	26.3	1,368
Scotty Thurman	65	1993-94	16.6	1,079
Todd Day	67	1989-90	16.5	1,109
Dusty Hannahs	68	2016-17	15.4	1,047
Bobby Portis	70	2014-15	15.0	1,047
Jaylen Barford	46	2017-18	14.0	645
Daryl Macon	46	2017-18	13.8	637

## MISCELLANEOUS STATISTICS »

### Double-Figure Scoring Games

Player	13-14	14-15	15-16	16-17	17-18	Career
Beard	--	8	7	14	8	37
Barford	--	--	--	27	9	36
Macon	--	--	--	27	8	35
Thomas	1	3	--	4	--	8
Jones	--	--	--	2	6	8
Gafford	--	--	--	--	7	7
Bailey	--	--	--	1	2	3
Thompson	--	0	2	0	--	2

### 20-Point Scoring Games

Player	13-14	14-15	15-16	16-17	17-18	Career
Barford	--	--	--	5	4	9
Macon	--	--	--	3	3	6
Gafford	--	--	--	--	1	1

### 30-Point Scoring Games

Player	13-14	14-15	15-16	16-17	17-18	Career
Macon	--	--	--	1	--	1

### 3 + Three-Pointers in a Game

Player	13-14	14-15	15-16	16-17	17-18	Career
Macon	--	--	--	11	4	15
Beard	--	2	1	2	--	5
Barford	--	--	--	2	3	5
Jones	--	--	--	1	5	6
Thomas	0	1	--	0	--	1

### 5 + Three-Pointers in a Game

Player	13-14	14-15	15-16	16-17	17-18	Career
Macon	--	--	--	1	2	3
Jones	--	--	--	--	1	1

### Double Figure Rebounding Games

Player	13-14	14-15	15-16	16-17	17-18	Career
Thompson	--	0	0	1	1	2

### Double-Doubles

Player	13-14	14-15	15-16	16-17	17-18	Career
--	--	--	--	--	--	--

### 5 + Assist Games

Player	13-14	14-15	15-16	16-17	17-18	Career
Macon	--	--	--	5	4	9
Thompson	--	0	1	1	2	4
Beard	--	0	0	2	2	4
Barford	--	--	--	1	3	4

### 3 + Steals in a Game

Player	13-14	14-15	15-16	16-17	17-18	Career
Beard	--	4	1	2	--	7
Barford	--	--	--	6	--	6
Macon	--	--	--	2	1	3
Thomas	0	1	--	1	--	2
Thompson	--	0	0	1	--	1
Bailey	--	--	--	1	--	1

### 3 + Blocks in a Game

Player	13-14	14-15	15-16	16-17	17-18	Career
Thompson	--	0	2	1	--	3
Gafford	--	--	--	--	4	4
Jones	--	--	--	1	--	1
Cook	--	--	--	1	--	1
Bailey	--	--	--	--	1	1

# WELCOME TO THE #DUNKPALACE

## DUNKS BY PLAYER »

Daniel Gafford	22
Adrio Bailey	9
C.J. Jones	4
Trey Thompson	3
Gabe Osabuohien	2
Darius Hall	2
Jaylen Barford	1
Daryl Macon	1
8 Players	44

## MOST DUNKS IN A GAME »

12	Samford (11/10/17)
7	Troy (12/16/17)
7	Fresno State (11/17/17)
5	Colorado State (12/5/17)
4	UConn (11/26/17)
4	Bucknell (11/12/17)
3	Minnesota (12/09/17)
2	Oklahoma (11/23/17)

## MOST DUNKS IN A HALF »

8	2nd	Samford (11/10/17)
6	2nd	Fresno State (11/17/17)
5	2nd	Troy (12/16/17)
4	1st	Samford (11/10/17)
3	2nd	Colorado State (12/5/17)
3	2nd	UConn (11/26/17)

## RECORD BY DUNKS »

5+ Dunks	4-0
4+ Dunks	5-0
2+ Dunks	8-0
1 Dunk	0-0
Held Without a Dunk	0-2

## MOST DUNKS IN THE SEC »

Alabama	52
Mississippi State	52
Arkansas	44
Texas A&M	44
Kentucky	40
Auburn	37
Missouri	37
LSU	25
Tennessee	22
Vanderbilt	22
Florida	21
Ole Miss	18
South Carolina	11
Georgia	10

**Daniel Gafford has as many  
Dunks as 6 SEC teams »**

## 44 DUNKS IN 10 GAMES



• Arkansas' 44 dunks are the most through 10 games of the Mike Anderson era. The next fastest team to reach 44 dunks was the 2013-14 team, which needed 13 games.

• Arkansas' 12 dunks against Samford are the most throwdowns of the Mike Anderson era in a single game with the previous high of eight coming against Mississippi State on Jan. 23, 2013.

Dunks	Opponent	Year
12	Samford	2017-18
8	Mississippi State	2012-13
7	Troy	2017-18
7	Fresno State	2017-18
7	Minnesota	2012-13
7	Alabama A&M	2012-13
7	Northwestern State	2015-16
7	Northwestern State	2014-15
7	Vanderbilt	2014-15

• Three of the four highest single-game dunk totals of the Mike Anderson era have come this season.

• It took all 33 games last year for Arkansas to record 44 dunks.

"This might be the most  
**ATHLETIC**  
team I've ever had as a  
head coach." - Mike Anderson

# MIKE ANDERSON



## CAREER NUMBERS

**At Arkansas:** 136-76 (7th Year)

2017-18 » 8-2  
2016-17 » 26-10 (NCAA, Second Round)  
2015-16 » 16-16  
2014-15 » 27-9 (NCAA, Third Round)  
2013-14 » 22-12 (NIT, Second Round)  
2012-13 » 19-13  
2011-12 » 18-14

**At Missouri:** 111-57 (5 Years)

2010-11 » 23-11 (NCAA Second Round)  
2009-10 » 23-11 (NCAA Second Round)  
2008-09 » 31-7 (NCAA Elite Eight)  
2007-08 » 16-16  
2006-07 » 18-12

**At Alabama-Birmingham (UAB):** 89-41 (4 Years)

2005-06 » 24-7 (NCAA First Round)  
2004-05 » 22-11 (NCAA Second Round)  
2003-04 » 22-10 (NCAA Sweet 16, C-USA Co-Champs)  
2002-03 » 21-13 (NIT Quarterfinals)

**Overall Record**     **336-174 (16th Year)**

## IT'S A NUMBERS GAME

**Postseason Tournaments**

**1 2 3 4 5 6 7 8 9 10**

**20-Win Seasons**

**1 2 3 4 5 6 7 8 9 10**

**NCAA Tournaments**

**1 2 3 4 5 6 7 8**

**30-Win Seasons**

**1**

**Losing Seasons**

**0**

## PERSONAL INFO

Born: Dec. 12, 1959  
Hometown: Birmingham, Ala.  
Alma Mater: Tulsa (1982)  
Wife: Marcheita  
Children: Darcheita, Michael Jr., Yvonne  
Date Named Head Coach at Arkansas: March 23, 2011

**HEAD COACH**  
**7TH SEASON AT ARKANSAS**  
**16TH SEASON OVERALL**

Razorback Nation welcomed home one of its own on March 23, 2011, when Mike Anderson was named the 12th head men's basketball coach in Arkansas history. Charged with bringing back the winning tradition that was synonymous with the Razorback program throughout the '80s and '90s, Anderson enters his seventh season at Arkansas and 16th year as a head coach in 2017-18.

Anderson continued to bring Razorback basketball back to national relevance in 2016-17, leading Arkansas to a 26-10 record, a spot in the SEC Tournament Championship game and on the brink of knocking off the eventual National Champion North Carolina Tar Heels with the Sweet 16 on the line.

The Razorbacks posted the seventh-most wins in program history last season, as Anderson led his squad to 12 SEC victories for the fifth time in school history and captured six conference road victories, tying the 1994 championship team and the 2015 NCAA Tournament squad for the most in the SEC era. The Razorbacks ended the season 8-3 in their last 11 SEC road contests, the best stretch since the end of the 1993-94 and beginning of the 1994-95 seasons. Arkansas used its second-best free throw percentage in school history (.761) to post a 4-0 record in games decided by one possession and a perfect 24-0 mark when leading with two minutes left in the contest.

The outlook on Razorback basketball has never been brighter, as Anderson welcomes a top-25 recruiting class to Fayetteville for the upcoming season that features four of the top five players in the state of Arkansas. Three of the four players are listed as four-star prospects by ESPN as Anderson's staff continues to land the best talent in the state.

During the last four years, 17 current or former players have received their degree from the University of Arkansas, including five individuals during the 2016-17 season. Seniors Dusty Hannahs, Moses Kingsley and Manuele Watkins walked across the stage, while junior Trey Thompson participated in commencement and is scheduled to complete his degree in December and wear the coveted "SEC Graduate" patch on his uniform during the 2017-18 campaign. Former Razorback great and all-time assist leader Kareem Reid walked across the stage 18 years after his final game as a Hog, and former graduate transfer Willy Kouassi graduated in the summer of 2017 with his master's degree.

During his first six seasons at Arkansas, Anderson produced a 128-74 record and was the first head coach in program history to win 18 or more games in each of his first four years. Anderson has also re-established Bud Walton Arena as one of the toughest places to play and brought excitement back to the tradition-rich program. Since his return to Fayetteville, the Razorbacks are tied for the fourth-most home victories in the country with 95 and are one of four teams in the country with 95-plus wins and 15 or fewer losses at home over the last six seasons. The 2012-13 squad posted just the third unbeaten SEC home record (9-0) in program history and the first since 1998. The success on-and-off the court has translated into fan support as Arkansas returned to the top 25 in national attendance the first six years, including No. 12 in 2016-17.

## CONSISTENCY

*Head coach Mike Anderson is one of just four current Division I coaches with 15-plus years of head coaching experience and zero losing seasons. He is the only coach to accomplish the feat at three different programs.*

<b>Coach</b>	<b>Schools</b>	<b>Yrs</b>
Roy Williams	Kansas/UNC	30th
Tom Izzo	Michigan State	23rd
Mark Few	Gonzaga	18th
<b>Mike Anderson</b>	<b>UAB/Missouri/Arkansas</b>	<b>16th</b>

## BY THE NUMBERS »

4

» At least four Arkansas players have earned SEC Academic Honor Roll honors each of the last four years.

18

» Arkansas has had 18 current and former players graduate since May 2014, averaging 4.5 graduates per academic year.

21

» During the last four years, men's basketball has earned 21 SEC All-Academic honors, including seven in 2015-16.


# PLAY HARD ACT RIGHT

• Senior Trey Thompson has already participated in commencement and is scheduled to complete his degree in December and wear the coveted "SEC Graduate" patch on his uniform during the remainder of the 2017-18 campaign.

• Arkansas had a team grade point average of 2.93 last year, while all four incoming freshman had over a 3.3 GPA during their summer term.

18

CURRENT OR FORMER PLAYERS HAVE GRADUATED IN THE LAST 4 YEARS



## THE NATIONAL POLLS »

### Associated Press Poll (Dec. 18)

RK	TEAM	RECORD	POINTS
1	Villanova (45)	11-0	1,602
2	Michigan State (15)	10-1	1,560
3	Arizona State (5)	10-0	1,429
4	Duke	11-1	1,390
5	<b>North Carolina</b>	<b>10-1</b>	<b>1,332</b>
6	Miami	9-0	1,308
7	<b>Kentucky</b>	<b>9-1</b>	<b>1,231</b>
8	<b>Texas A&amp;M</b>	<b>9-1</b>	<b>1,156</b>
9	Xavier	10-1	1,073
10	West Virginia	9-1	1,040
11	Wichita State	8-2	851
12	Gonzaga	9-2	831
13	Virginia	9-1	796
14	Kansas	8-2	791
15	TCU	10-0	789
16	Purdue	11-2	706
17	<b>Oklahoma</b>	<b>8-1</b>	<b>691</b>
18	Arizona	8-3	396
18	Baylor	9-2	396
20	Cincinnati	9-2	314
21	<b>Tennessee</b>	<b>7-2</b>	<b>308</b>
21	Texas Tech	9-1	308
23	Seton Hall	9-2	223
24	Florida State	9-1	164
25	Creighton	8-2	144

Others receiving votes: **Arkansas 83**, Notre Dame 73, Clemson 35, Louisville 28, Texas 21, Nevada 13, **Oklahoma State 9**, **Minnesota 9**, SMU 5, **Alabama 5**, **Auburn 4**, Virginia Tech 3, Rhode Island 2, Syracuse 2, **Florida 2**, Towson 1, Michigan 1

### USA Today Coaches Poll (Dec. 18)

RK	TEAM	RECORD	POINTS
1	Villanova (26)	11-0	794
2	Michigan State (6)	10-1	765
3	Duke	11-1	676
4	<b>North Carolina</b>	<b>10-1</b>	<b>654</b>
4	Arizona State	10-0	654
6	<b>Kentucky</b>	<b>9-1</b>	<b>636</b>
7	Miami	9-0	590
8	Xavier	10-1	540
9	<b>Texas A&amp;M</b>	<b>9-1</b>	<b>536</b>
10	West Virginia	9-1	508
11	Wichita State	8-2	449
12	TCU	10-0	418
13	Kansas	8-2	404
14	Virginia	9-1	387
15	Gonzaga	9-2	357
16	Purdue	11-2	353
17	<b>Oklahoma</b>	<b>8-1</b>	<b>300</b>
18	Baylor	9-2	210
19	Arizona	8-3	199
20	<b>Tennessee</b>	<b>7-2</b>	<b>140</b>
21	Texas Tech	9-1	129
22	Seton Hall	9-2	126
22	Cincinnati	9-2	126
24	Creighton	8-2	115
25	Florida State	9-1	103

Others receiving votes: Notre Dame 64, **Arkansas 26**, Virginia Tech 26, Texas 22, Louisville 20, **Florida 15**, Clemson 10, Boise State 9, **Missouri 7**, Syracuse 7, Rhode Island 6, **Mississippi State 5**, Loyola-Chicago 4, Saint Mary's 3, Stephen F. Austin 3, Michigan 2, **Oklahoma State 1**, **Alabama 1**

## WEEK-BY-WEEK RANKINGS »

WEEK	AP	COACHES	NCAA RPI
Preseason	NR	RV	--
Nov. 13	RV	RV	--
Nov. 20	RV	RV	--
Nov. 27	RV	RV	--
Dec. 4	NR	NR	13
Dec. 11	RV	RV	9
Dec. 18	RV	RV	8
Dec. 25			
Jan. 1			
Jan. 8			
Jan. 15			
Jan. 22			
Jan. 29			
Feb. 5			
Feb. 12			
Feb. 19			
Feb. 26			
March 5			
March 12			
April 2 (Final)			

### The Last time Arkansas was ranked in the AP...

Top 25:	No. 21	March 16, 2015
Top 15:	No. 15	Nov. 14, 2000
Top 10:	No. 6	1994-95 Final Poll
Top 5:	No. 5	March 7, 1995
No. 1:	No. 1	1994-95 Preseason Poll



## » QUICK FACTS »

### ABOUT ARKANSAS

Location..... Fayetteville, Ark.  
 Enrollment ..... 27,558  
 Founded ..... 1871  
 Colors ..... Cardinal (PMS 201) and White  
 Nickname ..... Razorbacks  
 Conference ..... Southeastern (SEC)  
 Arena (Capacity)..... Bud Walton Arena (19,200)

### ADMINISTRATION

System President ..... Dr. Donald R. Bobbitt  
 Chancellor ..... Dr. Joseph E. Steinmetz  
 Athletic Director ..... Hunter Yurachek  
 Faculty Representative ..... Gerald Jordan

### COMMUNICATIONS

Associate Communications Director ..... David Beall  
 Email ..... jdb048@uark.edu  
 Office Phone ..... 479-575-3114  
 Cell Phone ..... 479-445-5336  
 Twitter ..... @Beall\_sid  
 Secondary Contact ..... Brent Hull  
 Email ..... bwh003@uark.edu  
 Office Fax ..... 479-575-7481  
 Athletic Website ..... ArkansasRazorbacks.com  
 Bud Walton Arena Press Row ..... 479-575-6622  
 Arkansas Ticket Office ..... 479-575-5151

### HISTORY

First Year ..... 1923-24  
 Seasons ..... 95th  
 Overall Conference Championships . 24 (2 SEC, 22 SWC)  
 SEC Overall Championships ..... 2 (1992, 1994)  
 SEC Division Championships .. 4 (1992, 1993, 1994, 1995)  
 SEC Tournament Championships ..... 1 (2000)  
 NCAA Tournament Appearances ..... 31\*  
 National Championships ..... 1 (1994)  
 National Runner-Up ..... 1 (1995)  
 NCAA Final Fours ..... 6 (1941, 1945, 1978, 1990, 1994, 1995)  
 NCAA Elite Eight ..... 6 (1978, 1979, 1990, 1994, 1995)  
 NCAA Sweet 16 ..... 10  
 NIT Record (App.) ..... 5-4 (3)

\* - Arkansas also received a bid in 1944 but was unable to participate due to a car accident. Total number of appearances is 31.

## » THE LITTLE THINGS MATTER »

Player	Deflections	Charges	Steals	Dunks	Blocks
Adrio Bailey	60	3	4	9	14
Jaylen Barford	45	1	6	1	5
Anton Beard	44	2	10	0	0
Arlando Cook	9	0	2	0	0
Daniel Gafford	71	3	7	22	20
Khalil Garland	0	0	0	0	0
Darrious Hall	29	5	4	2	3
Jonathan Holmes	2	0	1	0	0
C.J. Jones	16	0	4	4	1
Daryl Macon	34	0	15	1	1
Gabe Osabuohien	16	4	1	2	0
Dustin Thomas	35	3	4	0	0
Trey Thompson	55	0	7	3	8
<b>Totals</b>	<b>416</b>	<b>21</b>	<b>65</b>	<b>44</b>	<b>52</b>

## » HONORS AND AWARDS »

### Daryl Macon

- SEC Player of the Week (Dec. 18, 2017)
- Preseason coaches All-SEC second team
- SEC All-Tournament Team (2017)
- SEC Player of the Week (Feb. 20, 2017)
- MVP of the Lone Star Shootout (2017)

### Jaylen Barford

- Preseason coaches All-SEC second team
- PK80 Victory Bracket All-Tournament team

### Anton Beard

- SEC All-Freshman (2015)
- SEC Freshman of the Week (Feb. 23, 2015)

### Daniel Gafford

- SEC Freshman of the Week (Dec. 11, 2017)

### Trey Thompson

- SEC Winter Academic Honor Roll (2015-16)
- SEC First Year Academic Honor Roll (2014-15)

### Dustin Thomas

- SEC First Year Academic Honor Roll (2015-16)

## » PROHOGS BY THE NUMBERS »

# #PR HOGS

37

» Arkansas has had 37 all-time NBA Draft selections from 35 different players in program history.

16

» The Razorbacks have 16 All-Star game appearances by Joe Johnson (7), Sidney Moncrief (5) and Alvin Robertson (4).

12

» Arkansas has 12 first round NBA Draft picks in program history with Sidney Moncrief going No. 5 overall in 1979.

### #PROHOGS PRODUCTION »

Arkansas has had 29 former players go on to play in the NBA, including three this season as listed below.

Player	Team	Yrs	Draft Class
Joe Johnson	Jazz	17th	2001 - 10th (UTA)
Patrick Beverley	Rockets	6th	2009 - 42nd (LAC)
Bobby Portis	Bulls	3rd	2015 - 22nd (CHI)



## THE LAST TIME ARKANSAS »

### POINTS »

- Scored 100+ : 11/26/17 - 102 vs. UConn
- Scored 100+ in an SEC game: 02/10/15 - 101 vs. Auburn
- Scored fewer than 50: 02/09/16 - 46 at Mississippi State

### OVERTIME GAMES »

- Played in an OT game: 01/30/16 vs. Texas Tech, W, 75-68 (OT)
- Played in a 2OT game: 01/16/13 vs. Auburn, W, 88-80 (2 OT)
- Played in a 3OT game: 02/09/80 vs. Houston, L, 90-84 (3 OT)

### VERSUS TOP-25 OPPONENTS »

- Beat an AP Top 25 team: 12/09/17 vs. No. 14 Minnesota, W, 95-79
- Beat an AP Top 15 team: 12/09/17 vs. No. 14 Minnesota, W, 95-79
- Beat an AP Top 10 team: 01/27/16 vs. No. 5 Texas A&M, W, 74-71
- Beat an AP Top 5 team: 01/27/16 vs. No. 5 Texas A&M, W, 74-71

### VERSUS TOP-25 OPPONENTS ON THE ROAD »

- Beat an AP Top 25 team on road: 02/15/17 at No. 21 South Carolina, W, 83-76
- Beat an AP Top 5 team on road: 02/09/94 at No. 4 Kentucky, W, 90-82

### DOUBLE-DOUBLES »

- Two players in same game: vs. Auburn (02/17/16)
  - Moses Kingsley (20 pts, 10 rebs) and Jabril Durham (12 pts, 10 asts)

### 3-POINT SHOOTING »

- 10+ 3FGM in a game: 12/09/17 - 10 vs. Minnesota
- 15+ 3FGM in a game: 01/09/16 - 16 vs. Mississippi State

### AT THE CHARITY STRIPE »

- Attempted 30+ FT in a game: 12/02/17 - 30 at Houston
- 20+ FTM in a game: 12/02/17 - 21 (of 30) at Houston
- 25+ FTM in a game: 11/26/17 - 25 (of 33) vs. UConn

### ASSISTS »

- Had 20+ assists: 12/09/17 - 23 vs. Minnesota
- Had 20+ assists in back-to-back games: 12/05/17 (22 vs. Colorado State) 12/09/17 (23 vs. Minnesota)
- Had 25+ assists: 11/10/17 - 28 vs. Samford
- Had 2 players with 5+ assists: 12/16/17 vs. Troy (Macon - 5, Barford - 5)
- Had 3 players with 5+ assists: 11/10/17 vs. Samford (Macon - 8, Barford & Beard - 6)

## THE LAST TIME AN ARKANSAS PLAYER »

### POINTS »

- Scored 30-39 points in a game: 02/18/17 - 30 by Daryl Macon vs. Ole Miss
- Scored 40-49 points in a game: 01/11/92 - 43 by Todd Day vs. LSU
- Scored 50+ points in a game: 11/13/09 - 51 by Rotnei Clarke vs. Alcorn State

### DOUBLE-DOUBLES »

- Points/Rebounds: 03/11/17 - 12 pts and 13 rebs by Moses Kingsley vs. Vanderbilt
- Points/Assists: 02/17/16 - 12 pts and 10 asts by Jabril Durham vs. Auburn

### REBOUNDS »

- Had 15+ rebounds in a game: 03/07/15 - 15 by Bobby Portis vs. LSU
- Had 20+ rebounds in a game: 11/21/97 - 23 by Nick Davis vs. Jackson State

### THREE-POINT SHOOTING »

- 5+ 3FGM in a game: 12/16/17 - 5 (9 att) by Daryl Macon vs. Troy

### AT THE CHARITY STRIPE »

- 10+ FTA in a game: 11/17/17 - 10 by Daniel Gafford vs. Fresno State
- 10+ FTM in a game: 02/01/17 - 11 (12 att) by Moses Kingsley vs. Alabama

### ASSISTS »

- 5+ assists in a game: 12/16/17 vs. Troy (Macon - 5, Barford - 5)
- Consecutive 5+ assists games: 12/05/17 by Daryl Macon vs. Colorado State (7) 12/09/17 by Daryl Macon vs. Minnesota (8) 12/16/17 by Daryl Macon vs. Troy (5)
- Three straight 5+ assists games: 12/05/17 by Daryl Macon vs. Colorado State (7) 12/09/17 by Daryl Macon vs. Minnesota (8) 12/16/17 by Daryl Macon vs. Troy (5)

- 10+ assists in a game: 03/05/16 - 11 by Jabril Durham vs. South Carolina
- Consecutive 10+ assists games: 01/16/10 - by Courtney Fortson vs. Alabama (10) 01/21/10 - by Courtney Fortson vs. Florida (11)

### BLOCKS »

- Had 3+ blocks in a game: 12/16/17 - 3 by Daniel Gafford vs. Troy
- Had 5+ blocks in a game: 12/09/17 - 6 by Daniel Gafford vs. Minnesota

### STEALS »

- Had 5+ steals in a game: 01/09/16 - 6 by Jabril Durham vs. Mississippi State
- Had consecutive 5+ steal games: 01/01/06 - by Ronnie Brewer vs. W. Illinois (5) 01/07/06 - by Ronnie Brewer vs. Miss. State (5)

## » ARKANSAS GAME HIGHS »

POINTS	102	vs UCONN (11/26/17)
	101	BUCKNELL (11/12/17)
	95	MINNESOTA (12/09/17)
	95	SAMFORD (11/10/17)
FIELD GOALS MADE	39	MINNESOTA (12/09/17)
	38	BUCKNELL (11/12/17)
FIELD GOAL ATTEMPTS	72	vs North Carolina (11/24/17)
	71	BUCKNELL (11/12/17)
FIELD GOAL PERCENTAGE	.600 (33-55)	vs UCONN (11/26/17)
	.574 (39-68)	MINNESOTA (12/09/17)
3 PT FIELD GOALS MADE	11	vs UCONN (11/26/17)
	10	MINNESOTA (12/09/17)
3 PT FG ATTEMPTS	27	vs North Carolina (11/24/17)
	24	COLORADO STATE (12/05/17)
3 PT FG PERCENTAGE	.579 (11-19)	vs UCONN (11/26/17)
	.500 (9-18)	vs Oklahoma (11/23/17)
FREE THROWS MADE	27	vs Oklahoma (11/23/17)
	25	vs UCONN (11/26/17)
	25	FRESNO STATE (11/17/17)
FREE THROW ATTEMPTS	38	FRESNO STATE (11/17/17)
	33	vs UCONN (11/26/17)
	33	vs Oklahoma (11/23/17)
FREE THROW PERCENTAGE	.818 (27-33)	vs Oklahoma (11/23/17)
	.760 (19-25)	BUCKNELL (11/12/17)
REBOUNDS	42	vs Troy (12/16/17)
	42	vs UCONN (11/26/17)
ASSISTS	28	SAMFORD (11/10/17)
	23	MINNESOTA (12/09/17)
STEALS	10	BUCKNELL (11/12/17)
	8	vs North Carolina (11/24/17)
	8	vs Oklahoma (11/23/17)
BLOCKED SHOTS	9	MINNESOTA (12/09/17)
	9	vs North Carolina (11/24/17)
TURNOVERS	16	vs Oklahoma (11/23/17)
	14	vs UCONN (11/26/17)
FOULS	27	MINNESOTA (12/09/17)
	22	COLORADO STATE (12/05/17)

## » ARKANSAS GAME LOWS »

POINTS	65	at Houston (12/02/17)
	68	vs North Carolina (11/24/17)
	83	FRESNO STATE (11/17/17)
	88	vs Troy (12/16/17)
FIELD GOALS MADE	19	at Houston (12/02/17)
	27	FRESNO STATE (11/17/17)
	27	vs North Carolina (11/24/17)
FIELD GOAL ATTEMPTS	55	vs UCONN (11/26/17)
	55	at Houston (12/02/17)
FIELD GOAL PERCENTAGE	.345 (19-55)	at Houston (12/02/17)
	.375 (27-72)	vs North Carolina (11/24/17)
3 PT FIELD GOALS MADE	4	FRESNO STATE (11/17/17)
3 PT FG ATTEMPTS	14	FRESNO STATE (11/17/17)
	15	BUCKNELL (11/12/17)
3 PT FG PERCENTAGE	.286 (4-14)	FRESNO STATE (11/17/17)
	.316 (6-19)	at Houston (12/02/17)
FREE THROWS MADE	5	vs North Carolina (11/24/17)
	7	MINNESOTA (12/09/17)
FREE THROW ATTEMPTS	8	vs North Carolina (11/24/17)
	13	MINNESOTA (12/09/17)
FREE THROW PERCENTAGE	.538 (7-13)	MINNESOTA (12/09/17)
	.625 (5-8)	vs North Carolina (11/24/17)
REBOUNDS	29	at Houston (12/02/17)
	30	vs North Carolina (11/24/17)
ASSISTS	7	at Houston (12/02/17)
	10	vs North Carolina (11/24/17)
STEALS	4	at Houston (12/02/17)
BLOCKED SHOTS	1	vs UCONN (11/26/17)
	1	at Houston (12/02/17)
TURNOVERS	5	COLORADO STATE (12/05/17)
FOULS	17	vs UCONN (11/26/17)
	18	SAMFORD (11/10/17)

## » ARKANSAS INDIVIDUAL GAME HIGHS »

Points	27	Daryl Macon vs Oklahoma (11/23/17)
	27	Jaylen Barford vs Bucknell (11/12/17)
	25	Daryl Macon vs Troy (12/16/17)
	25	Daniel Gafford vs Fresno State (11/17/17)
Field Goals Made	24	Jaylen Barford vs UCONN (11/26/17)
	10	Jaylen Barford vs Bucknell (11/12/17)
	9	Jaylen Barford vs Minnesota (12/09/17)
	9	Jaylen Barford vs UCONN (11/26/17)
	9	Jaylen Barford vs North Carolina (11/24/17)
	9	Daniel Gafford vs Fresno State (11/17/17)
Field Goal Att.	19	Jaylen Barford vs Oklahoma (11/23/17)
	17	Jaylen Barford vs North Carolina (11/24/17)
FG Pct (min 5 made)	1.000 (8-8)	Daniel Gafford vs Minnesota (12/09/17)
	.875 (7-8)	Adrio Bailey vs Samford (11/10/17)
3-Point FG Made	6	Daryl Macon vs Oklahoma (11/23/17)
	5	Daryl Macon vs Troy (12/16/17)
	5	C.J. Jones vs Minnesota (12/09/17)
3-Point FG Att.	10	C.J. Jones vs North Carolina (11/24/17)
	9	Daryl Macon vs Troy (12/16/17)
3-Pt FG Pct (min 2 made)	.800 (4-5)	Jaylen Barford vs UCONN (11/26/17)
	.750 (6-8)	Daryl Macon vs Oklahoma (11/23/17)
Free Throws Made	7	Jaylen Barford at Houston (12/02/17)
	7	Daryl Macon vs Oklahoma (11/23/17)
	7	Daniel Gafford vs Fresno State (11/17/17)
Free Throw Att.	10	Daniel Gafford vs Fresno State (11/17/17)
	9	Jaylen Barford at Houston (12/02/17)
	9	Jaylen Barford vs Bucknell (11/12/17)
FT Pct (min 3 made)	1.000 (7-7)	Daryl Macon vs Oklahoma (11/23/17)
	1.000 (6-6)	C.J. Jones vs UCONN (11/26/17)
	1.000 (6-6)	Anton Beard vs Oklahoma (11/23/17)
	1.000 (5-5)	Daniel Gafford vs Bucknell (11/12/17)
	1.000 (5-5)	Anton Beard vs Bucknell (11/12/17)
	1.000 (4-4)	Daryl Macon vs Troy (12/16/17)
	1.000 (4-4)	Anton Beard vs UCONN (11/26/17)
	1.000 (4-4)	Daryl Macon vs Fresno State (11/17/17)
	1.000 (3-3)	Anton Beard vs Samford (11/10/17)
Rebounds	11	Trey Thompson vs Bucknell (11/12/17)
	9	Dustin Thomas vs Oklahoma (11/23/17)
Assists	8	Daryl Macon vs Minnesota (12/09/17)
	8	Daryl Macon vs Samford (11/10/17)
Steals	3	Daryl Macon vs Troy (12/16/17)
Blocked Shots	6	Daniel Gafford vs Minnesota (12/09/17)
	5	Adrio Bailey vs North Carolina (11/24/17)
Turnovers	4	Trey Thompson vs Fresno State (11/17/17)
Fouls	5	Daniel Gafford vs UCONN (11/26/17)
	5	Daniel Gafford vs Bucknell (11/12/17)
	5	Daniel Gafford vs Samford (11/10/17)
Minutes	38	Anton Beard vs North Carolina (11/24/17)
	36	Jaylen Barford vs Minnesota (12/09/17)
	36	Jaylen Barford at Houston (12/02/17)
	35	Anton Beard vs Oklahoma (11/23/17)
	35	Jaylen Barford vs Fresno State (11/17/17)

# STARTING LINEUPS »

Date	Opponent	G	G	G	F	F	Outcome
Nov. 10	Samford	Barford	Macon	Beard	Bailey	Thompson	W, 95-56
Nov. 12	Bucknell	Barford	Macon	Beard	Bailey	Thompson	W, 101-73
Nov. 17	Fresno State	Barford	Macon	Beard	Bailey	Thompson	W, 83-75
Nov. 23	vs. Oklahoma^	Barford	Macon	Beard	Bailey	Thompson	W, 92-83
Nov. 24	vs. North Carolina^	Barford	Macon	Beard	Bailey	Thompson	L, 87-68
Nov. 26	vs. UConn^	Barford	Macon	Beard	Bailey	Thompson	W, 102-67
Dec. 2	at Houston	Barford	Macon	Beard	Bailey	Thompson	L, 91-65
Dec. 5	Colorado State	Barford	Macon	Beard	Thomas	Thompson	W, 92-66
Dec. 9	Minnesota	Barford	Macon	Beard	Thomas	Gafford	W, 95-79
Dec. 16	vs. Troy+	Barford	Macon	Beard	Thomas	Gafford	W, 88-63
Dec. 19	Oral Roberts	--	--	--	--	--	--
Dec. 27	CSU Bakersfield	--	--	--	--	--	--
Dec. 30	Tennessee*	--	--	--	--	--	--
Jan. 2	at Mississippi State*	--	--	--	--	--	--
Jan. 6	at Auburn*	--	--	--	--	--	--
Jan. 10	LSU*	--	--	--	--	--	--
Jan. 13	Missouri*	--	--	--	--	--	--
Jan. 17	at Florida*	--	--	--	--	--	--
Jan. 20	Ole Miss*	--	--	--	--	--	--
Jan. 23	at Georgia*	--	--	--	--	--	--
Jan. 27	Oklahoma State	--	--	--	--	--	--
Jan. 30	at Texas A&M*	--	--	--	--	--	--
Feb. 3	at LSU*	--	--	--	--	--	--
Feb. 6	South Carolina*	--	--	--	--	--	--
Feb. 10	Vanderbilt*	--	--	--	--	--	--
Feb. 13	at Ole Miss*	--	--	--	--	--	--
Feb. 17	Texas A&M*	--	--	--	--	--	--
Feb. 20	Kentucky*	--	--	--	--	--	--
Feb. 24	at Alabama*	--	--	--	--	--	--
Feb. 27	Auburn*	--	--	--	--	--	--
March 3	at Missouri*	--	--	--	--	--	--

^ Phil Knight Invitational (Portland, Oregon)

+ at Verizon Arena (North Little Rock, Ark.)

\* SEC Game

% Big12/SEC Challenge

**LEADS & DEFICITS »**

Date	Opponent	Largest Lead	Largest Deficit	Time Led	Time Trailed	Time Tied	Outcome
Nov. 10	Samford	44 (2nd - 12:09)	1 (1st - 16:52)	38:45	0:07	1:08	W, 95-56
Nov. 12	Bucknell	28 (2nd - 00:19)	3 (1st - 19:37)	37:56	1:41	0:23	W, 101-73
Nov. 17	Fresno State	19 (2nd - 10:32)	6 (1st - 17:50)	35:05	4:42	0:13	W, 83-75
Nov. 23	vs. Oklahoma^	10 (1st - 8:45)	2 (1st - 16:05)	36:29	0:58	2:33	W, 93-83
Nov. 24	vs. North Carolina^	6 (1st - 15:05)	19 (2nd - 0:24)	7:25	31:21	1:14	L, 87-68
Nov. 26	vs. UConn^	42 (2nd - 2:03)	None	39:49	None	0:11	W, 102-67
Dec. 2	at Houston	None	30 (2nd - 3:04)	None	38:34	1:26	L, 91-65
Dec. 5	Colorado State	29 (2nd - 5:43)	11 (1st - 16:10)	32:05	7:34	0:21	W, 92-66
Dec. 9	Minnesota	19 (2nd - 7:59)	None	39:19	None	0:41	W, 95-79
Dec. 16	vs. Troy+	25 (2nd - 1:43)	6 (1st - 18:47)	35:38	4:10	0:12	W, 88-63
Dec. 19	Oral Roberts	--	--	--	--	--	--
Dec. 27	CSU Bakersfield	--	--	--	--	--	--
Dec. 30	Tennessee*	--	--	--	--	--	--
Jan. 2	at Mississippi State*	--	--	--	--	--	--
Jan. 6	at Auburn*	--	--	--	--	--	--
Jan. 10	LSU*	--	--	--	--	--	--
Jan. 13	Missouri*	--	--	--	--	--	--
Jan. 17	at Florida*	--	--	--	--	--	--
Jan. 20	Ole Miss*	--	--	--	--	--	--
Jan. 23	at Georgia*	--	--	--	--	--	--
Jan. 27	Oklahoma State	--	--	--	--	--	--
Jan. 30	at Texas A&M*	--	--	--	--	--	--
Feb. 3	at LSU*	--	--	--	--	--	--
Feb. 6	South Carolina*	--	--	--	--	--	--
Feb. 10	Vanderbilt*	--	--	--	--	--	--
Feb. 13	at Ole Miss*	--	--	--	--	--	--
Feb. 17	Texas A&M*	--	--	--	--	--	--
Feb. 20	Kentucky*	--	--	--	--	--	--
Feb. 24	at Alabama*	--	--	--	--	--	--
Feb. 27	Auburn*	--	--	--	--	--	--
March 3	at Missouri*	--	--	--	--	--	--

^ Phil Knight Invitational (Portland, Oregon)

+ at Verizon Arena (North Little Rock, Ark.)

\* SEC Game

% Big12/SEC Challenge



▶ GAME-BY-GAME LEADERS »

Date	Opponent	Points	Rebounds	Assists	Steals	Blocks
Nov. 10	Samford	Two Players (16)	Thompson (8)	Macon (8)	Macon (2)	Gafford (3)
Nov. 12	Bucknell	Barford (27)	Thompson (11)	Macon (4)	Three Players (2)	Two Players (2)
Nov. 17	Fresno State	Gafford (25)	Gafford (8)	Barford (5)	Gafford (2)	Gafford (3)
Nov. 23	vs. Oklahoma^	Macon (27)	Thomas (9)	Thompson (5)	Two Players (2)	Barford (2)
Nov. 24	vs. North Carolina^	Barford (21)	Gafford (6)	Beard (4)	Barford (2)	Bailey (5)
Nov. 26	vs. UConn^	Barford (24)	Hall (6)	Thompson (5)	Five Players (1)	Bailey (1)
Dec. 2	at Houston	Two Players (13)	Two Players (6)	Beard (3)	Four Players (1)	Thompson (1)
Dec. 5	Colorado State	Two Players (19)	Gafford (6)	Macon (7)	Two Players (2)	Gafford (2)
Dec. 9	Minnesota	Barford (22)	Gafford (7)	Macon (8)	Two Players (2)	Gafford (6)
Dec. 16	vs. Troy+	Macon (25)	Barford (7)	Two Players (5)	Macon (3)	Gafford (3)
Dec. 19	Oral Roberts	--	--	--	--	--
Dec. 27	CSU Bakersfield	--	--	--	--	--
Dec. 30	Tennessee*	--	--	--	--	--
Jan. 2	at Mississippi State*	--	--	--	--	--
Jan. 6	at Auburn*	--	--	--	--	--
Jan. 10	LSU*	--	--	--	--	--
Jan. 13	Missouri*	--	--	--	--	--
Jan. 17	at Florida*	--	--	--	--	--
Jan. 20	Ole Miss*	--	--	--	--	--
Jan. 23	at Georgia*	--	--	--	--	--
Jan. 27	Oklahoma State	--	--	--	--	--
Jan. 30	at Texas A&M*	--	--	--	--	--
Feb. 3	at LSU*	--	--	--	--	--
Feb. 6	South Carolina*	--	--	--	--	--
Feb. 10	Vanderbilt*	--	--	--	--	--
Feb. 13	at Ole Miss*	--	--	--	--	--
Feb. 17	Texas A&M*	--	--	--	--	--
Feb. 20	Kentucky*	--	--	--	--	--
Feb. 24	at Alabama*	--	--	--	--	--
Feb. 27	Auburn*	--	--	--	--	--
March 3	at Missouri*	--	--	--	--	--

^ Phil Knight Invitational (Portland, Oregon)

+ at Verizon Arena (North Little Rock, Ark.)

\* SEC Game

% Big12/SEC Challenge

Date	Opponent	Deflections	Charges	Steals	Dunks	Blocks
Nov. 10	Samford	43	2	7	12	6
Nov. 12	Bucknell	34	1	10	4	5
Nov. 17	Fresno State	42	4	5	7	6
Nov. 23	vs. Oklahoma^	37	3	8	2	4
Nov. 24	vs. North Carolina^	48	1	8	0	9
Nov. 26	vs. UConn^	43	2	5	4	1
Dec. 2	at Houston	27	4	4	0	1
Dec. 5	Colorado State	42	2	6	5	3
Dec. 9	Minnesota	50	1	5	3	9
Dec. 16	vs. Troy+	50	1	7	7	8
Dec. 19	Oral Roberts	--	--	--	--	--
Dec. 27	CSU Bakersfield	--	--	--	--	--
Dec. 30	Tennessee*	--	--	--	--	--
Jan. 2	at Mississippi State*	--	--	--	--	--
Jan. 6	at Auburn*	--	--	--	--	--
Jan. 10	LSU*	--	--	--	--	--
Jan. 13	Missouri*	--	--	--	--	--
Jan. 17	at Florida*	--	--	--	--	--
Jan. 20	Ole Miss*	--	--	--	--	--
Jan. 23	at Georgia*	--	--	--	--	--
Jan. 27	Oklahoma State	--	--	--	--	--
Jan. 30	at Texas A&M*	--	--	--	--	--
Feb. 3	at LSU*	--	--	--	--	--
Feb. 6	South Carolina*	--	--	--	--	--
Feb. 10	Vanderbilt*	--	--	--	--	--
Feb. 13	at Ole Miss*	--	--	--	--	--
Feb. 17	Texas A&M*	--	--	--	--	--
Feb. 20	Kentucky*	--	--	--	--	--
Feb. 24	at Alabama*	--	--	--	--	--
Feb. 27	Auburn*	--	--	--	--	--
March 3	at Missouri*	--	--	--	--	--
<b>TOTALS</b>		<b>416</b>	<b>21</b>	<b>65</b>	<b>44</b>	<b>52</b>

^ Phil Knight Invitational (Portland, Oregon)

+ at Verizon Arena (North Little Rock, Ark.)

\* SEC Game

% Big12/SEC Challenge

# MISCELLANEOUS TEAM STATS »

Date	Opponent	W/L	Points In Paint			Pts Off Turnovers			2nd Chance Pts			Fast Break Pts		
			Ark	Opp.	Diff.	Ark	Opp.	Diff.	Ark	Opp.	Diff.	Ark	Opp.	Diff.
Nov. 10	Samford	W	44	20	+24	35	14	+21	7	17	-10	19	9	+10
Nov. 12	Bucknell	W	54	28	+26	29	15	+14	25	8	+17	10	0	+10
Nov. 17	Fresno State	W	40	36	+4	20	11	+9	13	14	-1	12	9	+3
Nov. 23	vs. Oklahoma^	W	30	42	-12	20	13	+7	12	4	+8	6	12	-6
Nov. 24	vs. North Carolina^	L	28	38	-10	15	15	0	6	8	-2	2	8	-6
Nov. 26	vs. UConn^	W	38	28	+10	20	16	+4	9	7	+2	13	3	+10
Dec. 2	at Houston	L	18	29	-11	9	12	-3	8	9	-1	0	9	-9
Dec. 5	Colorado State	W	38	20	+18	27	6	+21	8	18	-10	16	7	+9
Dec. 9	Minnesota	W	46	38	+8	17	12	+5	15	12	+3	11	15	-4
Dec. 16	vs. Troy+	W	50	16	+34	17	7	+10	12	9	+3	19	2	+17
Dec. 19	Oral Roberts	--	--	--	--	--	--	--	--	--	--	--	--	--
Dec. 27	CSU Bakersfield	--	--	--	--	--	--	--	--	--	--	--	--	--
Dec. 30	Tennessee*	--	--	--	--	--	--	--	--	--	--	--	--	--
Jan. 2	at Mississippi State*	--	--	--	--	--	--	--	--	--	--	--	--	--
Jan. 6	at Auburn*	--	--	--	--	--	--	--	--	--	--	--	--	--
Jan. 10	LSU*	--	--	--	--	--	--	--	--	--	--	--	--	--
Jan. 13	Missouri*	--	--	--	--	--	--	--	--	--	--	--	--	--
Jan. 17	at Florida*	--	--	--	--	--	--	--	--	--	--	--	--	--
Jan. 20	Ole Miss*	--	--	--	--	--	--	--	--	--	--	--	--	--
Jan. 23	at Georgia*	--	--	--	--	--	--	--	--	--	--	--	--	--
Jan. 27	Oklahoma State	--	--	--	--	--	--	--	--	--	--	--	--	--
Jan. 30	at Texas A&M*	--	--	--	--	--	--	--	--	--	--	--	--	--
Feb. 3	at LSU*	--	--	--	--	--	--	--	--	--	--	--	--	--
Feb. 6	South Carolina*	--	--	--	--	--	--	--	--	--	--	--	--	--
Feb. 10	Vanderbilt*	--	--	--	--	--	--	--	--	--	--	--	--	--
Feb. 13	at Ole Miss*	--	--	--	--	--	--	--	--	--	--	--	--	--
Feb. 17	Texas A&M*	--	--	--	--	--	--	--	--	--	--	--	--	--
Feb. 20	Kentucky*	--	--	--	--	--	--	--	--	--	--	--	--	--
Feb. 24	at Alabama*	--	--	--	--	--	--	--	--	--	--	--	--	--
Feb. 27	Auburn*	--	--	--	--	--	--	--	--	--	--	--	--	--
March 3	at Missouri*	--	--	--	--	--	--	--	--	--	--	--	--	--
<b>TOTALS</b>		<b>8-2</b>	<b>386</b>	<b>295</b>	<b>+91</b>	<b>209</b>	<b>121</b>	<b>+88</b>	<b>115</b>	<b>106</b>	<b>+9</b>	<b>108</b>	<b>74</b>	<b>+34</b>

^ Phil Knight Invitational (Portland, Oregon)

+ at Verizon Arena (North Little Rock, Ark.)

\* SEC Game

% Big12/SEC Challenge

# JAYLEN BARFORD



#0 | Senior | Guard | 6-3 | 202 | Jackson, Tenn. | Motlow State CC

## BARFORD'S NEWS & NOTES »

- Leads team in scoring at 18.6 points per game, going 66-of-137 from the floor.
- Tied for the most games in the country of at least 15 points, 2 rebounds, 2 assists and less than 3 turnovers with seven.
- Has nine career 20-point games, seven coming away from Bud Walton Arena.
- Four of eight 20-point efforts are this season, including two performances in Portland vs. UNC and UConn.
- Hit at least 2 three-pointers in the eight of 10 games, after having just seven similar efforts last year.
- Named to PK80 Victory Bracket All-Tournament team, after leading the team with 21.3 points per game.
- Was the first Razorback in eight years to average 20 points per game through the first six games.
- Named to preseason coaches All-SEC second team.
- Scored a career and game-high 27 points against Bucknell.
- Finished third on the team in scoring last season, averaging 12.8 points per game.
- Pulled down multiple rebounds in each of the final 28 games last season.
- Finished second on the team with 72 assists and had 21 games with multiple dimes last season.

## GAME-BY-GAME STATS »

#00 Jaylen Barford

Opponent	Date	gs	min	Total		3-Pointers		Free throws		Rebounds				pf	a	t/o	blk	stl	pts	avg	
				fg-fga	pct	3fg-fga	pct	ft-fa	pct	off	def	tot	avg								
SAMFORD	11/10/17	*	29	5-11	.455	2-5	.400	4-5	.800	0	4	4	4.0	3	6	2	1	1	16	16.0	
BUCKNELL	11/12/17	*	28	10-15	.667	2-3	.667	5-9	.556	2	3	5	4.5	1	2	1	0	2	27	21.5	
FRESNO STATE	11/17/17	*	35	5-13	.385	2-4	.500	6-8	.750	3	4	7	5.3	3	5	2	0	0	18	20.3	
vs Oklahoma	11/23/17	*	34	7-19	.368	3-7	.429	2-4	.500	0	2	2	4.5	2	2	2	2	0	19	20.0	
vs North Carolina	11/24/17	*	27	9-17	.529	2-6	.333	1-1	1.000	0	3	3	4.2	4	2	3	1	2	21	20.2	
vs UCONN	11/26/17	*	27	9-12	.750	4-5	.800	2-2	1.000	0	4	4	4.2	0	3	2	0	0	24	20.8	
at Houston	12/02/17	*	36	3-11	.273	0-3	.000	7-9	.778	2	1	3	4.0	2	2	3	0	0	13	19.7	
COLORADO STATE	12/05/17	*	25	7-13	.538	3-6	.500	2-4	.500	1	4	5	4.1	2	3	1	0	0	19	19.6	
MINNESOTA	12/09/17	*	36	9-15	.600	2-5	.400	2-3	.667	0	4	4	4.1	1	4	0	1	0	22	19.9	
vs Troy	12/16/17	*	30	2-11	.182	1-5	.200	2-4	.500	1	6	7	4.4	1	5	0	0	1	7	18.6	
Totals			10	307	66-137	.482	21-49	.429	33-49	.673	9	35	44	4.4	19	34	16	5	6	186	18.6

Games played: 10  
Minutes/game: 30.7  
Points/game: 18.6  
FG Pct: 48.2  
3FG Pct: 42.9  
FT Pct: 67.3

Rebounds/game: 4.4  
Assists/game: 3.4  
Turnovers/game: 1.6  
Assist/turnover ratio: 2.1  
Steals/game: 0.6  
Blocks/game: 0.5

## PERSONAL BESTS »

### POINTS

Season: 27 vs. Bucknell (11/12/17)

Career: 27 vs. Bucknell (11/12/17)

### FIELD GOALS

Season: 10 vs. Bucknell (11/12/17)

Career: 10 vs. Bucknell (11/12/17)

### FIELD GOALS ATTEMPTED

Season: 19 vs. Oklahoma (11/23/17)

Career: 19 vs. Oklahoma (11/23/17)

### 3-POINT FIELD GOALS

Season: 4 vs. UConn (11/26/17)

Career: 4 vs. UConn (11/26/17)

### 3-POINT FG ATTEMPTS

Season: 7 vs. Oklahoma (11/23/17)

Career: 7 vs. Oklahoma (11/23/17)

### FREE THROWS MADE

Season: 7 at Houston (12/02/17)

Career: 7 (2x), last at Houston (12/02/17)

### FREE THROWS ATTEMPTS

Season: 9 (2x), last at Houston (12/02/17)

Career: 9 (3x), last at Houston (12/02/17)

### REBOUNDS

Season: 7 (2x), last vs. Troy (12/16/17)

Career: 7 (3x), last vs. Troy (12/16/17)

### ASSISTS

Season: 6 vs. Samford (11/10/17)

Career: 6 (2x), last vs. Samford (11/10/17)

### STEALS

Season: 2 (2x), last vs. North Carolina (11/24/17)

Career: 4 (2x), last vs. Seton Hall (03/17/17)

### BLOCKS

Season: 2 vs. Oklahoma (11/23/17)

Career: 2 (2x), last vs. Oklahoma (11/23/17)

### MINUTES

Season: 36 (2x), last vs. Minnesota (12/09/17)

Career: 36 (2x), last vs. Minnesota (12/09/17)

## CAREER STATISTICS AT ARKANSAS »

			Total		3-Point		F-Throws		Rebounds											Scoring	
Season	gp-gs	min/avg	fg-fga	pct	fg-fga	pct	ft-fa	pct	off	def	tot	avg	pf	fo	ast	to	blk	stl	pts	avg	
2016-17	36-30	914/25.4	174-397	.438	29-109	.266	82-109	.752	39	97	136	3.8	81	0	72	71	6	44	459	12.8	
2017-18	10-10	307/30.7	66-137	.482	21-49	.429	33-49	.673	9	35	44	4.4	19	0	34	16	5	6	186	18.6	
TOTAL	46-40	1221/26.5	240-534	.449	50-158	.316	115-158	.728	48	132	180	3.9	100	0	106	87	11	50	645	14.0	



# TREY THOMPSON



#1 | Senior | Forward | 6-9 | 265 | Madison, Ark. | Forrest City HS

## THOMPSON'S NEWS & NOTES »

- Is second on the team with 89 games played as a Razorback.
- Tied his career high with 11 boards against Bucknell.
- One of four Razorbacks with 20-plus assists (23) and the only forward.
- Third on the team with 42 total rebounds through 10 games.
- Is the tallest player in Arkansas history with more career assists (116) than made field goals (86), according to @HogStats.
- Led the team with 12 assists in three games at PK80, with his first two 5-assist games this season.
- Averaged 2.4 points, 3.3 rebounds and 1.6 assists per contest last season.
- Finished second on the team with 29 blocks last year, including multiple swats in 12 games.
- Had the second-best assist-to-turnover ratio on the team at 2.5 with 56 assists and only 22 turnovers.
- Shot 61.8 percent (34-55) from the field, the best field goal percentage on the team.
- Scored a season-high eight points in victories over Missouri (Jan. 14) and Ole Miss (Feb. 18) last season.

## GAME-BY-GAME STATS »

#01 Trey Thompson

Opponent	Date	gs	min	Total		3-Pointers		Free throws		Rebounds				pf	a	t/o	blk	stl	pts	avg	
				fg-fga	pct	3fg-fga	pct	ft-fta	pct	off	def	tot	avg								
SAMFORD	11/10/17	*	25	4-4	1.000	0-0	.000	0-0	.000	1	7	8	8.0	2	3	0	0	1	8	8.0	
BUCKNELL	11/12/17	*	25	1-2	.500	0-0	.000	0-1	.000	4	7	11	9.5	3	2	2	1	0	2	5.0	
FRESNO STATE	11/17/17	*	10	1-2	.500	0-0	.000	1-3	.333	1	0	1	6.7	4	0	4	0	0	3	4.3	
vs Oklahoma	11/23/17	*	15	1-2	.500	0-0	.000	0-0	.000	2	2	4	6.0	2	5	1	0	1	2	3.8	
vs North Carolina	11/24/17	*	26	2-3	.667	0-0	.000	0-2	.000	1	1	2	5.2	2	2	0	1	1	4	3.8	
vs UCONN	11/26/17	*	19	0-1	.000	0-0	.000	1-2	.500	0	3	3	4.8	1	5	0	0	0	1	3.3	
at Houston	12/02/17	*	22	0-3	.000	0-0	.000	0-0	.000	0	2	2	4.4	4	0	3	1	1	0	2.9	
COLORADO STATE	12/05/17	*	15	1-2	.500	0-0	.000	0-0	.000	1	1	2	4.1	2	3	0	1	0	2	2.8	
MINNESOTA	12/09/17		19	1-3	.333	0-0	.000	0-0	.000	2	4	6	4.3	4	2	2	2	2	2	2.7	
vs Troy	12/16/17		14	3-3	1.000	0-0	.000	2-2	1.000	1	2	3	4.2	2	1	2	2	1	8	3.2	
Totals			8	190	14-25	.560	0-0	.000	4-10	.400	13	29	42	4.2	26	23	14	8	7	32	3.2

Games played: 10  
Minutes/game: 19.0  
Points/game: 3.2  
FG Pct: 56.0  
FT Pct: 40.0

Rebounds/game: 4.2  
Assists/game: 2.3  
Turnovers/game: 1.4  
Assist/turnover ratio: 1.6  
Steals/game: 0.7  
Blocks/game: 0.8

## PERSONAL BESTS »

### POINTS

Season: 8 (2x), last vs. Troy (12/16/17)  
Career: 13 vs. LSU (02/23/16)

### FIELD GOALS

Season: 4 vs. Samford (11/10/17)  
Career: 6 vs. LSU (02/23/16)

### FIELD GOALS ATTEMPTED

Season: 4 vs. Samford (11/10/17)  
Career: 7 vs. Tennessee Tech (12/12/15)

### 3-POINT FIELD GOALS

Season: --  
Career: --

### 3-POINT FG ATTEMPTS

Season: --  
Career: 1 at Tennessee (01/03/17)

### FREE THROWS MADE

Season: 2 vs. Troy (12/16/17)  
Career: 4 (2x), last at No. 6 Kentucky (01/07/17)

### FREE THROWS ATTEMPTS

Season: 3 vs. Fresno State (11/17/17)  
Career: 5 at Texas A&M (01/02/16)

### REBOUNDS

Season: 11 vs. Bucknell (11/12/17)  
Career: 11 (2x), last vs. Bucknell (11/12/17)

### ASSISTS

Season: 5 (2x), last vs. UConn (11/26/17)  
Career: 6 vs. Texas A&M (02/22/17)

### STEALS

Season: 2 vs. Minnesota (12/09/17)  
Career: 3 vs. Ole Miss (02/18/17)

### BLOCKS

Season: 2 (2x), last vs. Troy (12/16/17)  
Career: 4 vs. Texas Tech (01/30/16)

### MINUTES

Season: 26 vs. North Carolina (11/24/17)  
Career: 29 (2x), last vs. Auburn (02/25/17)

## CAREER STATISTICS AT ARKANSAS »

			Total		3-Point		F-Throws		Rebounds											Scoring	
Season	gp-gs	min/avg	fg-fga	pct	fg-fga	pct	ft-fa	pct	off	def	tot	avg	pf	fo	ast	to	blk	stl	pts	avg	
2014-15	14-0	33/2.4	1-5	.200	0-0	.000	3-3	1.000	3	3	6	0.4	3	0	1	4	1	1	5	0.4	
2015-16	29-1	503/17.3	37-61	.607	0-0	.000	16-31	.516	28	96	124	4.3	88	6	36	33	27	13	90	3.1	
2016-17	36-0	503/14.0	34-55	.618	0-1	.000	19-29	.655	30	87	117	3.3	79	0	56	22	29	22	87	2.4	
2017-18	10-8	190/19.0	14-25	.560	0-0	.000	4-10	.400	13	29	42	4.2	26	0	23	14	8	7	32	3.2	
TOTAL	89-9	1229/13.8	86-146	.589	0-1	.000	42-73	.575	74	215	289	3.2	196	6	116	73	65	43	214	2.4	

# ADRIO BAILEY



#2 | Sophomore | Forward | 6-6 | 204 | Campti, La. | Lakeview HS

## BAILEY'S NEWS & NOTES »

- Slammed home a career-high four dunks against Troy to go 5-of-8 from the field for 10 points.
- Tied his career high in blocks each of the first three games, then broke it against UNC, swatting five shots.
- His five blocks in 18 minutes was the first performance by Razorback with 5+ blocks in fewer than 20 minutes of playing time since Moses Kingsley against Mississippi State on Feb. 21, 2015 (via @HogStats).
- Started each of the first seven games, after making just two starts out of 27 games played as a freshman.
- Has seven four-rebound efforts this season, after starting the season with six straight.
- Represented Arkansas at the 2017 SEC Men's Basketball Leadership Council.
- Played a season-high 19 minutes in the second round game of the NCAA Tournament against No. 1 North Carolina (March 19), recording a season-high three steals and adding four points.

## GAME-BY-GAME STATS »

#02 Adrio Bailey

Opponent	Date	gs	min	Total		3-Pointers		Free throws		Rebounds				pf	a	t/o	blk	stl	pts	avg	
				fg-fga	pct	3fg-fga	pct	ft-fa	pct	off	def	tot	avg								
SAMFORD	11/10/17	*	25	7-8	.875	0-0	.000	1-1	1.000	2	4	6	6.0	0	1	3	2	1	15	15.0	
BUCKNELL	11/12/17	*	23	3-5	.600	0-0	.000	1-2	.500	2	2	4	5.0	4	2	2	2	2	7	11.0	
FRESNO STATE	11/17/17	*	28	1-2	.500	0-0	.000	3-4	.750	2	3	5	5.0	3	3	0	2	0	5	9.0	
vs Oklahoma	11/23/17	*	17	3-6	.500	0-0	.000	3-4	.750	3	4	7	5.5	1	1	0	1	0	9	9.0	
vs North Carolina	11/24/17	*	18	2-5	.400	0-0	.000	0-0	.000	1	3	4	5.2	1	0	0	5	0	4	8.0	
vs UCONN	11/26/17	*	24	4-7	.571	0-0	.000	0-1	.000	2	2	4	5.0	2	0	0	1	1	8	8.0	
at Houston	12/02/17	*	11	1-2	.500	0-0	.000	2-3	.667	0	1	1	4.4	3	0	1	0	0	4	7.4	
COLORADO STATE	12/05/17		9	0-0	.000	0-0	.000	0-0	.000	0	0	0	3.9	1	1	0	0	0	0	6.5	
MINNESOTA	12/09/17		15	3-7	.429	0-0	.000	0-0	.000	1	1	2	3.7	3	0	0	0	0	6	6.4	
vs Troy	12/16/17		16	5-8	.625	0-0	.000	0-0	.000	3	3	6	3.9	3	2	1	1	0	10	6.8	
Totals			7	186	29-50	.580	0-0	.000	10-15	.667	16	23	39	3.9	21	10	7	14	4	68	6.8

Games played: 10  
Minutes/game: 18.6  
Points/game: 6.8  
FG Pct: 58.0  
FT Pct: 66.7

Rebounds/game: 3.9  
Assists/game: 1.0  
Turnovers/game: 0.7  
Assist/turnover ratio: 1.4  
Steals/game: 0.4  
Blocks/game: 1.4

## PERSONAL BESTS »

### POINTS

Season: 15 vs. Samford (11/10/17)

Career: 15 vs. Samford (11/10/17)

### FIELD GOALS

Season: 7 vs. Samford (11/10/17)

Career: 7 (2x), last vs. Samford (11/10/17)

### FIELD GOALS ATTEMPTED

Season: 8 (2x), last vs. Troy (12/16/17)

Career: 8 (3x), last vs. Troy (12/16/17)

### 3-POINT FIELD GOALS

Season: --

Career: --

### 3-POINT FG ATTEMPTS

Season: --

Career: --

### FREE THROWS MADE

Season: 3 (2x), last vs. Oklahoma (11/23/17)

Career: 3 (2x), last vs. Oklahoma (11/23/17)

### FREE THROWS ATTEMPTS

Season: 4 vs. Oklahoma (11/23/17)

Career: 4 (3x), last vs. Oklahoma (11/23/17)

### REBOUNDS

Season: 7 vs. Oklahoma (11/23/17)

Career: 7 (2x), last vs. Oklahoma (11/23/17)

### ASSISTS

Season: 3 vs. Fresno State (11/17/17)

Career: 3 vs. Fresno State (11/17/17)

### STEALS

Season: 2 vs. Bucknell (11/12/17)

Career: 3 vs. No. 1 North Carolina (03/19/17)

### BLOCKS

Season: 5 vs. North Carolina (11/24/17)

Career: 5 vs. North Carolina (11/24/17)

### MINUTES

Season: 28 vs. Fresno State (11/17/17)

Career: 28 vs. Fresno State (11/17/17)

## CAREER STATISTICS AT ARKANSAS »

Season	gp-gs	min/avg	Total		3-Point		F-Throws		Rebounds				Scoring					
			fg-fga	pct	fg-fga	pct	ft-fa	pct	off	def	tot	avg	pf	fo	ast	to	blk	stl
2016-17	27-2	200/7.4	22-39	.564	0-0	.000	6-19	.316	13	22	35	1.3	29	0	7	11	7	14
2017-18	10-7	186/18.6	29-50	.580	0-0	.000	10-15	.667	16	23	39	3.9	21	0	10	7	14	4
TOTAL	37-9	386/10.4	51-89	.573	0-0	.000	16-34	.471	29	45	74	2.0	50	0	17	18	21	18

# DARYL MACON



#4 | Senior | Guard | 6-3 | 185 | Little Rock, Ark. | Holmes CC

## MACON'S NEWS & NOTES »

- Named to preseason coaches All-SEC second team.
- Recorded his third 20-point effort of the season against Troy, going 8-of-14 for 25 points, 5 assists and 3 rebs.
- Second on the team in scoring, averaging 15.4 points per game.
- Has four five-plus assist games this season, including each of the last three contests.
- Has assisted on 20 baskets over the last three games and has just three turnovers.
- Despite being held scoreless in the first half against Minnesota, Macon assisted on seven baskets.
- Scored all 12 points against Minnesota in the 2nd half, giving him his seventh double-figure scoring game this year.
- Led the team with 13 three-plus assist games a year ago, has five this season.
- Pulled down three-plus boards 21 times, including nine of the last 16 games.
- Is one of four Razorbacks in the SEC era to score 30 points in a game off the bench.
- Finished 2nd on the team in scoring last year, averaging 13.4 ppg and scoring in double figures 27 times.
- Named to the 2017 SEC All-Tournament Team after averaging 16.7 points per game.
- Earned SEC Player of the Week (Feb. 20), after scoring a season-high 30 points on 10-of-13 shooting off the bench, including 6-of-9 from behind the arc, in Arkansas' win over Ole Miss (Feb. 18).

## GAME-BY-GAME STATS »

#04 Daryl Macon

Opponent	Date	gs	min	Total		3-Pointers		Free throws		Rebounds				pf	a	t/o	blk	stl	pts	avg
				fg-fga	pct	3fg-fga	pct	ft-fa	pct	off	def	tot	avg							
SAMFORD	11/10/17	*	30	5-9	.556	4-7	.571	2-2	1.000	0	3	3	3.0	2	8	1	0	2	16	16.0
BUCKNELL	11/12/17	*	29	8-15	.533	3-6	.500	2-2	1.000	1	1	2	2.5	2	4	3	0	1	21	18.5
FRESNO STATE	11/17/17	*	34	3-10	.300	1-3	.333	4-4	1.000	1	1	2	2.3	1	1	3	1	1	11	16.0
vs Oklahoma	11/23/17	*	34	7-13	.538	6-8	.750	7-7	1.000	0	5	5	3.0	2	1	3	0	2	27	18.8
vs North Carolina	11/24/17	*	23	2-11	.182	1-5	.200	2-2	1.000	0	1	1	2.6	0	2	1	0	1	7	16.4
vs UCONN	11/26/17	*	26	5-9	.556	2-4	.500	4-6	.667	0	3	3	2.7	1	2	1	0	1	16	16.3
at Houston	12/02/17	*	29	3-10	.300	1-4	.250	3-5	.600	0	0	0	2.3	2	1	2	0	0	10	15.4
COLORADO STATE	12/05/17	*	26	4-8	.500	0-4	.000	1-1	1.000	0	0	0	2.0	2	7	1	0	2	9	14.6
MINNESOTA	12/09/17	*	30	4-12	.333	2-8	.250	2-3	.667	0	2	2	2.0	2	8	2	0	2	12	14.3
vs Troy	12/16/17	*	30	8-14	.571	5-9	.556	4-4	1.000	0	3	3	2.1	2	5	0	0	3	25	15.4
Totals			10	291	49-111	.441	25-58	.431	31-36	.861	2	19	21	2.1	16	39	17	1	154	15.4

Games played: 10  
Minutes/game: 29.1  
Points/game: 15.4  
FG Pct: 44.1  
3FG Pct: 43.1  
FT Pct: 86.1

Rebounds/game: 2.1  
Assists/game: 3.9  
Turnovers/game: 1.7  
Assist/turnover ratio: 2.3  
Steals/game: 1.5  
Blocks/game: 0.1

## PERSONAL BESTS »

### POINTS

Season: 27 vs. Oklahoma (11/23/17)

Career: 30 vs. Ole Miss (02/18/17)

### FIELD GOALS

Season: 8 (2x), last vs. Troy (12/16/17)

Career: 10 vs. Ole Miss (02/18/17)

### FIELD GOALS ATTEMPTED

Season: 15 vs. Bucknell (11/12/17)

Career: 15 vs. Bucknell (11/12/17)

### 3-POINT FIELD GOALS

Season: 6 vs. Oklahoma (11/23/17)

Career: 6 (2x), last vs. Oklahoma (11/23/17)

### 3-POINT FG ATTEMPTS

Season: 9 vs. Troy (12/16/17)

Career: 9 vs. Troy (12/16/17)

### FREE THROWS MADE

Season: 7 vs. Oklahoma (11/23/17)

Career: 14 vs. Texas (12/17/16)

### FREE THROWS ATTEMPTS

Season: 7 vs. Oklahoma (11/23/17)

Career: 14 vs. Texas (12/17/16)

### REBOUNDS

Season: 5 vs. Oklahoma (11/23/17)

Career: 7 (2x) last vs. LSU (01/21/17)

### ASSISTS

Season: 8 (2x), last vs. Minnesota (12/09/17)

Career: 8 (2x), last vs. Minnesota (12/09/17)

### STEALS

Season: 3 vs. Troy (12/16/17)

Career: 4 vs. Fort Wayne (11/11/16)

### BLOCKS

Season: 1 vs. Fresno State (11/17/17)

Career: 1 (3x), last vs. Fresno State (11/17/17)

### MINUTES

Season: 34 (2x), last vs. Oklahoma (11/23/17)

Career: 34 (2x), last vs. Oklahoma (11/23/17)

## CAREER STATISTICS AT ARKANSAS »

			Total		3-Point		F-Throws		Rebounds											Scoring	
Season	gp-gs	min/avg	fg-fga	pct	fg-fga	pct	ft-fa	pct	off	def	tot	avg	pf	fo	ast	to	blk	stl	pts	avg	
2016-17	36-21	908/25.2	141-311	.453	65-168	.387	136-157	.866	19	76	95	2.6	65	1	80	65	2	41	483	13.4	
2017-18	10-10	291/29.1	49-111	.441	25-58	.431	31-36	.861	2	19	21	2.1	16	0	39	17	1	15	154	15.4	
TOTAL	46-31	1199/26.1	190-422	.450	90-226	.398	167-193	.865	21	95	116	2.5	81	1	119	82	3	56	637	13.8	

# ARLANDO COOK



#5 | Senior | Forward | 6-8 | 206 | St. Louis, Mo. | Connors State College

## COOK'S NEWS & NOTES »

- Had four points, two rebounds and a steal in 14 minutes in Arkansas' win over No. 14 Minnesota.
- In his first game back this season against Colorado State, tallied four rebounds and tied his career high with two assists in 15 minutes of action.
- Had eight points in the first half at Auburn last season, going 3-for-3 from the floor and 2-for-2 from the charity stripe.
- Had a season-high seven rebounds at Texas A&M in Arkansas' comeback win over the Aggies last year.
- Had a rebound in 30 games and scored in 24 of 36 games last season.
- Had a career-high three blocks and six rebounds against Sam Houston State in 15 minutes of action a year ago.
- Went 4-for-4 from the charity stripe in the final two minutes against Texas.

## GAME-BY-GAME STATS »

### #05 Arlando Cook

Opponent	Date	gs	min	Total fg-fga	pct	3-Pointers 3fg-fga	pct	Free throws ft-fa	pct	Rebounds off def tot	avg	pf	a	t/o	blk	stl	pts	avg
SAMFORD	11/10/17	dnp		-	-	-	-	-	-	-	-	-	-	-	-	-	-	-
BUCKNELL	11/12/17	dnp		-	-	-	-	-	-	-	-	-	-	-	-	-	-	-
FRESNO STATE	11/17/17	dnp		-	-	-	-	-	-	-	-	-	-	-	-	-	-	-
vs Oklahoma	11/23/17	dnp		-	-	-	-	-	-	-	-	-	-	-	-	-	-	-
vs North Carolina	11/24/17	dnp		-	-	-	-	-	-	-	-	-	-	-	-	-	-	-
vs UCONN	11/26/17	dnp		-	-	-	-	-	-	-	-	-	-	-	-	-	-	-
at Houston	12/02/17	dnp		-	-	-	-	-	-	-	-	-	-	-	-	-	-	-
COLORADO STATE	12/05/17	15		0-3	.000	0-0	.000	0-0	.000	1	3	4	4.0	1	2	0	0	0
MINNESOTA	12/09/17	14		1-1	1.000	0-0	.000	2-2	1.000	1	1	2	3.0	2	0	0	0	4
vs Troy	12/16/17	9		0-1	.000	0-0	.000	0-0	.000	0	3	3	3.0	0	1	0	0	0
Totals		0	38	1-5	.200	0-0	.000	2-2	1.000	2	7	9	3.0	3	3	0	0	4

Games played: 3  
Minutes/game: 12.7  
Points/game: 1.3  
FG Pct: 20.0  
FT Pct: 100.0

Rebounds/game: 3.0  
Assists/game: 1.0  
Assist/turnover ratio: 99.9  
Steals/game: 0.7

## PERSONAL BESTS »

### POINTS

Season: 4 vs. Minnesota (12/09/17)  
Career: 9 vs. Southern Illinois (11/14/16)

### FIELD GOALS

Season: 1 vs. Minnesota (12/09/17)  
Career: 4 vs. Southern Illinois (11/14/16)

### FIELD GOALS ATTEMPTED

Season: 3 vs. Colorado State (12/05/17)  
Career: 8 vs. Southern Illinois (11/14/16)

### 3-POINT FIELD GOALS

Season: --  
Career: --

### 3-POINT FG ATTEMPTS

Season: --  
Career: --

### FREE THROWS MADE

Season: 2 vs. Minnesota (12/09/17)  
Career: 4 (3x), last vs. LSU (01/21/17)

### FREE THROWS ATTEMPTS

Season: 2 vs. Minnesota (12/09/17)  
Career: 7 vs. LSU (01/21/17)

### REBOUNDS

Season: 4 vs. Colorado State (12/05/17)  
Career: 7 at Texas A&M (01/17/17)

### ASSISTS

Season: 2 vs. Colorado State (12/05/17)  
Career: 2 (4x), last vs. Colorado State (12/05/17)

### STEALS

Season: 1 (2x), last vs. Minnesota (12/09/17)  
Career: 2 (2x), last at Texas A&M (01/17/17)

### BLOCKS

Season: --  
Career: 3 vs. Sam Houston State (12/22/16)

### MINUTES

Season: 15 vs. Colorado State (12/05/17)  
Career: 21 (2x), last at Texas A&M (01/17/17)

## CAREER STATISTICS AT ARKANSAS »

Season	gp-gs		min/avg		Total fg-fga		3-Point fg-fga		F-Throws ft-fa		Rebounds				Scoring					
	gp	gs	min	avg	fg	pct	fg	pct	ft	pct	off	def	tot	avg	pf	fo	ast	to	blk	stl
2016-17	36	7	406	11.3	39	.438	0-0	.000	24	.649	29	54	83	2.3	63	1	12	23	14	10
2017-18	3	0	38	12.7	1-5	.200	0-0	.000	2-2	1.000	2	7	9	3.0	3	0	3	0	0	2
TOTAL	39	7	444	11.4	40	.426	0-0	.000	26	.667	31	61	92	2.4	66	1	15	23	14	12



# DANIEL GAFFORD



#10 | Freshman | Forward | 6-11 | 234 | El Dorado, Ark. | El Dorado HS

## GAFFORD'S NEWS & NOTES »

- Named SEC Freshman of the Week last week, following a 13-of-17 combined effort over CSU and Minnesota.
- Ranks second in the SEC in field goal percentage at 69.2 percent.
- Went 8-of-8 with 3 dunks against No. 14 Minnesota, scoring 16 points, 7 rebs and a career-high 6 blocks.
- He is the seventh Razorback player in the last 30 years to go 8-of-8 or better from the floor.
- Third on the team in scoring at 12.2 points per game, after a 25-point effort against Fresno State.
- Leads team with 22 dunks, including six against Fresno State.
- Two-time All-State, All-Conference and All-County selection at El Dorado High School.
- Was named second team All-Arkansas Democrat-Gazette in 2016, as a junior.
- Led the Wildcats to a 28-5 record and a trip to the 6A State Title game as a senior.
- Ranked the top player in Arkansas and the No. 11 power forward in the 2017 class by 247Sports.com.
- Rated as a four-star player by ESPN, 247Sports.com, Rivals.com, Scout.com, and Future150.com.
- Consensus top-50 player, rated as high as No. 33 in the 2017 class by Rivals.com.
- Averaged 17.4 points, 16 rebounds, 7.7 blocks, 2.5 steals and 1.4 assists per game as a senior.
- Tallied 11 triple-doubles and 18 double-doubles in his final year at El Dorado.
- Scored in double figures in 31 of 33 games, including nine 20-point games and 2 games of 30 points or more.

## GAME-BY-GAME STATS »

#10 Daniel Gafford

Opponent	Date	gs	min	Total		3-Pointers		Free throws		Rebounds				pf	a	t/o	blk	stl	pts	avg
				fg-fga	pct	3fg-fga	pct	ft-fa	pct	off	def	tot	avg							
SAMFORD	11/10/17	17	4-6	.667	0-0	.000	2-5	.400	2	2	4	4.0	5	2	0	3	0	10	10.0	
BUCKNELL	11/12/17	16	5-7	.714	0-0	.000	5-5	1.000	2	1	3	3.5	5	0	0	0	0	15	12.5	
FRESNO STATE	11/17/17	30	9-11	.818	0-0	.000	7-10	.700	0	8	8	5.0	3	1	1	3	2	25	16.7	
vs Oklahoma	11/23/17	25	4-6	.667	0-0	.000	5-6	.833	0	8	8	5.8	4	2	3	1	2	13	15.8	
vs North Carolina	11/24/17	15	2-4	.500	0-0	.000	1-2	.500	2	4	6	5.8	4	0	0	2	1	5	13.6	
vs UCONN	11/26/17	14	3-4	.750	0-0	.000	3-6	.500	1	4	5	5.7	5	0	3	0	0	9	12.8	
at Houston	12/02/17	18	1-4	.250	0-0	.000	3-4	.750	3	3	6	5.7	2	1	1	0	1	5	11.7	
COLORADO STATE	12/05/17	16	5-9	.556	0-0	.000	4-7	.571	2	4	6	5.8	2	0	0	2	1	14	12.0	
MINNESOTA	12/09/17	*	21	8-8	1.000	0-0	0-3	.000	2	5	7	5.9	4	1	1	6	0	16	12.4	
vs Troy	12/16/17	*	24	4-6	.667	0-0	.000	2-6	.333	1	5	6	5.9	4	1	0	3	0	10	12.2
Totals		2	196	45-65	.692	0-0	.000	32-54	.593	15	44	59	5.9	38	8	9	20	7	122	12.2

Games played: 10  
Minutes/game: 19.6  
Points/game: 12.2  
FG Pct: 69.2  
FT Pct: 59.3

Rebounds/game: 5.9  
Assists/game: 0.8  
Turnovers/game: 0.9  
Assist/turnover ratio: 0.9  
Steals/game: 0.7  
Blocks/game: 2.0

## PERSONAL BESTS »

### POINTS

Season: 25 vs. Fresno State (11/17/17)

Career: 25 vs. Fresno State (11/17/17)

### FIELD GOALS

Season: 9 vs. Fresno State (11/17/17)

Career: 9 vs. Fresno State (11/17/17)

### FIELD GOALS ATTEMPTED

Season: 11 vs. Fresno State (11/17/17)

Career: 11 vs. Fresno State (11/17/17)

### 3-POINT FIELD GOALS

Season: --

Career: --

### 3-POINT FG ATTEMPTS

Season: --

Career: --

### FREE THROWS MADE

Season: 7 vs. Fresno State (11/17/17)

Career: 7 vs. Fresno State (11/17/17)

### FREE THROWS ATTEMPTS

Season: 10 vs. Fresno State (11/17/17)

Career: 10 vs. Fresno State (11/17/17)

### REBOUNDS

Season: 8 (2x), last vs. Oklahoma (11/23/17)

Career: 8 (2x), last vs. Oklahoma (11/23/17)

### ASSISTS

Season: 2 (2x), last vs. Oklahoma (11/23/17)

Career: 2 (2x), last vs. Oklahoma (11/23/17)

### STEALS

Season: 2 (2x), last vs. Oklahoma (11/23/17)

Career: 2 (2x), last vs. Oklahoma (11/23/17)

### BLOCKS

Season: 6 vs. Minnesota (12/09/17)

Career: 6 vs. Minnesota (12/09/17)

### MINUTES

Season: 30 vs. Fresno State (11/17/17)

Career: 30 vs. Fresno State (11/17/17)

## CAREER STATISTICS AT ARKANSAS »

			Total		3-Point		F-Throws		Rebounds											Scoring	
Season	gp-gs	min/avg	fg-fga	pct	fg-fga	pct	ft-fa	pct	off	def	tot	avg	pf	fo	ast	to	blk	stl	pts	avg	
2017-18	10-2	196/19.6	45-65	.692	0-0	.000	32-54	.593	15	44	59	5.9	38	3	8	9	20	7	122	12.2	
TOTAL	10-2	196/19.6	45-65	.692	0-0	.000	32-54	.593	15	44	59	5.9	38	3	8	9	20	7	122	12.2	

# DUSTIN THOMAS



#13 | Senior | Forward | 6-8 | 225 | Texarkana, Texas | Colorado

## THOMAS' NEWS & NOTES »

- In his first game this season, Thomas brought down a team-high nine rebounds to tie his career high.
- Has 3+ rebounds in 17 of the last 24 games. Has four-plus rebounds in 5-of-7 games this season.
- Second on the team in rebounding at 4.6 boards per game.
- Played in all 36 games as a junior, recording 27 starts, including each of the final 10 contests.
- Tallied four double-figure scoring games last year.
- Scoring nine points off the bench at LSU on Feb. 11 and pulled down a career and team-high nine rebounds to go along with three steals.
- Averaged 4.0 points and 2.5 rebounds per game over two years at Colorado.
- Scored a career-high 17 points and three steals against Southern California his sophomore year.

## GAME-BY-GAME STATS »

#13 Dustin Thomas

Opponent	Date	gs	min	Total		3-Pointers		Free throws		Rebounds				pf	a	t/o	blk	stl	pts	avg
				fg-fga	pct	3fg-fga	pct	ft-fa	pct	off	def	tot	avg							
SAMFORD	11/10/17		dnp	-	-	-	-	-	-	-	-	-	-	-	-	-	-	-	-	
BUCKNELL	11/12/17		dnp	-	-	-	-	-	-	-	-	-	-	-	-	-	-	-	-	
FRESNO STATE	11/17/17		dnp	-	-	-	-	-	-	-	-	-	-	-	-	-	-	-	-	
vs Oklahoma	11/23/17		23	1-2	.500	0-0	.000	3-4	.750	3	6	9	9.0	4	0	3	0	1	5	5.0
vs North Carolina	11/24/17		22	1-4	.250	0-0	.000	0-0	.000	2	2	4	6.5	3	0	2	0	1	2	3.5
vs UCONN	11/26/17		15	1-2	.500	0-0	.000	5-6	.833	1	3	4	5.7	2	0	2	0	1	7	4.7
at Houston	12/02/17		28	3-6	.500	0-1	.000	3-4	.750	2	4	6	5.8	2	0	0	0	1	9	5.8
COLORADO STATE	12/05/17	*	16	2-4	.500	0-0	.000	2-2	1.000	0	2	2	5.0	2	2	0	0	0	6	5.8
MINNESOTA	12/09/17	*	11	3-4	.750	0-0	.000	0-0	.000	0	2	2	4.5	3	2	0	0	0	6	5.8
vs Troy	12/16/17	*	17	1-1	1.000	0-0	.000	0-0	.000	2	3	5	4.6	2	0	0	0	0	2	5.3
Totals		3	132	12-23	.522	0-1	.000	13-16	.813	10	22	32	4.6	18	4	7	0	4	37	5.3

Games played: 7  
Minutes/game: 18.9  
Points/game: 5.3  
FG Pct: 52.2  
3FG Pct: 0.0  
FT Pct: 81.3

Rebounds/game: 4.6  
Assists/game: 0.6  
Turnovers/game: 1.0  
Assist/turnover ratio: 0.6  
Steals/game: 0.6

## PERSONAL BESTS »

### POINTS

Season: 9 at Houston (12/02/17)

Career: 17 vs. USC (01/04/15)^

### FIELD GOALS

Season: 3 (2x), last vs. Minnesota (12/09/17)

Career: 6 (2x), last vs. Seton Hall (03/17/17)

### FIELD GOALS ATTEMPTED

Season: 6 at Houston (12/02/17)

Career: 9 vs. Seton Hall (03/17/17)

### 3-POINT FIELD GOALS

Season: --

Career: 3 vs. USC (01/04/15)^

### 3-POINT FG ATTEMPTS

Season: 1 at Houston (12/02/17)

Career: 3 (3x), last vs. USC (01/04/15)^

### FREE THROWS MADE

Season: 5 vs. UConn (11/26/17)

Career: 6 vs. UT Arlington (11/18/16)

### FREE THROWS ATTEMPTS

Season: 6 vs. UConn (11/26/17)

Career: 8 (3x), last vs. Mississippi State (01/10/17)

### REBOUNDS

Season: 9 vs. Oklahoma (11/23/17)

Career: 9 (2x), last vs. Oklahoma (11/23/17)

### ASSISTS

Season: 2 (2x), last vs. Minnesota (12/09/17)

Career: 4 (2x), last vs. Southern Illinois (11/14/16)

### STEALS

Season: 1 (4x), last at Houston (12/02/17)

Career: 3 (2x), last at LSU (02/11/17)

### BLOCKS

Season: --

Career: 2 (2x), last vs. California (02/12/15)^

### MINUTES

Season: 28 at Houston (12/02/17)

Career: 31 vs. Seton Hall (03/17/17)

^ - at Colorado

## CAREER STATISTICS AT ARKANSAS »

			Total		3-Point		F-Throws		Rebounds											Scoring	
Season	gp-gs	min/avg	fg-fga	pct	fg-fga	pct	ft-fa	pct	off	def	tot	avg	pf	fo	ast	to	blk	stl	pts	avg	
2016-17	36-27	648/18.0	72-148	.486	1-5	.200	46-70	.657	45	91	136	3.8	104	4	38	36	10	23	191	5.3	
2017-18	7-3	132/18.9	12-23	.522	0-1	.000	13-16	.813	10	22	32	4.6	18	0	4	7	0	4	37	5.3	
TOTAL	43-30	780/18.1	84-171	.491	1-6	.167	59-86	.686	55	113	168	3.9	122	4	42	43	10	27	228	5.3	

# DARIOUSHALL



#20 | Freshman | Forward | 6-6 | 210 | Little Rock, Ark. | Mills Univ. Studies HS

## HALL'S NEWS & NOTES »

- Had a season-high 8 points against Colorado State, including two made three-pointers and three rebounds.
- Leads the team with five charges taken.
- Three-time All-State and All-Conference selection at Mills University Studies High School.
- 2017 5A State Tournament MVP, after leading the Comets to a state championship.
- Led the Comets to a 31-2 record, averaging 14.8 pts, 8.0 rbd, 2.0 assts and 1.8 steals per game as a senior.
- Tallied 26 double-figure scoring games, including 10 double-doubles.
- Ranked the No. 4 player in the state and the No. 50 power forward in the 2017 class by 247Sports.com.
- Earned a four-star rating by ESPN, and three starts from Rivals.com, 247Sports, Scout and Future150.com.
- Participated in the Adidas Uprising Gauntlet, averaging 15.3 pts, 7.0 rbd, 2.2 steals and 1.0 assts in 11 games.
- Played in the Nike EYBL Peach Jam for Team Penny, averaging 12.6 points per game in the summer of 2015.

## GAME-BY-GAME STATS »

#20 Darius Hall

Opponent	Date	gs	min	Total		3-Pointers		Free throws		Rebounds				pf	a	t/o	blk	stl	pts	avg
				fg-fga	pct	3fg-fga	pct	ft-fga	pct	off	def	tot	avg							
SAMFORD	11/10/17	12	14	1-4	.250	0-1	.000	1-2	.500	1	2	3	3.0	4	0	2	0	1	3	3.0
BUCKNELL	11/12/17	17	35	3-5	.600	0-0	.000	0-0	.000	1	3	4	3.5	3	0	3	2	1	6	4.5
FRESNO STATE	11/17/17	14	0-2	.000	0-1	.000	0-1	.000	0	3	3	3.3	2	1	1	0	1	0	3.0	
vs Oklahoma	11/23/17	7	0-1	.000	0-0	.000	1-2	.500	0	1	1	2.8	1	0	0	0	1	1	2.5	
vs North Carolina	11/24/17	5	1-2	.500	0-0	.000	1-1	1.000	1	0	1	2.4	1	0	0	0	0	3	2.6	
vs UCONN	11/26/17	14	3-3	1.000	1-1	1.000	0-0	.000	0	6	6	3.0	3	0	2	0	0	7	3.3	
at Houston	12/02/17	3	0-0	.000	0-0	.000	0-0	.000	0	1	1	2.7	0	0	1	0	0	0	2.9	
COLORADO STATE	12/05/17	18	3-7	.429	2-4	.500	0-0	.000	0	3	3	2.8	1	0	2	0	0	8	3.5	
MINNESOTA	12/09/17	8	1-2	.500	0-0	.000	0-0	.000	0	2	2	2.7	2	0	0	0	0	2	3.3	
vs Troy	12/16/17	12	2-2	1.000	0-0	.000	0-0	.000	0	2	2	2.6	4	0	0	1	0	4	3.4	
Totals		0	110	14-28	.500	3-7	.429	3-6	.500	3	23	26	2.6	21	1	11	3	4	34	3.4

Games played: 10  
Minutes/game: 11.0  
Points/game: 3.4  
FG Pct: 50.0  
3FG Pct: 42.9  
FT Pct: 50.0

Rebounds/game: 2.6  
Assists/game: 0.1  
Turnovers/game: 1.1  
Assist/turnover ratio: 0.1  
Steals/game: 0.4  
Blocks/game: 0.3

## PERSONAL BESTS »

### POINTS

Season: 8 vs. Colorado State (12/05/17)

Career: 8 vs. Colorado State (12/05/17)

### FIELD GOALS

Season: 3 (3x), last vs. Colorado State (12/05/17)

Career: 3 (3x), last vs. Colorado State (12/05/17)

### FIELD GOALS ATTEMPTED

Season: 7 vs. Colorado State (12/05/17)

Career: 7 vs. Colorado State (12/05/17)

### 3-POINT FIELD GOALS

Season: 2 vs. Colorado State (12/05/17)

Career: 2 vs. Colorado State (12/05/17)

### 3-POINT FG ATTEMPTS

Season: 4 vs. Colorado State (12/05/17)

Career: 4 vs. Colorado State (12/05/17)

### FREE THROWS MADE

Season: 1 (3x), last vs. North Carolina (11/24/17)

Career: 1 (3x), last vs. North Carolina (11/24/17)

### FREE THROWS ATTEMPTS

Season: 2 (2x), last vs. Oklahoma (11/23/17)

Career: 2 (2x), last vs. Oklahoma (11/23/17)

### REBOUNDS

Season: 6 vs. UConn (11/26/17)

Career: 6 vs. UConn (11/26/17)

### ASSISTS

Season: 1 vs. Fresno State (11/17/17)

Career: 1 vs. Fresno State (11/17/17)

### STEALS

Season: 1 (3x), last vs. Fresno State (11/17/17)

Career: 1 (3x), last vs. Fresno State (11/17/17)

### BLOCKS

Season: 2 vs. Bucknell (11/12/17)

Career: 2 vs. Bucknell (11/12/17)

### MINUTES

Season: 18 vs. Colorado State (12/05/17)

Career: 18 vs. Colorado State (12/05/17)

## CAREER STATISTICS AT ARKANSAS »

			Total		3-Point		F-Throws		Rebounds											Scoring	
Season	gp-gs	min/avg	fg-fga	pct	fg-fga	pct	ft-fga	pct	off	def	tot	avg	pf	fo	ast	to	blk	stl	pts	avg	
2017-18	10-0	110/11.0	14-28	.500	3-7	.429	3-6	.500	3	23	26	2.6	21	0	1	11	3	4	34	3.4	
TOTAL	10-0	110/11.0	14-28	.500	3-7	.429	3-6	.500	3	23	26	2.6	21	0	1	11	3	4	34	3.4	

# GABE OSABUOHEN



#22 | Freshman | Forward | 6-8 | 219 | Toronto, Canada | Southwest Christian Aca.

## OSABUOHEN'S NEWS & NOTES »

- Pronounced oh-sah-BOY-en.
- Took two charges in the season-opener, four total this season, to rank second on the team.
- Ranked the No. 5 player in the state of Arkansas & the No. 63 small forward in the country by 247Sports.com.
- Averaged 11 pts, seven rebounds and four assists as a senior for Little Rock's Southwest Christian Academy.
- Helped lead high school team to a 31-2 record and appearance at the NACA National Championships.
- Averaged 12 points and eight rebounds as a junior and played AAU with Grassroots Canada, before joining Team Loaded North Carolina on the Adidas Circuit the last two seasons.

## GAME-BY-GAME STATS »

#22 Gabe Osabuoien

Opponent	Date	gs	min	Total		3-Pointers		Free throws		Rebounds				pf	a	t/o	blk	stl	pts	avg
				fg-fga	pct	3fg-fga	pct	ft-fa	pct	off	def	tot	avg							
SAMFORD	11/10/17	10		1-2	.500	0-0	.000	0-2	.000	0	0	0	0.0	1	0	1	0	0	2	2.0
BUCKNELL	11/12/17	11		1-4	.250	0-1	.000	0-0	.000	1	1	2	1.0	1	0	0	0	0	2	2.0
FRESNO STATE	11/17/17	5		0-1	.000	0-1	.000	0-2	.000	1	0	1	1.0	2	0	0	0	0	0	1.3
vs Oklahoma	11/23/17	dnp		-	-	-	-	-	-	-	-	-	-	-	-	-	-	-	-	-
vs North Carolina	11/24/17	dnp		-	-	-	-	-	-	-	-	-	-	-	-	-	-	-	-	-
vs UCONN	11/26/17	8		0-1	.000	0-0	.000	0-0	.000	1	2	3	1.5	0	1	1	0	1	0	1.0
at Houston	12/02/17	dnp		-	-	-	-	-	-	-	-	-	-	-	-	-	-	-	-	-
COLORADO STATE	12/05/17	8		2-2	1.000	0-0	.000	0-0	.000	1	2	3	1.8	4	0	1	0	0	4	1.6
MINNESOTA	12/09/17	dnp		-	-	-	-	-	-	-	-	-	-	-	-	-	-	-	-	-
vs Troy	12/16/17	2		1-1	1.000	0-0	.000	0-1	.000	0	2	2	1.8	0	1	0	0	0	2	1.7
Totals		0	44	5-11	.455	0-2	.000	0-5	.000	4	7	11	1.8	8	2	3	0	1	10	1.7

Games played: 6  
Minutes/game: 7.3  
Points/game: 1.7  
FG Pct: 45.5  
3FG Pct: 0.0  
FT Pct: 0.0

Rebounds/game: 1.8  
Assists/game: 0.3  
Turnovers/game: 0.5  
Assist/turnover ratio: 0.7  
Steals/game: 0.2

## PERSONAL BESTS »

### POINTS

Season: 4 vs. Colorado State (12/05/17)

Career: 4 vs. Colorado State (12/05/17)

### FIELD GOALS

Season: 2 vs. Colorado State (12/05/17)

Career: 2 vs. Colorado State (12/05/17)

### FIELD GOALS ATTEMPTED

Season: 4 vs. Bucknell (11/12/17)

Career: 4 vs. Bucknell (11/12/17)

### 3-POINT FIELD GOALS

Season: --

Career: --

### 3-POINT FG ATTEMPTS

Season: 1 (2x), last vs. Fresno State (11/17/17)

Career: 1 (2x), last vs. Fresno State (11/17/17)

### FREE THROWS MADE

Season: --

Career: --

### FREE THROWS ATTEMPTS

Season: 2 (2x), last vs. Fresno State (11/17/17)

Career: 2 (2x), last vs. Fresno State (11/17/17)

### REBOUNDS

Season: 3 (2x), last vs. Colorado State (12/05/17)

Career: 3 (2x), last vs. Colorado State (12/05/17)

### ASSISTS

Season: 1 (2x), last vs. Troy (12/16/17)

Career: 1 (2x), last vs. Troy (12/16/17)

### STEALS

Season: 1 vs. UConn (11/26/17)

Career: 1 vs. UConn (11/26/17)

### BLOCKS

Season: --

Career: --

### MINUTES

Season: 11 vs. Bucknell (11/12/17)

Career: 11 vs. Bucknell (11/12/17)

## CAREER STATISTICS AT ARKANSAS »

Season	gp-gs	min/avg	Total		3-Point		F-Throws		Rebounds				Scoring					
			fg-fga	pct	fg-fga	pct	ft-fa	pct	off	def	tot	avg	pf	fo	ast	to	blk	stl
2017-18	6-0	44/7.3	5-11	.455	0-2	.000	0-5	.000	4	7	11	1.8	8	0	2	3	0	1
TOTAL	6-0	44/7.3	5-11	.455	0-2	.000	0-5	.000	4	7	11	1.8	8	0	2	3	0	1

# C.J. JONES



#23 | Sophomore | Guard | 6-5 | 175 | Birmingham, Ala. | Central Park Christian

## JONES' NEWS & NOTES »

- Averaged 15.2 points per game in the five-game stretch prior to the Troy game, hitting 18 three-pointers in that span.
- Had a streak of 5-straight games of 3 or more made three pointers, including a career-high 5 against Minnesota.
- Has broke or tied his career high in scoring in three of the last six games.
- 96 of his 158 career points have come from made 3-pointers.
- Has six double-figure scoring efforts through 10 games, after having two total last season in 21 games.
- Had a career-high five rebounds against Bucknell, to go along with seven points and one assist.
- After having six assists last season, Jones has matched that total through nine games this year.
- Played in 21 games as a freshman, averaging 2.4 points per contest.

## GAME-BY-GAME STATS »

#23 C.J. Jones

Opponent	Date	gs	min	Total		3-Pointers		Free throws		Rebounds				pf	a	t/o	blk	stl	pts	avg
				fg-fga	pct	3fg-fga	pct	ft-fa	pct	off	def	tot	avg							
SAMFORD	11/10/17	21	4-7	.571	2-5	.400	0-0	.000	0	3	3	3.0	0	1	0	0	0	10	10.0	
BUCKNELL	11/12/17	20	3-8	.375	0-1	.000	1-1	1.000	0	5	5	4.0	0	1	0	0	1	7	8.5	
FRESNO STATE	11/17/17	16	3-6	.500	0-2	.000	0-0	.000	0	2	2	3.3	0	1	0	0	0	6	7.7	
vs Oklahoma	11/23/17	10	1-4	.250	0-2	.000	0-0	.000	0	1	1	2.8	1	0	1	0	0	2	6.3	
vs North Carolina	11/24/17	26	4-11	.364	4-10	.400	0-0	.000	0	2	2	2.6	1	0	0	0	1	12	7.4	
vs UCONN	11/26/17	21	5-8	.625	3-6	.500	6-6	1.000	0	1	1	2.3	1	1	0	0	1	19	9.3	
at Houston	12/02/17	20	4-9	.444	3-6	.500	0-0	.000	0	3	3	2.4	2	0	1	0	1	11	9.6	
COLORADO STATE	12/05/17	23	7-9	.778	3-5	.600	2-2	1.000	0	1	1	2.3	1	2	0	0	0	19	10.8	
MINNESOTA	12/09/17	15	5-7	.714	5-7	.714	0-0	.000	0	1	1	2.1	3	0	1	0	0	15	11.2	
vs Troy	12/16/17	17	2-5	.400	0-3	.000	2-2	1.000	0	2	2	2.1	0	1	1	1	1	6	10.7	
Totals		0	189	38-74	.514	20-47	.426	11-11	1.000	0	21	21	2.1	9	7	4	1	4	107	10.7

Games played: 10  
Minutes/game: 18.9  
Points/game: 10.7  
FG Pct: 51.4  
3FG Pct: 42.6  
FT Pct: 100.0

Rebounds/game: 2.1  
Assists/game: 0.7  
Turnovers/game: 0.4  
Assist/turnover ratio: 1.8  
Steals/game: 0.4  
Blocks/game: 0.1

## PERSONAL BESTS »

### POINTS

Season: 19 (2x), last vs. Colorado State (12/05/17)  
Career: 19 (2x), last vs. Colorado State (12/05/17)

### FIELD GOALS

Season: 7 vs. Colorado State (12/05/17)  
Career: 7 vs. Colorado State (12/05/17)

### FIELD GOALS ATTEMPTED

Season: 11 vs. North Carolina (11/24/17)  
Career: 11 vs. North Carolina (11/24/17)

### 3-POINT FIELD GOALS

Season: 5 vs. Minnesota (12/09/17)  
Career: 4 vs. North Carolina (11/24/17)

### 3-POINT FG ATTEMPTS

Season: 10 vs. North Carolina (11/24/17)  
Career: 10 vs. North Carolina (11/24/17)

### FREE THROWS MADE

Season: 6 vs. UConn (11/26/17)  
Career: 6 vs. UConn (11/26/17)

### FREE THROWS ATTEMPTS

Season: 6 vs. UConn (11/26/17)  
Career: 6 vs. UConn (11/26/17)

### REBOUNDS

Season: 5 vs. Bucknell (11/12/17)  
Career: 5 vs. Bucknell (11/12/17)

### ASSISTS

Season: 2 vs. Colorado State (12/05/17)  
Career: 2 (2x), last vs. Colorado State (12/05/17)

### STEALS

Season: 1 (3x), last vs. Troy (12/16/17)  
Career: 1 (4x), last vs. Troy (12/16/17)

### BLOCKS

Season: 1 vs. Troy (12/16/17)  
Career: 3 vs. Austin Peay (12/03/16)

### MINUTES

Season: 26 vs. North Carolina (11/24/17)  
Career: 26 vs. North Carolina (11/24/17)

## CAREER STATISTICS AT ARKANSAS »

Season	gp-gs	min/avg	Total fg-fga	pct	3-Point fg-fga	pct	F-Throws ft-fa	pct	Rebounds off def tot	avg	pf	fo	ast	to	blk	stl	Scoring pts	avg
2016-17	21-0	126/6.0	17-36	.472	12-24	.500	5-7	.714	0	13	13	0.6	11	0	6	4	51	2.4
2017-18	10-0	189/18.9	38-74	.514	20-47	.426	11-11	1.000	0	21	21	2.1	9	0	7	4	107	10.7
TOTAL	31-0	315/10.2	55-110	.500	32-71	.451	16-18	.889	0	34	34	1.1	20	0	13	8	158	5.1

# ANTON BEARD



#31 | Senior | Guard | 6-0 | 185 | North Little Rock, Ark. | North Little Rock HS

## BEARD'S NEWS & NOTES »

- One of five players on the team averaging double figures in scoring at 11.6 points per game.
- Has pulled down three-plus rebounds in seven of the last 11 games, dating back to last year.
- Leads the team with seven three-plus assist games this season.
- Has at least three assists and one steal in five of 10 games this season.
- Scored in double-figures five straight games to start the season, six times dating back to last season, for the longest streak in his career.
- Started 11 of 36 games played as a junior, averaging 7.2 points, 2.1 rebounds and 1.9 assists per game.
- Scored in double-figures in 15 games last year, including a season-high 16 in three contests against Sam Houston State (Dec. 22), at Tennessee (Jan. 3) and LSU (Jan. 21).
- Played 20 minute in the second round of the NCAA Tournament against No. 1 North Carolina, scoring 10 points and adding three assists.

## GAME-BY-GAME STATS »

#31 Anton Beard

Opponent	Date	gs	min	Total		3-Pointers		Free throws		Rebounds				pf	a	t/o	blk	stl	pts	avg	
				fg-fga	pct	3fg-fga	pct	ft-fa	pct	off	def	tot	avg								
SAMFORD	11/10/17	*	26	5-10	.500	1-3	.333	3-3	1.000	1	1	2	2.0	1	6	2	0	1	14	14.0	
BUCKNELL	11/12/17	*	28	3-9	.333	0-3	.000	5-5	1.000	1	1	2	2.0	2	1	2	0	2	11	12.5	
FRESNO STATE	11/17/17	*	28	5-9	.556	1-3	.333	4-6	.667	0	3	3	2.3	3	3	0	0	1	15	13.3	
vs Oklahoma	11/23/17	*	35	4-12	.333	0-1	.000	6-6	1.000	1	2	3	2.5	2	3	3	0	1	14	13.5	
vs North Carolina	11/24/17	*	38	4-15	.267	2-6	.333	0-0	.000	0	3	3	2.6	3	4	3	0	1	10	12.8	
vs UCONN	11/26/17	*	27	2-6	.333	1-3	.333	4-4	1.000	1	3	4	2.8	2	4	1	0	0	9	12.2	
at Houston	12/02/17	*	33	4-10	.400	2-5	.400	3-5	.600	0	2	2	2.7	2	3	1	0	1	13	12.3	
COLORADO STATE	12/05/17	*	26	3-8	.375	1-4	.250	2-2	1.000	1	2	3	2.8	3	2	0	0	2	9	11.9	
MINNESOTA	12/09/17	*	31	4-9	.444	1-3	.333	1-2	.500	0	3	3	2.8	3	6	2	0	0	10	11.7	
vs Troy	12/16/17	*	28	5-10	.500	1-5	.200	0-0	.000	0	2	2	2.7	2	2	2	0	1	11	11.6	
Totals			10	300	39-98	.398	10-36	.278	28-33	.848	5	22	27	2.7	23	34	16	0	10	116	11.6

Games played: 10  
Minutes/game: 30.0  
Points/game: 11.6  
FG Pct: 39.8  
3FG Pct: 27.8  
FT Pct: 84.8

Rebounds/game: 2.7  
Assists/game: 3.4  
Turnovers/game: 1.6  
Assist/turnover ratio: 2.1  
Steals/game: 1.0

## PERSONAL BESTS »

### POINTS

Season: 15 vs. Fresno State (11/17/17)  
Career: 18 at Georgia (01/23/16)

### FIELD GOALS

Season: 5 (3x), last vs. Troy (12/16/17)  
Career: 6 at Tennessee (01/03/17)

### FIELD GOALS ATTEMPTED

Season: 15 vs. North Carolina (11/24/17)  
Career: 15 vs. North Carolina (11/24/17)

### 3-POINT FIELD GOALS

Season: 2 (2x), last at Houston (12/02/17)  
Career: 4 at Ole Miss (02/14/15)

### 3-POINT FG ATTEMPTS

Season: 6 vs. North Carolina (11/24/17)  
Career: 7 at Dayton (12/30/15)

### FREE THROWS MADE

Season: 6 vs. Oklahoma (11/23/17)  
Career: 7 at Georgia (01/23/16)

### FREE THROWS ATTEMPTS

Season: 6 (2x), last vs. Oklahoma (11/23/17)  
Career: 9 at Georgia (01/23/16)

### REBOUNDS

Season: 4 vs. UConn (11/26/17)  
Career: 7 vs. Delaware State (11/21/15)

### ASSISTS

Season: 6 (2x), last vs. Minnesota (12/09/17)  
Career: 7 vs. LSU (01/21/17)

### STEALS

Season: 2 (2x), last vs. Colorado State (12/05/17)  
Career: 5 vs. Milwaukee (12/22/14)

### BLOCKS

Season: --  
Career: 1 (2x), last vs. Seton Hall (03/17/17)

### MINUTES

Season: 38 vs. North Carolina (11/24/17)  
Career: 38 vs. North Carolina (11/24/17)

## CAREER STATISTICS AT ARKANSAS »

Season	gp-gs	min/avg	Total		3-Point		F-Throws		Rebounds				Scoring					
			fg-fga	pct	fg-fga	pct	ft-fa	pct	off	def	tot	avg	pf	fo	ast	to	blk	stl
2014-15	35-16	662/18.9	66-172	.384	31-88	.352	35-55	.636	31	36	67	1.9	84	4	53	32	0	35
2015-16	23-1	481/20.9	57-164	.348	19-66	.288	27-42	.643	13	40	53	2.3	53	2	41	17	2	24
2016-17	36-11	755/21.0	86-213	.404	32-90	.356	56-75	.747	29	46	75	2.1	69	2	70	37	1	39
2017-18	10-10	300/30.0	39-98	.398	10-36	.278	28-33	.848	5	22	27	2.7	23	0	34	16	0	10
TOTAL	104-38	2198/21.1	248-647	.383	92-280	.329	146-205	.712	78	144	222	2.1	229	8	198	102	3	108



GAME

1

Arkansas vs Samford  
Nov. 10, 2017 at 7 p.m. at Fayetteville, Ark. (Bud Walton Arena)

Samford 56 • 0-1

#	Player	Total		3-Ptr	Rebounds			PF	TP	A	TO	Blk	Stl	Min
		FG-FGA	FG-FGA		Off	Def	Tot							
20	Alex Thompson	f	4-11	2-9	0-0	0	2	2	3	10	1	2	0	25
33	Wyatt Walker	c	2-7	0-0	0-0	2	2	4	3	4	0	2	0	15
00	Christen Cunningham	g	3-7	1-2	0-0	1	2	3	0	7	1	4	0	28
03	Josh Sharkey	g	2-7	0-1	2-3	1	2	3	3	6	4	6	0	24
22	D Denzel-Dyson	g	2-6	1-4	3-4	1	1	2	1	8	1	2	0	21
01	Kevin Nolan		1-2	1-2	0-0	0	1	1	0	3	0	0	0	5
02	Justin Coleman		2-8	1-4	1-2	1	1	2	2	6	3	1	0	23
04	Triston Chambers		2-5	2-5	0-0	1	0	1	2	6	0	0	0	19
13	Eric Adams		1-2	0-0	0-0	1	2	3	3	2	0	1	1	9
15	Stefan Lakic		0-3	0-2	2-2	1	0	1	0	2	0	0	0	10
24	Gerald Smith		0-0	0-0	0-0	0	0	0	0	0	1	0	0	1
55	Alex Peters		1-3	0-0	0-4	2	2	4	3	2	1	1	0	20
Team						4	2	6						
Totals			20-61	8-29	8-15	15	17	32	20	56	12	19	1	6 200
FG % 1st Half: 7-26 26.9% 2nd half: 13-35 37.1% Game: 20-61 32.8% Deadball Rebounds 4,3														
3FG % 1st Half: 2-12 16.7% 2nd half: 6-17 35.3% Game: 8-29 27.6%														
FT % 1st Half: 3-4 75.0% 2nd half: 5-11 45.5% Game: 8-15 53.3%														

Arkansas 95 • 1-0

#	Player	Total		3-Ptr	Rebounds			PF	TP	A	TO	Blk	Stl	Min
		FG-FGA	FG-FGA		Off	Def	Tot							
01	Trey Thompson	f	4-4	0-0	0-0	1	7	8	2	8	3	0	0	1 25
02	Adrio Bailey	f	7-8	0-0	1-1	2	4	6	0	15	1	3	2	1 25
00	Jaylen Barford	g	5-11	2-5	4-5	0	4	4	3	16	6	2	1	1 29
04	Daryl Macon	g	5-9	4-7	2-2	0	3	3	2	16	8	1	0	2 30
31	Anton Beard	g	5-10	1-3	3-3	1	1	2	1	14	6	2	0	1 26
10	Daniel Gafford		4-6	0-0	2-5	2	2	4	5	10	2	0	3	0 17
14	JT Plummer		0-0	0-0	0-0	0	0	0	0	0	0	0	0	0 2
15	Jonathan Holmes		0-2	0-1	1-2	0	0	1	0	1	1	0	0	0 3
20	Darius Hall		1-4	0-1	1-2	1	2	3	4	3	0	2	0	1 12
22	Gabe Osabuohien		1-2	0-0	0-2	0	0	0	1	2	0	1	0	0 10
23	C.J. Jones		4-7	2-5	0-0	0	3	3	0	10	1	0	0	0 21
Team						0	1	1						
Totals			36-63	9-22	14-22	7	28	35	18	95	28	11	6	7 200
FG % 1st Half: 18-30 60.0% 2nd half: 18-33 54.5% Game: 36-63 57.1% Deadball Rebounds 8,1														
3FG % 1st Half: 7-13 53.8% 2nd half: 2-9 22.2% Game: 9-22 40.9%														
FT % 1st Half: 4-6 66.7% 2nd half: 10-16 62.5% Game: 14-22 63.6%														

Officials: Tony Greene, K.B. Burdette Jr., Nathan Bemis  
Technical fouls: Samford-None. Arkansas-None.  
Attendance: 13407  
Estimated Actual Attendance: 8,054  
Fouled Out: Arkansas, #10, Gafford (1:35, 2H)

Score by periods	1st	2nd	Total	Points	In	Off	2nd	Fast	Bench
Samford	19	37	56	SAM	20	14	17	9	26
Arkansas	47	48	95	AR	44	35	7	19	26

Last FG - SAM 2nd-00:34, AR 2nd-00:01.  
Largest lead - SAM by 1 1st-16:52, AR by 44 2nd-12:09.  
SAM led for 00:07. AR led for 38:45. Game was tied for 01:08.

Score tied - 1 time.  
Lead changed - 2 times.

GAME

3

Arkansas vs Fresno State  
Nov. 17, 2017 at 7 p.m. at Fayetteville, Ark. (Bud Walton Arena)

Fresno State 75 • 2-1

#	Player	Total		3-Ptr	Rebounds			PF	TP	A	TO	Blk	Stl	Min
		FG-FGA	FG-FGA		Off	Def	Tot							
11	BRYSON WILLIAMS	f	11-15	0-0	0-1	5	4	9	5	22	2	3	0	1 32
34	TRELL CARTER II	c	2-5	0-0	1-3	2	0	2	4	5	0	1	0	0 13
01	JARON HOPKINS	g	4-8	0-0	1-5	1	9	10	4	9	5	3	1	2 38
21	DESHON TAYLOR	g	4-14	1-5	10-10	0	4	4	2	19	1	3	0	0 33
22	RAY BOWLES	g	1-8	0-3	1-2	2	3	5	2	3	2	1	0	1 29
03	JOHNNY MCWILLIAMS		0-0	0-0	0-0	0	0	0	0	0	0	0	0	0 4
05	JAHEML TAYLOR		4-7	4-7	0-0	0	1	1	4	12	0	2	0	1 28
20	SAM BITTNER		1-2	1-1	0-0	1	3	4	4	3	1	1	0	0 16
32	NATE GRIMES		1-2	0-0	0-1	1	3	4	4	2	0	1	1	0 11
Team						0	1	1						
Totals			28-61	6-16	13-22	12	28	40	29	75	11	16	2	5 200
FG % 1st Half: 9-29 31.0% 2nd half: 19-32 59.4% Game: 28-61 45.9% Deadball Rebounds 4														
3FG % 1st Half: 2-8 25.0% 2nd half: 4-8 50.0% Game: 6-16 37.5%														
FT % 1st Half: 5-10 50.0% 2nd half: 8-12 66.7% Game: 13-22 59.1%														

Arkansas 83 • 3-0

#	Player	Total		3-Ptr	Rebounds			PF	TP	A	TO	Blk	Stl	Min
		FG-FGA	FG-FGA		Off	Def	Tot							
01	Trey Thompson	f	1-2	0-0	1-3	1	0	1	4	3	0	4	0	0 10
02	Adrio Bailey	f	1-2	0-0	3-4	2	3	5	3	5	3	0	2	0 28
00	Jaylen Barford	g	5-13	2-4	6-8	3	4	7	3	18	5	2	0	0 35
04	Daryl Macon	g	3-10	1-3	4-4	1	1	2	1	11	1	3	1	1 34
31	Anton Beard	g	5-9	1-3	4-6	0	3	3	3	15	3	0	0	1 28
10	Daniel Gafford		9-11	0-0	7-10	0	8	8	3	25	1	1	3	2 30
20	Darius Hall		0-2	0-1	0-1	0	3	3	2	0	1	1	0	1 14
22	Gabe Osabuohien		0-1	0-1	0-2	1	0	1	2	0	0	0	0	0 5
23	C.J. Jones		3-6	0-2	0-0	0	2	2	0	6	1	0	0	0 16
Team						1	0	1						
Totals			27-56	4-14	25-38	9	24	33	21	83	15	11	6	5 200
FG % 1st Half: 12-27 44.4% 2nd half: 15-29 51.7% Game: 27-56 48.2% Deadball Rebounds 5,2														
3FG % 1st Half: 3-9 33.3% 2nd half: 1-5 20.0% Game: 4-14 28.6%														
FT % 1st Half: 12-17 70.6% 2nd half: 13-21 61.9% Game: 25-38 65.8%														

Officials: Doug Simmons, Peter Juzenas, Robert Felder  
Technical fouls: Fresno State-None. Arkansas-None.  
Attendance: 15051  
Estimated Actual Attendance: 12,227  
Fouled Out: Fresno State #11, Williams (1:32, 2H)

Score by periods	1st	2nd	Total	Points	In	Off	2nd	Fast	Bench
Fresno State	25	50	75	FS	36	11	14	9	17
Arkansas	39	44	83	AR	40	20	13	12	31

Last FG - FS 2nd-00:06, AR 2nd-00:30.  
Largest lead - FS by 6 1st-17:50, AR by 19 2nd-10:32.  
FS led for 04:42. AR led for 35:05. Game was tied for 00:13.

Score tied - 0 times.  
Lead changed - 1 time.

GAME

2

Arkansas vs Bucknell  
Nov. 12, 2017 at 5 p.m. at Fayetteville, Ark. (Bud Walton Arena)

Bucknell 73 • 0-2

#	Player	Total		3-Ptr	Rebounds			PF	TP	A	TO	Blk	Stl	Min
		FG-FGA	FG-FGA		Off	Def	Tot							
23	Zach Thomas	f	7-13	5-7	5-9	3	7	10	1	24	3	4	1	0 30
20	Nana Foulland	c	7-12	0-0	3-6	2	1	3	4	17	0	3	1	0 30
01	Kimbal Mackenzie	f	1-5	1-3	0-0	0	0	0	2	3	1	1	0	0 13
02	Stephen Brown	g	5-9	1-3	2-2	0	2	2	1	13	9	3	0	0 28
11	Avi Toomer	g	3-7	2-5	0-0	0	1	1	4	8	0	2	0	1 25
00	Paul Newman		0-0	0-0	0-0	0	1	1	0	0	0	1	0	0 2
03	Jimmy Sotos		2-4	1-3	0-1	0	0	0	3	5	1	0	0	0 16
04	Nate Sestina		0-2	0-1	0-0	2	2	4	2	0	0	1	0	0 14
05	Jordan Sechan		0-1	0-1	0-0	0	0	0	0	0	0	0	0	0 1
12	John Meeks		0-0	0-0	0-0	0	1	1	0	0	0	0	0	0 5
13	Bruce Moore		0-2	0-1	0-0	0	0	0	2	0	0	0	2	1 15
14	Ben Robertson		0-0	0-0	0-0	0	0	0	1	0	0	2	0	1 5
15	Nate Jones		1-3	1-3	0-0	0	0	0	1	3	1	0	0	0 13
22	Matt O'Reilly		0-0	0-0	0-0	0	0	0	0	0	0	0	0	0 3
Team						3	0	3						
Totals			26-58	11-27	10-18	10	15	25	21	73	15	18	3	3 200

# GAME 5 Arkansas vs No. 9 North Carolina Nov. 24, 2017 at 12:30 p.m. at Portland, Ore. (Memorial Coliseum)

North Carolina 87 • 5-0

#	Player		Total			3-Ptr		Rebounds			PF	TP	A	TO	Blk	Stl	Min
			FG-FGA	FG-FGA	FT-FTA	Off	Def	Tot	Off	Def							
15	Garrison Brooks	f	2-6	0-0	0-0	1	2	3	0	4	0	0	1	0	0	19	
32	Luke Maye	f	11-16	4-5	2-4	5	11	16	2	28	5	5	1	0	0	34	
01	Theo Pinson	g	3-6	0-1	3-4	1	3	4	3	9	2	5	3	0	0	33	
02	Joel Berry II	g	3-12	0-1	7-8	0	2	2	2	13	4	0	0	1	0	34	
24	Kenny Williams	g	7-12	3-5	2-2	0	8	8	3	19	1	2	1	1	0	35	
00	Seventh Woods		0-2	0-1	0-0	0	1	1	1	0	1	0	0	0	0	6	
03	Andrew Platek		1-2	0-1	0-0	0	0	0	0	2	2	0	1	0	0	7	
04	Brandon Robinson		2-4	0-0	1-1	2	4	6	2	5	0	0	0	0	0	15	
05	Jalek Felton		1-2	1-2	0-0	0	0	0	0	3	1	0	0	0	0	6	
21	Sterling Manley		1-1	0-0	2-2	0	2	2	0	4	0	2	0	0	0	8	
42	Brandon Huffman		0-0	0-0	0-0	0	0	0	0	0	0	0	0	0	0	3	
Team						2	2	4									
Totals				31-63	8-16	17-21	11	35	46	13	87	16	14	7	2	200	

FG % 1st Half: 13-27 48.1%

2nd half: 18-36 50.0%

Game: 31-63 49.2%

3FG % 1st Half: 4-8 50.0%

2nd half: 4-8 50.0%

Game: 8-16 50.0%

FT % 1st Half: 7-11 63.6%

2nd half: 10-10 100.0

Game: 17-21 81.0%

Deadball Rebounds 4,2

Arkansas 68 • 4-1

##	Player		Total		3-Ptr		Rebounds			PF	TP	A	TO	Blk	Stl	Min
			FG-FGA	FG-FGA	FT-FTA	Off	Def	Tot								
01	Trey Thompson	f	2-3	0-0	0-2	1	1	2	2	4	2	0	1	1	0	26
02	Adrio Bailey	f	2-5	0-0	0-0	1	3	4	1	4	0	0	5	0	0	18
04	Jaylen Barford	g	9-17	2-6	1-1	0	3	3	4	21	2	3	1	2	0	27
04	Daryl Macon	g	2-11	1-5	2-2	0	1	1	0	7	2	1	0	1	0	23
31	Anton Beard	g	4-15	2-6	0-0	0	3	3	3	10	4	3	0	1	0	38
10	Daniel Gafford		2-4	0-0	1-2	2	4	6	4	5	0	0	2	1	0	15
13	Dustin Thomas		1-4	0-0	0-0	2	2	4	3	2	0	2	0	1	0	22
20	Darius Hall		1-2	0-0	1-1	1	0	1	1	3	0	0	0	0	0	5
23	C.J. Jones		4-11	4-10	0-0	0	2	2	1	12	0	0	0	1	0	26
Team						2	2	4								
Totals				27-72	9-27	5-8	9	21	30	19	68	10	9	9	8	200

FG % 1st Half: 10-31 32.3%

2nd half: 17-41 41.5%

Game: 27-72 37.5%

3FG % 1st Half: 4-11 36.4%

2nd half: 5-16 31.3%

Game: 9-27 33.3%

FT % 1st Half: 2-4 50.0%

2nd half: 3-4 75.0%

Game: 5-8 62.5%

Deadball Rebounds 2

Officials: Roger Ayers, Randy McCall, A.J. DeSai

Technical fouls: North Carolina-None. Arkansas-None.

Attendance:

Score by periods	1st	2nd	Total
North Carolina	37	50	87
Arkansas	26	42	68

Points

AR

28

15

6

2

22

In Paint

AR

38

15

6

2

22

Off T/O

AR

15

8

2

22

2nd Chance

AR

8

8

2

22

Fast Break

AR

8

8

2

22

Bench

AR

14

9

6

2

22

Last FG - NC 2nd-00:44, AR 2nd-03:32.

Largest lead - NC by 19 2nd-00:24, AR by 6 1st-15:05.

NC led for 31:21. AR led for 07:25. Game was tied for 01:14.

# GAME 6 Arkansas vs UConn Nov. 26, 2017 at 2:44 p.m. at Portland, Ore. (Moda Center)

Arkansas 102 • 5-1

#	Player	Total			3-Ptr		Rebounds			PF	TP	A	TO	Blk	Stl	Min
		FG-FGA	FG-FGA	FT-FTA	Off	Def	Tot	Off	Def							
00	Jaylen Barford	*	9-12	4-5	2-2	0	4	4	0	24	3	2	0	0	0	27
01	Trey Thompson	*	0-1	0-0	1-2	0	3	3	1	1	5	0	0	0	0	19
02	Adrio Bailey	*	4-7	0-0	0-1	2	2	4	2	8	0	0	1	1	0	24
04	Daryl Macon	*	5-9	2-4	4-6	0	3	3	1	16	2	1	0	1	0	26
31	Anton Beard	*	2-6	1-3	4-4	1	3	4	2	9	4	1	0	0	0	27
10	Daniel Gafford		3-4	0-0	3-6	1	4	5	5	9	0	3	0	0	0	14
13	Dustin Thomas		1-2	0-0	5-6	1	3	4	2	7	0	2	0	1	0	15
14	JT Plummer		0-0	0-0	0-0	0	0	0	0	0	0	0	0	0	0	1
15	Jonathan Holmes		1-2	0-0	0-0	1	0	1	0	2	0	1	0	0	0	4
20	Darius Hall		3-3	1-1	0-0	0	6	6	3	7	0	2	0	0	0	14
22	Gabe Osabuohien		0-1	0-0	0-0	1	2	3	0	0	1	1	0	1	0	8
23	C.J. Jones		5-8	3-6	6-6	0	1	1	1	19	1	0	0	0	1	21
Team						1	3	4								
Totals			33-55	11-19	25-33	8	34	42	17	102	16	14	1	5		200

FG % 1st Half: 16-29 55.2%

2nd half: 17-26 65.4%

Game: 33-55 60.0%

3FG % 1st Half: 5-9 55.6%

2nd half: 6-10 60.0%

Game: 11-19 57.9%

FT % 1st Half: 8-13 61.5%

2nd half: 17-20 85.0%

Game: 25-33 75.8%

Deadball Rebounds 4,1

UConn 67 • 4-2

#	Player	Total			3-Ptr			Rebounds			PF	TP	A	TO	Blk	Stl	Min
		FG-FGA	FG-FGA	FT-FTA	Off	Def	Tot	Off	Def	Tot							
00	Antwaine Anderson	*	3-8	1-4	3-5	0	2	2	4	10	2	2	0	1	0	36	
03	Alterique Gilbert	*	0-5	0-3	1-2	0	1	1	1	1	0	1	0	0	0	17	
04	Jalen Adams	*	10-21	4-10	1-3	0	3	3	4	25	3	4	0	4	0	36	
22	Terry Larrier	*	7-14	2-4	2-2	1	1	2	2	18	0	2	0	0	0	27	
25	Josh Carlton	*	0-0	0-0	1-2	1	1	2	2	1	2	4	0	0	0	16	
01	Christian Vital		1-7	0-4	4-4	2	2	4	3	6	1	0	0	2	0	25	
05	Isaiah Whaley		0-0	0-0	0-0	0	0	0	1	0	1	0	0	1	0	6	
11	Kwintin Williams		0-0	0-0	0-0	0	0	0	1	0	0	0	0	0	0	3	
12	Tyler Polley		1-2	0-1	0-0	0	0	0	2	2	0	0	0	0	0	15	
21	Mamadou Diarra		1-4	0-0	2-4	2	3	5	2	4	0	1	1	0	0	13	
31	Mike Noyes		0-0	0-0	0-0	0	0	0	0	0	0	0	0	0	0	1	
34	David Onuorah		0-0	0-0	0-0	0	2	2	4	0	0	0	0	0	0	5	
Team						2	3	5									
Totals			23-61	7-26	14-22	8	18	26	26	67	9	14	1	8		200	

FG % 1st Half: 11-28 39.3%

2nd half: 12-33 36.4%

Game: 23-61 37.7%

3FG % 1st Half: 3-12 25.0%

2nd half: 4-14 28.6%

Game: 7-26 26.9%

FT % 1st Half: 6-11 54.5%

2nd half: 8-11 72.7%

Game: 14-22 63.6%

Deadball Rebounds 3

Officials: Terry Wymer, Tony Padilla, Mark Schur

Technical fouls: Arkansas-TEAM. UCONN-None.

Attendance: 11571

Daniel Gafford (Ark) fouls out with 6:35 left in the 2nd half

Score by periods	1st	2nd	Total
Arkansas	45	57	102
UCONN	31	36	67

Points

AR

38

20

9

13

44

In Paint

AR

38

20

9

13

44

Off T/O

AR

15

8

2

22

2nd Chance

AR

8

8

2

22

Fast Break

AR

8

8

2

22

Bench

AR

14

9

6

2

22

Last FG - AR 2nd-00:56, UCONN 2nd-00:27.

Largest lead - AR by 42 2nd-02:03, UCONN None.

AR led for 39:49. UCONN led for 00:00. Game was tied for 00:11.

Score tied - 0 times.

Lead changed - 0 times.

GAME

9

Arkansas vs No. 14 Minnesota

Dec. 9, 2017 at 5:45 p.m. at Fayetteville, Ark. (Bud Walton Arena)

Minnesota 79 • 8-3

#	Player		Total		3-Ptr		Rebounds			PF	TP	A	TO	Blk	Stl	Min
			FG-FGA	FG-FGA	FT-FTA	Off	Def	Tot								
03	Jordan Murphy	f	7-13	0-0	6-11	4	6	10	4	20	1	3	0	0	36	
22	Reggie Lynch	c	1-3	0-0	3-4	1	2	3	4	5	0	2	1	1	14	
01	Dupree McBrayer	g	2-4	2-4	0-2	1	1	2	2	6	0	2	1	1	28	
02	Nate Mason		4-12	2-8	7-8	1	3	4	2	17	6	2	0	1	35	
05	Amir Coffey	g	6-11	1-3	5-6	1	5	6	1	18	1	1	0	0	35	
11	Isaiah Washington		3-10	0-2	1-1	0	3	3	1	7	1	0	0	0	18	
20	Davonte Fitzgerald		0-4	0-1	0-0	0	0	0	2	0	0	0	0	0	9	
41	Gaston Diedhiou		2-3	0-0	2-4	1	2	3	3	6	1	0	0	0	18	
42	Michael Hurt		0-1	0-1	0-1	0	3	3	0	0	0	0	0	0	7	
Team						5	0	5								
Totals				25-61	5-19	24-37	14	25	39	19	79	10	10	2	3	200
FG % 1st Half: 14-31			45.2%	2nd half: 11-30			36.7%	Game: 25-61			41.0%	Deadball				
3FG % 1st Half: 4-11			36.4%	2nd half: 1-8			12.5%	Game: 5-19			26.3%	Rebounds				
FT % 1st Half: 10-16			62.5%	2nd half: 14-21			66.7%	Game: 24-37			64.9%	9				

Arkansas 95 • 7-2

#	Player	Total		3-Ptr		Rebounds			PF	TP	A	TO	Blk	Stl	Min
		FG-FGA	FG-FGA	FT-FTA	Off	Def	Tot								
10	Daniel Gafford	f	8-8	0-0	0-3	2	5	7	4	16	1	1	6	0	21
13	Dustin Thomas	f	3-4	0-0	0-0	0	2	2	3	6	2	0	0	0	11
00	Jaylen Barford	g	9-15	2-5	2-3	0	4	4	1	22	4	0	1	0	36
04	Daryl Macon	g	4-12	2-8	2-3	0	2	2	2	12	8	2	0	2	30
31	Anton Beard	g	4-9	1-3	1-2	0	3	3	3	10	6	2	0	0	31
01	Trey Thompson		1-3	0-0	0-0	2	4	6	4	2	2	2	2	2	19
02	Adrio Bailey		3-7	0-0	0-0	1	1	2	3	6	0	0	0	0	15
05	Arlando Cook		1-1	0-0	2-2	1	1	2	2	4	0	0	0	1	14
20	Darius Hall		1-2	0-0	0-0	0	2	2	2	2	0	0	0	0	8
23	C.J. Jones		5-7	5-7	0-0	0	1	1	3	15	0	1	0	0	15
Team						2	0	2			1				
Totals			39-68	10-23	7-13	8	25	33	27	95	23	9	9	5	200
FG % 1st Half: 22-33		66.7%	2nd half: 17-35		48.6%	Game: 39-68		57.4%	Deadball						
3FG % 1st Half: 5-11		45.5%	2nd half: 5-12		41.7%	Game: 10-23		43.5%	Rebounds						
FT % 1st Half: 1-4		25.0%	2nd half: 6-9		66.7%	Game: 7-13		53.8%	2,1						

Officials: Pat Adams, Wil Howard, Peter Juzenas

Technical fouls: Minnesota-None. Arkansas-None.

Attendance: 17583

Score by periods	1st	2nd	Total
Minnesota	42	37	79
Arkansas	50	45	95

Last FG - MINN 2nd-00:33, AR 2nd-00:47.

Largest lead - MINN None, AR by 19 2nd-07:59.

MINN led for 00:00. AR led for 39:19. Game was tied for 00:41.

Points	In	Off	2nd	Fast	Bench
MINN	38	12	12	15	13
AR	46	17	15	11	29

Score tied - 0 times.

Lead changed - 0 times.

GAME

10

Arkansas vs Troy

Dec. 16, 2017 at 7 p.m. at North Little Rock, Ark. (Verizon Arena)

Troy 63 • 5-6

#	Player		Total		3-Ptr		Rebounds			PF	TP	A	TO	Blk	Stl	Min
			FG-FGA	FG-FGA	FT-FTA	Off	Def	Total								
04	Jr, Juan Davis	f	3-11	2-7	1-2	0	6	6	3	9	0	2	1	0	0	36
30	Alex Hicks	f	6-12	0-2	4-4	5	5	10	3	16	0	0	1	1	1	31
00	Kevin Baker	g	0-9	0-5	1-4	0	2	2	2	1	2	4	0	0	1	23
03	Wesley Person	g	5-15	4-11	11-13	0	5	5	1	25	4	2	0	0	0	36
24	Shawn Hopkins	g	0-0	0-0	0-0	0	0	0	0	0	0	0	1	1	1	17
01	Javan Johnson		1-2	1-2	0-0	0	1	1	2	3	0	2	0	0	0	6
02	Darian Adams		0-2	0-1	0-0	1	2	3	0	0	0	0	0	0	1	21
05	Malik Burnett		1-1	1-1	0-0	0	0	0	0	3	0	0	0	0	0	2
11	Bj Miller		2-7	0-0	2-2	0	3	3	3	6	3	0	1	0	0	28
22	Whit Moreman		0-0	0-0	0-0	0	0	0	0	0	0	0	0	0	0	0+
Team						3	2	5								
Totals				18-59	8-29	19-25	9	26	35	14	63	9	10	4	4	200
FG % 1st Half: 9-32			28.1%	2nd half: 9-27		33.3%	Game: 18-59		30.5%	Deadball						
3FG % 1st Half: 5-18			27.8%	2nd half: 3-11		27.3%	Game: 8-29		27.6%	Rebounds						
FT % 1st Half: 2-4			50.0%	2nd half: 17-21		81.0%	Game: 19-25		76.0%	3						

Arkansas 88 • 8-2

#	Player	Total		3-Ptr		Rebounds			PF	TP	A	TO	Blk	Stl	Min
		FG-FGA	FG-FGA	FT-FTA	Off	Def	Total								
10	Daniel Gafford	f	4-6	0-0	2-6	1	5	6	4	10	1	0	3	0	24
13	Dustin Thomas	f	1-1	0-0	0-0	2	3	5	2	2	0	0	0	0	17
00	Jaylen Barford	g	2-11	1-5	2-4	1	6	7	1	7	5	0	0	1	30
04	Daryl Macon	g	8-14	5-9	4-4	0	3	3	2	25	5	0	0	3	30
31	Anton Beard	g	5-10	1-5	0-0	0	2	2	2	11	2	2	0	1	28
01	Trey Thompson		3-3	0-0	2-2	1	2	3	2	8	1	2	2	1	14
02	Adrio Bailey		5-8	0-0	0-0	3	3	6	3	10	2	1	1	0	16
05	Arlando Cook		0-1	0-0	0-0	0	3	3	0	0	1	0	0	0	9
15	Jonathan Holmes		1-2	1-1	0-0	0	0	0	0	3	0	0	0	0	1
20	Darius Hall		2-2	0-0	0-0	0	2	2	4	4	0	0	1	0	12
22	Gabe Osabuohien		1-1	0-0	0-1	0	2	2	0	2	1	0	0	0	2
23	C.J. Jones		2-5	0-3	2-2	0	2	2	0	6	1	1	1	1	17
Team						0	1	1							
Totals			34-64	8-23	12-19	8	34	42	20	88	19	6	8	7	200
FG % 1st Half: 18-29		62.1%	2nd half: 16-35		45.7%	Game: 34-64		53.1%	Deadball						
3FG % 1st Half: 5-12		41.7%	2nd half: 3-11		27.3%	Game: 8-23		34.8%	Rebounds						
FT % 1st Half: 4-6		66.7%	2nd half: 8-13		61.5%	Game: 12-19		63.2%	3,1						

Officials: Karl Hess, Peter Juzenas, Glenn Tuitt

Technical fouls: Troy-Kevin Baker. Arkansas-None.

Attendance: 16416

Score by periods	1st	2nd	Total
Troy	25	38	63
Arkansas	45	43	88

Points	In	Off	2nd	Fast	Bench
TROY	16	7	9	2	12
AR	50	17	12	19	33

Last FG - TROY 2nd-00:26, AR 2nd-00:05.

Largest lead - TROY by 6 1st-18:47, AR by 25 2nd-01:43.

TROY led for 04:10. AR led for 35:38. Game was tied for 00:12.

Score tied - 0 times.

Lead changed - 1 time.

RECORD:	OVERALL	HOME	AWAY	NEUTRAL
ALL GAMES	8-2	5-0	0-1	3-1
CONFERENCE	0-0	0-0	0-0	0-0
NON-CONFERENCE	8-2	5-0	0-1	3-1

#	Player	gp-gs	min	avg	Total		3-Point		F-Throw		Rebounds				pf	dq	a	to	blk	stl	pts	avg
					fg-fga	fg%	3fg-fga	3fg%	ft-fa	ft%	off	def	tot	avg								
00	Jaylen Barford	10-10	307	30.7	66-137	.482	21-49	.429	33-49	.673	9	35	44	4.4	19	0	34	16	5	6	186	18.6
04	Daryl Macon	10-10	291	29.1	49-111	.441	25-58	.431	31-36	.861	2	19	21	2.1	16	0	39	17	1	15	154	15.4
10	Daniel Gafford	10-2	196	19.6	45-65	.692	0-0	.000	32-54	.593	15	44	59	5.9	38	3	8	9	20	7	122	12.2
31	Anton Beard	10-10	300	30.0	39-98	.398	10-36	.278	28-33	.848	5	22	27	2.7	23	0	34	16	0	10	116	11.6
23	C.J. Jones	10-0	189	18.9	38-74	.514	20-47	.426	11-11	1.000	0	21	21	2.1	9	0	7	4	1	4	107	10.7
02	Adrio Bailey	10-7	186	18.6	29-50	.580	0-0	.000	10-15	.667	16	23	39	3.9	21	0	10	7	14	4	68	6.8
13	Dustin Thomas	7-3	132	18.9	12-23	.522	0-1	.000	13-16	.813	10	22	32	4.6	18	0	4	7	0	4	37	5.3
20	Darius Hall	10-0	110	11.0	14-28	.500	3-7	.429	3-6	.500	3	23	26	2.6	21	0	1	11	3	4	34	3.4
01	Trey Thompson	10-8	190	19.0	14-25	.560	0-0	.000	4-10	.400	13	29	42	4.2	26	0	23	14	8	7	32	3.2
15	Jonathan Holmes	5-0	12	2.4	4-9	.444	2-4	.500	1-2	.500	1	1	2	0.4	1	0	1	1	0	1	11	2.2
22	Gabe Osabuohien	6-0	44	7.3	5-11	.455	0-2	.000	0-5	.000	4	7	11	1.8	8	0	2	3	0	1	10	1.7
05	Arlando Cook	3-0	38	12.7	1-5	.200	0-0	.000	2-2	1.000	2	7	9	3.0	3	0	3	0	0	2	4	1.3
14	JT Plummer	4-0	5	1.3	0-0	.000	0-0	.000	0-0	.000	0	0	0	0.0	0	0	0	0	0	0	0	0.0
Team											10	14	24					2				
Total.....		10	2000		316-636	.497	81-204	.397	168-239	.703	90	267	357	35.7	203	3	166	107	52	65	881	88.1
Opponents.....		10	2000		249-597	.417	80-237	.338	162-236	.686	106	248	354	35.4	210	-	124	151	29	51	740	74.0

TEAM STATISTICS	AR	OPP	Date	Opponent	Score	Att.
SCORING	881	740	11/10/17	SAMFORD	w 95-56	13407
Points per game	88.1	74.0	11/12/17	BUCKNELL	w 101-73	13404
Scoring margin	+14.1	-	11/17/17	FRESNO STATE	w 83-75	15051
FIELD GOALS-ATT	316-636	249-597	11/23/17	vs Oklahoma	w 92-83	11294
Field goal pct	.497	.417	11/24/17	vs North Carolina	L 68-87	6603
3 POINT FG-ATT	81-204	80-237	11/26/17	vs UCONN	w 102-67	11571
3-point FG pct	.397	.338	12/02/17	at Houston	L 65-91	4186
3-pt FG made per game	8.1	8.0	12/05/17	COLORADO STATE	w 92-66	13634
FREE THROWS-ATT	168-239	162-236	12/09/17	MINNESOTA	w 95-79	17583
Free throw pct	.703	.686	12/16/17	vs Troy	w 88-63	16416
F-Throws made per game	16.8	16.2				
REBOUNDS	357	354				
Rebounds per game	35.7	35.4				
Rebounding margin	+0.3	-				
ASSISTS	166	124				
Assists per game	16.6	12.4				
TURNOVERS	107	151				
Turnovers per game	10.7	15.1				
Turnover margin	+4.4	-				
Assist/turnover ratio	1.6	0.8				
STEALS	65	51				
Steals per game	6.5	5.1				
BLOCKS	52	29				
Blocks per game	5.2	2.9				
ATTENDANCE	73079	50070				
Home games-Avg/Game	5-14616	1-4186				
Neutral site-Avg/Game	-	4-11471				

\* - Conference game

Score by Periods	1st	2nd	Totals
Arkansas	434	447	881
Opponents	331	409	740

RECORD:	OVERALL	HOME	AWAY	NEUTRAL
ALL GAMES	5-0	5-0	0-0	0-0
CONFERENCE	0-0	0-0	0-0	0-0
NON-CONFERENCE	5-0	5-0	0-0	0-0

#	Player	gp-gs	min	avg	Total		3-Point		F-Throw		Rebounds				pf	dq	a	to	blk	stl	pts	avg					
					fg-fga	fg%	3fg-fga	3fg%	ft-fa	ft%	off	def	tot	avg													
00	Jaylen Barford	5-5	153	30.6	36-67	.537	11-23	.478	19-29	.655	6	19	25	5.0	10	0	20	6	2	3	102	20.4					
10	Daniel Gafford	5-1	100	20.0	31-41	.756	0-0	.000	18-30	.600	8	20	28	5.6	19	2	4	2	14	3	80	16.0					
04	Daryl Macon	5-5	149	29.8	24-54	.444	10-28	.357	11-12	.917	2	7	9	1.8	9	0	28	10	1	8	69	13.8					
31	Anton Beard	5-5	139	27.8	20-45	.444	4-16	.250	15-18	.833	3	10	13	2.6	12	0	18	6	0	6	59	11.8					
23	C.J. Jones	5-0	95	19.0	22-37	.595	10-20	.500	3-3	1.000	0	12	12	2.4	4	0	5	1	0	1	57	11.4					
02	Adrio Bailey	5-3	100	20.0	14-22	.636	0-0	.000	5-7	.714	7	10	17	3.4	11	0	7	5	6	3	33	6.6					
13	Dustin Thomas	2-2	27	13.5	5-8	.625	0-0	.000	2-2	1.000	0	4	4	2.0	5	0	4	0	0	0	12	6.0					
20	Darius Hall	5-0	69	13.8	8-20	.400	2-6	.333	1-3	.333	2	13	15	3.0	12	0	1	8	2	3	19	3.8					
01	Trey Thompson	5-4	94	18.8	8-13	.615	0-0	.000	1-4	.250	9	19	28	5.6	15	0	10	8	4	3	17	3.4					
22	Gabe Osabuohien	4-0	34	8.5	4-9	.444	0-2	.000	0-4	.000	3	3	6	1.5	8	0	0	2	0	0	8	2.0					
05	Arlando Cook	2-0	29	14.5	1-4	.250	0-0	.000	2-2	1.000	2	4	6	3.0	3	0	2	0	0	2	4	2.0					
15	Jonathan Holmes	3-0	7	2.3	2-5	.400	1-3	.333	1-2	.500	0	1	1	0.3	1	0	1	0	0	1	6	2.0					
14	JT Plummer	3-0	4	1.3	0-0	.000	0-0	.000	0-0	.000	0	0	0	0.0	0	0	0	0	0	0	0	0.0					
Team											5	4	9											1			
Total.....		5	1000		175-325	.538	38-98	.388	78-116	.672	47	126	173	34.6	109	2	100	49	29	33	466	93.2					
Opponents.....		5	1000		118-293	.403	39-116	.336	74-120	.617	64	110	174	34.8	107	-	56	82	9	20	349	69.8					



TEAM STATISTICS	AR	OPP
SCORING	466	349
Points per game	93.2	69.8
Scoring margin	+23.4	-
FIELD GOALS-ATT	175-325	118-293
Field goal pct	.538	.403
3 POINT FG-ATT	38-98	39-116
3-point FG pct	.388	.336
3-pt FG made per game	7.6	7.8
FREE THROWS-ATT	78-116	74-120
Free throw pct	.672	.617
F-Throws made per game	15.6	14.8
REBOUNDS	173	174
Rebounds per game	34.6	34.8
Rebounding margin	-0.2	-
ASSISTS	100	56
Assists per game	20.0	11.2
TURNOVERS	49	82
Turnovers per game	9.8	16.4
Turnover margin	+6.6	-
Assist/turnover ratio	2.0	0.7
STEALS	33	20
Steals per game	6.6	4.0
BLOCKS	29	9
Blocks per game	5.8	1.8
ATTENDANCE	73079	0
Home games-Avg/Game	5-14616	0-0
Neutral site-Avg/Game	-	0-0

Date	Opponent		Score	Att.
11/10/17	SAMFORD	w	95-56	13407
11/12/17	BUCKNELL	w	101-73	13404
11/17/17	FRESNO STATE	w	83-75	15051
12/05/17	COLORADO STATE	w	92-66	13634
12/09/17	MINNESOTA	w	95-79	17583

\* - Conference game

Score by Periods	1st	2nd	Totals
Arkansas	239	227	466
Opponents	149	200	349



0		JAYLEN <b>BARFORD</b> ■ SR ■ G ■ 6-3 ■ 202 Jackson, Tenn. ■ Motlow State CC	<ul style="list-style-type: none"> <li>Is fourth in the SEC in scoring average.</li> <li>Has 9 career 20-pt games, 7 away from Bud Walton Arena.</li> <li>Named to preseason coaches All-SEC second team.</li> <li>Named to PK80 Victory Bracket All-Tournament team after averaging 21.3 points per game.</li> </ul>	<b>CAREER HIGHS</b> PTS: 27 - Bucknell (11/12/17) AST: 6 - (2x), last vs. Samford (11/10/17) REB: 7 - (3x), last vs. Troy (12/16/17) STL: 4 - (2x), last vs. Seton Hall (03/17/17)
1		TREY <b>THOMPSON</b> ■ SR ■ F ■ 6-9 ■ 265 Madison, Ark. ■ Forrest City HS	<ul style="list-style-type: none"> <li>3rd on team with 42 rebs after 11 reb effort vs. Bucknell.</li> <li>2nd on the team with 89 games played as a Razorback.</li> <li>Tied for team lead with 36 asts last year during SEC play.</li> <li>Leads all Arkansas forwards with 23 assists, including two 5-assist performances in the PK80.</li> </ul>	<b>CAREER HIGHS</b> PTS: 13 - LSU (02/23/16) REB: 11 - (2x), last vs. Bucknell (11/12/17) BLK: 4 - Texas Tech (01/30/16) AST: 6 - Texas A&M (02/22/17)
2		ADRIO <b>BAILEY</b> ■ SO ■ F ■ 6-6 ■ 204 Campti, La. ■ Lakeview HS	<ul style="list-style-type: none"> <li>Recorded a career-high 15 pts in the season opener.</li> <li>Is second on the team with nine dunks. Had four vs. Troy.</li> <li>Had career-high 5 blocks against North Carolina.</li> <li>Started first 7 games, after making 2 starts last year.</li> <li>Has 10 asts in 10 games, only totaled 7 last yr in 27 games.</li> </ul>	<b>CAREER HIGHS</b> PTS: 15 - Samford (11/10/17) REB: 7 - (2x), last vs. Oklahoma (11/23/17) BLK: 5 - North Carolina (11/24/17) AST: 3 - Fresno State (11/17/17)
3		KHALIL <b>GARLAND</b> ■ FR ■ G ■ 6-5 ■ 198 Little Rock, Ark. ■ Parkview HS	<ul style="list-style-type: none"> <li>Ranked the No. 2 player in the state of Arkansas.</li> <li>Tabbed a 4-star and No. 55 overall guard by ESPN.</li> <li>Is not cleared for full participation at this time due to an ongoing health matter.</li> </ul>	<b>CAREER HIGHS</b> PTS: AST: REB: 3FGM:
4		DARYL <b>MACON</b> ■ SR ■ G ■ 6-3 ■ 185 Little Rock, Ark. ■ Holmes CC	<ul style="list-style-type: none"> <li>Named to preseason coaches All-SEC second team.</li> <li>Led team with a season-high 27 pts against Oklahoma.</li> <li>Has 20 assists and only 3 turnovers in the last 3 games.</li> <li>Went 30-of-34 from FT line in final minute of games last season, 2-for-2 this season.</li> </ul>	<b>CAREER HIGHS</b> PTS: 30 - Ole Miss (02/18/17) AST: 8 - Samford (11/10/17) STL: 4 - Fort Wayne (11/11/16) 3FGM: 6 - (2x), last vs. Oklahoma (11/23/17)
5		ARLANDO <b>COOK</b> ■ SR ■ F ■ 6-8 ■ 215 St. Louis, Mo. ■ Connors State College	<ul style="list-style-type: none"> <li>Had 4 pts, 2 rebs and 1 steal against Minnesota in 14 mins.</li> <li>Played 15 mins vs. CSU in first game back, tallying 4 rebs.</li> <li>Started 7 games and played in all 36 contests as a junior.</li> <li>Averaged 2.8 points and 2.3 rebounds per game last year.</li> <li>Ranked the No. 6 junior college transfer in 2016 class.</li> </ul>	<b>CAREER HIGHS</b> PTS: 9 - Southern Illinois (11/14/16) REB: 7 - at Texas A&M (01/17/17) BLK: 3 - (5x), last vs. Sam Houston St. (12/20/16) AST: 2 - (4x), last vs. Colorado St. (12/05/17)
10		DANIEL <b>GAFFORD</b> ■ FR ■ F ■ 6-11 ■ 234 El Dorado, Ark. ■ El Dorado HS	<ul style="list-style-type: none"> <li>Named SEC Freshman of the Week on Dec. 11.</li> <li>Ranks second in the SEC in field goal percentage.</li> <li>Has as many or more dunks than six SEC teams.</li> <li>Went 8-of-8 against Minnesota for 16 pts, 7 rebs and 6 blocks.</li> <li>Led team with 25 pts against Fresno St., having 6 dunks.</li> </ul>	<b>CAREER HIGHS</b> PTS: 25 - Fresno State (11/17/17) AST: 2 - (2x), last vs. Oklahoma (11/23/17) REB: 8 - (2x), last vs. Oklahoma (11/23/17) BLK: 6 - Minnesota (12/09/17)
13		DUSTIN <b>THOMAS</b> ■ SR ■ F ■ 6-8 ■ 225 Texarkana, Texas ■ University of Colorado	<ul style="list-style-type: none"> <li>Tied career high with 9 boards against Oklahoma.</li> <li>Started 27 games last year as a redshirt junior.</li> <li>Has five 4-plus rebound efforts in seven games this season.</li> <li>Finished with 13 pts and 5 rebs in against Seton Hall in the NCAA Tournament.</li> </ul>	<b>CAREER HIGHS</b> PTS: 17 - USC (01/04/15) REB: 9 - (2x), last vs. Oklahoma (11/23/17) BLK: 2 - (2x), last vs. California (2/12/15) STL: 3 - (2x), last at LSU (02/11/17)
20		DARIOUS <b>HALL</b> ■ FR ■ F ■ 6-6 ■ 210 Little Rock, Ark. ■ Mills University Studies HS	<ul style="list-style-type: none"> <li>Recorded season-high 8 points vs. Colorado State.</li> <li>Scored 6 pts, 4 boards and 2 blocks against Bucknell.</li> <li>Named 3X All-State and 2017 5A State Tournament MVP.</li> <li>Ranked the No. 4 player in the state of Arkansas.</li> <li>Earned a four-star rating by ESPN.</li> </ul>	<b>CAREER HIGHS</b> PTS: 8 - Colorado State (12/05/17) AST: 1 - Fresno State (11/17/17) REB: 6 - UConn (11/26/17) BLK: 2 - Bucknell (11/12/17)
22		GABE <b>OSABUOHIE</b> ■ FR ■ F ■ 6-8 ■ 219 Toronto, Canada ■ Southwest Christian Aca.	<ul style="list-style-type: none"> <li>Has taken 4 of the teams' 21 charges this season. 2nd on team.</li> <li>Ranked the No. 5 player in the state of Arkansas.</li> <li>Ranked the No. 63 small forward by 247Sports.</li> <li>Played for Team Loaded N. Carolina on the Adidas Circuit.</li> </ul>	<b>CAREER HIGHS</b> PTS: 4 - Colorado State (12/05/17) AST: 1 - (2x), last vs. Troy (12/16/17) REB: 3 - (2x), last vs. Colorado St. (12/05/17) BLK: -
23		C.J. <b>JONES</b> ■ SO ■ G ■ 6-5 ■ 175 Birmingham, Ala. ■ Central Park Christian	<ul style="list-style-type: none"> <li>Averaged 15.2 points per game in 5 games prior to Troy.</li> <li>96 of his 158 career points have come from deep.</li> <li>Had five straight games with at least 3 made 3-pointers.</li> <li>Has broke or tied his career high in scoring in three of the last six games.</li> </ul>	<b>CAREER HIGHS</b> PTS: 19 - (2x), last vs. Colorado St. (12/05/17) AST: 2 - (2x), last vs. Colorado St. (12/05/17) STL: 1 - (5x), last vs. Troy (12/16/17) 3FGM: 5 - Minnesota (12/09/17)
31		ANTON <b>BEARD</b> ■ SR ■ G ■ 6-0 ■ 185 North Little Rock, Ark. ■ North Little Rock HS	<ul style="list-style-type: none"> <li>Scored 10+ points in eight of 10 games, including each of the first five to start the season.</li> <li>Has played in a team-high 104 games as a Razorback.</li> <li>Averaged 7.2 points and 2.1 boards per game as a junior.</li> <li>Named to SEC All-Freshman team in 2014-15.</li> </ul>	<b>CAREER HIGHS</b> PTS: 18 - Georgia (01/23/16) AST: 7 - LSU (01/21/17) STL: 5 - Milwaukee (12/22/14) 3FGM: 4 - Ole Miss (02/14/15)
HC		 1980-82 - Student-Athlete  1982-85 - Volunteer Assistant  1985-89 - Volunteer Assistant 1989-00 - Assistant Coach 2000-02 - Assistant Head Coach  2002-06 - Head Coach 89-41 (.680)  2006-11 - Head Coach 111-57 (.660)  2011-Present -- Head Coach 136-76 (.642)		