



ARKANSAS RAZORBACKS

1 National Championship » 6 Final Four Appearances » 10 Sweet 16 Appearances » 31 NCAA Appearances

2017-18 SCHEDULE »

Overall: 21-10 | SEC: 10-8 | H: 15-2 | A: 3-6 | N: 3-1

NOVEMBER	TV	W/L	SCORE
10 Samford	SEC Network +	W	95-56
12 Bucknell	SEC Network	W	101-73
17 Fresno State	SEC Network +	W	83-75
23 vs. Oklahoma [^]	ESPN2	W	92-83
24 vs. #9 North Carolina [^]	ESPN	L	87-68
26 vs. UConn [^]	ESPN	W	102-67

DECEMBER

2 at Houston	CBS Sports	L	91-65
5 Colorado State	SEC Network +	W	92-66
9 #14 Minnesota	SEC Network	W	95-79
16 vs. Troy ⁺	None	W	88-63
17 Oral Roberts	SEC Network +	W	104-69
27 CSU Bakersfield	SEC Network	W	95-68
30 #19 Tennessee [*]	SEC Network	W (OT)	95-93

JANUARY

2 at Mississippi State [*]	SEC Network	L	78-75
6 at Auburn [*]	ESPN	L	88-77
10 LSU [*]	SEC Network	L	75-54
13 Missouri [*]	ESPN2	W	65-63
17 at Florida [*]	ESPN2	L	88-73
20 Ole Miss [*]	SEC Network	W	97-93
23 at Georgia [*]	SEC Network	W (2OT)	80-77
27 Oklahoma State [%]	ESPN2	W	66-65
30 at Texas A&M [*]	ESPN	L	80-66

FEBRUARY

3 at LSU [*]	SEC Network	L	94-86
6 South Carolina [*]	ESPN2	W	81-65
10 Vanderbilt [*]	SEC Network	W	72-54
13 at Ole Miss [*]	SEC Network	W	75-64
17 #21 Texas A&M [*]	ESPN	W	94-75
20 Kentucky [*]	ESPN	L	87-72
24 at Alabama [*]	SEC Network	W	76-73
27 #14 Auburn [*]	SEC Network	W	91-82

MARCH

3 at Missouri [*]	ESPN2	L	77-67
8 at SEC Tournament	SEC Network		8:30 p.m.

+ at Verizon Arena (North Little Rock, Ark.)
[^] Phil Knight Invitational (Portland, Oregon)
[%] Big12/SEC Challenge
^{*} SEC Game


5

» See page 5 for a full breakdown of Arkansas' 113 dunks through the first 31 games of the season.

THE MATCHUP »

ARKANSAS RAZORBACKS (21-10, 10-8 SEC)

Head Coach: Mike Anderson (Tulsa '82)
 Record at Arkansas: 149-84 (7th Season)
 Overall Record: 349-182 (16th Season)



#FASTEST40 STORYLINES »

• After being picked to finish sixth in the SEC by the media, Arkansas finished higher than it was selected for the fifth straight season, tying for fourth overall.

• The Razorbacks are looking to make three NCAA Tournament appearances in a four-year span for the first time in 10 seasons.

• Arkansas knocked off four ranked teams at home in a season for the first time in program history, including both co-champions of the SEC.

• Arkansas' 113 dunks are the most in the Mike Anderson era. Daniel Gafford's 68 dunks this season are more than six SEC Teams.

• At 40.2 percent from behind the arc, the Razorbacks are on pace to record the second-highest three-point percentage by any SEC team in the last 25 years. Florida shot 40.9 percent in 2007.

• Arkansas and Kentucky are the only programs in the SEC to finish .500 or better in league play in each of the last six seasons.

• During the last five years, the Razorbacks have posted a 35-16 (.686) regular season record in the months of February and March.

• Arkansas has won 38 consecutive games when leading at halftime. During the Mike Anderson era, the Razorbacks are 123-7 (.946) when leading at the break.

• Jaylen Barford and Daryl Macon are the only two players in the SEC to rank in the top 10 in points per game, three-point FG percentage and FG percentage.

• On Senior Night against No. 14 Auburn, Daryl Macon and Jaylen Barford became the 6th and 7th players in program history to score 1,000 career points in just two seasons.

GAMEDAY INFORMATION »

DATE: Thursday, March 8, 2018 | 8:30 p.m. CT
LOCATION: Scottrade Center (St. Louis)
TV: SEC Network | WatchESPN
TALENT: Tom Hart (PXP), Jon Sundvold (Analyst)
REPORTER: Molly McGrath
RADIO: Razorback/IMG Sports Network
TALENT: Chuck Barrett (PXP), Matt Zimmerman (Analyst)
WINNER: vs. #3 Florida - Friday, March 9 at 8:30 p.m.

THE SEC TOURNAMENT FACTS »

• The Razorbacks are making their 27th SEC Tournament appearance where it has an all-time record of 24-25, including a berth in two of the last three championship games.

• The Razorbacks won their only SEC Tournament championship in 2000 as the No. 3 seed, defeating Georgia, Kentucky, LSU and Auburn to capture the title.

• Arkansas is 1-0 against Ole Miss in the SEC Tournament with a victory last year, and 2-2 against South Carolina.

• Arkansas is 4-6 in the SEC Tournament since the league went away from divisions after the 2010-11 season, with two victories coming in 2015 and two more in 2017.

THE ALL-SEC HONORS »

First Team

• Jaylen Barford

Second Team

• Daryl Macon

All-Freshman Team



• Daniel Gafford



HOW THEY COMPARE » BY THE NUMBERS »

	82.0	.481	.402	35.0	15.0	4.7	6.4	75.7	.426	.347	-1.1	+1.3
	≈	≈	≈	≈	≈	≈	≈	≈	≈	≈	≈	≈
	POINTS	FG%	3FG%	BOARDS	ASSISTS	BLOCKS	STEALS	SCORING DEFENSE	FG% DEFENSE	3FG% DEFENSE	REBOUND MARGIN	AST-TO RATIO
2017-18 OPPONENTS	75.7	.426	.347	36.1	13.5	3.6	4.8	82.0	.481	.402	+1.1	+1.0

#FASTEST40





March 7-11 • Scottrade Center • St. Louis, Mo.

First Round Wednesday, March 7 **Second Round** Thursday, March 8 **Quarterfinals** Friday, March 9 **Semifinals** Saturday, March 10 **Championship** Sunday, March 11



» ALL-TIME SEC TOURNAMENT RESULTS »

Year (Seed)	Opponent	Result	Year (Seed)	Opponent	Result	Year (Seed)	Opponent	Result
1992 (#1)	#4 Georgia (2nd Round)	W, 73-60	2000 (#3)	#6 Georgia (1st Round)	W, 71-64	2008 (#2)	#3 Vanderbilt (2nd Round)	W, 81-75
	#3 Alabama (3rd Round)	L, 90-89		#2 Kentucky (2nd Round)	W, 86-72		#1 Tennessee (3rd Round)	W, 92-91
1993 (#1)	#4 Georgia (2nd Round)	W, 65-60		#1 LSU (3rd Round)	W, 69-67		#6 Georgia (Final)	L, 66-57
	#2 Kentucky (3rd Round)	L, 92-81		#2 Auburn (Final)	W, 75-67	2009 (#6)	#3 Florida (1st Round)	L, 73-58
1994 (#1)	#4 Georgia (2nd Round)	W, 95-83	2001 (#2)	#6 LSU (2nd Round)	W, 77-72	2010 (#3)	#6 Georgia (1st Round)	L, 77-64
	#2 Kentucky (3rd Round)	L, 90-78		#1 Kentucky (3rd Round)	L, 87-78	2011 (#4)	#5 Tennessee (1st Round)	L, 74-68
1995 (#1)	#4 Vanderbilt (2nd Round)	W, 73-72	2002 (#5)	#4 Tennessee (1st Round)	L, 68-61	2012 (#9)	#8 LSU (1st Round)	L, 70-54
	#3 Alabama (3rd Round)	W, 69-58	2003 (#6)	#3 LSU (1st Round)	L, 85-56	2013 (#7)	#10 Vanderbilt (2nd Round)	L, 75-72
	#1 Kentucky (Final)	L, 95-93 (OT)	2004 (#6)	#3 South Carolina (1st Round)	L, 91-81	2014 (#5)	#13 South Carolina (2nd Round)	L, 71-69
1996 (#2)	#3 South Carolina (2nd Round)	W, 80-58	2005 (#4)	#5 Tennessee (1st Round)	L, 65-46	2015 (#2)	#10 Tennessee (3rd Round)	W, 80-72
	#1 Kentucky (3rd Round)	L, 95-75	2006 (#3)	#6 Georgia (1st Round)	W, 80-67		#3 Georgia (4th Round)	W, 60-49
1997 (#2)	#3 Georgia (2nd Round)	L, 65-63		#2 Florida (2nd Round)	L, 74-71		#1 Kentucky (Final)	L, 78-63
1998 (#2)	#3 Tennessee (2nd Round)	W, 102-96	2007 (#3)	#6 South Carolina (1st Round)	W, 82-52	2016 (#9)	#8 Florida (2nd Round)	L, 68-61
	#1 Kentucky (3rd Round)	L, 99-74		#2 Vanderbilt (2nd Round)	W, 72-71	2017 (#3)	#6 Ole Miss (3rd Round)	W, 73-72
1999 (#2)	#3 Florida (2nd Round)	W, 75-74		#1 Mississippi State (3rd Round)	W, 81-72		#7 Vanderbilt (4th Round)	W, 76-62
	#4 Miss. State (3rd Round)	W, 84-79 (OT)		#1 Florida (Final)	L, 77-56		#1 Kentucky (Final)	L, 82-65
	#2 Kentucky (Final)	L, 76-63				2018 (#6)	#11 South Carolina/#14 Ole Miss	

ALL-SEC

FRESHMAN TEAM

FIRST TEAM

SECOND TEAM



» ARKANSAS IN THE SEC TOURNAMENT BREAKDOWN »

The Basics

Overall Record:	24-25
Appearances:	27th
Before 2011:	20-19
Since 2011:	4-6
Note: SEC went away from East and West Divisions after the 2010-11 season.	

Record by Round

Quarterfinals	13-2
Semifinals	7-6
Finals	1-6

Record by Seed

Seed	Appearances	Record
No. 1	4	5-4
No. 2	7	9-7
No. 3	5	10-4
No. 4	2	0-2
No. 5	2	0-2
No. 6	4	0-3
No. 7	1	0-1
No. 9	2	0-2

Note: All games as the No. 5, No. 7 and No. 9 seed besides one, are West Division seeds.

Record vs. Opponent

Alabama	1-1
Auburn	1-0
Florida	1-4
Georgia	6-3
Kentucky	1-9
LSU	2-2
Ole Miss	1-0
Mississippi State	2-0
Missouri	0-0
South Carolina	2-2
Tennessee	3-3
Texas A&M	0-0
Vanderbilt	4-1

All-Tournament Team

1992	Todd Day
1994	Corliss Williamson
1995	Corliss Williamson
1995	Scotty Thurman
1999	Derek Hood
1999	Kareem Reid
2000	Brandon Dean
2000	Joe Johnson
2001	Joe Johnson
2007	Sonny Weems
2008	Darian Townes
2008	Charles Thomas
2015	Michael Qualls
2017	Daryl Macon

NUMERICAL ROSTER »

No.	Name	Pos.	Yr.	Ht.	Wt.	Hometown/High School/Last School
0	Jaylen Barford	G	Sr.	6-3	202	Jackson, Tenn./South Side HS/Motlow State CC
1	Trey Thompson	F	Sr.	6-9	265	Madison Ark./Forrest City HS
2	Adrio Bailey	F	So.	6-6	204	Campti, La./Lakeview HS
3	Khalil Garland	G	Fr.	6-5	198	Little Rock, Ark./Parkview HS
4	Daryl Macon	G	Sr.	6-3	185	Little Rock, Ark./Parkview HS/Holmes CC
5	Arlando Cook	F	Sr.	6-8	215	St. Louis, Mo./Madison Prep/Connors State College
10	Daniel Gafford	F	Fr.	6-11	234	El Dorado, Ark./El Dorado HS
11	Jalen Harris*	G	So.	6-2	166	Raleigh, N.C./Word of God Christian Academy/New Mexico
14	JT Plummer	G	Sr.	6-1	185	San Antonio, Texas/TMI Episcopal
15	Jonathan Holmes	G	So.	5-10	190	Columbia, Ill./Columbia HS
20	Darius Hall	F	Fr.	6-6	202	Little Rock, Ark./Mills University Studies HS
22	Gabe Osabuohien	F	Fr.	6-8	219	Toronto, Canada/Southwest Christian Academy
23	C.J. Jones	G	So.	6-5	175	Birmingham, Ala./Central Park Christian
31	Anton Beard	G	Sr.	6-0	198	N. Little Rock, Ark./North Little Rock HS

*Will sit out the 2017-18 season due to NCAA transfer rules

COACHING STAFF »

Title	Name	Experience	Alma Mater
Head Coach	Mike Anderson	7th Year	Tulsa, '82
Associate Head Coach	Melvin Watkins	7th Year	Charlotte, '77
Assistant Coach	TJ Cleveland	7th Year	Arkansas, '02
Assistant Coach	Scotty Thurman	2nd Year	Philander-Smith, '03
Director of Operations	Matt Zimmerman	7th Year	Arkansas, '90
Director of S-A Development	Jeff Daniels	7th Year	Montevallo, '82
Video Coordinator	Will Bartlett	7th Year	Missouri, '09
Graduate Assistant	Riley Hall	2nd Year	Arkansas, '16
Graduate Assistant	Velton Kennedy	1st Year	Arkansas, '17
Athletic Trainer	Dave England	35th Year	Arkansas, '80



#0 Jaylen Barford
Sr. | F | 6-3 | 202 | Jackson, Tenn.



#1 Trey Thompson
Sr. | F | 6-9 | 265 | Madison, Ark.



#2 Adrio Bailey
So. | F | 6-6 | 204 | Campti, La.



#3 Khalil Garland
Fr. | G | 6-5 | 198 | Little Rock, Ark.



#4 Daryl Macon
Sr. | G | 6-3 | 185 | Little Rock, Ark.



#5 Arlando Cook
Sr. | F | 6-8 | 215 | St. Louis, Mo.



#10 Daniel Gafford
Fr. | F | 6-11 | 234 | El Dorado, Ark.



#11 Jalen Harris
So. | G | 6-2 | 164 | Raleigh, N.C.



#14 JT Plummer
Sr. | G | 6-1 | 185 | San Antonio, Texas



#15 Jonathan Holmes
So. | G | 5-10 | 190 | Columbia, Ill.



#20 Darius Hall
Fr. | F | 6-6 | 210 | Little Rock, Ark.



#22 Gabe Osabuohien
Fr. | F | 6-8 | 219 | Toronto, Canada



#23 C.J. Jones
So. | G | 6-5 | 175 | Birmingham, Ala.



#31 Anton Beard
Sr. | G | 6-0 | 198 | North Little Rock, Ark.



Mike Anderson
Head Coach | 7th Season

A-Z ROSTER »

No.	Name	Yr.
2	Bailey, Adrio	So.
0	Barford, Jaylen	Sr.
31	Beard, Anton	Sr.
5	Cook, Arlando	Sr.
10	Gafford, Daniel	Fr.
3	Garland, Khalil	Fr.
20	Hall, Darius	Fr.
11	Harris, Jalen	So.
15	Holmes, Jonathan	So.
23	Jones, C.J.	So.
4	Macon, Daryl	Sr.
22	Osabuohien, Gabe	Fr.
14	Plummer, JT	Sr.
1	Thompson, Trey	Sr.

BY STATE »

Alabama (1)

23	C.J. Jones	Birmingham, Ala.
----	------------	------------------

Arkansas (6)

1	Trey Thompson	Madison Ark.
3	Khalil Garland	Little Rock, Ark.
4	Daryl Macon	Little Rock, Ark.
10	Daniel Gafford	El Dorado, Ark.
20	Darius Hall	Little Rock, Ark.
31	Anton Beard	N. Little Rock, Ark.

Canada (1)

22	Gabe Osabuohien	Toronto
----	-----------------	---------

Illinois (1)

15	Holmes, Jonathan	Columbia, Ill.
----	------------------	----------------

Louisiana (1)

2	Adrio Bailey	Campti, La.
---	--------------	-------------

Missouri (1)

5	Arlando Cook	St. Louis, Mo.
---	--------------	----------------

North Carolina (1)

11	Jalen Harris*	Raleigh, N.C.
----	---------------	---------------

Tennessee (1)

0	Jaylen Barford	Jackson, Tenn.
---	----------------	----------------

Texas (1)

14	JT Plummer	San Antonio, Texas
----	------------	--------------------

BY CLASS »

SENIORS (6)

No.	Name	Pos.
0	Jaylen Barford	Sr.
1	Trey Thompson	Sr.
4	Daryl Macon	Sr.
5	Arlando Cook	Sr.
14	JT Plummer	Sr.
31	Anton Beard	Sr.

SOPHOMORES (4)

2	Adrio Bailey	So.
11	Jalen Harris*	So.
15	Jonathan Holmes	So.
23	C.J. Jones	So.

FRESHMEN (4)

3	Khalil Garland	Fr.
10	Daniel Gafford	Fr.
20	Darius Hall	Fr.
22	Gabe Osabuohien	Fr.

THE PRONUNCIATIONS »

Adrio Bailey: A-Dree-O

Gabe Osabuohien: oh-sah-BOY-en

CLOSE CALLS »

- Arkansas is 11-1 in its last 12 contests decided by one possession, the best mark since the 1994-95 season.
- In games decided by four points or less, Arkansas has won 13 of the last 14, including a 7-1 mark away from Bud Walton Arena.

EXCEEDING EXPECTATIONS »

- After being picked to finish sixth in the SEC by the media, Arkansas finished higher than it was picked for the fifth straight season, as the Razorbacks tied for fourth with a 10-8 SEC record.

Year	Picked	Finished
2017-18	6th	T-4th
2016-17	5th	T-3rd
2015-16	11th	T-8th
2014-15	3rd	2nd
2013-14	8th	5th

SUSTAINED SUCCESS »

- The Razorbacks are one of two teams in the league to finish .500 or better in SEC play each of the last six years.

THE 2018 SIGNING CLASS »

- The Razorbacks signed six incoming freshmen during the 2018 early signing period, ranking as the 17th-best class in the country by ESPN.

Signee	Pos.	Ht.	Hometown
Ethan Henderson	6-9	F	Little Rock, Ark.
Reggie Chaney	6-8	F	Tulsa, Okla.
Jordan Phillips	6-7	G	Cedar Hill, Texas
Keyshawn Embery	6-3	G	Oklahoma City
Isaiah Joe	6-4	G	Fort Smith, Ark.
Desi Sills	6-2	G	Jonesboro, Ark.

HIGH-PERCENTAGE HOGS »

- Daniel Gafford ranks 5th among all freshmen in the country in field goal percentage at 60.7 percent, ranking 47th overall in the nation.
- Gafford's 60.7 mark is on pace for the third-best mark by a Razorback freshman in school history. The current record is held by Sidney Moncrief, who shot 66.5 percent in his first season as a Razorback.
- Jaylen Barford and Daryl Macon are the only two players in the SEC to rank in the top 10 in three-point field goal percentage, points per game and field goal percentage.
- Macon and Barford are ranked 1st and 2nd, respectively, in the SEC in three-point shooting percentage at 43.9 and 43.4 percent from behind the arc.

THE RUNNIN' RAZORBACKS »

- Arkansas has 72 runs of seven points or more in 31 games this season, compared to just 49 by opponents.
- The Razorbacks have multiple runs of seven points or more in 24 of 31 games.

Run	Ark	Opp
7-0	23	13
8-0	12	13
9-0	9	6
10-0	10	8
11-0	7	5
12-0	2	2
13-0	2	2
14-0	2	-
15-0	2	-
16-0	1	-
19-0	2	-
Total Runs	72	49

SENIOR GUARDS WIN GAMES »

- Daryl Macon and Jaylen Barford became the first teammates in school history to eclipse the 1,000 career points mark in the same game.
- The duo became the sixth and seventh players in program history to record 1,000 career points in just two seasons, the 42nd and 43rd players to do it overall.
- In the upset win against No. 19 Tennessee, Daryl Macon's 33 points and Jaylen Barford's 28 points marked the first time Arkansas has had two 28-point scorers in an SEC game.
- Against ranked opponents this season, Barford (22.4) and Macon (17.6) have combined to average 40.0 points per game in five contests (4-1).

- Against Tennessee, Daryl Macon became one of six players in program history to record multiple 30-point games against SEC opponents.
- Barford (24 pts) and Macon (25 pts) combined for 49 points to lead Arkansas in a comeback win over Georgia on the road.
- Both have scored 20-plus points in the same game six times this year (6-0) and have combined for 40-plus points nine times this season (8-1).

BEST RETURNING DUO IN 24 YEARS »

- Jaylen Barford and Daryl Macon are the first Razorback duo since Scotty Thurman and Corliss Williamson to return after both players recorded 450-plus points and 70-plus assists the previous season. (via @HogStats)

Player	Season	Assists	Points
Daryl Macon	2016-17	80	483
Jaylen Barford	2016-17	72	459
Corliss Williamson	1993-94	74	695
Scotty Thurman	1993-94	103	539

RECORD BREAKDOWN

At Home (Bud Walton Arena)	15-2
On The Road	3-7
Neutral	3-1
White Uniforms	15-2
Cardinal Uniforms	4-6
Anthractive Uniforms	0-0
Special Edition PK80 Uniforms	2-2

HALFTIME/LEADS/OVERTIME

Leading at the half, home	13-0
Leading at the half, road/neutral	4-0
Tied at the half, home	0-1
Tied at the half, road/neutral	0-0
Trailing at the half, home	2-1
Trailing at the half, road/neutral	2-8
Games decided by 5 points or fewer	6-1
Games decided by 10 points or fewer	9-3
Leading with 5:00 left in regulation	18-1
Leading with 2:00 left in regulation	18-1
Overtime games	2-0

OFFENSE

Scoring less than 70 points	2-5
Scoring 70-79 points	3-4
Scoring 80-89 points	4-1
Scoring 90-99 points	9-0
Scoring 100+ points	3-0
2 Players Or Less in Double Figures	2-1
3 Players in Double Figures	4-5
4 Players in Double Figures	9-3
5 Players in Double Figures	4-1
6 Players in Double Figures	2-0
7 Players in Double Figures	0-0
1 Player Scores 20 Points	7-6
2 Players Score 20 Points	7-0
When shooting 50 percent or higher	10-2
When shooting less than 50 percent	11-8

REBOUNDING/TURNOVERS

When outrebounding opponent	11-2
When outrebounded	9-7
When rebounds are even	1-1
When grabbing 10+ offensive reb	8-5
When forcing 15+ turnovers	12-1
When committing less than 15 turnovers	17-10
When committing 15+ turnovers	4-0

Top Scorers (Includes Ties)

Jaylen Barford	9-5
Daryl Macon	9-4
Daniel Gafford	4-1
C.J. Jones	1-0
Anton Beard	0-1

Top Rebounders (Includes Ties)

Daniel Gafford	12-4
Trey Thompson	5-3
Anton Beard	2-2
Daryl Macon	1-0
Darius Hall	3-3
Jaylen Barford	2-3
Dustin Thomas	2-2

Months

In November	5-1
In December	6-1
In January	4-5
In February	6-2
In March	0-1

SOUTH CAROLINA SERIES HISTORY »

Series:	Arkansas leads 19-13
Since both joined the SEC:	Arkansas leads 19-13
In Fayetteville:	Arkansas leads 11-4
In Columbia:	South Carolina leads 7-6
In Atlanta:	South Carolina leads 2-1
In New Orleans:	Arkansas leads 1-0

- Arkansas has won four of the last five meetings against the Gamecocks, including each of the last two.
- All-time, the Razorbacks are 2-2 against USC in the SEC Tournament.
- Arkansas has not won three straight over USC since the Razorbacks won the first six meetings in the series between 1992 and 1998.

The Last 10 Meetings

Date	Site	W/L	Score
02/06/18	Fayetteville	W	81-65
02/15/17	Columbia	W	83-76
03/5/16	Fayetteville	L	76-61
03/05/15	Columbia	W	78-74
02/03/15	Fayetteville	W	75-55
03/13/14	Atlanta	L	71-69
02/19/14	Fayetteville	W	71-64
01/26/13	Columbia	L	75-54
02/11/12	Fayetteville	W	76-65
01/19/11	Columbia	L (OT)	81-74

OLE MISS SERIES HISTORY »

Series:	Arkansas leads 46-33
Since Arkansas joined the SEC:	Arkansas leads 28-23
In Fayetteville:	Arkansas leads 15-11
In Oxford:	Ole Miss leads 19-8
In Little Rock:	Arkansas leads 8-2
In Memphis:	Arkansas leads 9-0
In Nashville:	Arkansas leads 1-0
In Shreveport:	Arkansas leads 2-0
In Pine Bluff:	Arkansas leads 1-0
In Blytheville:	Arkansas leads 2-0

- Arkansas has four straight over the Rebels. It is the longest winning streak over Ole Miss by Arkansas, since the Razorbacks won 12 straight from 1978 to 1994.
- Arkansas and Ole Miss have met just one time in the SEC Tournament, when the Razorbacks defeated the Rebels 73-72 in the third round last season.

The Last 10 Meetings

Date	Site	W/L	Score
02/13/18	Oxford	W	75-64
01/20/18	Fayetteville	W	97-93
03/10/17	Nashville	W	73-72
02/18/17	Fayetteville	W	98-80
02/13/16	Oxford	L	76-60
02/14/15	Oxford	W	71-70
01/17/15	Fayetteville	L	96-82
03/05/14	Fayetteville	W	110-80
01/19/13	Oxford	L	76-64
02/28/12	Fayetteville	L	77-75

NEWS AND NOTES »

• During the Mike Anderson era, Arkansas is 88-11 when scoring 80+ points, including wins in 33 of the last 34 games.

• Arkansas has recorded 12 victories over AP Top 25 teams during the Mike Anderson era, including at least one in six of his first seven years.

• The Razorbacks posted two AP top-20 wins in a five-game span with wins over No. 14 Minnesota and No. 19 Tennessee, three total this season. Arkansas has multiple (3) top-20 wins in the same season for the third time under Coach Anderson.

• From Dec. 5 through Dec. 27, the Razorbacks had five straight games with fewer than 10 turnovers for the first time in the last 20 years.

• During the Mike Anderson era, Arkansas is 123-7 in games it led at the half, including 38 consecutive victories. This year, the Razorbacks have led by an average of 10.0 points at the break in 11 wins.

• The Razorbacks are one of three high-major programs in country with six seniors on its roster, along with TCU and Minnesota.

• Arkansas recorded 28 assists in the season opener, marking the third time in the 21st century and the second time in the Anderson era the Razorbacks had 28-plus assists in a game. The Razorbacks recorded 27 assists against Oral Roberts on Dec. 19.

• During the last seven years, Arkansas is 43-3 when dishing out 20 assists, including a 31-1 mark in non-conference play. The Razorbacks are 4-0 this season when recording 20-plus dimes.

• Daryl Macon is 30-of-31 from the free throw line in the final minute and overtime of games this season. In his career, he is 60-of-65 (.923).

• Arkansas has knocked off four ranked opponents at home for the first time in program history.

MISCELLANEOUS STATISTICS »

Double-Figure Scoring Games

Player	13-14	14-15	15-16	16-17	17-18	Career
Barford	--	--	--	27	29	56
Macon	--	--	--	27	26	53
Beard	--	8	7	14	18	47
Gafford	--	--	--	--	21	21
Jones	--	--	--	2	10	12
Thomas	1	3	--	4	2	10
Hall	--	--	--	--	6	6
Bailey	--	--	--	1	3	4
Thompson	--	0	2	0	1	3

20-Point Scoring Games

Player	13-14	14-15	15-16	16-17	17-18	Career
Macon	--	--	--	3	14	17
Barford	--	--	--	5	12	17
Gafford	--	--	--	--	2	2

30-Point Scoring Games

Player	13-14	14-15	15-16	16-17	17-18	Career
Macon	--	--	--	1	1	2

3 + Three-Pointers in a Game

Player	13-14	14-15	15-16	16-17	17-18	Career
Macon	--	--	--	11	16	27
Barford	--	--	--	2	15	17
Jones	--	--	--	1	8	9
Beard	--	2	1	2	3	8
Thomas	0	1	--	0	0	1
Hall	--	--	--	--	1	1

5 + Three-Pointers in a Game

Player	13-14	14-15	15-16	16-17	17-18	Career
Macon	--	--	--	1	5	6
Jones	--	--	--	0	2	2
Barford	--	--	--	0	2	2

Double Figure Rebounding Games

Player	13-14	14-15	15-16	16-17	17-18	Career
Gafford	--	--	--	--	3	3
Thompson	--	0	0	1	1	2
Thomas	0	0	--	0	2	2
Barford	--	--	--	0	1	1
Hall	--	--	--	--	1	1

Double-Doubles

Player	13-14	14-15	15-16	16-17	17-18	Career
Gafford	--	--	--	--	2	2
Barford	--	--	--	0	1	1
Hall	--	--	--	--	1	1

5 + Assist Games

Player	13-14	14-15	15-16	16-17	17-18	Career
Macon	--	--	--	5	12	17
Beard	--	0	0	2	7	9
Barford	--	--	--	1	5	6
Thompson	--	0	1	1	3	5

3 + Steals in a Game

Player	13-14	14-15	15-16	16-17	17-18	Career
Barford	--	--	--	6	3	9
Beard	--	4	1	2	0	7
Macon	--	--	--	2	4	6
Thomas	0	1	--	1	1	3
Gafford	--	--	--	--	1	1
Thompson	--	0	0	1	0	1
Bailey	--	--	--	1	0	1

3 + Blocks in a Game

Player	13-14	14-15	15-16	16-17	17-18	Career
Gafford	--	--	--	--	12	12
Thompson	--	0	2	1	2	5
Jones	--	--	--	1	0	1
Cook	--	--	--	1	0	1
Bailey	--	--	--	0	1	1

WELCOME TO THE #DUNKPALACE

DUNKS BY PLAYER »

Daniel Gafford	68
Adrio Bailey	15
Darius Hall	10
Trey Thompson	6
Daryl Macon	4
C.J. Jones	4
Jaylen Barford	3
Gabe Osabuohien	3
8 Players	113

MOST DUNKS IN A GAME »

12	Samford (11/10/17)
8	Auburn (02/27/18)
7	Troy (12/16/17)
7	Fresno State (11/17/17)
6	Mississippi State (1/2/18)
6	Oral Roberts (12/19/17)
5	CSU Bakersfield (12/27/17)
5	Colorado State (12/5/17)
5	Missouri (01/13/18)

MOST DUNKS IN A HALF »

8	2nd	Samford (11/10/17)
6	2nd	Fresno State (11/17/17)
5	2nd	Troy (12/16/17)
4	1st	Auburn (02/27/18)
4	2nd	Auburn (02/27/18)
4	1st	Oral Roberts (12/19/17)
4	1st	Samford (11/10/17)

RECORD BY DUNKS »

5+ Dunks	8-1
4+ Dunks	9-2
2+ Dunks	20-7
1 Dunk	0-1
Held Without a Dunk	1-2

MOST DUNKS IN THE SEC »

Alabama	134
Mississippi State	118
Arkansas	113
Texas A&M	111
Kentucky	110
Auburn	104
LSU	89
Missouri	73
Tennessee	64
Florida	65
Ole Miss	62
Vanderbilt	60
Georgia	50
South Carolina	38

Daniel Gafford has more dunks than 6 SEC teams »

113 DUNKS IN 31 GAMES



• Arkansas' 113 dunks are the most of the Mike Anderson era. The only other team to reach 100 dunks in a season was the 2014-15 team who totalled exactly 100 dunks.

• Arkansas' 12 dunks against Samford are the most throwdowns of the Mike Anderson era in a single game with the previous high of eight coming against Mississippi State on Jan. 23, 2013.

Dunks	Opponent	Year
12	Samford	2017-18
8	Auburn	2017-18
8	Mississippi State	2012-13
7	Troy	2017-18
7	Fresno State	2017-18
7	Minnesota	2012-13
7	Alabama A&M	2012-13
7	Northwestern State	2015-16
7	Northwestern State	2014-15
7	Vanderbilt	2014-15

• Four of the five highest single-game dunk totals of the Mike Anderson era have come this season.

• The Razorbacks tallied just 46 dunks last season in 36 games.

• Arkansas is 20-6 this year when Daniel Gafford records at least one dunk. He has 68 dunks, which is more than six teams in the SEC.

MIKE ANDERSON



CAREER NUMBERS

At Arkansas: 149-84 (7th Year)

2017-18 » 21-10
2016-17 » 26-10 (NCAA, Second Round)
2015-16 » 16-16
2014-15 » 27-9 (NCAA, Third Round)
2013-14 » 22-12 (NIT, Second Round)
2012-13 » 19-13
2011-12 » 18-14

At Missouri: 111-57 (5 Years)

2010-11 » 23-11 (NCAA Second Round)
2009-10 » 23-11 (NCAA Second Round)
2008-09 » 31-7 (NCAA Elite Eight)
2007-08 » 16-16
2006-07 » 18-12

At Alabama-Birmingham (UAB): 89-41 (4 Years)

2005-06 » 24-7 (NCAA First Round)
2004-05 » 22-11 (NCAA Second Round)
2003-04 » 22-10 (NCAA Sweet 16, C-USA Co-Champs)
2002-03 » 21-13 (NIT Quarterfinals)

Overall Record **349-182 (16th Year)**

IT'S A NUMBERS GAME

Postseason Tournaments

1 2 3 4 5 6 7 8 9 10

20-Win Seasons

1 2 3 4 5 6 7 8 9 10 11

NCAA Tournaments

1 2 3 4 5 6 7 8

30-Win Seasons

1

Losing Seasons

0

PERSONAL INFO

Born: Dec. 12, 1959
Hometown: Birmingham, Ala.
Alma Mater: Tulsa (1982)
Wife: Marcheita
Children: Darcheita, Michael Jr., Yvonne
Date Named Head Coach at Arkansas: March 23, 2011

HEAD COACH
7TH SEASON AT ARKANSAS
16TH SEASON OVERALL

Razorback Nation welcomed home one of its own on March 23, 2011, when Mike Anderson was named the 12th head men's basketball coach in Arkansas history. Charged with bringing back the winning tradition that was synonymous with the Razorback program throughout the '80s and '90s, Anderson enters his seventh season at Arkansas and 16th year as a head coach in 2017-18.

Anderson continued to bring Razorback basketball back to national relevance in 2016-17, leading Arkansas to a 26-10 record, a spot in the SEC Tournament Championship game and on the brink of knocking off the eventual National Champion North Carolina Tar Heels with the Sweet 16 on the line.

The Razorbacks posted the seventh-most wins in program history last season, as Anderson led his squad to 12 SEC victories for the fifth time in school history and captured six conference road victories, tying the 1994 championship team and the 2015 NCAA Tournament squad for the most in the SEC era. The Razorbacks ended the season 8-3 in their last 11 SEC road contests, the best stretch since the end of the 1993-94 and beginning of the 1994-95 seasons. Arkansas used its second-best free throw percentage in school history (.761) to post a 4-0 record in games decided by one possession and a perfect 24-0 mark when leading with two minutes left in the contest.

The outlook on Razorback basketball has never been brighter, as Anderson welcomes a top-25 recruiting class to Fayetteville for the upcoming season that features four of the top five players in the state of Arkansas. Three of the four players are listed as four-star prospects by ESPN as Anderson's staff continues to land the best talent in the state.

During the last four years, 17 current or former players have received their degree from the University of Arkansas, including five individuals during the 2016-17 season. Seniors Dusty Hannahs, Moses Kingsley and Manuele Watkins walked across the stage, while junior Trey Thompson participated in commencement and is scheduled to complete his degree in December and wear the coveted "SEC Graduate" patch on his uniform during the 2017-18 campaign. Former Razorback great and all-time assist leader Kareem Reid walked across the stage 18 years after his final game as a Hog, and former graduate transfer Willy Kouassi graduated in the summer of 2017 with his master's degree.

During his first six seasons at Arkansas, Anderson produced a 128-74 record and was the first head coach in program history to win 18 or more games in each of his first four years. Anderson has also re-established Bud Walton Arena as one of the toughest places to play and brought excitement back to the tradition-rich program. Since his return to Fayetteville, the Razorbacks are tied for the fourth-most home victories in the country with 95 and are one of four teams in the country with 95-plus wins and 15 or fewer losses at home over the last six seasons. The 2012-13 squad posted just the third unbeaten SEC home record (9-0) in program history and the first since 1998. The success on-and-off the court has translated into fan support as Arkansas returned to the top 25 in national attendance the first six years, including No. 12 in 2016-17.

CONSISTENCY

Head coach Mike Anderson is one of just four current Division I coaches with 15-plus years of head coaching experience and zero losing seasons. He is the only coach to accomplish the feat at three different programs.

Coach	Schools	Yrs
Roy Williams	Kansas/UNC	30th
Tom Izzo	Michigan State	23rd
Mark Few	Gonzaga	18th
Mike Anderson	UAB/Missouri/Arkansas	16th

BY THE NUMBERS »

4

» At least four Arkansas players have earned SEC Academic Honor Roll honors each of the last four years.

18

» Arkansas has had 18 current and former players graduate since May 2014, averaging 4.5 graduates per academic year.

21

» During the last four years, men's basketball has earned 21 SEC All-Academic honors, including seven in 2015-16.


PLAY HARD ACT RIGHT

• Senior Trey Thompson in December and is wearing the coveted "SEC Graduate" patch on his uniform during the remainder of the 2017-18 campaign.

• Arkansas had a team grade point average of 2.93 last year, while all four incoming freshman had over a 3.3 GPA during their summer term.

18

CURRENT OR FORMER PLAYERS HAVE GRADUATED IN THE LAST 4 YEARS



THE NATIONAL POLLS »

Associated Press Poll (March 5)

RK	TEAM	RECORD	POINTS
1	Virginia (65)	28-2	1,625
2	Villanova	27-4	1,516
3	Xavier	27-4	1,510
4	Michigan State	29-4	1,346
5	Duke	25-6	1,340
6	Gonzaga	28-4	1,254
7	Michigan	28-7	1,231
8	Cincinnati	27-4	1,213
9	Kansas	24-7	1,129
10	Purdue	28-6	1,096
11	Wichita State	24-6	861
12	North Carolina	22-9	852
13	Tennessee	23-7	825
14	Texas Tech	23-8	784
15	Arizona	24-7	739
16	Auburn	25-6	692
17	Ohio State	24-8	603
18	West Virginia	22-9	486
19	Clemson	22-8	422
20	Saint Mary's	28-4	385
21	Houston	24-6	247
22	Nevada	26-6	218
23	Florida	20-11	192
24	Miami	22-8	191
25	Rhode Island	23-6	86

Others receiving votes: St. Bonaventure 72, **Kentucky 66**, TCU 45, Loyola-Chicago 43, Virginia Tech 15, Seton Hall 10, Middle Tennessee 9, Creighton 8, **Arkansas 4**, NC State 2, Nebraska 2, Kansas State 2, Buffalo 1, New Mexico State 1, **Texas A&M 1**, Florida State 1

USA Today Coaches Poll (March 5)

RK	TEAM	RECORD	POINTS
1	Virginia (32)	28-2	800
2	Xavier	27-4	753
3	Villanova	27-4	730
4	Duke	25-6	678
5	Michigan State	29-4	619
6	Gonzaga	28-4	616
7	Michigan	28-7	605
8	Cincinnati	27-4	579
9	Kansas	24-7	566
10	Purdue	28-6	553
11	North Carolina	22-9	441
12	Tennessee	23-7	402
13	Texas Tech	23-8	386
14	Wichita State	24-6	382
15	Auburn	25-6	321
16	Ohio State	24-8	303
17	Arizona	24-7	278
18	West Virginia	22-9	241
19	Saint Mary's	28-4	227
20	Clemson	22-8	183
21	Houston	24-6	123
22	Nevada	26-6	122
23	Florida	20-11	106
24	Rhode Island	23-6	66
25	Miami	22-8	57

Others receiving votes: **Kentucky 41**, Creighton 39, Loyola-Chicago 30, Middle Tennessee 28, NC State 18, TCU 17, St. Bonaventure 17, Virginia Tech 17, Seton Hall 14, Arizona State 8, New Mexico State 7, **Arkansas 6**, Florida State 5, **Missouri 5**, **Texas A&M 5**, **Oklahoma 3**, Baylor 2, Kansas State 1

WEEK-BY-WEEK RANKINGS »

WEEK	AP	COACHES	NCAA RPI
Preseason	NR	RV	--
Nov. 13	RV	RV	--
Nov. 20	RV	RV	--
Nov. 27	RV	RV	--
Dec. 4	NR	NR	13
Dec. 11	RV	RV	9
Dec. 18	RV	RV	8
Dec. 25	RV	RV	11
Jan. 1	22	23	4
Jan. 8	RV	RV	17
Jan. 15	NR	NR	21
Jan. 22	NR	NR	32
Jan. 29	NR	NR	21
Feb. 5	NR	NR	41
Feb. 12	NR	NR	35
Feb. 19	RV	RV	25
Feb. 26	RV	RV	30
March 5	RV	RV	30
March 12			
April 2 (Final)			

The Last time Arkansas was ranked in the AP...

Top 25:	No. 22	Jan. 1, 2018
Top 15:	No. 15	Nov. 14, 2000
Top 10:	No. 6	1994-95 Final Poll
Top 5:	No. 5	March 7, 1995
No. 1:	No. 1	1994-95 Preseason Poll

» QUICK FACTS »

ABOUT ARKANSAS

Location.....	Fayetteville, Ark.
Enrollment	27,558
Founded.....	1871
Colors	Cardinal (PMS 201) and White
Nickname.....	Razorbacks
Conference.....	Southeastern (SEC)
Arena (Capacity).....	Bud Walton Arena (19,200)

ADMINISTRATION

System President.....	Dr. Donald R. Bobbitt
Chancellor.....	Dr. Joseph E. Steinmetz
Athletic Director.....	Hunter Yurachek
Faculty Representative	Gerald Jordan

COMMUNICATIONS

Associate Communications Director.....	David Beall
Email	jdb048@uark.edu
Office Phone.....	479-575-3114
Cell Phone.....	479-445-5336
Twitter	@Beall_sid
Secondary Contact	Brent Hull
Email	bwh003@uark.edu
Office Fax.....	479-575-7481
Athletic Website	ArkansasRazorbacks.com
Bud Walton Arena Press Row.....	479-575-6622
Arkansas Ticket Office.....	479-575-5151

HISTORY

First Year	1923-24
Seasons.....	95th
Overall Conference Championships . 24 (2 SEC, 22 SWC)	
SEC Overall Championships	2 (1992, 1994)
SEC Division Championships ..	4 (1992, 1993, 1994, 1995)
SEC Tournament Championships	1 (2000)
NCAA Tournament Appearances	31*
National Championships.....	1 (1994)
National Runner-Up.....	1 (1995)
NCAA Final Fours.....	6 (1941, 1945, 1978, 1990, 1994, 1995)
NCAA Elite Eight	6 (1978, 1979, 1990, 1994, 1995)
NCAA Sweet 16	10
NIT Record (App.)	5-4 (3)

* - Arkansas also received a bid in 1944 but was unable to participate due to a car accident. Total number of appearances is 31.

» THE LITTLE THINGS MATTER »

Player	Deflections	Charges	Steals	Dunks	Blocks
Adrio Bailey	94	4	11	15	21
Jaylen Barford	137	1	32	3	8
Anton Beard	142	5	26	0	2
Arlando Cook	46	0	7	0	2
Daniel Gafford	192	7	19	68	68
Khalil Garland	0	0	0	0	0
Darrious Hall	95	7	15	10	7
Jonathan Holmes	3	0	1	0	0
C.J. Jones	41	0	8	4	4
Daryl Macon	97	3	34	4	2
Gabe Osabuohien	40	8	3	3	3
Dustin Thomas	107	8	20	0	3
Trey Thompson	141	0	22	6	27
Totals	1,135	43	198	113	147

» HONORS AND AWARDS »

Daryl Macon

- Second Team All-SEC (Coaches)
- SEC Player of the Week (Jan. 29, 2018)
- SEC Player of the Week (Jan. 1, 2018)
- SEC Player of the Week (Dec. 18, 2017)
- Preseason coaches All-SEC second team
- SEC All-Tournament Team (2017)
- SEC Player of the Week (Feb. 20, 2017)
- MVP of the Lone Star Shootout (2017)

Jaylen Barford

- First Team All-SEC (Coaches)
- Preseason coaches All-SEC second team
- PK80 Victory Bracket All-Tournament team

Anton Beard

- SEC All-Freshman (2015)
- SEC Freshman of the Week (Feb. 23, 2015)

Daniel Gafford

- SEC All-Freshman (Coaches)
- SEC Freshman of the Week (Dec. 11, 2017)
- SEC Freshman of the Week (Jan. 22, 2018)
- SEC Freshman of the Week (Feb. 19, 2018)

Trey Thompson

- SEC Winter Academic Honor Roll (2015-16)
- SEC First Year Academic Honor Roll (2014-15)

Dustin Thomas

- SEC First Year Academic Honor Roll (2015-16)

» PROHOGS BY THE NUMBERS »

#PR HOGS

37

» Arkansas has had 37 all-time NBA Draft selections from 35 different players in program history.

16

» The Razorbacks have 16 All-Star game appearances by Joe Johnson (7), Sidney Moncrief (5) and Alvin Robertson (4).

12

» Arkansas has 12 first round NBA Draft picks in program history with Sidney Moncrief going No. 5 overall in 1979.

#PROHOGS PRODUCTION »

Arkansas has had 29 former players go on to play in the NBA, including three this season as listed below.

Player	Team	Yrs	Draft Class
Joe Johnson	Rockets	17th	2001 - 10th (UTA)
Patrick Beverley	Clippers	6th	2009 - 42nd (LAC)
Bobby Portis	Bulls	3rd	2015 - 22nd (CHI)

THE LAST TIME ARKANSAS »

POINTS »

- Scored 100+ : 12/19/17 - 104 vs. Oral Roberts
- Scored 100+ in an SEC game: 02/10/15 - 101 vs. Auburn
- Scored fewer than 50: 02/09/16 - 46 at Mississippi State

OVERTIME GAMES »

- Played in an OT game: 01/23/18 at Georgia, W, 80-77 (2 OT)
- Played in a 2OT game: 01/23/18 at Georgia, W, 80-77 (2 OT)
- Played in a 3OT game: 02/09/80 vs. Houston, L, 90-84 (3 OT)

VERSUS TOP-25 OPPONENTS »

- Beat an AP Top 25 team: 02/27/18 vs. No. 14 Auburn, W, 91-82
- Beat an AP Top 20 team: 02/27/18 vs. No. 14 Auburn, W, 91-82
- Beat an AP Top 15 team: 02/27/18 vs. No. 14 Auburn, W, 91-82
- Beat an AP Top 10 team: 01/27/16 vs. No. 5 Texas A&M, W, 74-71
- Beat an AP Top 5 team: 01/27/16 vs. No. 5 Texas A&M, W, 74-71

VERSUS TOP-25 OPPONENTS ON THE ROAD »

- Beat an AP Top 25 team on road: 02/15/17 at No. 21 South Carolina, W, 83-76
- Beat an AP Top 5 team on road: 02/09/94 at No. 4 Kentucky, W, 90-82

DOUBLE-DOUBLES »

- Two players in same game: 02/27/18 vs. Auburn
 - Daniel Gafford (21 pts, 10 rebs) and Jaylen Barford (20 pts, 10 rebs)

3-POINT SHOOTING »

- 10+ 3FGM in a game: 02/27/18 - 10 vs. Auburn
- 15+ 3FGM in a game: 01/09/16 - 16 vs. Mississippi State

AT THE CHARITY STRIPE »

- Attempted 30+ FT in a game: 02/27/18 - 30 vs. Auburn
- 20+ FTM in a game: 02/06/18 - 23 (of 29) vs. South Carolina
- 25+ FTM in a game: 01/20/18 - 28 (of 35) vs. Ole Miss

ASSISTS »

- Had 20+ assists: 12/19/17 - 27 vs. Oral Roberts
- Had 20+ assists in back-to-back games: 12/05/17 (22 vs. Colorado State) 12/09/17 (23 vs. Minnesota)
- Had 25+ assists: 12/19/17 - 27 vs. Oral Roberts
- Had 2 players with 5+ assists: 02/27/18 vs. Auburn (Macon - 6, Beard - 5)
- Had 3 players with 5+ assists: 11/10/17 vs. Samford (Macon - 8, Barford & Beard - 6)

THE LAST TIME AN ARKANSAS PLAYER »

POINTS »

- Scored 30-39 points in a game: 12/30/17 - 33 by Daryl Macon vs. Tennessee
- Scored 40-49 points in a game: 01/11/92 - 43 by Todd Day vs. LSU
- Scored 50+ points in a game: 11/13/09 - 51 by Rotnei Clarke vs. Alcorn State

DOUBLE-DOUBLES »

- Points/Rebounds: 02/27/18 - 21 pts and 10 rebs by Daniel Gafford vs. Auburn
- Points/Assists: 02/27/18 - 20 pts and 10 rebs by Jaylen Barford vs. Auburn
- Points/Assists: 02/17/16 - 12 pts and 10 asts by Jabril Durham vs. Auburn

REBOUNDS »

- Had 15+ rebounds in a game: 03/07/15 - 15 by Bobby Portis vs. LSU
- Had 20+ rebounds in a game: 11/21/97 - 23 by Nick Davis vs. Jackson State

THREE-POINT SHOOTING »

- 5+ 3FGM in a game: 02/06/18 - 5 (9 att) by Jaylen Barford vs. South Carolina

AT THE CHARITY STRIPE »

- 10+ FTA in a game: 02/13/18 - 10 by Daniel Gafford at Ole Miss
- 10+ FTM in a game: 02/06/18 - 12 (of 13) by Daryl Macon vs. South Carolina

ASSISTS »

- 5+ assists in a game: 03/03/18 at Missouri (Macon - 6)
- Consecutive 5+ assists games: 02/27/18 vs. Auburn (Macon - 6) 03/03/18 at Missouri (Macon - 6)
- Three straight 5+ assists games: 01/12/18 by Daryl Macon vs. Missouri (8) 01/17/18 by Daryl Macon at Florida (5) 01/20/18 by Daryl Macon vs. Ole Miss (6)
- 10+ assists in a game: 03/05/16 - 11 by Jabril Durham vs. South Carolina
- Consecutive 10+ assists games: 01/16/10 - by Courtney Fortson vs. Alabama (10) 01/21/10 - by Courtney Fortson vs. Florida (11)

BLOCKS »

- Had 3+ blocks in a game: 03/03/18 - 4 by Daniel Gafford at Missouri
- Had 5+ blocks in a game: 02/27/18 - 7 by Daniel Gafford vs. Auburn

STEALS »

- Had 5+ steals in a game: 12/19/17 - 5 by Jaylen Barford vs. Oral Roberts
- Had consecutive 5+ steal games: 01/01/06 - by Ronnie Brewer vs. W. Illinois (5) 01/07/06 - by Ronnie Brewer vs. Miss. State (5)

» ARKANSAS GAME HIGHS »

POINTS	104	ORAL ROBERTS (12/19/17)
	102	vs UCONN (11/26/17)
	101	BUCKNELL (11/12/17)
FIELD GOALS MADE	41	ORAL ROBERTS (12/19/17)
	39	MINNESOTA (12/09/17)
FIELD GOAL ATTEMPTS	72	vs North Carolina (11/24/17)
	71	TEXAS A&M (02/17/18)
	71	BUCKNELL (11/12/17)
FIELD GOAL PERCENTAGE	.600 (33-55)	vs UCONN (11/26/17)
	.594 (41-69)	ORAL ROBERTS (12/19/17)
3 PT FIELD GOALS MADE	14	ORAL ROBERTS (12/19/17)
3 PT FG ATTEMPTS	27	CSU BAKERSFIELD (12/27/17)
	27	vs North Carolina (11/24/17)
3 PT FG PERCENTAGE	.579 (11-19)	vs UCONN (11/26/17)
	.560 (14-25)	ORAL ROBERTS (12/19/17)
FREE THROWS MADE	28	OLE MISS (01/20/18)
	27	vs Oklahoma (11/23/17)
FREE THROW ATTEMPTS	38	FRESNO STATE (11/17/17)
	35	OLE MISS (01/20/18)
FREE THROW PERCENTAGE	.818 (27-33)	vs Oklahoma (11/23/17)
	.800 (28-35)	OLE MISS (01/20/18)
	.800 (12-15)	at Missouri (03/03/18)
REBOUNDS	49	at Ole Miss (02/13/18)
	47	CSU BAKERSFIELD (12/27/17)
ASSISTS	28	SAMFORD (11/10/17)
	27	ORAL ROBERTS (12/19/17)
STEALS	14	ORAL ROBERTS (12/19/17)
BLOCKED SHOTS	9	VANDERBILT (02/10/18)
	9	MINNESOTA (12/09/17)
	9	vs North Carolina (11/24/17)
TURNOVERS	16	at Alabama (02/24/18)
	16	vs Oklahoma (11/23/17)
FOULS	27	MINNESOTA (12/09/17)
	26	at Missouri (03/03/18)
	26	at Mississippi State (01/02/18)

» ARKANSAS GAME LOWS »

POINTS	54	LSU (01/10/18)
	65	at Houston (12/02/17)
	65	MISSOURI (01/13/18)
FIELD GOALS MADE	19	at Houston (12/02/17)
	19	LSU (01/10/18)
FIELD GOAL ATTEMPTS	50	MISSOURI (01/13/18)
	53	OLE MISS (01/20/18)
	53	SOUTH CAROLINA (02/06/18)
FIELD GOAL PERCENTAGE	.333 (19-57)	LSU (01/10/18)
	.345 (19-55)	at Houston (12/02/17)
3 PT FIELD GOALS MADE	3	at LSU (02/03/18)
3 PT FG ATTEMPTS	8	at LSU (02/03/18)
	13	MISSOURI (01/13/18)
3 PT FG PERCENTAGE	.211 (4-19)	at Auburn (01/06/18)
	.222 (4-18)	LSU (01/10/18)
FREE THROWS MADE	5	vs North Carolina (11/24/17)
	5	at Mississippi State (01/02/18)
FREE THROW ATTEMPTS	8	vs North Carolina (11/24/17)
	12	at Mississippi State (01/02/18)
FREE THROW PERCENTAGE	.400 (6-15)	at Florida (01/17/18)
	.417 (5-12)	at Mississippi State (01/02/18)
REBOUNDS	25	ORAL ROBERTS (12/19/17)
	25	at Missouri (03/03/18)
ASSISTS	7	at Houston (12/02/17)
	9	TENNESSEE (12/30/17)
STEALS	3	at Mississippi State (01/02/18)
	3	LSU (01/10/18)
	3	at Florida (01/17/18)
	3	KENTUCKY (02/20/18)
BLOCKED SHOTS	0	at Ole Miss (02/13/18)
TURNOVERS	5	COLORADO STATE (12/05/17)
	6	vs Troy (12/16/17)
FOULS	12	ORAL ROBERTS (12/19/17)

» ARKANSAS INDIVIDUAL GAME HIGHS »

Points	33	Daryl Macon vs Tennessee (12/30/17)
	28	Jaylen Barford at Florida (01/17/18)
	28	Jaylen Barford vs Tennessee (12/30/17)
	27	Daryl Macon vs Oklahoma (11/23/17)
	27	Jaylen Barford vs Bucknell (11/12/17)
Field Goals Made	10	Daniel Gafford vs Auburn (02/27/18)
	10	Jaylen Barford at Georgia (01/23/18)
	10	Jaylen Barford at Florida (01/17/18)
	10	Daryl Macon vs Tennessee (12/30/17)
	10	Jaylen Barford vs Tennessee (12/30/17)
	10	Jaylen Barford vs Bucknell (11/12/17)
Field Goal Att.	20	Jaylen Barford at Georgia (01/23/18)
	19	Jaylen Barford vs Oklahoma (11/23/17)
FG Pct (min 5 made)	1.000 (8-8)	Daniel Gafford vs Minnesota (12/09/17)
	1.000 (6-6)	Darius Hall at Texas A&M (01/30/18)
3-Point FG Made	6	Daryl Macon vs Oklahoma (11/23/17)
	5	Jaylen Barford vs South Carolina (02/06/18)
	5	Daryl Macon at Georgia (01/23/18)
	5	Jaylen Barford at Florida (01/17/18)
	5	Daryl Macon at Mississippi State (01/02/18)
	5	Daryl Macon vs Tennessee (12/30/17)
	5	C.J. Jones vs Oral Roberts (12/19/17)
	5	Daryl Macon vs Troy (12/16/17)
	5	C.J. Jones vs Minnesota (12/09/17)
3-Point FG Att.	10	Jaylen Barford vs Texas A&M (02/17/18)
	10	Daryl Macon at Georgia (01/23/18)
	10	C.J. Jones vs North Carolina (11/24/17)
3-Pt FG Pct (min 2 made)	1.000 (4-4)	Daryl Macon vs Auburn (02/27/18)
	1.000 (3-3)	C.J. Jones at Alabama (02/24/18)
	1.000 (2-2)	Jaylen Barford vs Oral Roberts (12/19/17)
Free Throws Made	12	Daryl Macon vs South Carolina (02/06/18)
	11	Daryl Macon vs Ole Miss (01/20/18)
Free Throw Att.	13	Daryl Macon vs South Carolina (02/06/18)
	12	Daryl Macon vs Ole Miss (01/20/18)
FT Pct (min 6 made)	1.000 (8-8)	Darius Hall vs Ole Miss (01/20/18)
	1.000 (8-8)	Daryl Macon vs Tennessee (12/30/17)
	1.000 (7-7)	Daryl Macon vs Oklahoma (11/23/17)
	1.000 (6-6)	Daryl Macon at Missouri (03/03/18)
	1.000 (6-6)	Daryl Macon at LSU (02/03/18)
	1.000 (6-6)	Daryl Macon at Georgia (01/23/18)
	1.000 (6-6)	C.J. Jones vs UCONN (11/26/17)
	1.000 (6-6)	Anton Beard vs Oklahoma (11/23/17)
Rebounds	12	Daniel Gafford vs CSU Bakersfield (12/27/17)
	11	Darius Hall at Ole Miss (02/13/18)
	11	Daniel Gafford at Florida (01/17/18)
	11	Trey Thompson vs Bucknell (11/12/17)
Assists	8	Daryl Macon vs Missouri (01/13/18)
	8	Daryl Macon vs CSU Bakersfield (12/27/17)
	8	Daryl Macon vs Minnesota (12/09/17)
	8	Daryl Macon vs Samford (11/10/17)
Steals	5	Jaylen Barford vs Oral Roberts (12/19/17)
Blocked Shots	7	Daniel Gafford vs Auburn (02/27/18)
	7	Daniel Gafford vs Vanderbilt (02/10/18)
Turnovers	6	Jaylen Barford vs Missouri (01/13/18)
	5	Daryl Macon at Georgia (01/23/18)
Fouls	5	Darius Hall vs Vanderbilt (02/10/18)
	5	Trey Thompson at Texas A&M (01/30/18)
	5	Adrio Bailey at Mississippi State (01/02/18)
	5	Dustin Thomas vs Tennessee (12/30/17)
	5	Anton Beard vs Tennessee (12/30/17)
	5	Daniel Gafford vs UCONN (11/26/17)
	5	Daniel Gafford vs Bucknell (11/12/17)
	5	Daniel Gafford vs Samford (11/10/17)
Minutes	42	Jaylen Barford at Georgia (01/23/18)
	42	Anton Beard vs Tennessee (12/30/17)
	41	Daryl Macon vs Tennessee (12/30/17)
	38	Anton Beard at Georgia (01/23/18)
	38	Daryl Macon at Auburn (01/06/18)
	38	Jaylen Barford at Mississippi State (01/02/18)
	38	Anton Beard vs North Carolina (11/24/17)

STARTING LINEUPS »

Date	Opponent	G	G	G	F	F	Outcome
Nov. 10	Samford	Barford	Macon	Beard	Bailey	Thompson	W, 95-56
Nov. 12	Bucknell	Barford	Macon	Beard	Bailey	Thompson	W, 101-73
Nov. 17	Fresno State	Barford	Macon	Beard	Bailey	Thompson	W, 83-75
Nov. 23	vs. Oklahoma^	Barford	Macon	Beard	Bailey	Thompson	W, 92-83
Nov. 24	vs. North Carolina^	Barford	Macon	Beard	Bailey	Thompson	L, 87-68
Nov. 26	vs. UConn^	Barford	Macon	Beard	Bailey	Thompson	W, 102-67
Dec. 2	at Houston	Barford	Macon	Beard	Bailey	Thompson	L, 91-65
Dec. 5	Colorado State	Barford	Macon	Beard	Thomas	Thompson	W, 92-66
Dec. 9	Minnesota	Barford	Macon	Beard	Thomas	Gafford	W, 95-79
Dec. 16	vs. Troy+	Barford	Macon	Beard	Thomas	Gafford	W, 88-63
Dec. 19	Oral Roberts	Barford	Macon	Beard	Thomas	Gafford	W, 104-69
Dec. 27	CSU Bakersfield	Barford	Macon	Beard	Thomas	Gafford	W, 95-68
Dec. 30	Tennessee*	Barford	Macon	Beard	Thomas	Gafford	W, 95-93 (OT)
Jan. 2	at Mississippi State*	Barford	Macon	Beard	Thomas	Gafford	L, 78-75
Jan. 6	at Auburn*	Barford	Macon	Beard	Thomas	Gafford	L, 88-77
Jan. 10	LSU*	Barford	Macon	Beard	Bailey	Gafford	L, 75-54
Jan. 13	Missouri*	Barford	Hall	Beard	Thomas	Gafford	W, 65-63
Jan. 17	at Florida*	Barford	Macon	Beard	Thomas	Gafford	L, 88-73
Jan. 20	Ole Miss*	Barford	Hall	Beard	Bailey	Gafford	W, 97-93
Jan. 23	at Georgia*	Barford	Hall	Beard	Bailey	Gafford	W, 80-77
Jan. 27	Oklahoma State	Barford	Hall	Beard	Bailey	Gafford	W, 66-65
Jan. 30	at Texas A&M*	Barford	Hall	Beard	Cook	Gafford	L, 80-66
Feb. 3	at LSU*	Barford	Macon	Beard	Thomas	Gafford	L, 94-86
Feb. 6	South Carolina*	Barford	Macon	Beard	Bailey	Gafford	W, 81-65
Feb. 10	Vanderbilt*	Barford	Macon	Beard	Cook	Gafford	W, 72-54
Feb. 13	at Ole Miss*	Barford	Macon	Beard	Thomas	Gafford	W, 75-64
Feb. 17	Texas A&M*	Barford	Macon	Beard	Thomas	Gafford	W, 94-75
Feb. 20	Kentucky*	Barford	Macon	Beard	Thomas	Gafford	L, 87-72
Feb. 24	at Alabama*	Barford	Macon	Beard	Thomas	Gafford	W, 76-73
Feb. 27	Auburn*	Barford	Macon	Beard	Thomas	Thompson	W, 91-82
March 3	at Missouri*	Barford	Macon	Beard	Thomas	Gafford	L, 77-67

^ Phil Knight Invitational (Portland, Oregon)

+ at Verizon Arena (North Little Rock, Ark.)

* SEC Game

% Big12/SEC Challenge

Date	Opponent	Largest Lead	Largest Deficit	Time Led	Time Trailed	Time Tied	Outcome
Nov. 10	Samford	44 (2nd - 12:09)	1 (1st - 16:52)	38:45	0:07	1:08	W, 95-56
Nov. 12	Bucknell	28 (2nd - 00:19)	3 (1st - 19:37)	37:56	1:41	0:23	W, 101-73
Nov. 17	Fresno State	19 (2nd - 10:32)	6 (1st - 17:50)	35:05	4:42	0:13	W, 83-75
Nov. 23	vs. Oklahoma^	10 (1st - 8:45)	2 (1st - 16:05)	36:29	0:58	2:33	W, 93-83
Nov. 24	vs. North Carolina^	6 (1st - 15:05)	19 (2nd - 0:24)	7:25	31:21	1:14	L, 87-68
Nov. 26	vs. UConn^	42 (2nd - 2:03)	None	39:49	None	0:11	W, 102-67
Dec. 2	at Houston	None	30 (2nd - 3:04)	None	38:34	1:26	L, 91-65
Dec. 5	Colorado State	29 (2nd - 5:43)	11 (1st - 16:10)	32:05	7:34	0:21	W, 92-66
Dec. 9	Minnesota	19 (2nd - 7:59)	None	39:19	None	0:41	W, 95-79
Dec. 16	vs. Troy+	25 (2nd - 1:43)	6 (1st - 18:47)	35:38	4:10	0:12	W, 88-63
Dec. 19	Oral Roberts	40 (2nd - 15:54)	None	38:55	None	1:05	W, 104-69
Dec. 27	CSU Bakersfield	27 (2nd - 0:23)	3 (1st - 18:42)	36:56	1:25	1:39	W, 95-68
Dec. 30	Tennessee*	11 (OT - 0:47)	10 (1st - 1:11)	4:05	38:23	2:32	W, 95-93 (OT)
Jan. 2	at Mississippi State*	8 (2nd - 12:46)	4 (1st - 0:44)	28:44	6:09	5:07	L, 78-75
Jan. 6	at Auburn*	None	21 (2nd - 11:24)	None	39:43	0:16	L, 88-77
Jan. 10	LSU*	1 (1st - 19:37)	27 (2nd - 2:29)	0:20	39:17	0:23	L, 75-54
Jan. 13	Missouri*	18 (1st - 6:11)	6 (2nd - 4:43)	27:21	8:21	4:18	W, 65-63
Jan. 17	at Florida*	2 (1st - 15:24)	21 (2nd - 4:01)	0:58	36:49	2:13	L, 88-73
Jan. 20	Ole Miss*	16 (1st - 1:58)	2 (1st - 14:42)	39:09	0:21	0:30	W, 97-93
Jan. 23	at Georgia*	6 (2nd - 7:45)	16 (1st - 6:40)	10:58	31:36	7:26	W, 80-77
Jan. 27	Oklahoma State	3 (2nd - 2:06)	13 (1st - 11:40)	6:38	32:30	0:52	W, 66-65
Jan. 30	at Texas A&M*	9 (1st - 14:14)	21 (2nd - 13:37)	6:34	30:50	2:36	L, 80-66
Feb. 3	at LSU*	4 (1st - 18:36)	13 (2nd - 17:59)	6:33	32:05	1:22	L, 94-86
Feb. 6	South Carolina*	17 (2nd - 6:09)	5 (1st - 14:47)	34:36	4:31	0:53	W, 81-65
Feb. 10	Vanderbilt*	21 (2nd - 3:18)	6 (1st - 9:06)	28:45	9:55	1:20	W, 72-54
Feb. 13	at Ole Miss*	18 (2nd - 3:00)	6 (1st - 17:59)	26:51	12:41	0:28	W, 75-64
Feb. 17	Texas A&M*	19 (2nd - 0:38)	2 (1st - 18:32)	38:20	0:24	1:16	W, 94-75
Feb. 20	Kentucky*	11 (1st - 17:01)	17 (2nd - 0:30)	18:39	14:41	6:40	L, 87-72
Feb. 24	at Alabama*	10 (1st - 2:30)	4 (2nd - 16:16)	29:33	7:14	3:13	W, 76-73
Feb. 27	Auburn*	19 (2nd - 17:48)	3 (1st - 19:21)	37:56	0:31	1:20	W, 91-82
March 3	at Missouri*	7 (1st - 13:36)	12 (2nd - 6:04)	7:20	29:43	2:57	L, 77-67

^ Phil Knight Invitational (Portland, Oregon)

+ at Verizon Arena (North Little Rock, Ark.)

* SEC Game

% Big12/SEC Challenge

▶ GAME-BY-GAME LEADERS »

Date	Opponent	Points	Rebounds	Assists	Steals	Blocks
Nov. 10	Samford	Two Players (16)	Thompson (8)	Macon (8)	Macon (2)	Gafford (3)
Nov. 12	Bucknell	Barford (27)	Thompson (11)	Macon (4)	Three Players (2)	Two Players (2)
Nov. 17	Fresno State	Gafford (25)	Gafford (8)	Barford (5)	Gafford (2)	Gafford (3)
Nov. 23	vs. Oklahoma^	Macon (27)	Thomas (9)	Thompson (5)	Two Players (2)	Barford (2)
Nov. 24	vs. North Carolina^	Barford (21)	Gafford (6)	Beard (4)	Barford (2)	Bailey (5)
Nov. 26	vs. UConn^	Barford (24)	Hall (6)	Thompson (5)	Five Players (1)	Bailey (1)
Dec. 2	at Houston	Two Players (13)	Two Players (6)	Beard (3)	Four Players (1)	Thompson (1)
Dec. 5	Colorado State	Two Players (19)	Gafford (6)	Macon (7)	Two Players (2)	Gafford (2)
Dec. 9	Minnesota	Barford (22)	Gafford (7)	Macon (8)	Two Players (2)	Gafford (6)
Dec. 16	vs. Troy+	Macon (25)	Barford (7)	Two Players (5)	Macon (3)	Gafford (3)
Dec. 19	Oral Roberts	Barford (18)	Two Players (4)	Three Players (4)	Barford (5)	Three Players (2)
Dec. 27	CSU Bakersfield	Barford (19)	Gafford (12)	Macon (8)	Three Players (2)	Three Players (1)
Dec. 30	Tennessee*	Macon (33)	Gafford (8)	Barford (4)	Barford (2)	Gafford (5)
Jan. 2	at Mississippi State*	Macon (24)	Barford (7)	Barford (5)	Beard (2)	Thompson (1)
Jan. 6	at Auburn*	Barford (21)	Two Players (6)	Barford (3)	Macon (3)	Cook (2)
Jan. 10	LSU*	Barford (17)	Thompson (6)	Macon (4)	Three Players (1)	Gafford (3)
Jan. 13	Missouri*	Gafford (15)	Two Players (6)	Macon (8)	Two Players (2)	Gafford (1)
Jan. 17	at Florida*	Barford (28)	Gafford (11)	Macon (5)	Three Players (1)	Two Players (1)
Jan. 20	Ole Miss*	Barford (23)	Gafford (9)	Macon (6)	Two Players (3)	Gafford (3)
Jan. 23	at Georgia*	Macon (25)	Two Players (4)	Beard (4)	Barford (3)	Thompson (2)
Jan. 27	Oklahoma State	Macon (22)	Thomas (10)	Beard (6)	Thomas (3)	Thompson (2)
Jan. 30	at Texas A&M*	Macon (20)	Hall (7)	Two Players (4)	Two Players (2)	Thompson (3)
Feb. 3	at LSU*	Macon (22)	Five Players (4)	Macon (4)	Two Players (2)	Two Players (1)
Feb. 6	South Carolina*	Macon (25)	Two Players (6)	Macon (4)	Macon (3)	Two Players (3)
Feb. 10	Vanderbilt*	Macon (21)	Gafford (9)	Macon (4)	Two Players (2)	Gafford (7)
Feb. 13	at Ole Miss*	Gafford (19)	Hall (11)	Macon (6)	Four Players (1)	None
Feb. 17	Texas A&M*	Barford (21)	Hall (7)	Two Players (5)	Five Players (5)	Gafford (2)
Feb. 20	Kentucky*	Macon (26)	Thomas (10)	Beard (5)	Three Players (1)	Gafford (4)
Feb. 24	at Alabama*	Macon (17)	Two Players (7)	Thompson (5)	Macon (3)	Two Players (1)
Feb. 27	Auburn*	Gafford (21)	Two Players (10)	Macon (6)	Five Players (1)	Gafford (7)
March 3	at Missouri*	Gafford (16)	Two Players (5)	Macon (6)	Four Players (1)	Gafford (4)

^ Phil Knight Invitational (Portland, Oregon)

+ at Verizon Arena (North Little Rock, Ark.)

* SEC Game

% Big12/SEC Challenge

Date	Opponent	Deflections	Charges	Steals	Dunks	Blocks
Nov. 10	Samford	43	2	7	12	6
Nov. 12	Bucknell	34	1	10	4	5
Nov. 17	Fresno State	42	4	5	7	6
Nov. 23	vs. Oklahoma^	37	3	8	2	4
Nov. 24	vs. North Carolina^	48	1	8	0	9
Nov. 26	vs. UConn^	43	2	5	4	1
Dec. 2	at Houston	27	4	4	0	1
Dec. 5	Colorado State	42	2	6	5	3
Dec. 9	Minnesota	50	1	5	3	9
Dec. 16	vs. Troy+	50	1	7	7	8
Dec. 19	Oral Roberts	42	1	14	6	7
Dec. 27	CSU Bakersfield	42	1	10	5	3
Dec. 30	Tennessee*	34	4	4	2	7
Jan. 2	at Mississippi State*	22	1	3	6	3
Jan. 6	at Auburn*	27	1	6	1	4
Jan. 10	LSU*	22	0	3	2	5
Jan. 13	Missouri*	38	1	7	5	1
Jan. 17	at Florida*	25	0	3	2	2
Jan. 20	Ole Miss*	32	0	9	3	4
Jan. 23	at Georgia*	48	1	8	0	2
Jan. 27	Oklahoma State	49	1	9	3	7
Jan. 30	at Texas A&M*	33	1	7	4	7
Feb. 3	at LSU*	26	0	8	3	2
Feb. 6	South Carolina*	45	2	8	3	7
Feb. 10	Vanderbilt*	42	1	6	2	9
Feb. 13	at Ole Miss*	40	1	4	3	0
Feb. 17	Texas A&M*	41	3	5	3	3
Feb. 20	Kentucky*	42	0	3	2	7
Feb. 24	at Alabama*	23	0	7	3	2
Feb. 27	Auburn*	26	1	5	8	8
March 3	at Missouri*	21	2	4	3	5
TOTALS		1,135	43	198	113	147

^ Phil Knight Invitational (Portland, Oregon)

+ at Verizon Arena (North Little Rock, Ark.)

* SEC Game

% Big12/SEC Challenge

MISCELLANEOUS TEAM STATS »

Date	Opponent	W/L	Points In Paint			Pts Off Turnovers			2nd Chance Pts			Fast Break Pts		
			Ark	Opp.	Diff.	Ark	Opp.	Diff.	Ark	Opp.	Diff.	Ark	Opp.	Diff.
Nov. 10	Samford	W	44	20	+24	35	14	+21	7	17	-10	19	9	+10
Nov. 12	Bucknell	W	54	28	+26	29	15	+14	25	8	+17	10	0	+10
Nov. 17	Fresno State	W	40	36	+4	20	11	+9	13	14	-1	12	9	+3
Nov. 23	vs. Oklahoma^	W	30	42	-12	20	13	+7	12	4	+8	6	12	-6
Nov. 24	vs. North Carolina^	L	28	38	-10	15	15	0	6	8	-2	2	8	-6
Nov. 26	vs. UConn^	W	38	28	+10	20	16	+4	9	7	+2	13	3	+10
Dec. 2	at Houston	L	18	29	-11	9	12	-3	8	9	-1	0	9	-9
Dec. 5	Colorado State	W	38	20	+18	27	6	+21	8	18	-10	16	7	+9
Dec. 9	Minnesota	W	46	38	+8	17	12	+5	15	12	+3	11	15	-4
Dec. 16	vs. Troy+	W	50	16	+34	17	7	+10	12	9	+3	19	2	+17
Dec. 19	Oral Roberts	W	46	38	+8	42	9	+33	11	12	-1	26	6	+20
Dec. 27	CSU Bakersfield	W	40	22	+18	24	9	+15	23	16	+7	9	8	+1
Dec. 30	Tennessee*	W	38	30	+8	18	10	+8	11	11	0	19	16	+3
Jan. 2	at Mississippi State*	L	42	38	+4	9	19	-10	9	16	-7	4	10	-6
Jan. 6	at Auburn*	L	40	36	+4	9	16	-7	9s	4	+5	15	10	+5
Jan. 10	LSU*	L	26	44	-18	6	15	-9	13	11	+2	3	6	-3
Jan. 13	Missouri*	W	34	14	+20	14	19	-5	7	13	-6	14	7	+7
Jan. 17	at Florida*	L	36	26	+10	11	17	-6	14	10	+4	4	14	-10
Jan. 20	Ole Miss*	W	30	32	-2	21	18	+3	11	22	-11	8	8	0
Jan. 23	at Georgia*	W	24	18	+6	23	16	+7	10	21	-11	12	6	+6
Jan. 27	Oklahoma State	W	30	20	+10	20	9	+11	23	15	+8	11	2	+9
Jan. 30	at Texas A&M*	L	24	34	-10	20	11	+9	5	10	-5	8	14	-6
Feb. 3	at LSU*	L	48	22	+26	17	9	+8	12	12	0	14	2	+12
Feb. 6	South Carolina*	W	24	20	+4	26	11	+15	12	7	+5	6	4	+2
Feb. 10	Vanderbilt*	W	22	20	+2	12	15	-3	4	11	-7	14	2	+12
Feb. 13	at Ole Miss*	W	26	18	+8	10	8	+2	15	8	+7	6	7	-1
Feb. 17	Texas A&M*	W	34	32	+2	18	10	+8	17	14	+3	7	10	-3
Feb. 20	Kentucky*	L	26	38	-12	9	15	-6	16	16	0	11	12	-1
Feb. 24	at Alabama*	W	30	22	+8	21	16	+5	12	11	+1	0	0	0
Feb. 27	Auburn*	W	26	20	+6	16	9	+7	6	6	0	17	7	+10
March 3	at Missouri*	L	28	18	+10	14	11	+3	4	15	-11	10	2	+8
TOTALS		21-10	1,060	857	+203	569	393	+176	359	367	-8	326	227	+99

^ Phil Knight Invitational (Portland, Oregon)

+ at Verizon Arena (North Little Rock, Ark.)

* SEC Game

% Big12/SEC Challenge

JAYLEN BARFORD



#0 | Senior | Guard | 6-3 | 202 | Jackson, Tenn. | Motlow State CC

BARFORD'S NEWS & NOTES »

- Named to coaches All-SEC first team after being picked to the preseason coaches All-SEC second team.
- Recorded first career double-double against No. 14 Auburn, logging 21 points and 10 rebounds.
- Eclipsed the 1,000 career points mark against Auburn, becoming the 43rd player overall in school history to surpass the mark and the seventh to do it in just two seasons.
- One of two players (Macon) in the SEC to rank in the top 10 in 3-pt field goal percentage (2nd), scoring average (3rd) and field goal percentage (6th).
- Third in the SEC in scoring average in league games at 18.1 points per contest.
- Has 17 career 20-point games, 10 coming away from Bud Walton Arena.
- 12 of his 17 20-point efforts are this season. Six have come in last 13 conference games.
- Posted a career-high 28 points against Tennessee, scoring 8 of Arkansas' final 17 points to help force overtime.
- Tied a career-high 28 points, shooting 10-of-15 from the field, hitting a career-high five three pointers at Florida.
- Combined with Daryl Macon to score 61 points, including 31 of Arkansas' final 41, to defeat No. 19 Tennessee.
- Tied for the fourth-most games in the nation (14) with at least 15 pts, 2 rebs, 2 asts and less than 3 turnovers.
- Has hit three-plus three pointers in 11 of the last 17 games, bringing his total to 15 this season. He did it twice in 36 games a year ago.
- Named to PK80 Victory Bracket All-Tournament team, after leading the team with 21.3 points per game.

GAME-BY-GAME STATS »

#00 Jaylen Barford																					
Opponent	Date	gs	min	Total		3-Pointers		Free throws		Rebounds				pf	a	t/o	blk	stl	pts	avg	
				fg-fga	pct	3fg-fga	pct	ft-fa	pct	off	def	tot	avg								
SAMFORD	11/10/17	*	29	5-11	.455	2-5	.400	4-5	.800	0	4	4	4.0	3	6	2	1	1	16	16.0	
BUCKNELL	11/12/17	*	28	10-15	.667	2-3	.667	5-9	.556	2	3	5	4.5	1	2	1	0	2	27	21.5	
FRESNO STATE	11/17/17	*	35	5-13	.385	2-4	.500	6-8	.750	3	4	7	5.3	3	5	2	0	0	18	20.3	
vs Oklahoma	11/23/17	*	34	7-19	.368	3-7	.429	2-4	.500	0	2	2	4.5	2	2	2	2	0	19	20.0	
vs North Carolina	11/24/17	*	27	9-17	.529	2-6	.333	1-1	1.000	0	3	3	4.2	4	2	3	1	2	21	20.2	
vs UCONN	11/26/17	*	27	9-12	.750	4-5	.800	2-2	1.000	0	4	4	4.2	0	3	2	0	0	24	20.8	
at Houston	12/02/17	*	36	3-11	.273	0-3	.000	7-9	.778	2	1	3	4.0	2	2	3	0	0	13	19.7	
COLORADO STATE	12/05/17	*	25	7-13	.538	3-6	.500	2-4	.500	1	4	5	4.1	2	3	1	0	0	19	19.6	
MINNESOTA	12/09/17	*	36	9-15	.600	2-5	.400	2-3	.667	0	4	4	4.1	1	4	0	1	0	22	19.9	
vs Troy	12/16/17	*	30	2-11	.182	1-5	.200	2-4	.500	1	6	7	4.4	1	5	0	0	1	7	18.6	
ORAL ROBERTS	12/19/17	*	24	8-9	.889	2-2	1.000	0-1	.000	1	2	3	4.3	0	4	1	0	5	18	18.5	
CSU BAKERSFIELD	12/27/17	*	23	8-12	.667	3-5	.600	0-0	.000	1	1	2	4.1	3	3	1	0	1	19	18.6	
TENNESSEE	12/30/17	*	35	10-18	.556	1-5	.200	7-8	.875	1	4	5	4.2	3	4	0	0	2	28	19.3	
at Mississippi State	01/02/18	*	38	4-15	.267	0-6	.000	3-4	.750	3	4	7	4.4	4	5	2	0	0	11	18.7	
at Auburn	01/06/18	*	33	8-14	.571	3-7	.429	2-3	.667	1	2	3	4.3	4	3	3	0	1	21	18.9	
LSU	01/10/18	*	34	6-15	.400	3-6	.500	2-4	.500	0	3	3	4.2	3	1	2	1	1	17	18.8	
MISSOURI	01/13/18	*	31	5-11	.455	2-4	.500	1-2	.500	3	1	4	4.2	2	0	6	0	0	13	18.4	
at Florida	01/17/18	*	32	10-15	.667	5-6	.833	3-4	.750	1	3	4	4.2	3	0	3	0	1	28	18.9	
OLE MISS	01/20/18	*	34	8-11	.727	3-4	.750	4-7	.571	1	4	5	4.2	3	4	3	0	3	23	19.2	
at Georgia	01/23/18	*	42	10-20	.500	3-7	.429	1-2	.500	1	1	2	4.1	3	2	1	0	3	24	19.4	
OKLAHOMA STATE	01/27/18	*	28	2-11	.182	2-6	.333	0-1	.000	0	0	0	3.9	3	3	1	1	2	6	18.8	
at Texas A&M	01/30/18	*	28	7-16	.438	3-7	.429	2-2	1.000	3	2	5	4.0	4	4	4	0	0	19	18.8	
at LSU	02/03/18	*	32	7-12	.583	1-2	.500	0-0	.000	1	3	4	4.0	2	2	2	0	2	15	18.6	
SOUTH CAROLINA	02/06/18	*	31	7-16	.438	5-9	.556	5-6	.833	0	1	1	3.8	1	1	2	0	2	24	18.8	
VANDERBILT	02/10/18	*	30	6-12	.500	4-6	.667	0-1	.000	0	2	2	3.8	3	1	1	0	0	16	18.7	
at Ole Miss	02/13/18	*	32	5-14	.357	1-7	.143	2-2	1.000	1	4	5	3.8	3	1	2	0	0	13	18.5	
TEXAS A&M	02/17/18	*	32	7-18	.389	4-10	.400	3-4	.750	2	3	5	3.9	4	5	1	0	1	21	18.6	
KENTUCKY	02/20/18	*	30	4-16	.250	2-7	.286	2-2	1.000	1	0	1	3.8	2	1	0	1	0	12	18.4	
at Alabama	02/24/18	*	29	4-7	.571	2-3	.667	0-0	.000	0	2	2	3.7	4	0	4	0	1	10	18.1	
AUBURN	02/27/18	*	32	5-18	.278	3-9	.333	7-8	.875	1	9	10	3.9	1	3	1	0	0	20	18.1	
at Missouri	3-3-18	*	33	4-13	.308	3-8	.375	0-0	.000	0	5	5	3.9	4	4	1	0	1	11	17.9	
Totals			31	970	201-430	.467	76-175	.434	77-110	.700	31	91	122	3.9	78	85	57	8	32	555	17.9

Games played: 31
Minutes/game: 31.3
Points/game: 17.9
FG Pct: 46.7
3FG Pct: 43.4
FT Pct: 70.0

Rebounds/game: 3.9
Assists/game: 2.7
Turnovers/game: 1.8
Assist/turnover ratio: 1.5
Steals/game: 1.0
Blocks/game: 0.3

PERSONAL BESTS »

POINTS

Season: 28 (2x), last at Florida (01/17/18)
Career: 28 (2x), last at Florida (01/17/18)

FIELD GOALS

Season: 10 (4x), last at Georgia (01/23/18)
Career: 10 (4x), last at Georgia (01/23/18)

FIELD GOALS ATTEMPTED

Season: 20 at Georgia (01/23/18)
Career: 20 at Georgia (01/23/18)

3-POINT FIELD GOALS

Season: 5 (2x), last vs. South Carolina (02/06/18)
Career: 5 (2x), last vs. South Carolina (02/06/18)

3-POINT FG ATTEMPTS

Season: 10 vs. Texas A&M (02/17/18)
Career: 10 vs. Texas A&M (02/17/18)

FREE THROWS MADE

Season: 7 (3x), last vs. Auburn (02/27/18)
Career: 7 (4x), last vs. Auburn (02/27/18)

FREE THROWS ATTEMPTS

Season: 9 (2x), last at Houston (12/02/17)
Career: 9 (3x), last at Houston (12/02/17)

REBOUNDS

Season: 10 vs. Auburn (02/27/18)
Career: 10 vs. Auburn (02/27/18)

ASSISTS

Season: 6 vs. Samford (11/10/17)
Career: 6 (2x), last vs. Samford (11/10/17)

STEALS

Season: 5 vs. Oral Roberts (12/19/17)
Career: 5 vs. Oral Roberts (12/19/17)

BLOCKS

Season: 2 vs. Oklahoma (11/23/17)
Career: 2 (2x), last vs. Oklahoma (11/23/17)

MINUTES

Season: 42 at Georgia (01/23/18)
Career: 42 at Georgia (01/23/18)

CAREER STATISTICS AT ARKANSAS »

Season	gp-gs min/avg		Total		3-Point		F-Throws		Rebounds				Scoring							
			fg-fga	pct	fg-fga	pct	ft-fa	pct	off	def	tot	avg	pf	fo	ast	to	blk	stl	pts	avg
2016-17	36-30	914/25.4	174-397	.438	29-109	.266	82-109	.752	39	97	136	3.8	81	0	72	71	6	44	459	12.8
2017-18	31-31	970/31.3	201-430	.467	76-175	.434	77-110	.700	31	91	122	3.9	78	0	85	57	8	32	555	17.9
TOTAL	67-61	1884/28.1	375-827	.453	105-284	.370	159-219	.726	70	188	258	3.9	159	0	157	128	14	76	1014	15.1

TREY THOMPSON



#1 | Senior | Forward | 6-9 | 265 | Madison, Ark. | Forrest City HS

THOMPSON'S NEWS & NOTES »

- Is second on the team with 110 games played as a Razorback.
- Tied his career high with 11 boards against Bucknell.
- Has recorded at least one block in 10 of the last 12 games, totalling 16 total in that span.
- One of four Razorbacks with 30-plus assists (50) and the only forward.
- Second on the team with 127 total rebounds through 31 games, including 37 offensive boards.
- Leads Razorback forwards with 15 multi-assist games this season.
- Is the tallest player in Arkansas history with more career assists (143) than made field goals (117), according to @HogStats.
- Led the team with 12 assists in three games at PK80, with his first two 5-assist games this season.
- Averaged 2.4 points, 3.3 rebounds and 1.6 assists per contest last season.
- Finished second on the team with 29 blocks last year, including multiple swats in 12 games.
- Had the second-best assist-to-turnover ratio on the team at 2.5 with 56 assists and only 22 turnovers.
- Shot 61.8 percent (34-55) from the field, the best field goal percentage on the team.
- Scored a season-high eight points in victories over Missouri (Jan. 14) and Ole Miss (Feb. 18) last season.

GAME-BY-GAME STATS »

#01 Trey Thompson

Opponent	Date	gs	min	Total		3-Pointers		Free throws		Rebounds				pf	a	t/o	blk	stl	pts	avg	
				fg-fga	pct	3fg-fga	pct	ft-fa	pct	off	def	tot	avg								
SAMFORD	11/10/17	*	25	4-4	1.000	0-0	.000	0-0	.000	1	7	8	8.0	2	3	0	1	8	8.0		
BUCKNELL	11/12/17	*	25	1-2	.500	0-0	.000	0-1	.000	4	7	11	9.5	3	2	2	1	0	2	5.0	
FRESNO STATE	11/17/17	*	10	1-2	.500	0-0	.000	1-3	.333	1	0	1	6.7	4	0	4	0	3	4.3		
vs Oklahoma	11/23/17	*	15	1-2	.500	0-0	.000	0-0	.000	2	2	4	6.0	2	5	1	0	1	2	3.8	
vs North Carolina	11/24/17	*	26	2-3	.667	0-0	.000	0-2	.000	1	1	2	5.2	2	2	0	1	1	4	3.8	
vs UCONN	11/26/17	*	19	0-1	.000	0-0	.000	1-2	.500	0	3	3	4.8	1	5	0	0	0	1	3.3	
at Houston	12/02/17	*	22	0-3	.000	0-0	.000	0-0	.000	0	2	2	4.4	4	0	3	1	1	0	2.9	
COLORADO STATE	12/05/17	*	15	1-2	.500	0-0	.000	0-0	.000	1	1	2	4.1	2	3	0	1	0	2	2.8	
MINNESOTA	12/09/17	*	19	1-3	.333	0-0	.000	0-0	.000	2	4	6	4.3	4	2	2	2	2	2	2.7	
vs Troy	12/16/17	*	14	3-3	1.000	0-0	.000	2-2	1.000	1	2	3	4.2	2	1	2	2	1	8	3.2	
ORAL ROBERTS	12/19/17	*	13	1-3	.333	0-0	.000	0-0	.000	1	2	3	4.1	1	1	1	0	1	2	3.1	
CSU BAKERSFIELD	12/27/17	*	15	2-5	.400	0-0	.000	1-2	.500	3	3	6	4.3	1	1	1	0	1	5	3.3	
TENNESSEE	12/30/17	*	13	1-1	1.000	0-0	.000	0-0	.000	0	1	1	4.0	0	0	2	0	0	2	3.2	
at Mississippi State	01/02/18	*	8	0-1	.000	0-0	.000	0-0	.000	0	4	4	4.0	3	1	2	2	0	0	2.9	
at Auburn	01/06/18	*	23	3-4	.750	0-0	.000	2-2	1.000	1	5	6	4.1	3	2	1	0	1	8	3.3	
LSU	01/10/18	*	16	4-6	.667	0-0	.000	0-0	.000	3	3	6	4.3	3	0	0	1	1	8	3.6	
MISSOURI	01/13/18	*	17	1-2	.500	0-0	.000	1-2	.500	1	1	2	4.1	2	2	1	0	1	3	3.5	
at Florida	01/17/18	*	6	1-1	1.000	0-0	.000	0-0	.000	1	0	1	3.9	1	0	0	0	0	2	3.4	
OLE MISS	01/20/18	*	12	1-1	1.000	0-0	.000	0-0	.000	0	4	4	3.9	2	0	0	0	0	2	3.4	
at Georgia	01/23/18	*	29	1-3	.333	0-0	.000	1-2	.500	2	2	4	4.0	2	2	1	2	2	3	3.4	
OKLAHOMA STATE	01/27/18	*	26	3-6	.500	0-0	.000	1-2	.500	3	3	6	4.0	3	0	0	2	2	7	3.5	
at Texas A&M	01/30/18	*	25	0-4	.000	0-0	.000	0-0	.000	0	2	2	4.0	5	2	1	3	0	0	3.4	
at LSU	02/03/18	*	19	5-6	.833	0-0	.000	1-1	1.000	0	4	4	4.0	1	1	0	1	1	11	3.7	
SOUTH CAROLINA	02/06/18	*	25	2-2	1.000	0-0	.000	2-2	1.000	3	3	6	4.0	3	1	1	3	1	6	3.8	
VANDERBILT	02/10/18	*	15	0-1	.000	0-0	.000	2-2	1.000	0	5	5	4.1	2	2	1	1	2	2	3.7	
at Ole Miss	02/13/18	*	22	0-2	.000	0-0	.000	0-0	.000	0	5	5	4.1	4	3	0	0	1	0	3.6	
TEXAS A&M	02/17/18	*	15	1-5	.200	0-0	.000	0-0	.000	3	3	6	4.2	2	0	0	0	0	2	3.5	
KENTUCKY	02/20/18	*	22	2-3	.667	0-0	.000	0-0	.000	1	3	4	4.2	3	2	3	1	1	4	3.5	
at Alabama	02/24/18	*	20	0-1	.000	0-0	.000	0-0	.000	1	6	7	4.3	0	5	2	1	0	0	3.4	
AUBURN	02/27/18	*	13	0-1	.000	0-0	.000	2-2	1.000	0	1	1	4.2	3	2	1	1	0	2	3.4	
at Missouri	3-3-18	*	20	3-6	.500	0-0	.000	0-0	.000	1	1	2	4.1	4	0	1	1	0	6	3.5	
Totals			9	564	45-89	.506	0-0	.000	17-27	.630	37	90	127	4.1	74	50	33	27	22	107	3.5

Games played: 31
Minutes/game: 18.2
Points/game: 3.5
FG Pct: 50.6
FT Pct: 63.0

Rebounds/game: 4.1
Assists/game: 1.6
Turnovers/game: 1.1
Assist/turnover ratio: 1.5
Steals/game: 0.7
Blocks/game: 0.9

PERSONAL BESTS »

POINTS

Season: 11 at LSU (02/04/18)

Career: 13 vs. LSU (02/23/16)

FIELD GOALS

Season: 5 at LSU (02/04/18)

Career: 6 vs. LSU (02/23/16)

FIELD GOALS ATTEMPTED

Season: 6 (4x), last at Missouri (03/03/17)

Career: 7 vs. Tennessee Tech (12/12/15)

3-POINT FIELD GOALS

Season: --

Career: --

3-POINT FG ATTEMPTS

Season: --

Career: 1 at Tennessee (01/03/17)

FREE THROWS MADE

Season: 2 (3x), last vs. Vanderbilt (02/10/18)

Career: 4 (2x), last at No. 6 Kentucky (01/07/17)

FREE THROWS ATTEMPTS

Season: 3 vs. Fresno State (11/17/17)

Career: 5 at Texas A&M (01/02/16)

REBOUNDS

Season: 11 vs. Bucknell (11/12/17)

Career: 11 (2x), last vs. Bucknell (11/12/17)

ASSISTS

Season: 5 (3x), last at Alabama (02/24/18)

Career: 6 vs. Texas A&M (02/22/17)

STEALS

Season: 2 (5x), last vs. Vanderbilt (02/10/18)

Career: 3 vs. Ole Miss (02/18/17)

BLOCKS

Season: 3 (2x), last vs. South Carolina (02/06/18)

Career: 4 vs. Texas Tech (01/30/16)

MINUTES

Season: 29 at Georgia (01/23/18)

Career: 29 (3x), last at Georgia (01/23/18)

CAREER STATISTICS AT ARKANSAS »

			Total		3-Point		F-Throws		Rebounds											Scoring	
Season	gp-gs	min/avg	fg-fga	pct	fg-fga	pct	ft-fla	pct	off	def	tot	avg	pf	fo	ast	to	blk	stl	pts	avg	
2014-15	14-0	33/2.4	1-5	.200	0-0	.000	3-3	1.000	3	3	6	0.4	3	0	1	4	1	1	5	0.4	
2015-16	29-1	503/17.3	37-61	.607	0-0	.000	16-31	.516	28	96	124	4.3	88	6	36	33	27	13	90	3.1	
2016-17	36-0	503/14.0	34-55	.618	0-1	.000	19-29	.655	30	87	117	3.3	79	0	56	22	29	22	87	2.4	
2017-18	31-9	564/18.2	45-89	.506	0-0	.000	17-27	.630	37	90	127	4.1	74	1	50	33	27	22	107	3.5	
TOTAL	110-10	1603/14.6	117-210	.557	0-1	.000	55-90	.611	98	276	374	3.4	244	7	143	92	84	58	289	2.6	

ADRIO BAILEY



#2 | Sophomore | Forward | 6-6 | 204 | Campti, La. | Lakeview HS

BAILEY'S NEWS & NOTES »

- Recorded his fourth-career double figure scoring game, third this season, at Mississippi State.
- Bailey's 10-point effort at MSU was his first double-digit effort of his career against a high-major program.
- His performance at Mississippi State was his third 10-plus point, six-rebound outing of the season.
- Scored seven points and five boards in a road win at Alabama after not playing three of the four prior games.
- Has 12 three-rebound efforts this season in 26 games, after starting the season with six straight.
- Slammed home a career-high four dunks against Troy to go 5-of-8 from the field for 10 points.
- Tied his career high in blocks each of the first three games, then broke it against UNC, swatting five shots.
- His five blocks in 18 minutes was the first performance by Razorback with 5+ blocks in fewer than 20 minutes of playing time since Moses Kingsley against Mississippi State on Feb. 21, 2015 (via @HogStats).
- Represented Arkansas at the 2017 SEC Men's Basketball Leadership Council.
- Played a season-high 19 minutes in the second round game of the NCAA Tournament against No. 1 North Carolina (March 19), recording a season-high three steals and adding four points.

GAME-BY-GAME STATS »

#02 Adrio Bailey

Opponent	Date	gs	min	Total		3-Pointers		Free throws		Rebounds										
				fg-fga	pct	3fg-fga	pct	ft-fga	pct	off	def	tot	avg	pf	a	t/o	blk	stl	pts	avg
SAMFORD	11/10/17	*	25	7-8	.875	0-0	.000	1-1	1.000	2	4	6	6.0	0	1	3	2	1	15	15.0
BUCKNELL	11/12/17	*	23	3-5	.600	0-0	.000	1-2	.500	2	2	4	5.0	4	2	2	2	2	7	11.0
FRESNO STATE	11/17/17	*	28	1-2	.500	0-0	.000	3-4	.750	2	3	5	5.0	3	3	0	2	0	5	9.0
vs Oklahoma	11/23/17	*	17	3-6	.500	0-0	.000	3-4	.750	3	4	7	5.5	1	1	0	1	0	9	9.0
vs North Carolina	11/24/17	*	18	2-5	.400	0-0	.000	0-0	.000	1	3	4	5.2	1	0	0	5	0	4	8.0
vs UCONN	11/26/17	*	24	4-7	.571	0-0	.000	0-1	.000	2	2	4	5.0	2	0	0	1	1	8	8.0
at Houston	12/02/17	*	11	1-2	.500	0-0	.000	2-3	.667	0	1	1	4.4	3	0	1	0	0	4	7.4
COLORADO STATE	12/05/17		9	0-0	.000	0-0	.000	0-0	.000	0	0	0	3.9	1	1	0	0	0	0	6.5
MINNESOTA	12/09/17		15	3-7	.429	0-0	.000	0-0	.000	1	1	2	3.7	3	0	0	0	0	6	6.4
vs Troy	12/16/17		16	5-8	.625	0-0	.000	0-0	.000	3	3	6	3.9	3	2	1	1	0	10	6.8
ORAL ROBERTS	12/19/17		12	3-3	1.000	0-0	.000	0-1	.000	0	1	1	3.6	0	2	1	2	2	6	6.7
CSU BAKERSFIELD	12/27/17		11	2-2	1.000	0-0	.000	0-0	.000	1	2	3	3.6	4	0	1	0	0	4	6.5
TENNESSEE	12/30/17		5	0-0	.000	0-0	.000	0-0	.000	0	0	0	3.3	0	0	0	0	1	0	6.0
at Mississippi State	01/02/18		18	5-7	.714	0-0	.000	0-2	.000	2	4	6	3.5	5	0	0	0	1	10	6.3
at Auburn	01/06/18		17	1-4	.250	0-0	.000	0-0	.000	1	2	3	3.5	1	1	1	1	1	2	6.0
LSU	01/10/18	*	7	0-3	.000	0-0	.000	1-2	.500	1	0	1	3.3	1	0	1	0	0	1	5.7
MISSOURI	01/13/18		4	0-1	.000	0-0	.000	0-0	.000	0	1	1	3.2	1	0	0	0	0	0	5.4
at Florida	01/17/18		8	0-1	.000	0-0	.000	0-0	.000	0	1	1	3.1	1	0	1	1	1	0	5.1
OLE MISS	01/20/18	*	23	1-1	1.000	0-0	.000	0-2	.000	0	0	0	2.9	4	2	0	1	1	2	4.9
at Georgia	01/23/18	*	9	0-0	.000	0-0	.000	0-0	.000	1	1	2	2.9	1	0	0	0	0	0	4.7
OKLAHOMA STATE	01/27/18	*	3	0-0	.000	0-0	.000	0-0	.000	0	1	1	2.8	0	0	1	0	0	0	4.4
at Texas A&M	01/30/18	dnp	-	-	-	-	-	-	-	-	-	-	-	-	-	-	-	-	-	-
at LSU	02/03/18		15	2-4	.500	0-0	.000	1-2	.500	3	0	3	2.8	2	0	0	0	1	5	4.5
SOUTH CAROLINA	02/06/18	*	14	0-1	.000	0-0	.000	0-0	.000	0	2	2	2.7	2	0	2	0	0	0	4.3
VANDERBILT	02/10/18	dnp	-	-	-	-	-	-	-	-	-	-	-	-	-	-	-	-	-	-
at Ole Miss	02/13/18	dnp	-	-	-	-	-	-	-	-	-	-	-	-	-	-	-	-	-	-
TEXAS A&M	02/17/18	2	0-0	.000	0-0	.000	0-0	0-0	.000	0	0	0	2.6	0	0	0	0	0	0	4.1
KENTUCKY	02/20/18	dnp	-	-	-	-	-	-	-	-	-	-	-	-	-	-	-	-	-	-
at Alabama	02/24/18		13	3-4	.750	0-0	.000	1-1	1.000	3	2	5	2.7	1	1	1	1	0	7	4.2
AUBURN	02/27/18		10	0-0	.000	0-0	.000	2-2	1.000	0	1	1	2.7	3	0	0	0	0	2	4.1
at Missouri	3-3-18		9	1-1	1.000	0-0	.000	0-0	.000	0	1	1	2.6	3	0	0	0	0	2	4.0
Totals			12	366	47-82	.573	0-0	.000	15-27	.556	28	42	70	2.6	50	16	21	11	109	4.0

Games played: 27
Minutes/game: 13.6
Points/game: 4.0
FG Pct: 57.3
FT Pct: 55.6

Rebounds/game: 2.6
Assists/game: 0.6
Turnovers/game: 0.6
Assist/turnover ratio: 1.0
Steals/game: 0.4
Blocks/game: 0.8

PERSONAL BESTS »

POINTS

Season: 15 vs. Samford (11/10/17)

Career: 15 vs. Samford (11/10/17)

FIELD GOALS

Season: 7 vs. Samford (11/10/17)

Career: 7 (2x), last vs. Samford (11/10/17)

FIELD GOALS ATTEMPTED

Season: 8 (2x), last vs. Troy (12/16/17)

Career: 8 (3x), last vs. Troy (12/16/17)

3-POINT FIELD GOALS

Season: --

Career: --

3-POINT FG ATTEMPTS

Season: --

Career: --

FREE THROWS MADE

Season: 3 (2x), last vs. Oklahoma (11/23/17)

Career: 3 (2x), last vs. Oklahoma (11/23/17)

FREE THROWS ATTEMPTS

Season: 4 vs. Oklahoma (11/23/17)

Career: 4 (3x), last vs. Oklahoma (11/23/17)

REBOUNDS

Season: 7 vs. Oklahoma (11/23/17)

Career: 7 (2x), last vs. Oklahoma (11/23/17)

ASSISTS

Season: 3 vs. Fresno State (11/17/17)

Career: 3 vs. Fresno State (11/17/17)

STEALS

Season: 2 (2x), last vs. Oral Roberts (12/19/17)

Career: 3 vs. No. 1 North Carolina (03/19/17)

BLOCKS

Season: 5 vs. North Carolina (11/24/17)

Career: 5 vs. North Carolina (11/24/17)

MINUTES

Season: 28 vs. Fresno State (11/17/17)

Career: 28 vs. Fresno State (11/17/17)

CAREER STATISTICS AT ARKANSAS »

			Total		3-Point		F-Throws		Rebounds											Scoring	
Season	gp-gs	min/avg	fg-fga	pct	fg-fga	pct	ft-fga	pct	off	def	tot	avg	pf	fo	ast	to	blk	stl	pts	avg	
2016-17	27-2	200/7.4	22-39	.564	0-0	.000	6-19	.316	13	22	35	1.3	29	0	7	11	7	14	50	1.9	
2017-18	27-12	366/13.6	47-82	.573	0-0	.000	15-27	.556	28	42	70	2.6	50	1	16	16	21	11	109	4.0	
TOTAL	54-14	566/10.5	69-121	.570	0-0	.000	21-46	.457	41	64	105	1.9	79	1	23	27	28	25	159	2.9	

DARYL MACON



#4 | Senior | Guard | 6-3 | 185 | Little Rock, Ark. | Holmes CC

MACON'S NEWS & NOTES »

- Named to coaches All-SEC second team after being picked to the preseason coaches All-SEC second team.
- Eclipsed the 1,000 career points mark against Auburn, becoming the 42nd player overall in school history to surpass the mark and the sixth to do it in just two seasons.
- Named SEC Player of the Week on Jan. 29, becoming the first player in school history to earn the honor three times in one season and four times in a career.
- Only player in the SEC to rank in the top 10 in free-throw percentage (1st), 3-pt field goal percentage (1st), scoring average (4th), assists (6th) and field goal percentage (8th).
- Recorded his 17th 20-point game of his career and ninth in the last 13 games vs. Kentucky with a game-high 26 points on 8-of-16 shooting and 4-of-9 from behind the arc.
- Is the first Razorback since Corliss Williamson (1993-94) to record seven straight 20-point games.
- Is 30-of-31 from the free throw line in the final minute and overtime of games this season. In his career, he is 60-of-65.
- Against Georgia, Macon scored 25 of Arkansas' last 41 points, including 16-of-17 in the two overtimes.
- Has 17 games of 4+ assists this season, including seven of the last 10 outings.
- Has nine 20-point efforts in the last 13 games, including eight against SEC teams.
- Led Arkansas over No. 19 Tennessee with a career-high 33 points on 10-of-18 shooting, including 5-of-9 from three.
- Has made 3+ three pointers in a game 16 times this season, including 13 of the last 22 games.
- Scored 13 of Arkansas' program record 22 pts in OT vs. Tennessee, going 3-3 from the floor, including 6-6 from the line.
- Combined with Jaylen Barford to score 61 points, including 31 of Arkansas' final 41, to defeat No. 19 Tennessee.
- Is one of four Razorbacks in the SEC era to score 30 points in a game off the bench.

GAME-BY-GAME STATS »

#04 Daryl Macon

Opponent	Date	gs	min	Total		3-Pointers		Free throws		Rebounds				pf	a	t/o	blk	stl	pts	avg	
				fg-fga	pct	3fg-fga	pct	ft-fa	pct	off	def	tot	avg								
SAMFORD	11/10/17	*	30	5-9	.556	4-7	.571	2-2	1.000	0	3	3	3.0	2	8	1	0	2	16	16.0	
BUCKNELL	11/12/17	*	29	8-15	.533	3-6	.500	2-2	1.000	1	1	2	2.5	2	4	3	0	1	21	18.5	
FRESNO STATE	11/17/17	*	34	3-10	.300	1-3	.333	4-4	1.000	1	1	2	2.3	1	1	3	1	1	11	16.0	
vs Oklahoma	11/23/17	*	34	7-13	.538	6-8	.750	7-7	1.000	0	5	5	3.0	2	1	3	0	2	27	18.8	
vs North Carolina	11/24/17	*	23	2-11	.182	1-5	.200	2-2	1.000	0	1	1	2.6	0	2	1	0	1	7	16.4	
vs UCONN	11/26/17	*	26	5-9	.556	2-4	.500	4-6	.667	0	3	3	2.7	1	2	1	0	1	16	16.3	
at Houston	12/02/17	*	29	3-10	.300	1-4	.250	3-5	.600	0	0	0	2.3	2	1	2	0	0	10	15.4	
COLORADO STATE	12/05/17	*	26	4-8	.500	0-4	.000	1-1	1.000	0	0	0	2.0	2	7	1	0	2	9	14.6	
MINNESOTA	12/09/17	*	30	4-12	.333	2-8	.250	2-3	.667	0	2	2	2.0	2	8	2	0	2	12	14.3	
vs Troy	12/16/17	*	30	8-14	.571	5-9	.556	4-4	1.000	0	3	3	2.1	2	5	0	0	3	25	15.4	
ORAL ROBERTS	12/19/17	*	27	4-10	.400	4-9	.444	2-2	1.000	0	3	3	2.2	1	3	0	1	1	14	15.3	
CSU BAKERSFIELD	12/27/17	*	31	4-6	.667	2-4	.500	6-8	.750	0	3	3	2.3	2	8	0	0	2	16	15.3	
TENNESSEE	12/30/17	*	41	10-18	.556	5-9	.556	8-8	1.000	0	3	3	2.3	1	3	3	0	0	33	16.7	
at Mississippi State	01/02/18	*	37	9-12	.750	5-7	.714	1-3	.333	2	3	5	2.5	2	2	2	0	0	24	17.2	
at Auburn	01/06/18	*	38	3-11	.273	0-5	.000	4-4	1.000	0	2	2	2.5	0	2	1	0	3	10	16.7	
LSU	01/10/18	*	34	2-7	.286	1-4	.250	4-5	.800	0	4	4	2.6	2	4	3	0	0	9	16.3	
MISSOURI	01/13/18	*	26	2-7	.286	1-4	.250	3-5	.600	0	6	6	2.8	4	8	3	0	1	8	15.8	
at Florida	01/17/18	*	36	6-15	.400	1-5	.200	0-0	.000	0	6	6	2.9	3	5	4	0	0	13	15.6	
OLE MISS	01/20/18	*	29	3-8	.375	3-8	.375	11-12	.917	0	0	0	2.8	2	6	2	0	0	20	15.8	
at Georgia	01/23/18	*	33	7-14	.500	5-10	.500	6-6	1.000	0	3	3	2.8	3	1	5	0	0	25	16.3	
OKLAHOMA STATE	01/27/18	*	32	7-13	.538	4-7	.571	4-4	1.000	1	1	2	2.8	1	2	1	0	1	22	16.6	
at Texas A&M	01/30/18	*	31	7-16	.438	3-9	.333	3-3	1.000	1	3	4	2.8	2	4	1	0	2	20	16.7	
at LSU	02/03/18	*	34	7-12	.583	2-4	.500	6-6	1.000	0	2	2	2.8	4	5	2	0	0	22	17.0	
SOUTH CAROLINA	02/06/18	*	33	5-12	.417	3-7	.429	12-13	.923	0	1	1	2.7	2	4	1	0	3	25	17.3	
VANDERBILT	02/10/18	*	30	7-17	.412	4-6	.667	3-4	.750	1	3	4	2.8	1	4	2	0	0	21	17.4	
at Ole Miss	02/13/18	*	25	1-6	.167	0-4	.000	2-2	1.000	1	3	4	2.8	2	6	2	0	1	4	16.9	
TEXAS A&M	02/17/18	*	24	7-12	.583	4-6	.667	2-2	1.000	1	2	3	2.8	2	3	1	0	0	20	17.0	
KENTUCKY	02/20/18	*	32	8-16	.500	4-9	.444	6-7	.857	0	1	1	2.8	2	1	1	0	0	26	17.4	
at Alabama	02/24/18	*	29	5-12	.417	1-4	.250	6-8	.750	1	4	5	2.8	0	3	2	0	3	17	17.3	
AUBURN	02/27/18	*	26	6-7	.857	4-4	1.000	0-2	.000	0	3	3	2.8	3	6	2	0	1	16	17.3	
at Missouri	3-3-18	*	36	3-8	.375	0-2	.000	6-6	1.000	1	2	3	2.8	2	6	1	0	1	12	17.1	
Totals			26	955	162-350	.463	81-185	438	126-146	.863	11	77	88	2.8	57	125	56	2	34	531	17.1

Games played: 31
Minutes/game: 30.8
Points/game: 17.1

Rebounds/game: 2.8
Assists/game: 4.0
Turnovers/game: 1.8

CAREER STATISTICS AT ARKANSAS »

			Total		3-Point		F-Throws		Rebounds												Scoring	
Season	gp-gs	min/avg	fg-fga	pct	fg-fga	pct	ft-fa	pct	off	def	tot	avg	pf	fo	ast	to	blk	stl	pts	avg		
2016-17	36-21	908/25.2	141-311	.453	65-168	.387	136-157	.866	19	76	95	2.6	65	1	80	65	2	41	483	13.4		
2017-18	31-26	955/30.8	162-350	.463	81-185	.438	126-146	.863	11	77	88	2.8	57	0	125	56	2	34	531	17.1		
TOTAL	67-47	1863/27.8	303-661	.458	146-353	.414	262-303	.865	30	153	183	2.7	122	1	205	121	4	75	1014	15.1		

PERSONAL BESTS »

POINTS

Season: 33 vs. Tennessee (12/30/17)
Career: 33 vs. Tennessee (12/30/17)

FIELD GOALS

Season: 9 at Mississippi State (01/02/18)
Career: 10 vs. Ole Miss (02/18/17)

FIELD GOALS ATTEMPTED

Season: 18 vs. Tennessee (12/30/17)
Career: 18 vs. Tennessee (12/30/17)

3-POINT FIELD GOALS

Season: 6 vs. Oklahoma (11/23/17)
Career: 6 (2x), last vs. Oklahoma (11/23/17)

3-POINT FG ATTEMPTS

Season: 10 at Georgia (01/23/18)
Career: 10 at Georgia (01/23/18)

FREE THROWS MADE

Season: 12 vs. South Carolina (02/06/18)
Career: 14 vs. Texas (12/17/16)

FREE THROWS ATTEMPTS

Season: 13 vs. South Carolina (02/06/18)
Career: 14 vs. Texas (12/17/16)

REBOUNDS

Season: 6 (2x), last at Florida (01/17/18)
Career: 7 (2x), last vs. LSU (01/21/17)

ASSISTS

Season: 8 (4x), last vs. Missouri (01/13/18)
Career: 8 (4x), last vs. Missouri (01/13/18)

STEALS

Season: 3 (4x), last at Alabama (02/24/18)
Career: 4 vs. Fort Wayne (11/11/16)

BLOCKS

Season: 1 (2x), last vs. Oral Roberts (12/19/17)
Career: 1 (4x), last vs. Oral Roberts (12/19/17)

MINUTES

Season: 41 vs. Tennessee (12/30/17)
Career: 41 vs. Tennessee (12/30/17)

ARLANDO COOK

#5 | Senior | Forward | 6-8 | 206 | St. Louis, Mo. | Connors State College



COOK'S NEWS & NOTES »

- Has pulled down multiple rebounds in 12 of 24 games played this season.
- Recorded a season-high seven points against No. 14 Auburn and pulled down three rebounds.
- Tallied four points, five rebounds and two blocks at Auburn.
- Had four points, two rebounds and a steal in 14 minutes in Arkansas' win over No. 14 Minnesota.
- In his first game back this season against Colorado State, tallied four rebounds and tied his career high with two assists in 15 minutes of action.
- Had eight points in the first half at Auburn last season, going 3-for-3 from the floor and 2-for-2 from the charity stripe.
- Had a season-high seven rebounds at Texas A&M in Arkansas' comeback win over the Aggies last year.
- Had a rebound in 30 games and scored in 24 of 36 games last season.
- Had a career-high three blocks and six rebounds against Sam Houston State in 15 minutes of action a year ago.
- Went 4-for-4 from the charity stripe in the final two minutes against Texas.

GAME-BY-GAME STATS »

#05 Arlando Cook

Opponent	Date	gs	min	Total		3-Pointers		Free throws		Rebounds										
				fg-fga	pct	3fg-fga	pct	ft-fa	pct	off	def	tot	avg	pf	a	t/o	blk	stl	pts	avg
SAMFORD	11/10/17	dnp		-	-	-	-	-	-	-	-	-	-	-	-	-	-	-	-	-
BUCKNELL	11/12/17	dnp		-	-	-	-	-	-	-	-	-	-	-	-	-	-	-	-	-
FRESNO STATE	11/17/17	dnp		-	-	-	-	-	-	-	-	-	-	-	-	-	-	-	-	-
vs Oklahoma	11/23/17	dnp		-	-	-	-	-	-	-	-	-	-	-	-	-	-	-	-	-
vs North Carolina	11/24/17	dnp		-	-	-	-	-	-	-	-	-	-	-	-	-	-	-	-	-
vs UCONN	11/26/17	dnp		-	-	-	-	-	-	-	-	-	-	-	-	-	-	-	-	-
at Houston	12/02/17	dnp		-	-	-	-	-	-	-	-	-	-	-	-	-	-	-	-	-
COLORADO STATE	12/05/17	15	0-3	.000	0-0	.000	0-0	.000	1	3	4	4.0	1	2	0	0	1	0	0.0	
MINNESOTA	12/09/17	14	1-1	1.000	0-0	.000	2-2	1.000	1	1	2	3.0	2	0	0	0	1	4	2.0	
vs Troy	12/16/17	9	0-1	.000	0-0	.000	0-0	.000	0	3	3	3.0	0	1	0	0	0	0	1.3	
ORAL ROBERTS	12/19/17	13	3-5	.600	0-0	.000	0-0	.000	0	1	1	2.5	0	1	1	0	1	6	2.5	
CSU BAKERSFIELD	12/27/17	10	1-2	.500	0-0	.000	0-0	.000	1	1	2	2.4	0	0	0	0	0	2	2.4	
TENNESSEE	12/30/17	13	0-0	.000	0-0	.000	1-2	.500	0	2	2	2.3	1	0	0	0	0	1	2.2	
at Mississippi State	01/02/18	4	1-3	.333	0-0	.000	0-0	.000	0	0	0	2.0	2	0	0	0	0	2	2.1	
at Auburn	01/06/18	10	2-3	.667	0-0	.000	0-0	.000	2	3	5	2.4	0	1	0	2	0	4	2.4	
LSU	01/10/18	13	0-0	.000	0-0	.000	0-0	.000	1	3	4	2.6	0	1	1	0	0	0	2.1	
MISSOURI	01/13/18	13	0-0	.000	0-0	.000	0-0	.000	0	1	1	2.4	1	1	0	0	1	0	1.9	
at Florida	01/17/18	13	0-2	.000	0-0	.000	0-2	.000	0	0	0	2.2	1	0	0	0	0	0	1.7	
OLE MISS	01/20/18	16	3-4	.750	0-0	.000	0-0	.000	1	2	3	2.3	0	1	1	0	0	6	2.1	
at Georgia	01/23/18	6	0-1	.000	0-0	.000	0-0	.000	0	3	3	2.3	1	0	1	0	0	0	1.9	
OKLAHOMA STATE	01/27/18	12	2-3	.667	0-0	.000	0-0	.000	2	1	3	2.4	1	0	0	0	0	4	2.1	
at Texas A&M	01/30/18	* 13	0-3	.000	0-0	.000	0-0	.000	0	1	1	2.3	0	0	0	0	1	0	1.9	
at LSU	02/03/18	5	2-4	.500	0-0	.000	0-0	.000	0	0	0	2.1	0	0	0	0	1	4	2.1	
SOUTH CAROLINA	02/06/18	5	0-1	.000	0-0	.000	0-0	.000	0	0	0	2.0	0	0	2	0	0	0	1.9	
VANDERBILT	02/10/18	* 2	0-0	.000	0-0	.000	0-0	.000	0	1	1	1.9	0	0	2	0	0	0	1.8	
at Ole Miss	02/13/18	7	0-2	.000	0-0	.000	1-2	.500	0	2	2	1.9	0	0	0	0	0	1	1.8	
TEXAS A&M	02/17/18	2	0-0	.000	0-0	.000	0-0	.000	0	1	1	1.9	1	0	1	0	0	0	1.7	
KENTUCKY	02/20/18	5	0-0	.000	0-0	.000	0-0	.000	0	0	0	1.8	0	0	0	0	0	0	1.6	
at Alabama	02/24/18	6	0-0	.000	0-0	.000	0-0	.000	0	0	0	1.7	1	0	0	0	0	0	1.5	
AUBURN	02/27/18	20	3-4	.750	0-0	.000	1-3	.333	1	2	3	1.8	2	0	0	0	1	7	1.8	
at Missouri	3-3-18	8	0-0	.000	0-0	.000	0-0	.000	0	0	0	1.7	1	1	0	0	0	0	1.7	
Totals		2	234	18-42	.429	0-0	.000	5-11	.455	10	31	41	1.7	15	9	9	2	7	41	1.7

Games played: 24
Minutes/game: 9.8
Points/game: 1.7
FG Pct: 42.9
FT Pct: 45.5

Rebounds/game: 1.7
Assists/game: 0.4
Turnovers/game: 0.4
Assist/turnover ratio: 1.0
Steals/game: 0.3
Blocks/game: 0.1

PERSONAL BESTS »

POINTS

Season: 7 vs. Auburn (02/27/18)
Career: 9 vs. Southern Illinois (11/14/16)

FIELD GOALS

Season: 3 (3x), last vs. Auburn (02/27/18)
Career: 4 vs. Southern Illinois (11/14/16)

FIELD GOALS ATTEMPTED

Season: 5 vs. Oral Roberts (12/19/17)
Career: 8 vs. Southern Illinois (11/14/16)

3-POINT FIELD GOALS

Season: --
Career: --

3-POINT FG ATTEMPTS

Season: --
Career: --

FREE THROWS MADE

Season: 2 vs. Minnesota (12/09/17)
Career: 4 (3x), last vs. LSU (01/21/17)

FREE THROWS ATTEMPTS

Season: 3 vs. Auburn (02/27/18)
Career: 7 vs. LSU (01/21/17)

REBOUNDS

Season: 5 at Auburn (01/06/18)
Career: 7 at Texas A&M (01/17/17)

ASSISTS

Season: 2 vs. Colorado State (12/05/17)
Career: 2 (4x), last vs. Colorado State (12/05/17)

STEALS

Season: 1 (7x), last vs. Auburn (02/27/18)
Career: 2 (2x), last at Texas A&M (01/17/17)

BLOCKS

Season: 2 at Auburn (01/06/18)
Career: 3 vs. Sam Houston State (12/22/16)

MINUTES

Season: 20 vs. Auburn (02/27/18)
Career: 21 (2x), last at Texas A&M (01/17/17)

CAREER STATISTICS AT ARKANSAS »

			Total		3-Point		F-Throws		Rebounds											Scoring	
Season	gp-gs	min/avg	fg-fga	pct	fg-fga	pct	ft-fa	pct	off	def	tot	avg	pf	fo	ast	to	blk	stl	pts	avg	
2016-17	36-7	406/11.3	39-89	.438	0-0	.000	24-37	.649	29	54	83	2.3	63	1	12	23	14	10	102	2.8	
2017-18	24-2	234/9.8	18-42	.429	0-0	.000	5-11	.455	10	31	41	1.7	15	0	9	9	2	7	41	1.7	
TOTAL	60-9	640/10.7	57-131	.435	0-0	.000	29-48	.604	39	85	124	2.1	78	1	21	32	16	17	143	2.4	

DANIEL GAFFORD



#10 | Freshman | Forward | 6-11 | 234 | El Dorado, Ark. | El Dorado HS

GAFFORD'S NEWS & NOTES »

- Named to SEC All-Freshman Team by league coaches.
- Averaging the 7th-most minutes (22.3) among Razorback freshmen in the last 40 years (@HogStats).
- Is 16 points and nine rebounds shy of becoming the first Arkansas freshman in program history to record 400 points, 200 rebounds and 60 blocks in a season (@HogStats).
- Named SEC Freshman of the Week for the third time on Feb. 19, joining Bobby Portis and Patrick Beverley as the only Razorbacks to earn the honor three times. Gafford is the only player in the SEC this season to win three times.
- Recorded his second career double-double vs. No. 14 Auburn with 21 points, 10 rebounds, 7 blocks and 7 dunks.
- Finished one rebound and three blocks shy of a triple-double against Vandy, recording 16 points, 9 rebs and 7 swats.
- His career-high 7 blocks vs. Vanderbilt and Auburn are tied for most swats in a regular season SEC game in school history.
- Ranks 47th in the country, 5th among freshmen, in FG pct at 60.7 percent. Ranks 3rd in school history among freshmen.
- Averaging 12.7 pts and 6.2 rebs against SEC teams, scoring 10+ points in 13 of his first 18 career SEC games.
- Named SEC Freshman of the Week (Dec. 11), following a 13-of-17 combined effort over CSU and Minnesota.
- Rated as a four-star player by ESPN, 247Sports.com, Rivals.com, Scout.com, and Future150.com.
- Consensus top-50 player, rated as high as No. 33 in the 2017 class by Rivals.com.
- Tallied 11 triple-doubles and 18 double-doubles in his final year at El Dorado.

GAME-BY-GAME STATS »

#10 Daniel Gafford

Opponent	Date	gs	min	Total		3-Pointers		Free throws		Rebounds					pf	a	t/o	blk	stl	pts	avg
				fg-fga	pct	3fg-fga	pct	ft-fa	pct	off	def	tot	avg								
SAMFORD	11/10/17	17	4-6	.667	0-0	.000	2-5	.400	2	2	4	4.0	5	2	0	3	0	0	10	10.0	
BUCKNELL	11/12/17	16	5-7	.714	0-0	.000	5-5	1.000	2	1	3	3.5	5	0	0	0	0	0	15	12.5	
FRESNO STATE	11/17/17	30	9-11	.818	0-0	.000	7-10	.700	0	8	8	5.0	3	1	1	3	2	25	16.7		
vs Oklahoma	11/23/17	25	4-6	.667	0-0	.000	5-6	.833	0	8	8	5.8	4	2	3	1	2	13	15.8		
vs North Carolina	11/24/17	15	2-4	.500	0-0	.000	1-2	.500	2	4	6	5.8	4	0	0	2	1	5	13.6		
vs UCONN	11/26/17	14	3-4	.750	0-0	.000	3-6	.500	1	4	5	5.7	5	0	3	0	0	9	12.8		
at Houston	12/02/17	18	1-4	.250	0-0	.000	3-4	.750	3	3	6	5.7	2	1	1	0	1	5	11.7		
COLORADO STATE	12/05/17	16	5-9	.556	0-0	.000	4-7	.571	2	4	6	5.8	2	0	0	2	1	14	12.0		
MINNESOTA	12/09/17	* 21	8-8	1.000	0-0	.000	0-3	.000	2	5	7	5.9	4	1	1	6	0	16	12.4		
vs Troy	12/16/17	* 24	4-6	.667	0-0	.000	2-6	.333	1	5	6	5.9	4	1	0	3	0	10	12.2		
ORAL ROBERTS	12/19/17	* 22	5-7	.714	0-0	.000	2-3	.667	2	2	4	5.7	1	4	1	2	0	12	12.2		
CSU BAKERSFIELD	12/27/17	* 22	2-7	.286	0-0	.000	2-4	.500	2	10	12	6.3	4	0	1	1	2	6	11.7		
TENNESSEE	12/30/17	* 33	6-8	.750	0-0	.000	3-9	.333	3	5	8	6.4	4	0	1	5	0	15	11.9		
at Mississippi State	01/02/18	* 32	8-11	.727	0-0	.000	1-3	.333	1	4	5	6.3	3	2	3	1	0	17	12.3		
at Auburn	01/06/18	* 17	3-7	.429	0-0	.000	2-5	.400	2	2	4	6.1	4	0	0	1	0	8	12.0		
LSU	01/10/18	* 24	3-5	.600	0-0	.000	2-5	.400	1	4	5	6.1	3	2	2	3	1	8	11.8		
MISSOURI	01/13/18	* 25	6-11	.545	0-0	.000	3-4	.750	4	2	6	6.1	3	0	1	1	0	15	11.9		
at Florida	01/17/18	* 25	6-12	.500	0-0	.000	2-5	.400	5	6	11	6.3	2	0	0	1	0	14	12.1		
OLE MISS	01/20/18	* 28	6-11	.545	0-0	.000	3-4	.750	3	6	9	6.5	4	0	2	3	3	15	12.2		
at Georgia	01/23/18	* 27	0-3	.000	0-0	.000	0-0	.000	0	3	3	6.3	3	1	0	0	1	0	11.6		
OKLAHOMA STATE	01/27/18	* 14	3-7	.429	0-0	.000	0-2	.000	2	2	4	6.2	4	0	1	1	0	6	11.3		
at Texas A&M	01/30/18	* 20	2-4	.500	0-0	.000	1-2	.500	2	2	4	6.1	4	0	0	1	0	5	11.0		
at LSU	02/03/18	* 21	4-7	.571	0-0	.000	2-6	.333	3	1	4	6.0	4	0	2	1	1	10	11.0		
SOUTH CAROLINA	02/06/18	* 19	5-7	.714	0-0	.000	1-3	.333	0	6	6	6.0	3	0	0	3	0	11	11.0		
VANDERBILT	02/10/18	* 24	7-12	.583	0-0	.000	2-5	.400	3	6	9	6.1	4	0	3	7	2	16	11.2		
at Ole Miss	02/13/18	* 20	6-7	.857	0-0	.000	7-10	.700	3	3	6	6.1	2	0	0	0	0	19	11.5		
TEXAS A&M	02/17/18	* 28	7-8	.875	0-0	.000	4-6	.667	4	2	6	6.1	4	2	2	2	1	18	11.7		
KENTUCKY	02/20/18	* 23	2-6	.333	0-0	.000	5-9	.556	2	3	5	6.1	2	1	1	4	0	9	11.6		
at Alabama	02/24/18	* 20	4-12	.333	0-0	.000	3-4	.750	5	2	7	6.1	4	1	0	0	0	11	11.6		
AUBURN	02/27/18	27	10-15	.667	0-0	.000	1-4	.250	4	6	10	6.2	1	2	3	7	0	21	11.9		
at Missouri	3-3-18	* 25	7-10	.700	0-0	.000	2-4	.500	1	3	4	6.2	3	0	1	4	1	16	12.1		
Totals		22	692	147-242	.607	0-0	.000	80-151	.530	67	124	191	6.2	104	23	33	68	19	374	12.1	

Games played: 31
Minutes/game: 22.3
Points/game: 12.1
FG Pct: 60.7
FT Pct: 53.0

Rebounds/game: 6.2
Assists/game: 0.7
Turnovers/game: 1.1
Assist/turnover ratio: 0.7
Steals/game: 0.6
Blocks/game: 2.2

PERSONAL BESTS »

POINTS

Season: 25 vs. Fresno State (11/17/17)

Career: 25 vs. Fresno State (11/17/17)

FIELD GOALS

Season: 10 vs. Auburn (02/27/18)

Career: 10 vs. Auburn (02/27/18)

FIELD GOALS ATTEMPTED

Season: 15 vs. Auburn (02/27/18)

Career: 15 vs. Auburn (02/27/18)

3-POINT FIELD GOALS

Season: --

Career: --

3-POINT FG ATTEMPTS

Season: --

Career: --

FREE THROWS MADE

Season: 7 (2x), last at Ole Miss (02/13/18)

Career: 7 (2x), last at Ole Miss (02/13/18)

FREE THROWS ATTEMPTS

Season: 10 (2x), last at Ole Miss (02/13/18)

Career: 10 (2x), last at Ole Miss (02/13/18)

REBOUNDS

Season: 12 vs. CSU Bakersfield (12/27/17)

Career: 12 vs. CSU Bakersfield (12/27/17)

ASSISTS

Season: 4 vs. Oral Roberts (12/19/17)

Career: 4 vs. Oral Roberts (12/19/17)

STEALS

Season: 2 (4x), last vs. Vanderbilt (02/10/18)

Career: 2 (4x), last vs. Vanderbilt (02/10/18)

BLOCKS

Season: 7 (2x), last vs. Auburn (02/27/18)

Career: 7 (2x), last vs. Auburn (02/27/18)

MINUTES

Season: 33 vs. Tennessee (12/30/17)

Career: 33 vs. Tennessee (12/30/17)

CAREER STATISTICS AT ARKANSAS »

			Total		3-Point		F-Throws		Rebounds											Scoring	
Season	gp-gs	min/avg	fg-fga	pct	fg-fga	pct	ft-fa	pct	off	def	tot	avg	pf	fo	ast	to	blk	stl	pts	avg	
2017-18	31-22	692/22.3	147-242	.607	0-0	.000	80-151	.530	67	124	191	6.2	104	3	23	33	68	19	374	12.1	
TOTAL	31-22	692/22.3	147-242	.607	0-0	.000	80-151	.530	67	124	191	6.2	104	3	23	33	68	19	374	12.1	

DARIOUSHALL



#20 | Freshman | Forward | 6-6 | 210 | Little Rock, Ark. | Mills Univ. Studies HS

HALL'S NEWS & NOTES »

- Recorded his first career double-double at Ole Miss, tying a career high with 14 points to go along with a career-high 11 rebounds and a career-high tying three assists.
- Set a career high in minutes played at Texas A&M with 35, scoring 13 points and seven rebounds, going a perfect 6-for-6 from the floor.
- Went 8-of-8 from the free throw line against Ole Miss, tying for the most on the team this year without a miss.
- Three-time All-State and All-Conference selection at Mills University Studies High School.
- 2017 5A State Tournament MVP, after leading the Comets to a state championship.
- Led the Comets to a 31-2 record, averaging 14.8 pts, 8.0 rbd, 2.0 assists and 1.8 steals per game as a senior.
- Tallied 26 double-figure scoring games, including 10 double-doubles.
- Ranked the No. 4 player in the state and the No. 50 power forward in the 2017 class by 247Sports.com.
- Earned a four-star rating by ESPN, and three starts from Rivals.com, 247Sports, Scout and Future150.com.

GAME-BY-GAME STATS »

#20 Darius Hall

Opponent	Date	gs	min	Total		3-Pointers		Free throws		Rebounds				pf	a	t/o	blk	stl	pts	avg
				fg-fga	pct	3fg-fga	pct	ft-fa	pct	off	def	tot	avg							
SAMFORD	11/10/17	12	14	1-4	.250	0-1	.000	1-2	.500	1	2	3	3.0	4	0	2	0	1	3	3.0
BUCKNELL	11/12/17	17	3-5	.600	0-0	.000	0-0	.000	1	3	4	3.5	3	0	3	2	1	6	4.5	
FRESNO STATE	11/17/17	14	0-2	.000	0-1	.000	0-1	.000	0	3	3	3.3	2	1	1	0	1	0	3.0	
vs Oklahoma	11/23/17	7	0-1	.000	0-0	.000	1-2	.500	0	1	1	2.8	1	0	0	0	1	1	2.5	
vs North Carolina	11/24/17	5	1-2	.500	0-0	.000	1-1	1.000	1	0	1	2.4	1	0	0	0	0	3	2.6	
vs UCONN	11/26/17	14	3-3	1.000	1-1	1.000	0-0	.000	0	6	6	3.0	3	0	2	0	0	7	3.3	
at Houston	12/02/17	3	0-0	.000	0-0	.000	0-0	.000	0	1	1	2.7	0	0	1	0	0	0	2.9	
COLORADO STATE	12/05/17	18	3-7	.429	2-4	.500	0-0	.000	0	3	3	2.8	1	0	2	0	0	8	3.5	
MINNESOTA	12/09/17	8	1-2	.500	0-0	.000	0-0	.000	0	2	2	2.7	2	0	0	0	0	2	3.3	
vs Troy	12/16/17	12	2-2	1.000	0-0	.000	0-0	.000	0	2	2	2.6	4	0	0	1	0	4	3.4	
ORAL ROBERTS	12/19/17	15	4-6	.667	1-2	.500	2-2	1.000	2	1	3	2.6	2	3	2	0	2	11	4.1	
CSU BAKERSFIELD	12/27/17	17	4-8	.500	1-4	.250	5-9	.556	2	1	3	2.7	4	1	2	0	1	14	4.9	
TENNESSEE	12/30/17	3	0-0	.000	0-0	.000	0-0	.000	0	0	0	2.5	0	0	3	0	1	0	4.5	
at Mississippi State	01/02/18	6	1-2	.500	0-0	.000	0-0	.000	1	2	3	2.5	1	0	0	0	0	2	4.4	
at Auburn	01/06/18	21	3-3	1.000	0-0	.000	1-2	.500	1	5	6	2.7	1	0	1	0	0	7	4.5	
LSU	01/10/18	21	1-7	.143	0-3	.000	3-4	.750	3	2	5	2.9	1	1	1	0	0	5	4.6	
MISSOURI	01/13/18	*	21	4-4	1.000	0-0	.000	2-4	.500	1	4	5	3.0	0	1	0	0	2	10	4.9
at Florida	01/17/18	18	2-6	.333	0-1	.000	0-2	.000	0	2	2	2.9	4	0	0	0	0	4	4.8	
OLE MISS	01/20/18	*	13	1-2	.500	1-1	1.000	8-8	1.000	2	1	3	2.9	4	0	2	0	0	11	5.2
at Georgia	01/23/18	*	23	3-5	.600	1-1	1.000	0-0	.000	1	2	3	3.0	0	0	1	0	0	7	5.3
OKLAHOMA STATE	01/27/18	*	14	1-2	.500	0-0	.000	0-2	.000	1	1	2	2.9	1	0	1	1	1	2	5.1
at Texas A&M	01/30/18	*	35	6-6	1.000	1-1	1.000	0-2	.000	0	7	7	3.1	2	1	4	1	2	13	5.5
at LSU	02/03/18	17	0-1	.000	0-0	.000	0-0	.000	1	3	4	3.1	0	0	0	0	0	2	5.3	
SOUTH CAROLINA	02/06/18	15	1-3	.333	0-0	.000	1-2	.500	1	1	2	3.1	1	0	1	1	1	3	5.2	
VANDERBILT	02/10/18	14	0-0	.000	0-0	.000	0-0	.000	0	2	2	3.0	5	1	1	0	0	0	5.0	
at Ole Miss	02/13/18	22	5-8	.625	3-4	.750	1-7	.143	5	6	11	3.3	3	3	1	0	0	14	5.3	
TEXAS A&M	02/17/18	17	0-2	.000	0-1	.000	2-2	1.000	1	6	7	3.5	3	1	0	0	0	2	5.2	
KENTUCKY	02/20/18	17	0-3	.000	0-1	.000	0-0	.000	0	1	1	3.4	2	1	0	1	0	0	5.0	
at Alabama	02/24/18	11	1-3	.333	0-1	.000	0-0	.000	0	0	0	3.3	1	1	1	0	0	2	4.9	
AUBURN	02/27/18	11	1-1	1.000	0-0	.000	0-0	.000	0	2	2	3.2	1	0	0	0	1	2	4.8	
at Missouri	3-3-18	9	1-4	.250	0-1	.000	0-0	.000	0	0	0	3.1	3	0	0	0	0	2	4.7	
Totals		5	450	53-104	.510	11-28	.393	30-56	.536	25	72	97	3.1	60	15	32	7	15	147	4.7

Games played: 31
Minutes/game: 14.5
Points/game: 4.7
FG Pct: 51.0
3FG Pct: 39.3
FT Pct: 53.6

Rebounds/game: 3.1
Assists/game: 0.5
Turnovers/game: 1.0
Assist/turnover ratio: 0.5
Steals/game: 0.5
Blocks/game: 0.2

PERSONAL BESTS »

POINTS

Season: 14 (2x), last at Ole Miss (02/13/18)

Career: 14 (2x), last at Ole Miss (02/13/18)

FIELD GOALS

Season: 6 at Texas A&M (01/30/18)

Career: 6 at Texas A&M (01/30/18)

FIELD GOALS ATTEMPTED

Season: 8 (2x), last at Ole Miss (02/13/18)

Career: 8 (2x), last at Ole Miss (02/13/18)

3-POINT FIELD GOALS

Season: 3 at Ole Miss (02/13/18)

Career: 3 at Ole Miss (02/13/18)

3-POINT FG ATTEMPTS

Season: 4 (3x), last at Ole Miss (02/13/18)

Career: 4 (3x), last at Ole Miss (02/13/18)

FREE THROWS MADE

Season: 8 vs. Ole Miss (01/20/18)

Career: 8 vs. Ole Miss (01/20/18)

FREE THROWS ATTEMPTS

Season: 9 vs. CSU Bakersfield (12/27/17)

Career: 9 vs. CSU Bakersfield (12/27/17)

REBOUNDS

Season: 11 at Ole Miss (02/13/18)

Career: 11 at Ole Miss (02/13/18)

ASSISTS

Season: 3 (2x), last at Ole Miss (02/13/18)

Career: 3 (2x), last at Ole Miss (02/13/18)

STEALS

Season: 2 (3x), last at Texas A&M (01/30/18)

Career: 2 (3x), last at Texas A&M (01/30/18)

BLOCKS

Season: 2 vs. Bucknell (11/12/17)

Career: 2 vs. Bucknell (11/12/17)

MINUTES

Season: 35 at Texas A&M (01/30/18)

Career: 35 at Texas A&M (01/30/18)

CAREER STATISTICS AT ARKANSAS »

Season	gp-gs	min/avg	Total		3-Point		F-Throws		Rebounds				Scoring					
			fg-fga	pct	fg-fga	pct	ft-fa	pct	off	def	tot	avg	pf	fo	ast	to	blk	stl
2017-18	31-5	450/14.5	53-104	.510	11-28	.393	30-56	.536	25	72	97	3.1	60	1	15	32	7	15
TOTAL	31-5	450/14.5	53-104	.510	11-28	.393	30-56	.536	25	72	97	3.1	60	1	15	32	7	15

GABE OSABUOHIE



#22 | Freshman | Forward | 6-8 | 219 | Toronto, Canada | Southwest Christian Academy

OSABUOHIE'S NEWS & NOTES »

- Pronounced oh-sah-BOY-en.
- Tied for the team lead in charges taken with eight out of Arkansas' 43 total.
- Ranked the No. 5 player in the state of Arkansas & the No. 63 small forward in the country by 247Sports.com.
- Averaged 11 pts, seven rebounds and four assists as a senior for Little Rock's Southwest Christian Academy.
- Helped lead high school team to a 31-2 record and appearance at the NACA National Championships.
- Averaged 12 points and eight rebounds as a junior and played AAU with Grassroots Canada, before joining Team Loaded North Carolina on the Adidas Circuit the last two seasons.

GAME-BY-GAME STATS »

#22 Gabe Osabuohe

Opponent	Date	gs	min	Total		3-Pointers		Free throws		Rebounds				pf	a	t/o	blk	stl	pts	avg
				fg-fga	pct	3fg-fga	pct	ft-fa	pct	off	def	tot	avg							
SAMFORD	11/10/17	10	1-2	.500	0-0	.000	0-2	.000	0	0	0	0.0	1	0	1	0	0	2	2.0	
BUCKNELL	11/12/17	11	1-4	.250	0-1	.000	0-0	.000	1	1	2	1.0	1	0	0	0	0	2	2.0	
FRESNO STATE	11/17/17	5	0-1	.000	0-1	.000	0-2	.000	1	0	1	1.0	2	0	0	0	0	0	1.3	
vs Oklahoma	11/23/17	dnp	-	-	-	-	-	-	-	-	-	-	-	-	-	-	-	-	-	
vs North Carolina	11/24/17	dnp	-	-	-	-	-	-	-	-	-	-	-	-	-	-	-	-	-	
vs UCONN	11/26/17	8	0-1	.000	0-0	.000	0-0	.000	1	2	3	1.5	0	1	1	0	1	0	1.0	
at Houston	12/02/17	dnp	-	-	-	-	-	-	-	-	-	-	-	-	-	-	-	-	-	
COLORADO STATE	12/05/17	8	2-2	1.000	0-0	.000	0-0	.000	1	2	3	1.8	4	0	1	0	0	4	1.6	
MINNESOTA	12/09/17	dnp	-	-	-	-	-	-	-	-	-	-	-	-	-	-	-	-	-	
vs Troy	12/16/17	2	1-1	1.000	0-0	.000	0-1	.000	0	2	2	1.8	0	1	0	0	0	2	1.7	
ORAL ROBERTS	12/19/17	5	0-0	.000	0-0	.000	0-0	.000	0	0	0	1.6	0	0	0	0	0	0	1.4	
CSU BAKERSFIELD	12/27/17	2	0-0	.000	0-0	.000	0-0	.000	0	0	0	1.4	0	1	0	1	0	0	1.3	
TENNESSEE	12/30/17	dnp	-	-	-	-	-	-	-	-	-	-	-	-	-	-	-	-	-	
at Mississippi State	01/02/18	dnp	-	-	-	-	-	-	-	-	-	-	-	-	-	-	-	-	-	
at Auburn	01/06/18	dnp	-	-	-	-	-	-	-	-	-	-	-	-	-	-	-	-	-	
LSU	01/10/18	dnp	-	-	-	-	-	-	-	-	-	-	-	-	-	-	-	-	-	
MISSOURI	01/13/18	dnp	-	-	-	-	-	-	-	-	-	-	-	-	-	-	-	-	-	
at Florida	01/17/18	dnp	-	-	-	-	-	-	-	-	-	-	-	-	-	-	-	-	-	
OLE MISS	01/20/18	dnp	-	-	-	-	-	-	-	-	-	-	-	-	-	-	-	-	-	
at Georgia	01/23/18	dnp	-	-	-	-	-	-	-	-	-	-	-	-	-	-	-	-	-	
OKLAHOMA STATE	01/27/18	dnp	-	-	-	-	-	-	-	-	-	-	-	-	-	-	-	-	-	
at Texas A&M	01/30/18	1	0-0	.000	0-0	.000	0-0	.000	0	0	0	1.2	0	0	0	0	0	0	1.1	
at LSU	02/03/18	dnp	-	-	-	-	-	-	-	-	-	-	-	-	-	-	-	-	-	
SOUTH CAROLINA	02/06/18	17	0-0	.000	0-0	.000	0-0	.000	1	3	4	1.5	3	2	2	0	0	0	1.0	
VANDERBILT	02/10/18	16	0-0	.000	0-0	.000	1-2	.500	0	2	2	1.5	1	0	2	1	0	1	1.0	
at Ole Miss	02/13/18	8	1-2	.500	0-0	.000	1-2	.500	0	3	3	1.7	3	0	0	0	0	3	1.2	
TEXAS A&M	02/17/18	15	3-6	.500	0-1	.000	0-1	.000	1	2	3	1.8	3	1	1	1	1	6	1.5	
KENTUCKY	02/20/18	10	1-2	.500	0-0	.000	0-0	.000	0	2	2	1.8	0	1	1	0	0	2	1.6	
at Alabama	02/24/18	3	0-1	.000	0-0	.000	0-0	.000	0	0	0	1.7	2	0	2	0	1	0	1.5	
AUBURN	02/27/18	2	0-0	.000	0-0	.000	0-0	.000	0	0	0	1.6	0	0	0	0	0	0	1.4	
at Missouri	3-3-18	dnp	-	-	-	-	-	-	-	-	-	-	-	-	-	-	-	-	-	
Totals		0	123	10-22	.455	0-3	.000	2-10	.200	6	19	25	1.6	20	7	11	3	3	22	1.4

Games played: 16
Minutes/game: 7.7
Points/game: 1.4
FG Pct: 45.5
3FG Pct: 0.0
FT Pct: 20.0

Rebounds/game: 1.6
Assists/game: 0.4
Turnovers/game: 0.7
Assist/turnover ratio: 0.6
Steals/game: 0.2
Blocks/game: 0.2

PERSONAL BESTS »

POINTS

Season: 6 vs. Texas A&M (02/17/18)

Career: 6 vs. Texas A&M (02/17/18)

FIELD GOALS

Season: 3 vs. Texas A&M (02/17/18)

Career: 3 vs. Texas A&M (02/17/18)

FIELD GOALS ATTEMPTED

Season: 6 vs. Texas A&M (02/17/18)

Career: 6 vs. Texas A&M (02/17/18)

3-POINT FIELD GOALS

Season: --

Career: --

3-POINT FG ATTEMPTS

Season: 1 (3x), last vs. Texas A&M (02/17/18)

Career: 1 (3x), last vs. Texas A&M (02/17/18)

FREE THROWS MADE

Season: 1 (2x), last at Ole Miss (02/13/18)

Career: 1 (2x), last at Ole Miss (02/13/18)

FREE THROWS ATTEMPTS

Season: 2 (4x), last at Ole Miss (02/13/18)

Career: 2 (4xx), last at Ole Miss (02/13/18)

REBOUNDS

Season: 4 vs. South Carolina (02/06/18)

Career: 4 vs. South Carolina (02/06/18)

ASSISTS

Season: 2 vs. South Carolina (02/06/18)

Career: 2 vs. South Carolina (02/06/18)

STEALS

Season: 1 (2x), last vs. Texas A&M (02/17/18)

Career: 1 (2x), last vs. Texas A&M (02/17/18)

BLOCKS

Season: 1 (3x), last vs. Texas A&M (02/17/18)

Career: 1 (3x), last vs. Texas A&M (02/17/18)

MINUTES

Season: 17 vs. South Carolina (02/06/18)

Career: 17 vs. South Carolina (02/06/18)

CAREER STATISTICS AT ARKANSAS »

			Total		3-Point		F-Throws		Rebounds											Scoring	
Season	gp-gs	min/avg	fg-fga	pct	fg-fga	pct	ft-fa	pct	off	def	tot	avg	pf	fo	ast	to	blk	stl	pts	avg	
2017-18	16-0	123/7.7	10-22	.455	0-3	.000	2-10	.200	6	19	25	1.6	20	0	7	11	3	3	22	1.4	
TOTAL	16-0	123/7.7	10-22	.455	0-3	.000	2-10	.200	6	19	25	1.6	20	0	7	11	3	3	22	1.4	

C.J. JONES

#23 | Sophomore | Guard | 6-5 | 175 | Birmingham, Ala. | Central Park Christian



JONES' NEWS & NOTES »

- 159 of his 264 career points have come from made 3-pointers.
- Has 10 double-figure scoring efforts through 31 games, after having two total last season in 21 games.
- Went 3-for-3 from deep at Alabama to finish with 13 points in his home state. It was his eighth game making three-plus three pointers this season.
- Has hit multiple three-pointers in 12 games this season, including eight games of three-plus.
- In the seven-game stretch prior to Christmas, Jones hit three-plus three-pointers six times, including two efforts of five makes.
- Had a career-high five rebounds against Bucknell, to go along with seven points and one assist.
- After having six assists last season, Jones has 14 through 31 games this year.
- Played in 21 games as a freshman, averaging 2.4 points per contest.

GAME-BY-GAME STATS »

#23 C.J. Jones

Opponent	Date	gs	min	Total		3-Pointers		Free throws		Rebounds			pf	a	t/o	blk	stl	pts	avg	
				fg	fga	pct	3fg	3fga	pct	ft	fta	pct	off	def	tot	avg				
SAMFORD	11/10/17	21	4-7	.571	2-5	.400	0-0	.000	0	3	3	3.0	0	1	0	0	1	10	10.0	
BUCKNELL	11/12/17	20	3-8	.375	0-1	.000	1-1	1.000	0	5	5	4.0	0	1	0	0	1	7	8.5	
FRESNO STATE	11/17/17	16	3-6	.500	0-2	.000	0-0	.000	0	2	2	3.3	0	1	0	0	0	6	7.7	
vs Oklahoma	11/23/17	10	1-4	.250	0-2	.000	0-0	.000	0	1	1	2.8	1	0	1	0	0	2	6.3	
vs North Carolina	11/24/17	26	4-11	.364	4-10	.400	0-0	.000	0	2	2	2.6	1	0	0	0	1	12	7.4	
vs UCONN	11/26/17	21	5-8	.625	3-6	.500	6-6	1.000	0	1	1	2.3	1	1	0	0	1	19	9.3	
at Houston	12/02/17	20	4-9	.444	3-6	.500	0-0	.000	0	3	3	2.4	2	0	1	0	0	11	9.6	
COLORADO STATE	12/05/17	23	7-9	.778	3-5	.600	2-2	1.000	0	1	1	2.3	1	2	0	0	0	19	10.8	
MINNESOTA	12/09/17	15	5-7	.714	5-7	.714	0-0	.000	0	1	1	2.1	3	0	1	0	0	15	11.2	
vs Troy	12/16/17	17	2-5	.400	0-3	.000	2-2	1.000	0	2	2	2.1	0	1	1	1	1	6	10.7	
ORAL ROBERTS	12/19/17	19	5-10	.500	5-8	.625	0-0	.000	0	2	2	2.1	2	2	1	2	0	15	11.1	
CSU BAKERSFIELD	12/27/17	20	1-6	.167	1-5	.200	1-2	.500	0	2	2	2.1	1	0	1	0	1	4	10.5	
TENNESSEE	12/30/17	13	1-6	.167	0-3	.000	0-2	.000	1	2	3	2.2	1	0	0	1	0	2	9.8	
at Mississippi State	01/02/18	10	0-2	.000	0-0	.000	0-0	.000	0	1	1	2.1	2	0	1	0	0	0	9.1	
at Auburn	01/06/18	3	1-3	.333	0-2	.000	0-0	.000	1	0	1	2.0	0	2	0	0	0	2	8.7	
LSU	01/10/18	14	2-6	.333	0-3	.000	0-0	.000	0	0	0	1.9	2	0	1	0	0	4	8.4	
MISSOURI	01/13/18	12	0-3	.000	0-0	.000	0-0	.000	0	0	0	1.8	0	0	0	0	0	0	7.9	
at Florida	01/17/18	21	2-6	.333	2-5	.400	0-0	.000	0	0	0	1.7	1	0	0	0	0	6	7.8	
OLE MISS	01/20/18	15	4-7	.571	3-5	.600	0-0	.000	0	2	2	1.7	0	0	0	2	0	11	7.9	
at Georgia	01/23/18	14	1-3	.333	1-2	.500	2-2	1.000	0	1	1	1.7	1	0	0	0	0	5	7.8	
OKLAHOMA STATE	01/27/18	10	2-3	.667	2-3	.667	0-0	.000	0	0	0	1.6	2	0	0	0	0	6	7.7	
at Texas A&M	01/30/18	4	0-1	.000	0-1	.000	0-0	.000	0	0	0	1.5	0	0	0	0	0	0	7.4	
at LSU	02/03/18	7	0-3	.000	0-1	.000	0-0	.000	0	0	0	1.4	0	1	0	0	0	0	7.0	
SOUTH CAROLINA	02/06/18	19	3-6	.500	0-3	.000	1-1	1.000	0	4	4	1.5	0	1	0	0	0	7	7.0	
VANDERBILT	02/10/18	15	2-5	.400	0-2	.000	0-0	.000	0	1	1	1.5	1	0	0	0	0	4	6.9	
at Ole Miss	02/13/18	13	1-6	.167	0-4	.000	0-0	.000	0	1	1	1.5	0	0	1	0	1	2	6.7	
TEXAS A&M	02/17/18	18	5-7	.714	1-2	.500	2-3	.667	1	1	2	1.5	1	0	0	0	1	13	7.0	
KENTUCKY	02/20/18	9	0-4	.000	0-3	.000	0-0	.000	0	0	0	1.5	1	1	0	0	0	0	6.7	
at Alabama	02/24/18	18	5-7	.714	3-3	1.000	0-0	.000	0	0	0	1.4	1	0	1	0	0	13	6.9	
AUBURN	02/27/18	19	3-5	.600	2-3	.667	0-0	.000	0	2	2	1.4	1	0	0	0	1	8	7.0	
at Missouri	3-3-18	7	1-2	.500	1-2	.500	1-1	1.000	0	2	2	1.5	2	0	1	0	0	4	6.9	
Totals		0	469	77-175	.440	41-107	.383	18-22	.818	3	42	45	1.5	28	14	13	4	8	213	6.9

Games played: 31
Minutes/game: 15.1
Points/game: 6.9
FG Pct: 44.0
3FG Pct: 38.3
FT Pct: 81.8

Rebounds/game: 1.5
Assists/game: 0.5
Turnovers/game: 0.4
Assist/turnover ratio: 1.1
Steals/game: 0.3
Blocks/game: 0.1

PERSONAL BESTS »

POINTS

Season: 19 (2x), last vs. Colorado State (12/05/17)
Career: 19 (2x), last vs. Colorado State (12/05/17)

FIELD GOALS

Season: 7 vs. Colorado State (12/05/17)
Career: 7 vs. Colorado State (12/05/17)

FIELD GOALS ATTEMPTED

Season: 11 vs. North Carolina (11/24/17)
Career: 11 vs. North Carolina (11/24/17)

3-POINT FIELD GOALS

Season: 5 (2x), last vs. Oral Roberts (12/19/17)
Career: 5 (2x), last vs. Oral Roberts (12/19/17)

3-POINT FG ATTEMPTS

Season: 10 vs. North Carolina (11/24/17)
Career: 10 vs. North Carolina (11/24/17)

FREE THROWS MADE

Season: 6 vs. UConn (11/26/17)
Career: 6 vs. UConn (11/26/17)

FREE THROWS ATTEMPTS

Season: 6 vs. UConn (11/26/17)
Career: 6 vs. UConn (11/26/17)

REBOUNDS

Season: 5 vs. Bucknell (11/12/17)
Career: 5 vs. Bucknell (11/12/17)

ASSISTS

Season: 2 (3x), last at Auburn (01/06/18)
Career: 2 (4x), last at Auburn (01/06/18)

STEALS

Season: 1 (8x), last vs. Auburn (02/27/18)
Career: 1 (9x), last vs. Auburn (02/27/18)

BLOCKS

Season: 2 vs. Oral Roberts (12/19/17)
Career: 3 vs. Austin Peay (12/03/16)

MINUTES

Season: 26 vs. North Carolina (11/24/17)
Career: 26 vs. North Carolina (11/24/17)

CAREER STATISTICS AT ARKANSAS »

Season	gp-gs	min/avg	Total fg-fga	pct	3-Point fg-fga	pct	F-Throws ft-fa	pct	Rebounds off def tot	avg	pf	fo	ast	to	blk	stl	Scoring pts	avg
2016-17	21-0	126/6.0	17-36	.472	12-24	.500	5-7	.714	0	13	13	0.6	11	0	6	4	51	2.4
2017-18	31-0	469/15.1	77-175	.440	41-107	.383	18-22	.818	3	42	45	1.5	28	0	14	13	213	6.9
TOTAL	52-0	595/11.4	94-211	.445	53-131	.405	23-29	.793	3	55	58	1.1	39	0	20	17	264	5.1

ANTON BEARD



#31 | Senior | Guard | 6-0 | 185 | North Little Rock, Ark. | North Little Rock HS

BEARD'S NEWS & NOTES »

- Has pulled down three-plus rebounds in 18 of the last 32 games, dating back to last year.
- Second on the team with 18 three-plus assist games this season.
- Has finished in double figures 18 out of 31 games this season, including 10 games of 10+ points and 3+ rebs.
- Scored in double figures five straight games to start the season, six times dating back to last season, for the longest streak in his career.
- Started 11 of 36 games played as a junior, averaging 7.2 points, 2.1 rebounds and 1.9 assists per game.
- Scored in double-figures in 15 games last year, including a season-high 18 at Georgia.
- Played 20 minutes in the second round of the NCAA Tournament against No. 1 North Carolina, scoring 10 points and adding three assists.

GAME-BY-GAME STATS »

#31 Anton Beard

Opponent	Date	gs	min	Total		3-Pointers		Free throws		Rebounds				pf	a	t/o	blk	stl	pts	avg	
				fg	fga	pct	3fg	3fga	pct	ft	fta	pct	off								def
SAMFORD	11/10/17	*	26	5-10	.500	1-3	.333	3-3	1.000	1	1	2	2.0	1	6	2	0	1	14	14.0	
BUCKNELL	11/12/17	*	28	3-9	.333	0-3	.000	5-5	1.000	1	1	2	2.0	2	1	2	0	2	11	12.5	
FRESNO STATE	11/17/17	*	28	5-9	.556	1-3	.333	4-6	.667	0	3	3	2.3	3	3	0	0	1	15	13.3	
vs Oklahoma	11/23/17	*	35	4-12	.333	0-1	.000	6-6	1.000	1	2	3	2.5	2	3	3	0	1	14	13.5	
vs North Carolina	11/24/17	*	38	4-15	.267	2-6	.333	0-0	.000	0	3	3	2.6	3	4	3	0	1	10	12.8	
vs UCONN	11/26/17	*	27	2-6	.333	1-3	.333	4-4	1.000	1	3	4	2.8	2	4	1	0	0	9	12.2	
at Houston	12/02/17	*	33	4-10	.400	2-5	.400	3-5	.600	0	2	2	2.7	2	3	1	0	1	13	12.3	
COLORADO STATE	12/05/17	*	26	3-8	.375	1-4	.250	2-2	1.000	1	2	3	2.8	3	2	0	0	2	9	11.9	
MINNESOTA	12/09/17	*	31	4-9	.444	1-3	.333	1-2	.500	0	3	3	2.8	3	6	2	0	0	10	11.7	
vs Troy	12/16/17	*	28	5-10	.500	1-5	.200	0-0	.000	0	2	2	2.7	2	2	2	0	1	11	11.6	
ORAL ROBERTS	12/19/17	*	29	5-8	.625	2-3	.667	2-4	.500	3	1	4	2.8	3	4	1	0	2	14	11.8	
CSU BAKERSFIELD	12/27/17	*	26	4-12	.333	3-8	.375	4-4	1.000	1	2	3	2.8	3	1	1	1	0	15	12.1	
TENNESSEE	12/30/17	*	42	3-7	.429	2-3	.667	2-3	.667	0	4	4	2.9	5	1	2	0	1	10	11.9	
at Mississippi State	01/02/18	*	29	4-7	.571	1-2	.500	0-0	.000	0	1	1	2.8	2	3	2	0	2	9	11.7	
at Auburn	01/06/18	*	26	5-12	.417	1-5	.200	0-0	.000	0	1	1	2.7	4	1	1	0	0	11	11.7	
LSU	01/10/18	*	33	1-6	.167	0-2	.000	0-0	.000	0	0	0	2.5	3	1	0	0	0	2	11.1	
MISSOURI	01/13/18	*	31	4-9	.444	2-5	.400	1-2	.500	0	2	2	2.5	3	1	2	0	0	11	11.1	
at Florida	01/17/18	*	13	1-6	.167	0-1	.000	0-0	.000	1	0	1	2.4	1	3	0	0	0	2	10.6	
OLE MISS	01/20/18	*	30	2-8	.250	1-4	.250	2-2	1.000	0	2	2	2.4	2	5	1	0	2	7	10.4	
at Georgia	01/23/18	*	38	3-6	.500	1-3	.333	1-1	1.000	2	2	4	2.5	4	4	1	0	0	8	10.3	
OKLAHOMA STATE	01/27/18	*	36	2-11	.182	0-6	.000	0-1	.000	0	4	4	2.5	2	6	0	1	0	4	10.0	
at Texas A&M	01/30/18	*	25	2-9	.222	1-4	.250	2-4	.500	2	1	3	2.5	2	2	3	0	1	7	9.8	
at LSU	02/03/18	*	30	3-4	.750	0-1	.000	5-5	1.000	0	4	4	2.6	4	3	2	0	2	11	9.9	
SOUTH CAROLINA	02/06/18	*	22	2-5	.400	0-1	.000	1-2	.500	0	0	0	2.5	2	2	1	0	1	5	9.7	
VANDERBILT	02/10/18	*	30	3-6	.500	1-3	.333	0-0	.000	0	4	4	2.6	2	3	0	0	1	7	9.6	
at Ole Miss	02/13/18	*	30	5-10	.500	3-4	.750	0-0	.000	0	3	3	2.6	1	1	1	0	1	13	9.7	
TEXAS A&M	02/17/18	*	27	2-8	.250	1-3	.333	0-2	.000	0	1	1	2.5	1	5	1	0	0	5	9.5	
KENTUCKY	02/20/18	*	32	5-9	.556	3-6	.500	0-0	.000	0	2	2	2.5	3	5	3	0	1	13	9.6	
at Alabama	02/24/18	*	32	1-5	.200	1-3	.333	2-4	.500	0	1	1	2.4	3	1	1	0	1	5	9.5	
AUBURN	02/27/18	*	32	2-6	.333	1-3	.333	6-9	.667	0	4	4	2.5	3	5	2	0	1	11	9.5	
at Missouri	3-3-18	*	35	4-8	.500	1-2	.500	2-2	1.000	2	3	5	2.6	2	2	1	0	0	11	9.6	
Totals			31	928	102-260	.392	35-108	.324	58-78	.744	16	64	80	2.6	78	93	42	2	26	297	9.6

Games played: 31
Minutes/game: 29.9
Points/game: 9.6
FG Pct: 39.2
3FG Pct: 32.4

Rebounds/game: 2.6
Assists/game: 3.0
Turnovers/game: 1.4
Assist/turnover ratio: 2.2
Steals/game: 0.8

PERSONAL BESTS »

POINTS

Season: 15 (2x), last vs. CSU Bakersfield (12/27/17)
Career: 18 at Georgia (01/23/16)

FIELD GOALS

Season: 5 (7x), last vs. Kentucky (02/20/18)
Career: 6 at Tennessee (01/03/17)

FIELD GOALS ATTEMPTED

Season: 15 vs. North Carolina (11/24/17)
Career: 15 vs. North Carolina (11/24/17)

3-POINT FIELD GOALS

Season: 3 (3x), last vs. Kentucky (02/20/18)
Career: 4 at Ole Miss (02/14/15)

3-POINT FG ATTEMPTS

Season: 8 vs. CSU Bakersfield (12/27/17)
Career: 8 vs. CSU Bakersfield (12/27/17)

FREE THROWS MADE

Season: 6 (2x), last vs. Auburn (02/27/18)
Career: 7 at Georgia (01/23/16)

FREE THROWS ATTEMPTS

Season: 9 vs. Auburn (02/27/18)
Career: 9 (2x), last vs. Auburn (02/27/18)

REBOUNDS

Season: 5 at Missouri (03/03/17)
Career: 7 vs. Delaware State (11/21/15)

ASSISTS

Season: 6 (3x), last vs. Oklahoma State (01/27/18)
Career: 7 vs. LSU (01/21/17)

STEALS

Season: 2 (6x), last at LSU (02/04/18)
Career: 5 vs. Milwaukee (12/22/14)

BLOCKS

Season: 1 (2x), last vs. Oklahoma State (01/27/18)
Career: 1 (4x), last vs. Oklahoma State (01/27/18)

MINUTES

Season: 42 vs. Tennessee (12/30/17)
Career: 42 vs. Tennessee (12/30/17)

CAREER STATISTICS AT ARKANSAS »

			Total		3-Point		F-Throws		Rebounds											Scoring	
Season	gp-gs	min/avg	fg-fga	pct	fg-fga	pct	ft-fa	pct	off	def	tot	avg	pf	fo	ast	to	blk	stl	pts	avg	
2014-15	35-16	662/18.9	66-172	.384	31-88	.352	35-55	.636	31	36	67	1.9	84	4	53	32	0	35	198	5.7	
2015-16	23-1	481/20.9	57-164	.348	19-66	.288	27-42	.643	13	40	53	2.3	53	2	41	17	2	24	160	7.0	
2016-17	36-11	755/21.0	86-213	.404	32-90	.356	56-75	.747	29	46	75	2.1	69	2	70	37	1	39	260	7.2	
2017-18	31-31	928/29.9	102-260	.392	35-108	.324	58-78	.744	16	64	80	2.6	78	1	93	42	2	26	297	9.6	
TOTAL	125-59	2826/22.6	311-809	.384	117-352	.332	176-250	.704	89	186	275	2.2	284	9	257	128	5	124	915	7.3	

GAME

1

Arkansas vs Samford

Nov. 10, 2017 at 7 p.m. at Fayetteville, Ark. (Bud Walton Arena)

Samford 56 • 0-1

#	Player	Total		3-Ptr	Rebounds			PF	TP	A	TO	Blk	Stl	Min
		FG-FGA	FG-FGA		Off	Def	Tot							
20	Alex Thompson	f	4-11	2-9	0-0	0	2	2	3	10	1	2	0	25
33	Wyatt Walker	c	2-7	0-0	0-0	2	2	4	3	4	0	2	0	15
00	Christen Cunningham	g	3-7	1-2	0-0	1	2	3	0	7	1	4	0	28
03	Josh Sharkey	g	2-7	0-1	2-3	1	2	3	6	4	6	0	2	24
22	D Denzel-Dyson	g	2-6	1-4	3-4	1	1	2	1	8	1	2	0	21
01	Kevin Nolan		1-2	1-2	0-0	0	1	1	0	3	0	0	0	5
02	Justin Coleman		2-8	1-4	1-2	1	1	2	2	6	3	1	0	23
04	Triston Chambers		2-5	2-5	0-0	1	0	1	2	6	0	0	0	19
13	Eric Adams		1-2	0-0	0-0	1	2	3	3	2	0	1	1	9
15	Stefan Lakic		0-3	0-2	2-2	1	0	1	0	2	0	0	0	10
24	Gerald Smith		0-0	0-0	0-0	0	0	0	0	0	1	0	0	1
55	Alex Peters		1-3	0-0	0-4	2	2	4	3	2	1	1	0	20
Team						4	2	6						
Totals			20-61	8-29	8-15	15	17	32	20	56	12	19	1	6 200
FG % 1st Half:		7-26	26.9%	2nd half:	13-35	37.1%	Game:	20-61	32.8%	Deadball Rebounds				
3FG % 1st Half:		2-12	16.7%	2nd half:	6-17	35.3%	Game:	8-29	27.6%	4,3				
FT % 1st Half:		3-4	75.0%	2nd half:	5-11	45.5%	Game:	8-15	53.3%					

Arkansas 95 • 1-0

#	Player	Total		3-Ptr	Rebounds			PF	TP	A	TO	Blk	Stl	Min
		FG-FGA	FG-FGA		Off	Def	Tot							
01	Trey Thompson	f	4-4	0-0	0-0	1	7	8	2	8	3	0	0	1 25
02	Adrio Bailey	f	7-8	0-0	1-1	2	4	6	0	15	1	3	2	1 25
00	Jaylen Barford	g	5-11	2-5	4-5	0	4	4	3	16	6	2	1	1 29
04	Daryl Macon	g	5-9	4-7	2-2	0	3	3	2	16	8	1	0	2 30
31	Anton Beard	g	5-10	1-3	3-3	1	1	2	1	14	6	2	0	1 26
10	Daniel Gafford		4-6	0-0	2-5	2	2	4	5	10	2	0	3	0 17
14	JT Plummer		0-0	0-0	0-0	0	0	0	0	0	0	0	0	0 2
15	Jonathan Holmes		0-2	0-1	1-2	0	0	1	0	1	1	0	0	0 3
20	Darius Hall		1-4	0-1	1-2	1	2	3	4	3	0	2	0	1 12
22	Gabe Osabuohien		1-2	0-0	0-2	0	0	0	1	2	0	1	0	0 10
23	C.J. Jones		4-7	2-5	0-0	0	3	3	0	10	1	0	0	0 21
Team						0	1	1						
Totals			36-63	9-22	14-22	7	28	35	18	95	28	11	6	7 200
FG % 1st Half:		18-30	60.0%	2nd half:	18-33	54.5%	Game:	36-63	57.1%	Deadball Rebounds				
3FG % 1st Half:		7-13	53.8%	2nd half:	2-9	22.2%	Game:	9-22	40.9%	8,1				
FT % 1st Half:		4-6	66.7%	2nd half:	10-16	62.5%	Game:	14-22	63.6%					

Officials: Tony Greene, K.B. Burdette Jr., Nathan Bemis
Technical fouls: Samford-None. Arkansas-None.
Attendance: 13407
Estimated Actual Attendance: 8,054
Fouled Out: Arkansas, #10, Gafford (1:35, 2H)

Score by periods	1st	2nd	Total	Points	In Paint	Off T/O	2nd Chance	Fast Break	Bench
Samford	19	37	56	SAM	20	14	17	7	19
Arkansas	47	48	95	AR	44	35	7	19	26

Last FG - SAM 2nd-00:34, AR 2nd-00:01.
Largest lead - SAM by 1 1st-16:52, AR by 44 2nd-12:09.
SAM led for 00:07. AR led for 38:45. Game was tied for 01:08.

Score tied - 1 time.
Lead changed - 2 times.

GAME

3

Arkansas vs Fresno State

Nov. 17, 2017 at 7 p.m. at Fayetteville, Ark. (Bud Walton Arena)

Fresno State 75 • 2-1

#	Player	Total		3-Ptr	Rebounds			PF	TP	A	TO	Blk	Stl	Min
		FG-FGA	FG-FGA		Off	Def	Tot							
11	BRYSON WILLIAMS	f	11-15	0-0	0-1	5	4	9	5	22	2	3	0	1 32
34	TRELL CARTER II	c	2-5	0-0	1-3	2	0	2	4	5	0	1	0	0 13
01	JARON HOPKINS	g	4-8	0-0	1-5	1	9	10	4	9	5	3	1	2 38
21	DESHON TAYLOR	g	4-14	1-5	10-10	0	4	4	2	19	1	3	0	0 33
22	RAY BOWLES	g	1-8	0-3	1-2	2	3	5	2	3	2	1	0	1 29
03	JOHNNY MCWILLIAMS		0-0	0-0	0-0	0	0	0	0	0	0	0	0	0 4
05	JAHEMEL TAYLOR		4-7	4-7	0-0	0	1	1	4	12	0	2	0	1 28
20	SAM BITTNER		1-2	1-1	0-0	1	3	4	4	3	1	1	0	0 16
32	NATE GRIMES		1-2	0-0	0-1	1	3	4	4	2	0	1	1	0 11
Team						0	1	1						
Totals			28-61	6-16	13-22	12	28	40	29	75	11	16	2	5 200
FG % 1st Half:		9-29	31.0%	2nd half:	19-32	59.4%	Game:	28-61	45.9%	Deadball Rebounds				
3FG % 1st Half:		2-8	25.0%	2nd half:	4-8	50.0%	Game:	6-16	37.5%	4				
FT % 1st Half:		5-10	50.0%	2nd half:	8-12	66.7%	Game:	13-22	59.1%					

Arkansas 83 • 3-0

#	Player	Total		3-Ptr	Rebounds			PF	TP	A	TO	Blk	Stl	Min
		FG-FGA	FG-FGA		Off	Def	Tot							
01	Trey Thompson	f	1-2	0-0	1-3	1	0	1	4	3	0	4	0	0 10
02	Adrio Bailey	f	1-2	0-0	3-4	2	3	5	3	5	3	0	2	0 28
00	Jaylen Barford	g	5-13	2-4	6-8	3	4	7	3	18	5	2	0	0 35
04	Daryl Macon	g	3-10	1-3	4-4	1	1	2	1	11	1	3	1	1 34
31	Anton Beard	g	5-9	1-3	4-6	0	3	3	3	15	3	0	0	1 28
10	Daniel Gafford		9-11	0-0	7-10	0	8	8	3	25	1	1	3	2 30
20	Darius Hall		0-2	0-1	0-1	0	3	3	2	0	1	1	0	1 14
22	Gabe Osabuohien		0-1	0-1	0-2	1	0	1	2	0	0	0	0	0 5
23	C.J. Jones		3-6	0-2	0-0	0	2	2	0	6	1	0	0	0 16
Team						1	0	1						
Totals			27-56	4-14	25-38	9	24	33	21	83	15	11	6	5 200
FG % 1st Half:		12-27	44.4%	2nd half:	15-29	51.7%	Game:	27-56	48.2%	Deadball Rebounds				
3FG % 1st Half:		3-9	33.3%	2nd half:	1-5	20.0%	Game:	4-14	28.6%	5,2				
FT % 1st Half:		12-17	70.6%	2nd half:	13-21	61.9%	Game:	25-38	65.8%					

Officials: Doug Simmons, Peter Juzenas, Robert Felder
Technical fouls: Fresno State-None. Arkansas-None.
Attendance: 15051
Estimated Actual Attendance: 12,227
Fouled Out: Fresno State #11, Williams (1:32, 2H)

Score by periods	1st	2nd	Total	Points	In Paint	Off T/O	2nd Chance	Fast Break	Bench
Fresno State	25	50	75	FS	36	11	14	9	17
Arkansas	39	44	83	AR	40	20	13	12	31

Last FG - FS 2nd-00:06, AR 2nd-00:30.
Largest lead - FS by 6 1st-17:50, AR by 19 2nd-10:32.
FS led for 04:42. AR led for 35:05. Game was tied for 00:13.

Score tied - 0 times.
Lead changed - 1 time.

GAME

2

Arkansas vs Bucknell

Nov. 12, 2017 at 5 p.m. at Fayetteville, Ark. (Bud Walton Arena)

Bucknell 73 • 0-2

#	Player		Total		3-Ptr	Rebounds			PF	TP	A	TO	Blk	Stl	Min
			FG-FGA	FG-FGA	FT-FTA	Off	Def	Tot							
23	Zach Thomas	f	7-13	5-7	5-9	3	7	10	1	24	3	4	1	0	30
20	Nana Foulland	c	7-12	0-0	3-6	2	1	3	4	17	0	3	0	0	30
01	Kimbal Mackenzie	g	1-5	1-3	0-0	0	0	0	2	3	1	1	0	0	13
02	Stephen Brown	g	5-9	1-3	2-2	0	2	2	1	13	9	3	0	0	28
11	Avi Toomer	g	3-7	2-5	0-0	0	1	1	4	8	0	2	0	1	25
00	Paul Newman		0-0	0-0	0-0	0	1	1	0	0	0	1	0	0	2
03	Jimmy Sotos		2-4	1-3	0-1	0	0	0	3	5	1	0	0	0	16
04	Nate Sestina		0-2	0-1	0-0	2	2	4	2	0	0	1	0	0	14
05	Jordan Sechan		0-1	0-1	0-0	0	0	0	0	0	0	0	0	0	1
12	John Meeks		0-0	0-0	0-0	0	1	1	0	0	0	0	0	0	5
13	Bruce Moore		0-2	0-1	0-0	0	0	0	2	0	0	0	2	1	15
14	Ben Robertson		0-0	0-0	0-0	0	0	0	1	0	0	2	0	0	1
15	Nate Jones		1-3	1-3	0-0	0	0	0	1	3	1	0	0	0	13
22	Matt O'Reilly		0-0	0-0	0-0	0	0	0	0	0	0	0	0	0	3
Team						3	0	3				1			
Totals			26-58	11-27	10-18	10	15	25	21	73	15	18	3	3	200
FG % 1st Half: 12-32			37.5%	2nd half: 14-26	53.8%	Game: 26-58			44.8%	Deadball Rebounds					
3FG % 1st Half: 6-16			37.5%	2nd half: 5-11	45.5%	Game: 11-27			40.7%	3,2					
FT % 1st Half: 4-8			50.0%	2nd half: 6-10	60.0%	Game: 10-18			55.6%						

GAME 5 Arkansas vs No. 9 North Carolina Nov. 24, 2017 at 12:30 p.m. at Portland, Ore. (Memorial Coliseum)

North Carolina 87 • 5-0

#	Player	Total		3-Ptr	Rebounds			PF	TP	A	TO	Blk	Stl	Min
		FG-FGA	FG-FGA		Off	Def	Tot							
15	Garrison Brooks	f	2-6	0-0	0-0	1	2	3	0	4	0	0	1	19
32	Luke Maye	f	11-16	4-5	2-4	5	11	16	2	28	5	5	1	34
01	Theo Pinson	g	3-6	0-1	3-4	1	3	4	3	9	2	5	3	33
02	Joel Berry II	g	3-12	0-1	7-8	0	2	2	2	13	4	0	1	34
24	Kenny Williams	g	7-12	3-5	2-2	0	8	8	3	19	1	2	1	35
00	Seventh Woods		0-2	0-1	0-0	0	1	1	1	0	1	0	0	6
03	Andrew Platek		1-2	0-1	0-0	0	0	0	0	2	2	0	1	7
04	Brandon Robinson		2-4	0-0	1-1	2	4	6	2	5	0	0	0	15
05	Jalek Felton		1-2	1-2	0-0	0	0	0	0	3	1	0	0	6
21	Sterling Manley		1-1	0-0	2-2	0	2	2	0	4	0	2	0	8
42	Brandon Huffman		0-0	0-0	0-0	0	0	0	0	0	0	0	0	3
Team						2	2	4						
Totals			31-63	8-16	17-21	11	35	46	13	87	16	14	7	200
FG % 1st Half: 13-27		48.1%	2nd half: 18-36		50.0%	Game: 31-63		49.2%	Deadball Rebounds					
3FG % 1st Half: 4-8		50.0%	2nd half: 4-8		50.0%	Game: 8-16		50.0%						
FT % 1st Half: 7-11		63.6%	2nd half: 10-10		100.0	Game: 17-21		81.0%						

Arkansas 68 • 4-1

#	Player	Total		3-Ptr	Rebounds			PF	TP	A	TO	Blk	Stl	Min
		FG-FGA	FG-FGA		Off	Def	Tot							
01	Trey Thompson	f	2-3	0-0	0-0	1	1	2	2	4	2	0	1	26
02	Adrio Bailey	f	2-5	0-0	0-0	1	3	4	1	4	0	0	5	18
00	Jaylen Barford	g	9-17	2-6	1-1	0	3	3	4	21	2	3	1	27
04	Daryl Macon	g	2-11	1-5	2-2	0	1	1	0	7	2	1	0	23
31	Anton Beard	g	4-15	2-6	0-0	0	3	3	3	10	4	3	0	38
10	Daniel Gafford		2-4	0-0	1-2	2	4	6	4	5	0	0	2	15
13	Dustin Thomas		1-4	0-0	0-0	2	2	4	3	2	0	2	0	22
20	Darius Hall		1-2	0-0	1-1	1	0	1	1	3	0	0	0	5
23	C.J. Jones		4-11	4-10	0-0	0	2	2	1	12	0	0	0	26
Team						2	2	4						
Totals			27-72	9-27	5-8	9	21	30	19	68	10	9	9	200
FG % 1st Half: 10-31		32.3%	2nd half: 17-41		41.5%	Game: 27-72		37.5%	Deadball Rebounds					
3FG % 1st Half: 4-11		36.4%	2nd half: 5-16		31.3%	Game: 9-27		33.3%						
FT % 1st Half: 2-4		50.0%	2nd half: 3-4		75.0%	Game: 5-8		62.5%						

Officials: Roger Ayers, Randy McCall, A.J. DeSai
Technical fouls: North Carolina-None. Arkansas-None.
Attendance:

Score by periods	1st	2nd	Total								
North Carolina	37	50	87	Points	In	Off	2nd	Fast	Bench		
Arkansas	26	42	68	AR	Paint	T/O	Chance	Break	14		

Last FG - NC 2nd-00:44, AR 2nd-03:32.
Largest lead - NC by 19 2nd-00:24, AR by 6 1st-15:05.
NC led for 31:21. AR led for 07:25. Game was tied for 01:14.

GAME 6 Arkansas vs UConn Nov. 26, 2017 at 2:44 p.m. at Portland, Ore. (Moda Center)

Arkansas 102 • 5-1

#	Player	Total		3-Ptr	Rebounds			PF	TP	A	TO	Blk	Stl	Min
		FG-FGA	FG-FGA		Off	Def	Tot							
00	Jaylen Barford	*	9-12	4-5	2-2	0	4	4	0	24	3	2	0	27
01	Trey Thompson	*	0-1	0-0	1-2	0	3	3	1	1	5	0	0	19
02	Adrio Bailey	*	4-7	0-0	0-1	2	2	4	2	8	0	0	1	24
04	Daryl Macon	*	5-9	2-4	4-6	0	3	3	1	16	2	1	0	26
31	Anton Beard	*	2-6	1-3	4-4	1	3	4	2	9	4	1	0	27
10	Daniel Gafford		3-4	0-0	3-6	1	4	5	5	9	0	3	0	14
13	Dustin Thomas		1-2	0-0	5-6	1	3	4	2	7	0	2	0	15
14	JT Plummer		0-0	0-0	0-0	0	0	0	0	0	0	0	0	1
15	Jonathan Holmes		1-2	0-0	0-0	1	0	1	0	2	0	1	0	4
20	Darius Hall		3-3	1-1	0-0	0	6	6	3	7	0	2	0	14
22	Gabe Osabuohien		0-1	0-0	0-0	1	2	3	0	0	1	1	0	8
23	C.J. Jones		5-8	3-6	6-6	0	1	1	1	19	1	0	0	21
Team						1	3	4			1			
Totals			33-55	11-19	25-33	8	34	42	17	102	16	14	1	200
FG % 1st Half: 16-29		55.2%	2nd half: 17-26		65.4%	Game: 33-55		60.0%	Deadball Rebounds					
3FG % 1st Half: 5-9		55.6%	2nd half: 6-10		60.0%	Game: 11-19		57.9%						
FT % 1st Half: 8-13		61.5%	2nd half: 17-20		85.0%	Game: 25-33		75.8%						

UConn 67 • 4-2

#	Player	Total		3-Ptr	Rebounds			PF	TP	A	TO	Blk	Stl	Min
		FG-FGA	FG-FGA		Off	Def	Tot							
00	Antwoine Anderson	*	3-8	1-4	3-5	0	2	2	4	10	2	2	0	36
03	Alterique Gilbert	*	0-5	0-3	1-2	0	1	1	1	1	0	1	0	17
04	Jalen Adams	*	10-21	4-10	1-3	0	3	3	4	25	3	4	0	36
22	Terry Larrier	*	7-14	2-4	2-2	1	1	2	2	18	0	2	0	27
25	Josh Carlton	*	0-0	0-0	1-2	1	1	2	2	1	2	4	0	16
01	Christian Vital		1-7	0-4	4-4	2	2	4	3	6	1	0	0	25
05	Isaiah Whaley		0-0	0-0	0-0	0	0	0	1	0	1	0	0	6
11	Kwintin Williams		0-0	0-0	0-0	0	0	0	1	0	0	0	0	3
12	Tyler Polley		1-2	0-1	0-0	0	0	0	2	2	0	0	0	15
21	Mamadou Diarra		1-4	0-0	2-4	2	3	5	2	4	0	1	1	13
31	Mike Noyes		0-0	0-0	0-0	0	0	0	0	0	0	0	0	1
34	David Onuorah		0-0	0-0	0-0	0	2	2	4	0	0	0	0	5
Team						2	3	5						
Totals			23-61	7-26	14-22	8	18	26	26	67	9	14	1	200
FG % 1st Half: 11-28		39.3%	2nd half: 12-33		36.4%	Game: 23-61		37.7%	Deadball Rebounds					
3FG % 1st Half: 3-12		25.0%	2nd half: 4-14		28.6%	Game: 7-26		26.9%						
FT % 1st Half: 6-11		54.5%	2nd half: 8-11		72.7%	Game: 14-22		63.6%						

Officials: Terry Wymer, Tony Padilla, Mark Schur
Technical fouls: Arkansas-TEAM. UCONN-None.
Attendance: 11571
Daniel Gafford (Ark) fouls out with 6:35 left in the 2nd half

Score by periods	1st	2nd	Total								
Arkansas	45	57	102	Points	In	Off	2nd	Fast	Bench		
UConn	31	36	67	AR	Paint	T/O	Chance	Break	44		

Last FG - AR 2nd-00:56, UCONN 2nd-00:27.
Largest lead - AR by 42 2nd-02:03, UCONN None.
AR led for 39:49. UCONN led for 00:00. Game was tied for 00:11.

GAME 7 Arkansas at Houston Dec. 2, 2017 at 6:30 p.m. at Houston, Texas (H&PE Arena)

Arkansas 65 • 5-2

#	Player	Total		3-Ptr	Rebounds			PF	TP	A	TO	Blk	Stl	Min	
		FG-FGA	FG-FGA		FT-FTA	Off	Def								Tot
01	Trey Thompson	r	0-3	0-0	0-0	0	2	2	4	0	0	3	1	22	
02	Adrio Bailey	r	1-2	0-0	2-3	0	1	1	3	4	0	1	0	11	
00	Jaylen Barford	g	3-11	0-3	7-9	2	1	3	2	13	2	3	0	36	
04	Daryl Macon	g	3-10	1-4	3-5	0	0	0	2	10	1	2	0	29	
31	Anton Beard	g	4-10	2-5	3-5	0	2	2	2	13	3	1	0	33	
10	Daniel Gafford		1-4	0-0	3-4	3	3	6	2	5	1	1	0	18	
13	Dustin Thomas		3-6	0-1	3-4	2	4	6	2	9	0	0	0	28	
20	Darius Hall		0-0	0-0	0-0	0	1	1	0	0	0	1	0	3	
23	C.J. Jones		4-9	3-6	0-0	0	3	3	2	11	0	1	0	20	
Team						1	4	5							
Totals			19-55	6-19	21-30	8	21	29	19	65	7	13	1	4	200
FG % 1st Half: 8-25 32.0% 2nd half: 11-30 36.7% Game: 19-55 34.5% Deadball Rebounds															
3FG % 1st Half: 4-8 50.0% 2nd half: 2-11 18.2% Game: 6-19 31.6%															
FT % 1st Half: 9-12 75.0% 2nd half: 12-18 66.7% Game: 21-30 70.0% 7															
Houston 91 • 6-1															

GAME 9

Arkansas vs No. 14 Minnesota Dec. 9, 2017 at 5:45 p.m. at Fayetteville, Ark. (Bud Walton Arena)

Minnesota 79 • 8-3

#	Player	Total		3-Ptr	Rebounds			PF	TP	A	TO	Blk	Stl	Min
		FG-FGA	FG-FGA		Off	Def	Tot							
03	Jordan Murphy	f	7-13	0-0	6-11	4	6	10	4	20	1	3	0	36
22	Reggie Lynch	c	1-3	0-0	3-4	1	2	3	4	5	0	2	1	14
01	Dupree McBrayer	g	2-4	2-4	0-2	1	1	2	2	6	0	2	1	28
02	Nate Mason	g	4-12	2-8	7-8	1	3	4	2	17	6	2	0	35
05	Amir Coffey	g	6-11	1-3	5-6	1	5	6	1	18	1	1	0	35
11	Isaiah Washington		3-10	0-2	1-1	0	3	3	1	7	1	0	0	18
20	Davonte Fitzgerald		0-4	0-1	0-0	0	0	0	2	0	0	0	0	9
41	Gaston Diedhiou		2-3	0-0	2-4	1	2	3	3	6	1	0	0	18
42	Michael Hurt		0-1	0-1	0-1	0	3	3	0	0	0	0	0	7
Team						5	0	5						
Totals			25-61	5-19	24-37	14	25	39	19	79	10	10	2	200

FG % 1st Half: 14-31 45.2% 2nd half: 11-30 36.7% Game: 25-61 41.0% Deadball Rebounds 9
3FG % 1st Half: 4-11 36.4% 2nd half: 1-8 12.5% Game: 5-19 26.3%
FT % 1st Half: 10-16 62.5% 2nd half: 14-21 66.7% Game: 24-37 64.9%

Arkansas 95 • 7-2

#	Player	Total		3-Ptr	Rebounds			PF	TP	A	TO	Blk	Stl	Min
		FG-FGA	FG-FGA		Off	Def	Tot							
10	Daniel Gafford	f	8-8	0-0	0-3	2	5	7	4	16	1	1	6	21
13	Dustin Thomas	f	3-4	0-0	0-0	0	2	2	3	6	2	0	0	11
00	Jaylen Barford	g	9-15	2-5	2-3	0	4	4	1	22	4	0	1	36
04	Daryl Macon	g	4-12	2-8	2-3	0	2	2	2	12	8	2	0	30
31	Anton Beard	g	4-9	1-3	1-2	0	3	3	3	10	6	2	0	31
01	Trey Thompson		1-3	0-0	0-0	2	4	6	4	2	2	2	2	19
02	Adrio Bailey		3-7	0-0	0-0	1	1	2	3	6	0	0	0	15
05	Arlando Cook		1-1	0-0	2-2	1	1	2	2	4	0	0	0	14
20	Darius Hall		1-2	0-0	0-0	0	2	2	2	2	0	0	0	8
23	C.J. Jones		5-7	5-7	0-0	0	1	1	3	15	0	1	0	15
Team						2	0	2			1			
Totals			39-68	10-23	7-13	8	25	33	27	95	23	9	9	200

FG % 1st Half: 22-33 66.7% 2nd half: 17-35 48.6% Game: 39-68 57.4% Deadball Rebounds 2,1
3FG % 1st Half: 5-11 45.5% 2nd half: 5-12 41.7% Game: 10-23 43.5%
FT % 1st Half: 1-4 25.0% 2nd half: 6-9 66.7% Game: 7-13 53.8%

Officials: Pat Adams, Will Howard, Peter Juzenas
Technical fouls: Minnesota-None. Arkansas-None.
Attendance: 17583

Score by periods	1st	2nd	Total
Minnesota	42	37	79
Arkansas	50	45	95

Last FG - MINN 2nd-00:33, AR 2nd-00:47.
Largest lead - MINN None, AR by 19 2nd-07:59.
MINN led for 00:00. AR led for 39:19. Game was tied for 00:41.

Points	In	Off	2nd	Fast	Bench
MINN	Paint	T/O	Chance	Break	
AR	38	12	12	15	13
	46	17	15	11	29

Score tied - 0 times.
Lead changed - 0 times.

GAME 10

Arkansas vs Troy Dec. 16, 2017 at 7 p.m. at North Little Rock, Ark. (Verizon Arena)

Troy 63 • 5-6

#	Player	Total		3-Ptr	Rebounds			PF	TP	A	TO	Blk	Stl	Min
		FG-FGA	FG-FGA		Off	Def	Tot							
04	Jr, Juan Davis	f	3-11	2-7	1-2	0	6	6	3	9	0	2	1	36
30	Alex Hicks	f	6-12	0-2	4-4	5	5	10	3	16	0	0	1	31
00	Kevin Baker	g	0-9	0-5	1-4	0	2	2	2	1	2	4	0	23
03	Wesley Person	g	5-15	4-11	1-13	0	5	5	1	25	4	2	0	36
24	Shawn Hopkins	g	0-0	0-0	0-0	0	0	0	0	0	0	0	1	17
01	Javan Johnson		1-2	1-2	0-0	0	1	1	2	3	0	2	0	6
02	Darian Adams		0-2	0-1	0-0	1	2	3	0	0	0	0	0	21
05	Malik Burnett		1-1	1-1	0-0	0	0	0	0	3	0	0	0	2
11	Bj Miller		2-7	0-0	2-2	0	3	3	3	6	3	0	1	28
22	Whit Moreman		0-0	0-0	0-0	0	0	0	0	0	0	0	0	0+
Team						3	2	5						
Totals			18-59	8-29	19-25	9	26	35	14	63	9	10	4	200

FG % 1st Half: 9-32 28.1% 2nd half: 9-27 33.3% Game: 18-59 30.5% Deadball Rebounds 3
3FG % 1st Half: 5-18 27.8% 2nd half: 3-11 27.3% Game: 8-29 27.6%
FT % 1st Half: 2-4 50.0% 2nd half: 17-21 81.0% Game: 19-25 76.0%

Arkansas 88 • 8-2

#	Player	Total		3-Ptr	Rebounds			PF	TP	A	TO	Blk	Stl	Min
		FG-FGA	FG-FGA		Off	Def	Tot							
10	Daniel Gafford	f	4-6	0-0	2-6	1	5	6	4	10	1	0	3	24
13	Dustin Thomas	f	1-1	0-0	0-0	2	3	5	2	2	0	0	0	17
00	Jaylen Barford	g	2-11	1-5	2-4	1	6	7	1	7	5	0	1	30
04	Daryl Macon	g	8-14	5-9	4-4	0	3	3	2	25	5	0	0	30
31	Anton Beard	g	5-10	1-5	0-0	0	2	2	2	11	2	2	0	28
01	Trey Thompson		3-3	0-0	2-2	1	2	3	2	8	1	2	2	14
02	Adrio Bailey		5-8	0-0	0-0	3	3	6	3	10	2	1	1	16
05	Arlando Cook		0-1	0-0	0-0	0	3	3	0	0	1	0	0	9
15	Jonathan Holmes		1-2	1-1	0-0	0	0	0	0	3	0	0	0	1
20	Darius Hall		2-2	0-0	0-0	0	2	2	4	4	0	0	1	12
22	Gabe Osabuohien		1-1	0-0	0-1	0	2	2	0	2	1	0	0	2
23	C.J. Jones		2-5	0-3	2-2	0	2	2	0	6	1	1	1	17
Team						0	1	1						
Totals			34-64	8-23	12-19	8	34	42	20	88	19	6	8	200

FG % 1st Half: 18-29 62.1% 2nd half: 16-35 45.7% Game: 34-64 53.1% Deadball Rebounds 3,1
3FG % 1st Half: 5-12 41.7% 2nd half: 3-11 27.3% Game: 8-23 34.8%
FT % 1st Half: 4-6 66.7% 2nd half: 8-13 61.5% Game: 12-19 63.2%

Officials: Karl Hess, Peter Juzenas, Glenn Tullt
Technical fouls: Troy-Kevin Baker. Arkansas-None.
Attendance: 16416

Score by periods	1st	2nd	Total
Troy	25	38	63
Arkansas	45	43	88

Last FG - TROY 2nd-00:26, AR 2nd-00:05.
Largest lead - TROY by 6 1st-18:47, AR by 25 2nd-01:43.
TROY led for 04:10. AR led for 35:38. Game was tied for 00:12.

Score tied - 0 times.
Lead changed - 1 time.

GAME 11

Arkansas vs Oral Roberts Dec. 19, 2017 at 7 p.m. at Fayetteville, Ark. (Bud Walton Arena)

Oral Roberts 69 • 4-10

#	Player	Total		3-Ptr	Rebounds			PF	TP	A	TO	Blk	Stl	Min
		FG-FGA	FG-FGA		Off	Def	Tot							
23	Emmanuel Nzekwesi	r	10-13	2-5	0-0	0	2	2	3	22	2	5	1	34
25	Javan White	r	2-5	0-0	0-0	6	10	16	1	4	3	3	0	32
52	Chris Miller	g	4-5	0-0	2-4	3	1	4	3	10	0	2	0	15
10	Sam Kearns	g	1-7	1-6	0-0	0	1	1	1	3	4	3	0	25
24	R.J. Fuqua	g	7-15	4-8	1-1	0	3	3	2	19	3	3	0	35
03	Jontray Harris		1-4	0-2	0-0	0	2	2	0	2	2	3	0	22
20	Spencer Sutton		1-2	1-2	0-0	0	0	0	4	3	2	4	0	12
33	Emir Ahmedic		0-0	0-0	0-0	0	1	1	0	0	0	1	1	0
44	Albert Owens		3-4	0-0	0-2	1	3	4	0	6	2	2	0	21
Team						1	0	1						
Totals			29-55	8-23	3-7	11	23	34	14	69	18	27	2	200

FG % 1st Half: 10-24 41.7% 2nd half: 19-31 61.3% Game: 29-55 52.7% Deadball Rebounds 2
3FG % 1st Half: 3-11 27.3% 2nd half: 5-12 41.7% Game: 8-23 34.8%
FT % 1st Half: 0-2 0.0% 2nd half: 3-5 60.0% Game: 3-7 42.9%

Arkansas 104 • 9-2

#	Player		Total		3-Ptr	Rebounds					PF	TP	A	TO	Blk	Stl	Min
			FG-FGA	FG-FGM		FT-FTA	Off	Def	Tot								
10	Daniel Gafford	f	5-7	0-0	2-3	2	2	4	1	12	4	1	2	0	22		
13	Dustin Thomas	f	2-6	0-0	0-2	0	1	1	2	4	3	0	0	0	19		
00	Jaylen Barford	g	8-9	2-2	0-1	1	2	3	0	18	4	1	0	5	24		
04	Daryl Macon	g	4-10	4-9	2-2	0	3	3	1	14	3	0	1	1	27		
31	Anton Beard	g	5-8	2-3	2-4	3	1	4	3	14	4	1	0	2	29		
01	Trey Thompson		1-3	0-0	0-0	1	2	3	1	2	1	1	0	1	13		
02	Adrio Bailey		3-3	0-0	0-1	0	1	1	0	6	2	1	2	2	12		
05	Arlando Cook		3-5	0-0	0-0	0	1	1	0	6	1	1	0	1	13		
14	JT Plummer		0-0	0-0	0-0	0	0	0	0	0	0	0	0	0	0+		
15	Jonathan Holmes		1-2	0-1	0-0	0	0	0	0	2	0	0	0	0	2		
20	Darius Hall		4-6	1-2	2-2	2	1	3	2	11	3	2	0	2	15		
22	Gabe Osabuohien		0-0	0-0	0-0	0	0	0	0	0	0	0	0	0	5		
23	C.J. Jones		5-10	5-8	0-0	0	2	2	2	15	2	1	2	0	19		
	Team					0	0	0									
Totals			41-69	14-25	8-15	9	16	25	12	104	27	9	7	14	200		

GAME 13

Arkansas vs No. 19 Tennessee
Dec. 30, 2017 at 12:00 p.m. at Fayetteville, Ark. (Bud Walton Arena)

Tennessee 93 • 9-3, 0-1 SEC

#	Player	Total		3-Ptr		Rebounds			PF	TP	A TO Blk Stl			Min
		FG-FGA	FG-FGA	FT-FTA	Off Def Tot	PF	TP	A TO Blk Stl						
02	Grant Williams	f	5-13	0-1	2-4	3 3 6	5	12	1 2 2	1	34			
05	Admiral Schofield	f	4-10	4-6	4-4	0 7 7	5	16	1 2 0	0	27			
11	Kyle Alexander	f	2-2	0-0	0-0	2 4 6	5	4	0 1 1	0	22			
00	Jordan Bone	g	7-16	2-3	5-6	0 6 6	1	21	5 1 0	1	38			
23	Jordan Bowden	g	3-5	0-0	1-3	1 1 2	5	7	2 2 0	0	22			
01	Lamonte Turner	g	4-9	2-6	0-0	0 2 2	2	10	2 1 0	0	21			
03	James Daniel	g	5-10	3-7	4-5	0 2 2	2	17	4 2 0	2	35			
10	John Fulkerson	g	0-1	0-0	0-0	1 1 2	1	0	1 0 0	0	11			
15	Derrick Walker	g	1-1	0-0	0-0	1 2 3	0	2	1 1 0	0	6			
32	Chris Darrington	g	1-4	0-2	2-4	0 1 1	1	4	0 1 0	1	9			
Team					3 1 4			1						
Totals			32-71	11-25	18-26	11 30 41	27	93	17 14 3	5	225			

FG % 1st Half: 14-30 46.7% 2nd half: 11-29 37.9% OT: 7-12 58.3% Game: 32-71 45.1% Deadball Rebounds 7,1
3FG % 1st Half: 6-11 54.5% 2nd half: 2-9 22.2% OT: 3-5 60.0% Game: 11-25 44.0%
FT % 1st Half: 4-8 50.0% 2nd half: 11-15 73.3% OT: 3-3 100.0% Game: 18-26 69.2%

Arkansas 95 • 11-2, 1-0 SEC

#	Player	Total		3-Ptr		Rebounds			PF	TP	A TO Blk Stl			Min
		FG-FGA	FG-FGA	FT-FTA	Off Def Tot	PF	TP	A TO Blk Stl						
10	Daniel Gafford	f	6-8	0-0	3-9	3 5 8	4	15	0 1 5	0	33			
13	Dustin Thomas	f	2-3	0-0	0-1	1 6 7	5	4	1 1 0	0	27			
00	Jaylen Barford	g	10-18	1-5	7-8	1 4 5	3	28	4 0 0	2	35			
04	Daryl Macon	g	10-18	5-9	8-8	0 3 3	1	33	3 3 0	0	41			
31	Anton Beard	g	3-7	2-3	2-3	0 4 4	5	10	1 2 0	1	42			
01	Trey Thompson	g	1-1	0-0	0-0	0 1 1	0	2	0 2 0	0	13			
02	Adrio Bailey	g	0-0	0-0	0-0	0 0 0	0	0	0 0 1	0	5			
05	Arlando Cook	g	0-0	0-0	1-2	0 2 2	1	1	0 0 0	0	13			
20	Darius Hall	g	0-0	0-0	0-0	0 0 0	0	0	0 3 0	1	3			
23	C.J. Jones	g	1-6	0-3	0-2	1 2 3	1	2	0 0 1	0	13			
Team					0 1 1									
Totals			33-61	8-20	21-33	6 28 34	20	95	9 12 7	4	225			

FG % 1st Half: 13-30 43.3% 2nd half: 14-25 56.0% OT: 6-6 100.0% Game: 33-61 54.1% Deadball Rebounds 3,1
3FG % 1st Half: 4-11 36.4% 2nd half: 2-7 28.6% OT: 2-2 100.0% Game: 8-20 40.0%
FT % 1st Half: 1-4 25.0% 2nd half: 12-17 70.6% OT: 8-12 66.7% Game: 21-33 63.6%

Officials: Doug Shows, Patrick Evans, Will Howard
Technical fouls: Tennessee-None. Arkansas-None.
Attendance: 18696
Fouled out: Arkansas #13, Thomas (3:53 2H); #31, Beard (0:01.5 OT)
Tennessee #2, Williams (2:10 2H); #5, Schofield (3:22 OT)
Tennessee #23, Bowden (0:22 OT); #11, Alexander (0:13.8 OT)

Score by periods	1st	2nd	OT	Total
Tennessee	38	35	20	93
Arkansas	31	42	22	95

Last FG - UT OT-00:08, AR OT-00:47.
Largest lead - UT by 10 1st-01:11, AR by 11 OT-00:47.
UT led for 38:23. AR led for 04:05. Game was tied for 02:32.

Score tied - 3 times.
Lead changed - 5 times.

GAME 15

No. 22 Arkansas at Auburn
Jan. 6, 2018 at 5:00 p.m. at Auburn, Ala. (Auburn Arena)

Arkansas 77 • 11-4, 1-2

#	Player	Total		3-Ptr		Rebounds			PF	TP	A TO Blk Stl			Min
		FG-FGA	FG-FGA	FT-FTA	Off Def Tot	PF	TP	A TO Blk Stl						
10	Daniel Gafford	f	3-7	0-0	2-5	2 2 4	4	8	0 0 1	0	17			
13	Dustin Thomas	f	1-1	0-0	2-3	0 2 2	0	4	1 3 0	0	12			
00	Jaylen Barford	g	8-14	3-7	2-3	1 2 3	4	21	3 3 0	1	33			
04	Daryl Macon	g	3-11	0-5	4-4	0 2 2	0	10	2 1 0	0	38			
31	Anton Beard	g	5-12	1-5	0-0	0 1 1	4	11	1 1 0	0	26			
01	Trey Thompson	g	3-4	0-0	2-2	1 5 6	3	8	2 1 0	1	23			
02	Adrio Bailey	g	1-4	0-0	0-0	1 2 3	1	2	1 1 1	1	17			
05	Arlando Cook	g	2-3	0-0	0-0	2 3 5	0	4	1 0 2	0	10			
20	Darius Hall	g	3-3	0-0	1-2	1 5 6	1	7	0 1 0	0	21			
23	C.J. Jones	g	1-3	0-2	0-0	1 0 1	0	2	2 0 0	0	3			
Team					0 2 2									
Totals			30-62	4-19	13-19	9 26 35	17	77	13 11 4	6	200			

FG % 1st Half: 13-31 41.9% 2nd half: 17-31 54.8% Game: 30-62 48.4% Deadball Rebounds 3,2
3FG % 1st Half: 1-9 11.1% 2nd half: 3-10 30.0% Game: 4-19 21.1%
FT % 1st Half: 3-6 50.0% 2nd half: 10-13 76.9% Game: 13-19 68.4%

Auburn 88 • 14-1, 2-0

#	Player	Total		3-Ptr		Rebounds			PF	TP	A TO Blk Stl			Min
		FG-FGA	FG-FGA	FT-FTA	Off Def Tot	PF	TP	A TO Blk Stl						
13	Desean Murray	f	5-8	0-0	5-6	2 6 8	2	15	2 2 1	2	26			
24	Anfernee Mclemore	f	2-5	1-2	0-0	0 1 1	4	5	0 0 1	1	15			
01	Jared Harper	g	3-9	1-3	7-9	0 1 1	1	14	8 2 0	2	29			
02	Bryce Brown	g	4-9	3-6	2-2	0 0 0	0	13	1 0 0	0	30			
05	Mustapha Heron	g	7-14	3-4	0-1	2 4 6	1	17	0 1 0	0	28			
00	Horace Spencer	g	0-0	0-0	1-2	0 2 2	4	1	0 0 1	1	19			
04	Chuma Okeke	g	4-8	2-4	0-0	1 5 6	0	10	1 2 0	0	19			
10	Davion Mitchell	g	3-3	0-0	0-0	0 1 1	0	6	3 2 0	0	23			
14	Malik Dunbar	g	2-2	1-1	2-2	0 3 3	1	7	0 0 0	1	11			
Team					0 2 2									
Totals			30-58	11-20	17-22	5 25 30	16	88	15 9 3	7	200			

FG % 1st Half: 19-35 54.3% 2nd half: 11-23 47.8% Game: 30-58 51.7% Deadball Rebounds 0,1
3FG % 1st Half: 7-13 53.8% 2nd half: 4-7 57.1% Game: 11-20 55.0%
FT % 1st Half: 2-5 40.0% 2nd half: 15-17 88.2% Game: 17-22 77.3%

Officials: Doug Shows, Patrick Evans, Tim Gattis
Technical fouls: Arkansas-Daryl Macon. Auburn-None.
Attendance: 8950

Score by periods	1st	2nd	Total
Arkansas	30	47	77
Auburn	47	41	88

Last FG - AR 2nd-00:24, AU 2nd-00:59.
Largest lead - AR None, AU by 21 2nd-11:24.
AR led for 00:00. AU led for 39:43. Game was tied for 00:16.

Score tied - 0 times.
Lead changed - 0 times.

GAME 14

No. 22 Arkansas at Mississippi State
Jan. 2, 2018 at 8:00 p.m. at Starkville, Miss. (Humphrey Coliseum)

Arkansas 75 • 11-3, 1-1

#	Player	Total		3-Ptr		Rebounds			PF	TP	A TO Blk Stl			Min
		FG-FGA	FG-FGA	FT-FTA	Off Def Tot	PF	TP	A TO Blk Stl						
10	Daniel Gafford	f	8-11	0-0	1-3	1 4 5	3	17	2 3 1	0	32			
13	Dustin Thomas	f	0-2	0-0	0-0	1 4 5	2	0	4 1 0	0	18			
00	Jaylen Barford	g	4-15	0-6	3-4	3 4 7	4	11	5 2 0	0	38			
04	Daryl Macon	g	9-12	5-7	1-3	2 3 5	2	24	2 2 0	0	37			
31	Anton Beard	g	4-7	1-2	0-0	0 1 1	2	9	3 2 0	2	29			
01	Trey Thompson	g	0-1	0-0	0-0	0 4 4	3	0	1 2 2	0	8			
02	Adrio Bailey	g	5-7	0-0	0-2	2 4 6	5	10	0 0 0	1	18			
05	Arlando Cook	g	1-3	0-0	0-0	0 0 0	2	0	0 0 0	0	4			
20	Darius Hall	g	1-2	0-0	0-0	1 2 3	1	2	0 0 0	0	6			
23	C.J. Jones	g	0-2	0-0	0-0	0 1 1	2	0	0 1 0	0	10			
Team					2 0 2									
Totals			32-62	6-15	5-12	12 27 39	26	75	17 13 3	3	200			

FG % 1st Half: 12-31 38.7% 2nd half: 20-31 64.5% Game: 32-62 51.6% Deadball Rebounds 3
3FG % 1st Half: 2-7 28.6% 2nd half: 4-8 50.0% Game: 6-15 40.0%
FT % 1st Half: 2-4 50.0% 2nd half: 3-8 37.5% Game: 5-12 41.7%

Mississippi State 78 • 13-1, 1-0

#	Player	Total		3-Ptr		Rebounds			PF	TP	A TO Blk Stl			Min
		FG-FGA	FG-FGA	FT-FTA	Off Def Tot	PF	TP	A TO Blk Stl						
24	Abdul Ado	f	3-3	0-0	2-9	5 4 9	2	8	0 1 4	1	34			
35	Aric Holman	f	1-8	0-4	2-2	2 3 5	2	4	0 1 0	0	20			
00	Nick Weatherspoon	g	7-10	1-3	7-10	0 4 4	1	22	2 0 2	2	33			
11	Q Weatherspoon	g	7-13	2-4	6-8	5 2 7	4	22	2 2 1	3	33			
23	Tyson Carter	g	2-7	1-5	2-3	1 3 4	0	7	1 0 0	0	21			
01	Lamar Peters	g	4-9	0-3	1-2	0 2 2	1	9	3 1 0	1	23			
02	Eli Wright	g	0-4	0-0	0-0	0 0 0	0	0	0 0 0	0	10			
03	Xavian Stapleton	g	1-4	0-2	4-6	1 3 4	1	6	1 1 0	1	20			
45	E.J. Datcher	g	0-1	0-0	0-0	1 0 1	0	0	0 0 1	0	6			
Team					2 1 3									
Totals			25-59	4-21	24-40	17 22 39	11	78	9 7 8	8	200			

GAME 17

Arkansas vs Missouri
Jan. 13, 2018 at 5:00 p.m. at Fayetteville, Ark. (Bud Walton Arena)

Missouri 63 • 12-5, 2-2 SEC

#	Player		Total		3-Ptr	Rebounds			PF	TP	A			TO	Blk	Stl	Min
			FG	FGA	FG-FGA	FT-FTA	Off	Def			Tot	PF	TP				
11	Jontay Porter	f	1-4	1-3	2-4	1	2	3	5	5	2	3	1	1			24
21	Jordan Barnett	f	5-11	2-6	0-0	3	7	10	2	12	3	2	0	0	0	0	33
23	Jeremiah Tilmon	f	2-6	0-0	0-2	2	2	4	5	4	0	3	0	0	0	0	18
03	Kassius Robertson	g	9-15	6-11	2-2	1	7	8	1	26	1	2	0	3	3	39	
15	Jordan Geist	g	3-7	1-4	0-0	0	1	1	0	7	3	2	0	1	1	31	
01	Terrence Phillips	g	0-1	0-1	0-0	0	0	0	4	0	3	1	0	0	0	15	
14	Reed Nikko	g	0-0	0-0	0-0	1	0	1	0	0	0	0	0	0	0	7	
24	Kevin Puryear	g	0-2	0-0	6-6	0	1	1	3	6	0	2	0	0	0	19	
33	Cullen Vanleer	g	1-4	1-4	0-0	0	0	0	2	3	1	1	0	0	0	14	
Team						2	2	4									
Totals			21-50	11-29	10-14	10	22	32	22	63	13	16	1	5			200

FG % 1st Half: 10-29 34.5% 2nd half: 11-21 52.4% Game: 21-50 42.0% Deadball Rebounds 1,1
3FG % 1st Half: 6-18 33.3% 2nd half: 5-11 45.5% Game: 11-29 37.9%
FT % 1st Half: 2-3 66.7% 2nd half: 8-11 72.7% Game: 10-14 71.4%

Arkansas 65 • 12-5, 2-3 SEC

#	Player		Total		3-Ptr	Rebounds			PF	TP	A			To	Blk	Stl	Min
			FG-FGA	FG-FGA	FT-FTA	Off	Def	Tot			PF	TP	A				
10	Daniel Gafford	f	6-11	0-0	3-4	4	2	6	3	15	0	1	1	0	0	25	
13	Dustin Thomas	f	1-2	0-0	3-6	1	2	3	4	5	0	0	0	0	2	20	
20	Darius Hall	f	4-4	0-0	2-4	1	4	5	0	10	1	0	0	2	2	21	
00	Jaylen Barford	g	5-11	2-4	1-2	3	1	4	2	13	0	6	0	0	0	31	
31	Anton Beard	g	4-9	2-5	1-2	0	2	2	3	11	1	2	0	0	0	31	
01	Trey Thompson		1-2	0-0	1-2	1	1	2	2	3	2	1	0	1	1	17	
02	Adrio Bailey		0-1	0-0	0-0	0	1	1	1	0	0	0	0	0	0	4	
04	Daryl Macon		2-7	1-4	3-5	0	6	6	4	8	8	3	0	1	1	26	
05	Arlando Cook		0-0	0-0	0-0	0	1	1	1	0	1	0	0	1	1	13	
23	C.J. Jones		0-3	0-0	0-0	0	0	0	0	0	0	0	0	0	0	12	
	Team					1	1	2									
Totals			23-50	5-13	14-25	11	21	32	20	65	13	13	1	7	7	200	

FG % 1st Half: 12-23 52.2% 2nd half: 11-27 40.7% Game: 23-50 46.0% Deadball Rebounds 4,1
3FG % 1st Half: 2-6 33.3% 2nd half: 3-7 42.9% Game: 5-13 38.5%
FT % 1st Half: 9-17 52.9% 2nd half: 5-8 62.5% Game: 14-25 56.0%

Officials: Tony Henderson, Chuck Jones, Brian Shay
Technical fouls: Missouri-None. Arkansas-None.
Attendance: 18297
Fouled out: Missouri #11, J.Porter (1:37 2H); #23, Tilmon (0:57.9 2H)

Score by periods	1st	2nd	Total
Missouri	28	35	63
Arkansas	35	30	65

Last FG - MIZ 2nd-04:43, AR 2nd-00:57.
Largest lead - MIZ by 6 2nd-04:43, AR by 18 1st-06:11.
MIZ led for 08:21. AR led for 27:21. Game was tied for 04:18.

Points	In Paint	Off T/O	2nd Chance	Fast Break	Bench
MIZ	14	19	13	7	9
AR	34	14	7	14	11

Score tied - 4 times.
Lead changed - 3 times.

GAME 19

Arkansas vs Ole Miss
Jan. 20, 2018 at 2:30 p.m. at Fayetteville, Ark. (Bud Walton Arena)

Ole Miss 93 • 10-9, 3-4 SEC

#	Player		Total		3-Ptr	Rebounds			PF	TP	A			Min	
			FG-FGA	FG-FGA	FT-FTA	Off	Def	Tot			To	Blk	Stl		
02	Marcanvis Hymon	f	2-2	0-0	1-2	3	5	8	2	5	1	5	0	0	21
12	Bruce Stevens	f	5-9	1-3	4-4	3	1	4	5	15	3	2	0	0	26
01	Deandre Burnett	g	3-12	2-6	7-8	1	1	2	2	15	2	3	0	0	28
03	Terence Davis	g	10-15	5-8	5-6	1	4	5	4	30	0	0	1	1	34
04	Brelin Tyree	g	5-8	3-6	3-5	0	1	1	3	16	5	0	0	0	25
00	Devontae Shuler	g	1-4	0-3	2-2	0	1	1	4	4	3	2	0	2	17
05	Markel Crawford	g	1-6	0-2	0-0	0	2	2	0	2	3	0	0	3	29
13	Dominik Olejniczak	g	2-3	0-0	2-2	2	2	4	3	6	0	0	1	0	11
50	Justas Furmanavicius	g	0-1	0-1	0-0	0	0	0	1	0	0	1	1	1	9
	Team					2	1	3							
Totals			29-60	11-29	24-29	12	18	30	24	93	17	13	3	7	200

FG % 1st Half: 13-28 46.4% 2nd half: 16-32 50.0% Game: 29-60 48.3% Deadball Rebounds 2,1
3FG % 1st Half: 8-13 61.5% 2nd half: 7-17 41.2% Game: 11-29 37.9%
FT % 1st Half: 8-10 80.0% 2nd half: 16-19 84.2% Game: 24-29 82.8%

Arkansas 97 • 13-6, 3-4 SEC

#	Player		Total			3-Ptr	Rebounds			PF	TP	A			Min
			FG-FGA	FG-FGA	FT-FTA	Off	Def	Tot	To			Bk	Stl		
02	Adrio Bailey	f	1-1	0-0	0-2	0	0	0	4	2	2	0	1	1	23
10	Daniel Gafford	f	6-11	0-0	3-4	3	6	9	4	15	0	2	3	3	28
20	Darius Hall	f	1-2	1-1	8-8	2	1	3	4	11	0	2	0	0	13
00	Jaylen Barford	g	8-11	3-4	4-7	1	4	5	3	23	4	3	0	3	34
31	Anton Beard	g	2-8	1-4	2-2	0	2	2	2	7	5	1	0	2	30
01	Trey Thompson	g	1-1	0-0	0-0	0	4	4	2	2	0	0	0	0	12
04	Daryl Macon	g	3-8	3-8	11-12	0	0	0	2	20	6	2	0	0	29
05	Arlando Cook	g	3-4	0-0	0-0	1	2	3	0	6	1	1	0	0	16
23	C.J. Jones	g	4-7	3-5	0-0	0	2	2	0	11	0	2	0	0	15
Team						1	0	1				1			
Totals			29-53	11-22	28-35	8	21	29	21	97	18	14	4	9	200

FG % 1st Half: 16-27 59.3% 2nd half: 13-26 50.0% Game: 29-53 54.7% Deadball Rebounds 4,1
3FG % 1st Half: 8-13 61.5% 2nd half: 3-9 33.3% Game: 11-22 50.0%
FT % 1st Half: 10-13 76.9% 2nd half: 18-22 81.8% Game: 28-35 80.0%

Officials: Doug Shows, Garrick Shannon, Steven Anderson
Technical fouls: Ole Miss-Brelin Tyree. Arkansas-None.
Attendance: 18030
Fouled Out: Ole Miss, #12, Stevens (2:05, 2H)

Score by periods	1st	2nd	Total
Ole Miss	38	55	93
Arkansas	50	47	97

Last FG - OM 2nd-00:12, AR 2nd-04:04.
Largest lead - OM by 2 1st-14:42, AR by 16 1st-01:58.
OM led for 00:21. AR led for 39:09. Game was tied for 00:30.

Points	In Paint	Off T/O	2nd Chance	Fast Break	Bench
OM	32	18	22	8	12
AR	30	21	11	8	39

Score tied - 1 time.
Lead changed - 2 times.

GAME 18

Arkansas at Florida
Jan. 17, 2018 at 6:00 p.m. at Gainesville, Fla. (Exactech Arena)

Arkansas 73 • 12-6, 2-4 SEC

		Total		3-Ptr	Rebounds										
#	Player	FG-FGA	FG-FGA	FT-FTA	Off	Def	Tot	PF	TP	A	TO	Blk	Stl	Min	
10	Daniel Gafford	f	6-12	0-0	2-5	5	6	11	2	14	0	0	1	0	25
13	Dustin Thomas	f	1-2	1-1	1-2	1	3	4	2	4	2	0	0	1	28
00	Jaylen Barford	g	10-15	5-6	3-4	1	3	4	3	28	0	3	0	1	32
04	Daryl Macon	g	6-15	1-5	0-0	0	6	6	3	13	5	4	0	0	36
31	Anton Beard	g	1-6	0-1	0-0	1	0	1	1	2	3	0	0	0	13
01	Trey Thompson		1-1	0-0	0-0	1	0	1	1	2	0	0	0	0	6
02	Adrio Bailey		0-1	0-0	0-0	0	1	1	1	0	0	1	1	1	8
05	Arlando Cook		0-2	0-0	0-2	0	0	0	1	0	0	0	0	0	13
20	Darius Hall		2-6	0-1	0-2	0	2	2	4	4	0	0	0	0	18
23	C.J. Jones		2-6	2-5	0-0	0	0	0	1	6	0	0	0	0	21
Team					5	1	6								
Totals			29-66	9-19	6-15	14	22	36	19	73	10	8	2	3	200

FG % 1st Half: 13-31 41.9% 2nd half: 16-35 45.7% Game: 29-66 43.9% Deadball Rebounds 2
3FG % 1st Half: 5-10 50.0% 2nd half: 4-9 44.4% Game: 9-19 47.4%
FT % 1st Half: 2-8 25.0% 2nd half: 4-7 57.1% Game: 6-15 40.0%

Florida 88 • 13-5, 5-1 SEC

#	Player		Total			3-Ptr		Rebounds			PF	TP	A				Min
			FG-FGA	FG-FGA	FT-FTA	Off	Def	Total	TO	Blk			Stl				
13	Kevarrius Hayes	f	3-4	0-0	1-2	4	2	6	2	7	0	3	3	0	26		
25	Keith Stone	f	2-6	0-1	3-5	0	3	3	2	7	0	0	0	0	19		
04	Egor Koulechov	g	4-10	2-6	2-2	2	6	8	3	12	2	1	0	0	35		
05	KeVaughn Allen	g	8-12	6-7	6-6	1	3	4	0	28	1	2	2	0	34		
11	Chris Chiozza	g	2-7	1-2	2-2	0	2	2	4	7	9	1	0	3	26		
00	Mike Okauru		2-5	0-1	0-0	1	0	1	0	4	0	0	0	0	13		
03	Jalen Hudson		6-11	4-7	5-5	0	9	9	0	21	1	1	1	1	26		
21	Dontay Bassett		0-1	0-0	0-0	0	0	0	4	0	1	0	0	0	7		
24	Deaundrae Ballard		1-2	0-1	0-0	1	3	4	1	2	0	1	0	0	14		
	Team					1	2	3									
Totals			28-58	13-25	19-22	10	30	40	16	88	14	9	6	4	200		

FG % 1st Half: 15-27 55.6% 2nd half: 13-31 41.9% Game: 28-58 48.3% Deadball Rebounds 1
3FG % 1st Half: 7-12 58.3% 2nd half: 6-13 46.2% Game: 13-25 52.0%
FT % 1st Half: 11-12 91.7% 2nd half: 8-10 80.0% Game: 19-22 86.4%

Officials: Joe Lindsay, Olandis Poole, Keith Kimble
Technical fouls: Arkansas-None. Florida-None.
Attendance: 9929

Score by periods	1st	2nd	Total
Arkansas	33	40	73
Florida	48	40	88

Points	In Paint
--------	----------

GAME 21

Arkansas vs Oklahoma State

Jan. 27, 2018 at 5 p.m. at Fayetteville, Ark. (Bud Walton Arena)

Oklahoma State 65 • 13-8

#	Player	Total		3-Ptr	Rebounds			PF	TP	A	TO	Blk	Stl	Min
		FG-FGA	FG-FGA		Off	Def	Tot							
41	Mitchell Solomon	f	2-4	0-0	6-6	3	3	6	3	10	1	3	1	29
35	Yankuba Sima	c	2-2	0-0	1-2	1	1	2	3	5	1	2	1	0
00	Brandon Averette	g	4-11	1-3	1-3	0	4	4	1	10	4	4	0	36
21	Lindy Waters	g	4-8	3-7	6-7	1	6	7	3	17	1	5	0	34
30	Jeffrey Carroll	g	2-10	2-5	2-2	1	5	6	3	8	1	0	0	30
04	Thomas Dziagwa	f	1-9	1-8	0-0	0	0	0	0	3	0	1	0	16
12	Cameron McGriff	f	3-5	0-1	2-2	4	6	10	1	8	3	1	0	22
14	Lucas N'Guessan	f	1-2	0-0	0-1	1	0	1	2	2	0	0	0	11
33	Trey Reeves	f	1-1	0-0	0-0	0	0	0	0	2	0	0	0	3
Team					2	1	3							
Totals			20-52	7-24	18-23	13	26	39	16	65	11	16	2	200

FG % 1st Half: 15-30 50.0% 2nd half: 5-22 22.7% Game: 20-52 38.5% Deadball Rebounds 3.1
 3FG % 1st Half: 6-16 37.5% 2nd half: 1-8 12.5% Game: 7-24 29.2%
 FT % 1st Half: 4-6 66.7% 2nd half: 14-17 82.4% Game: 18-23 78.3%

Arkansas 66 • 15-6

#	Player	Total		3-Ptr	Rebounds			PF	TP	A	TO	Blk	Stl	Min
		FG-FGA	FG-FGA		Off	Def	Tot							
02	Adrio Bailey	f	0-0	0-0	0-0	0	1	1	0	0	0	1	0	3
10	Daniel Gafford	f	3-7	0-0	0-2	2	2	4	4	6	0	1	1	14
20	Darius Hall	f	1-2	0-0	0-2	1	1	2	1	2	0	1	1	14
00	Jaylen Barford	g	2-11	2-6	0-1	0	0	0	3	6	3	1	1	28
31	Anton Beard	g	2-11	0-6	0-1	0	4	4	2	4	6	0	1	0
01	Trey Thompson	g	3-6	0-0	1-2	3	3	6	3	7	0	0	2	26
04	Daryl Macon	f	7-13	4-7	4-4	1	1	2	1	22	2	1	0	32
05	Arlando Cook	f	2-3	0-0	0-0	2	1	3	1	4	0	0	0	12
13	Dustin Thomas	f	2-5	0-0	5-6	3	7	10	2	9	3	3	1	25
23	C.J. Jones	f	2-3	2-3	0-0	0	0	0	2	6	0	0	0	10
Team					2	0	2							
Totals			24-61	8-22	10-18	14	20	34	19	66	14	9	7	200

FG % 1st Half: 13-31 41.9% 2nd half: 11-30 36.7% Game: 24-61 39.3% Deadball Rebounds 4.1
 3FG % 1st Half: 5-10 50.0% 2nd half: 3-12 25.0% Game: 8-22 36.4%
 FT % 1st Half: 1-4 25.0% 2nd half: 9-14 64.3% Game: 10-18 55.6%

Officials: Pat Adams, Ron Groover, Lee Cassell
 Technical fouls: Oklahoma State-None. Arkansas-Jaylen Barford.
 Attendance: 18057

Score by periods	1st	2nd	Total
Oklahoma State	40	25	65
Arkansas	32	34	66

Last FG - OSU 2nd-07:34, AR 2nd-00:16.
 Largest lead - OSU by 13 1st-11:40, AR by 3 2nd-02:06.
 OSU led for 32:30. AR led for 06:38. Game was tied for 00:52.

Score tied - 5 times.
 Lead changed - 13 times.

GAME 23

Arkansas vs LSU

Feb. 3, 2018 at 2:30 p.m. at Baton Rouge, La. (Pete Maravich Assembly Center)

Arkansas 86 • 15-8 (4-6)

#	Player	Total		3-Ptr	Rebounds			PF	TP	A	TO	Blk	Stl	Min
		FG-FGA	FG-FGA		Off	Def	Tot							
10	Daniel Gafford	f	4-7	0-0	2-6	3	1	4	4	10	0	2	1	21
13	Dustin Thomas	f	3-7	0-0	0-0	2	1	3	2	6	0	2	0	20
00	Jaylen Barford	g	7-12	1-2	0-0	1	3	4	2	15	2	2	0	32
04	Daryl Macon	g	7-12	2-4	6-6	0	2	2	4	22	5	2	0	34
31	Anton Beard	g	3-4	0-1	5-5	0	4	4	4	11	3	2	0	30
01	Trey Thompson	g	5-6	0-0	1-1	0	4	4	1	11	1	0	1	19
02	Adrio Bailey	f	2-4	0-0	1-2	3	0	3	2	5	0	0	1	15
05	Arlando Cook	f	2-4	0-0	0-0	0	0	0	0	4	0	0	0	15
20	Darius Hall	f	0-1	0-0	2-4	1	3	4	0	2	0	0	0	17
23	C.J. Jones	f	0-3	0-1	0-0	0	0	0	0	0	1	0	0	7
Team					2	0	2							
Totals			33-60	3-8	17-24	12	18	30	19	86	12	11	2	200

FG % 1st Half: 16-35 45.7% 2nd half: 17-25 68.0% Game: 33-60 55.0% Deadball Rebounds 5.1
 3FG % 1st Half: 1-5 20.0% 2nd half: 2-3 66.7% Game: 3-8 37.5%
 FT % 1st Half: 2-2 100.0% 2nd half: 15-22 68.2% Game: 17-24 70.8%

LSU 94 • 13-9 (4-6)

#	Player	Total		3-Ptr	Rebounds			PF	TP	A	TO	Blk	Stl	Min
		FG-FGA	FG-FGA		Off	Def	Tot							
01	Duop Reath	f	2-6	1-3	0-0	1	4	5	4	5	1	2	1	19
21	Aaron Epps	f	6-9	2-4	2-2	4	1	5	4	16	1	1	2	32
03	Tremont Waters	g	7-14	4-9	9-10	0	2	2	2	27	11	4	0	36
04	Skylar Mays	g	5-7	3-4	2-2	0	0	0	0	15	3	1	2	34
14	Randy Onwuasor	g	0-0	0-0	0-0	0	0	0	0	2	0	0	0	6
00	Brandon Sampson	g	3-7	2-4	5-6	0	3	3	1	13	0	3	0	25
05	Daryl Edwards	f	4-7	3-6	3-3	1	2	3	4	14	0	0	0	20
44	Wayde Sims	f	2-5	0-0	0-0	1	5	6	2	4	1	1	2	28
Team					1	0	1							
Totals			29-55	15-30	21-23	8	17	25	19	94	17	12	7	200

FG % 1st Half: 16-31 51.6% 2nd half: 13-24 54.2% Game: 29-55 52.7% Deadball Rebounds 1
 3FG % 1st Half: 8-18 44.4% 2nd half: 7-12 58.3% Game: 15-30 50.0%
 FT % 1st Half: 3-3 100.0% 2nd half: 18-20 90.0% Game: 21-23 91.3%

Officials: Tony Henderson, Glenn Tuitt, Rob Rorke
 Technical fouls: Arkansas-None. LSU-None.
 Attendance: 9272

Score by periods	1st	2nd	Total
Arkansas	35	51	86
LSU	43	51	94

Last FG - AR 2nd-00:10, LSU 2nd-01:15.
 Largest lead - AR by 4 1st-18:36, LSU by 13 2nd-17:59.
 AR led for 06:33. LSU led for 32:05. Game was tied for 01:22.

Score tied - 2 times.
 Lead changed - 1 time.

GAME 22

Arkansas vs Texas A&M

Jan. 30, 2018 at 8 p.m. at College Station, Texas (Reed Arena)

Arkansas 66 • 15-7, 4-5 SEC

#	Player	Total		3-Ptr	Rebounds			PF	TP	A	TO	Blk	Stl	Min
		FG-FGA	FG-FGA		Off	Def	Tot							
00	Jaylen Barford	*	7-16	3-7	2-2	3	2	5	4	19	4	4	0	28
05	Arlando Cook	*	0-3	0-0	0-0	0	1	1	0	0	0	0	0	13
10	Daniel Gafford	*	2-4	0-0	1-2	2	2	4	4	5	0	0	1	20
20	Darius Hall	*	6-6	1-1	0-2	0	7	7	2	13	1	4	1	35
31	Anton Beard	*	2-9	1-4	2-4	2	1	3	2	7	2	3	0	25
01	Trey Thompson	*	0-4	0-0	0-0	0	2	2	5	0	2	1	3	25
04	Daryl Macon	*	7-16	3-9	3-3	1	3	4	2	20	4	1	0	31
13	Dustin Thomas	*	1-2	0-0	0-0	0	3	3	3	2	0	0	2	18
22	Gabe Osabuohien	*	0-0	0-0	0-0	0	0	0	0	0	0	0	0	4
23	C.J. Jones	*	0-1	0-1	0-0	0	0	0	0	0	0	0	0	1
Team					0	1	1							
Totals			25-61	8-22	8-13	8	22	30	22	66	13	13	7	200

FG % 1st Half: 13-29 44.8% 2nd half: 12-32 37.5% Game: 25-61 41.0% Deadball Rebounds 4
 3FG % 1st Half: 2-9 22.2% 2nd half: 6-13 46.2% Game: 8-22 36.4%
 FT % 1st Half: 4-5 80.0% 2nd half: 4-8 50.0% Game: 8-13 61.5%

Texas A&M 80 • 14-8, 3-6 SEC

#	Player	Total		3-Ptr	Rebounds			PF	TP	A	TO	Blk	Stl	Min
		FG-FGA	FG-FGA		Off	Def	Tot							
01	DJ Hogg	*	3-7	3-6	2-2	0	1	1	1	11	4	3	0	32
02	TJ Starks	*	5-8	4-5	2-4	0	4	4	0	16	5	4	0	22
03	Admon Gilder	*	4-9	3-7	2-3	2	6	8	2	13	2	3	0	33
34	Tyler Davis	*	6-12	0-1	3-8	11	2	13	2	15	0	0	1	34
44	Robert Williams	*	5-6	0-0	0-2	1	6	7	3	10	4	2	3	19
00	Jay Jay Chandler	*	1-6	0-3	2-2	1	0	1	1	4	0	1	0	11
05	Savion Flagg	*	0-1	0-1	0-0	0	0	0	0	0	0	0	0	5
10	Tonny Trocha-Morelos	*	1-3	0-1	2-2	1	4	5	2	4	1	0	0	23
13	Duane Wilson	*	3-7	0-2	1-2	0	3	3	2	7	3	3	0	20
15	Isiah Jasey	*	0-0	0-0	0-0	0	0	0	0	0	0	0	0	1
Team					0	3	3							
Totals			28-59	10-26	14-25	16	29	45	13	80	19	16	4	200

FG % 1st Half: 13-34 38.2% 2nd half: 15-25 60.0% Game: 28-59 47.5% Deadball Rebounds 4
 3FG % 1st Half: 3-14 21.4% 2nd half: 7-12 58.3% Game: 10-26 38.5%
 FT % 1st Half: 4-9 44.4% 2nd half: 10-16 62.5% Game: 14-25 56.0%

Officials: Doug Shows, Keith Kimble, Peter Juzenas
 Technical fouls: Arkansas-None. Texas A&M-None.
 Attendance: 8761

Score by periods	1st	2nd	Total
Arkansas	32	34	66
Texas A&M	33	47	80

Last FG - AR 2nd-00:06, TAMU 2nd-02:05.
 Largest lead - AR by 9 1st-14:14, TAMU by 21 2nd-13:37.
 AR led for 06:34. TAMU led for 30:50. Game was tied for 02:36.

GAME 25

Arkansas vs Vanderbilt
Feb. 10, 2018 at 7:30 p.m. at Fayetteville, Ark. (Bud Walton Arena)

Vanderbilt 54 • 9-16, 3-9 SEC

#	Player	Total		3-Ptr	Rebounds			PF	TP	A	TO	Blk	Stl	Min
		FG-FGA	FT-FTA		Off	Def	Tot							
11	Jeff Roberson	2-10	0-5	4-5	2	1	3	3	8	1	2	1	2	29
50	Ejike Obinna	1-2	0-0	0-2	0	2	2	4	2	0	2	0	0	15
00	Saben Lee	2-7	2-3	2-2	1	2	3	3	8	0	2	0	0	26
10	Maxwell Evans	0-6	0-2	8-9	2	7	9	1	8	1	1	0	1	27
13	Riley Lachance	3-11	1-6	1-2	0	3	3	0	8	0	0	0	0	30
01	Payton Willis	0-6	0-4	2-2	0	6	6	0	2	0	1	0	1	23
02	Joe Toye	1-6	0-4	1-2	1	0	1	2	3	1	2	0	0	12
12	Larry Austin Jr.	3-4	0-0	2-2	1	2	3	1	8	1	0	1	0	11
03	Djery Baptiste	1-1	0-0	2-2	1	1	2	1	4	0	1	1	0	13
15	Clevon Brown	1-3	0-2	1-1	0	2	2	1	3	0	1	1	1	14
Team					2	1	3	1						
Totals		14-56	3-26	23-29	10	27	37	17	54	4	12	4	5	200

FG % 1st Half: 4-26 15.4% 2nd half: 10-30 33.3% Game: 14-56 25.0% Deadball Rebounds 3
3FG % 1st Half: 1-14 7.1% 2nd half: 2-12 16.7% Game: 3-26 11.5%
FT % 1st Half: 12-12 100.0 2nd half: 11-17 64.7% Game: 23-29 79.3%

Arkansas 72 • 17-8, 6-6 SEC

#	Player	Total		3-Ptr	Rebounds			PF	TP	A	TO	Blk	Stl	Min
		FG-FGA	FT-FTA		Off	Def	Tot							
05	Arlando Cook	0-0	0-0	0-0	0	1	1	0	0	0	2	0	0	2
10	Daniel Gafford	7-12	0-0	2-5	3	6	9	4	16	0	3	7	2	24
00	Jaylen Barford	6-12	4-6	0-1	0	2	2	3	16	1	1	0	0	30
04	Daryl Macon	7-17	4-6	3-4	1	3	4	1	21	4	2	0	0	30
31	Anton Beard	3-6	1-3	0-0	0	4	4	2	7	3	0	0	1	30
01	Trey Thompson	0-1	0-0	2-2	0	5	5	2	2	1	1	2	15	
13	Dustin Thomas	1-4	0-0	1-2	1	6	7	3	3	2	2	0	1	23
15	Jonathan Holmes	1-1	0-0	0-0	1	0	1	0	2	0	1	0	0	1
20	Darius Hall	0-0	0-0	0-0	0	2	2	5	0	1	1	0	0	14
22	Gabe Osabuohien	0-0	0-0	1-2	0	2	2	1	1	0	2	1	0	16
23	C.J. Jones	2-5	0-2	0-0	0	1	1	1	4	0	0	0	0	15
Team					2	3	5							
Totals		27-58	9-17	9-16	8	35	43	22	72	13	15	9	6	200

FG % 1st Half: 10-26 38.5% 2nd half: 17-32 53.1% Game: 27-58 46.6% Deadball Rebounds 3
3FG % 1st Half: 2-6 33.3% 2nd half: 7-11 63.6% Game: 9-17 52.9%
FT % 1st Half: 6-9 66.7% 2nd half: 3-7 42.9% Game: 9-16 56.3%

Officials: Karl Hess, Brian Shey, Steven Anderson
Technical fouls: Vanderbilt-TEAM. Arkansas-None.
Attendance: 17083

Estimated Actual Attendance: 11,524
Fouled out: Arkansas #20, Hall (1:14 2H)

Score by periods	1st	2nd	Total
Vanderbilt	21	33	54
Arkansas	28	44	72

Points	In Paint	Off T/O	2nd Chance	Fast Break	Bench
VU	20	15	11	2	20
AR	22	12	4	14	12

Last FG - VU 2nd-02:36, AR 2nd-00:27.
Largest lead - VU by 6 1st-10:23, AR by 21 2nd-03:18.
VU led for 09:55, AR led for 28:45. Game was tied for 01:20.

Score tied - 0 times.
Lead changed - 3 times.

GAME 27

Arkansas vs No. 21 Texas A&M
Feb. 17, 2018 at 3 p.m. at Fayetteville, Ark. (Bud Walton Arena)

Texas A&M 75 • 17-10, 6-8 SEC

#	Player	Total		3-Ptr	Rebounds			PF	TP	A	TO	Blk	Stl	Min
		FG-FGA	FT-FTA		Off	Def	Tot							
01	DJ Hogg	0-6	0-5	0-0	1	0	1	2	0	3	2	2	3	30
04	Robert Williams	10-13	0-0	0-1	4	10	14	1	20	1	1	3	0	32
34	Tyler Davis	2-5	0-0	11-17	6	1	7	3	15	4	2	1	0	28
02	TJ Starks	4-9	0-2	4-6	0	0	0	3	12	2	5	0	0	24
03	Admon Gilder	6-10	2-3	6-7	0	3	3	3	20	2	0	0	0	30
00	Jay Jay Chandler	0-1	0-0	0-0	0	0	0	0	1	0	0	1	0	3
05	Savion Flagg	1-7	1-4	0-0	0	1	1	1	3	0	1	0	0	20
10	Tonny Trocha-Morelos	0-2	0-2	2-4	1	0	1	2	2	1	1	2	0	17
12	Chris Collins	1-1	1-1	0-0	0	2	2	1	3	0	0	0	0	12
15	Isiah Jasey	0-1	0-0	0-0	0	1	1	0	0	0	0	1	0	4
Team					1	2	3							
Totals		24-55	4-17	23-35	13	20	33	17	75	13	13	7	6	200

FG % 1st Half: 11-26 42.3% 2nd half: 13-29 44.8% Game: 24-55 43.6% Deadball Rebounds 3,2
3FG % 1st Half: 0-7 0.0% 2nd half: 4-10 40.0% Game: 4-17 23.5%
FT % 1st Half: 10-18 55.6% 2nd half: 13-17 76.5% Game: 23-35 65.7%

Arkansas 94 • 19-8, 8-6 SEC

#	Player	Total		3-Ptr	Rebounds			PF	TP	A	TO	Blk	Stl	Min
		FG-FGA	FT-FTA		Off	Def	Tot							
10	Daniel Gafford	7-8	0-0	4-6	4	2	6	4	18	2	2	2	1	28
13	Dustin Thomas	3-4	0-0	1-2	0	3	3	4	7	0	2	0	1	19
00	Jaylen Barford	7-18	4-10	3-4	2	3	5	4	21	5	1	0	1	32
04	Daryl Macon	7-12	4-6	2-2	1	2	3	2	20	3	1	0	0	24
31	Anton Beard	2-8	1-3	0-2	0	1	1	1	5	5	1	0	0	27
01	Trey Thompson	1-5	0-0	0-0	3	3	6	2	2	0	0	0	0	15
02	Adrio Bailey	0-0	0-0	0-0	0	0	0	0	0	0	0	0	0	2
05	Arlando Cook	0-0	0-0	0-0	0	1	1	0	0	0	1	0	0	2
15	Jonathan Holmes	0-1	0-0	0-0	0	0	0	0	0	0	0	0	0	1
20	Darius Hall	0-2	0-1	2-2	1	6	7	3	2	1	0	0	0	17
22	Gabe Osabuohien	3-6	0-1	0-1	1	2	3	3	6	1	1	1	1	15
23	C.J. Jones	5-7	1-2	2-3	1	1	2	1	3	0	0	0	1	18
Team					6	2	8							
Totals		35-71	10-23	14-22	19	26	45	25	94	17	9	3	5	200

FG % 1st Half: 16-34 47.1% 2nd half: 19-37 51.4% Game: 35-71 49.3% Deadball Rebounds 3,1
3FG % 1st Half: 4-12 33.3% 2nd half: 6-11 54.5% Game: 10-23 43.5%
FT % 1st Half: 7-10 70.0% 2nd half: 7-12 58.3% Game: 14-22 63.6%

Officials: Tony Greene, Chuck Jones, Will Howard
Technical fouls: Texas A&M-None. Arkansas-None.
Attendance: 18097

Score by periods	1st	2nd	Total
Texas A&M	32	43	75
Arkansas	43	51	94

Points	In Paint	Off T/O	2nd Chance	Fast Break	Bench
TAMU	32	10	14	10	8
AR	34	18	17	7	23

Last FG - TAMU 2nd-02:33, AR 2nd-01:56.
Largest lead - TAMU by 2 1st-18:32, AR by 19 2nd-00:38.
TAMU led for 00:24, AR led for 38:20. Game was tied for 01:16.

Score tied - 1 time.
Lead changed - 2 times.

GAME 26

Arkansas at Ole Miss
Feb. 13, 2018 at 6 p.m. at Oxford, Miss. (The Pavilion at Ole Miss)

Arkansas 75 • 18-8, 7-6 SEC

#	Player	Total		3-Ptr	Rebounds			PF	TP	A	TO	Blk	Stl	Min
		FG-FGA	FT-FTA		Off	Def	Tot							
10	Daniel Gafford	6-7	0-0	7-10	3	3	6	2	19	0	0	0	0	20
13	Dustin Thomas	2-5	0-0	2-2	2	2	4	4	6	1	1	0	0	21
00	Jaylen Barford	5-14	1-7	2-2	1	4	5	3	13	1	2	0	0	32
04	Daryl Macon	1-6	0-4	2-2	1	3	4	2	4	6	2	0	1	25
31	Anton Beard	5-10	3-4	0-0	0	3	3	1	13	1	1	0	1	30
01	Trey Thompson	0-2	0-0	0-0	0	5	5	4	0	3	0	0	1	22
05	Arlando Cook	0-2	0-0	1-2	0	2	2	0	1	0	0	0	0	7
20	Darius Hall	5-8	3-4	1-7	5	6	11	3	14	3	1	0	0	22
22	Gabe Osabuohien	1-2	0-0	1-2	0	3	3	3	0	0	0	0	0	8
23	C.J. Jones	1-6	0-4	0-0	0	1	1	0	2	0	1	0	1	13
Team					1	4	5							
Totals		26-62	7-23	16-27	13	36	49	22	75	15	8	0	4	200

FG % 1st Half: 11-32 34.4% 2nd half: 15-30 50.0% Game: 26-62 41.9% Deadball Rebounds 2,1
3FG % 1st Half: 4-14 28.6% 2nd half: 3-9 33.3% Game: 7-23 30.4%
FT % 1st Half: 8-12 66.7% 2nd half: 8-15 53.3% Game: 16-27 59.3%

Ole Miss 64 • 11-15, 4-9 SEC

#	Player	Total			3-Ptr			Rebounds			PF	TP	A	TO	Blk	Stl	Min
		FG	FGA	FT	FTA	Off	Def	Tot									
02	Marcanvis Hymon	f	2-4	0-0	0-0	3	5	8	3	4	1	1	1	0	27		
12	Bruce Stevens	f	1-4	0-0	2-4	1	4	5	5	4	1	4	0	2	15		
01	Deandre Burnett	g	6-15	3-6	9-12	0	2	2	1	24	3	1	0	0	31		
03	Terence Davis	f	2-11	0-2	2-4	6	7	13	4	6	2	3	0	1	25		
05	Markel Crawford	g	4-9	2-5	7-9	2	6	8	0	17	2	1	0	1	39		
04	Devontae Shuler	f	1-3	1-3	0-0	0	1	1	2	3	1	0	0	0	11		
00	Brelin Tyree	f	2-11	2-5	0-0	0	3	3	1	6	1	0	0	0	23		
13	Dominik Olejniczak	f	0-1	0-0	0-0	0	0	0	2	0	0	0	0	0	9		
50	Justas Furmanavicius	f	0-4	0-4	0-2	2	3	5	3	0	0	0	0	1	20		
	Team					1	4	5									
Totals			18-62	8-25	20-31	15	32	47	21	64	11	10	1	5	200		

GAME 29

Arkansas at Alabama Feb. 24, 2018 at 5 p.m. at Tuscaloosa, Ala. (Coleman Coliseum)

Arkansas 76 • 20-9, 9-7

#	Player	Total		3-Ptr		Rebounds			PF	TP	A	TO	Blk	Stl	Min
		FG-FGA	FG-FGA	FT-FTA	Off Def Tot	PF	TP	A							
10	Daniel Gafford	4-12	0-0	3-4	5 2 7	4	11	1	0	0	0	0	0	0	20
13	Dustin Thomas	4-5	0-0	3-4	1 1 2	3	11	1	0	0	1	0	0	0	19
00	Jaylen Barford	4-7	2-3	0-0	0 2 2	4	10	0	4	0	1	0	0	0	29
04	Daryl Macon	5-12	1-4	6-8	1 4 5	0	17	3	2	0	3	2	0	0	29
31	Anton Beard	1-5	1-3	2-4	0 1 1	3	5	1	1	0	1	0	1	0	32
01	Trey Thompson	0-1	0-0	0-0	1 6 7	0	0	5	2	1	0	0	0	0	20
02	Adrio Bailey	3-4	0-0	1-1	3 2 5	1	7	1	1	1	0	0	0	0	13
05	Arlando Cook	0-0	0-0	0-0	0 0 0	1	0	0	0	0	0	0	0	0	6
22	Darius Hall	1-3	0-1	0-0	0 0 0	1	2	1	1	0	0	0	0	0	11
20	Gabe Osabuohien	0-1	0-0	0-0	0 0 0	2	0	0	2	0	1	0	0	0	3
23	C.J. Jones	5-7	3-3	0-0	0 0 0	1	13	0	1	0	0	0	0	0	18
Team					2 5 7			2							
Totals		27-57	7-14	15-21	13 23 36	20	76	13	16	2	7	200			

FG % 1st Half: 13-27 48.1% 2nd half: 14-30 46.7% Game: 27-57 47.4%
 3FG % 1st Half: 4-7 57.1% 2nd half: 3-7 42.9% Game: 7-14 50.0%
 FT % 1st Half: 5-5 100.0% 2nd half: 10-16 62.5% Game: 15-21 71.4%

Deadball
Rebounds
4

Alabama 73 • 17-12, 8-8

#	Player	Total		3-Ptr		Rebounds			PF	TP	A	TO	Blk	Stl	Min
		FG-FGA	FG-FGA	FT-FTA	Off Def Tot	PF	TP	A							
00	Donta Hall	2-5	0-0	0-3	3 5 8	2	4	1	1	3	1	29			
25	Braxton Key	6-9	2-4	2-3	1 4 5	2	16	2	3	2	1	25			
02	Collin Sexton	3-10	0-5	9-13	0 2 2	2	15	6	2	0	1	31			
12	Dazon Ingram	4-7	2-5	3-4	0 2 2	4	13	2	3	2	1	30			
23	John Petty	4-6	4-6	2-2	2 1 3	1	14	1	2	0	0	30			
03	Alex Reese	2-6	2-4	0-0	1 0 1	0	6	0	1	1	1	15			
04	Daniel Giddens	0-0	0-0	0-0	0 0 0	1	0	0	2	1	1	12			
05	Avery Johnson Jr	1-4	1-2	2-2	1 1 2	1	5	1	0	0	0	10			
10	Herbert Jones	0-2	0-1	0-0	0 3 3	2	0	1	1	0	3	18			
Team					1 1 2			3							
Totals		22-49	11-27	18-27	9 19 28	15	73	14	18	9	9	200			

FG % 1st Half: 10-25 40.0% 2nd half: 12-24 50.0% Game: 22-49 44.9%
 3FG % 1st Half: 5-14 35.7% 2nd half: 6-13 46.2% Game: 11-27 40.7%
 FT % 1st Half: 6-9 66.7% 2nd half: 12-18 66.7% Game: 18-27 66.7%

Deadball
Rebounds
4

Officials: Ron Groover, Keith Kimble, Brian Shey
 Technical fouls: Arkansas-None. Alabama-Dazon Ingram.
 Attendance: 15383

Score by periods	1st	2nd	Total
Arkansas	35	41	76
Alabama	31	42	73

	Points	In Paint	Off T/O	2nd Chance	Fast Break	Bench
AR	30	21	12	0	22	
UA	22	16	11	0	11	

Last FG - AR 2nd-01:53, UA 2nd-00:05.
 Largest lead - AR by 10 1st-02:30, UA by 4 2nd-16:16.
 AR led for 29:33. UA led for 07:14. Game was tied for 03:13.

Score tied - 7 times.
 Lead changed - 6 times.

GAME 31

Arkansas at Missouri March 3, 2018 at 5 p.m. at Columbia, Mo. (Mizzou Arena)

Arkansas 67 • 21-10 (10-8)

#	Player	Total		3-Ptr		Rebounds			PF	TP	A	TO	Blk	Stl	Min
		FG-FGA	FG-FGA	FT-FTA	Off Def Tot	PF	TP	A							
00	Jaylen Barford	4-13	3-8	0-0	0 5 5	4	11	4	1	0	1	33			
04	Daryl Macon	3-8	0-2	6-6	1 2 3	2	12	6	1	0	1	36			
10	Daniel Gafford	7-10	0-0	2-4	1 3 4	3	16	0	1	4	1	25			
13	Dustin Thomas	1-4	0-0	1-2	0 1 1	2	3	2	2	0	1	18			
31	Anton Beard	4-8	1-2	2-2	2 3 5	2	11	2	1	0	0	35			
01	Trey Thompson	3-6	0-0	0-0	1 1 2	4	6	0	1	1	0	20			
02	Adrio Bailey	1-1	0-0	0-0	0 1 1	3	2	0	0	0	0	9			
05	Arlando Cook	0-0	0-0	0-0	0 0 0	1	0	1	0	0	0	8			
20	Darius Hall	1-4	0-1	0-0	0 0 0	3	2	0	0	0	0	9			
23	C.J. Jones	1-2	1-2	1-1	0 2 2	2	4	0	1	0	0	7			
Team					1 1 2										
Totals		25-56	5-15	12-15	6 19 25	26	67	15	8	5	4	200			

FG % 1st Half: 11-29 37.9% 2nd half: 14-27 51.9% Game: 25-56 44.6%
 3FG % 1st Half: 3-8 37.5% 2nd half: 2-7 28.6% Game: 5-15 33.3%
 FT % 1st Half: 6-7 85.7% 2nd half: 6-8 75.0% Game: 12-15 80.0%

Deadball
Rebounds
2

Missouri 77 • 20-11 (10-8)

#	Player	Total		3-Ptr		Rebounds			PF	TP	A	TO	Blk	Stl	Min
		FG-FGA	FG-FGA	FT-FTA	Off Def Tot	PF	TP	A							
01	Terrence Phillips	3-10	3-9	5-7	0 1 1	1	14	1	1	0	0	38			
05	Mitchell Smith	6-11	2-4	5-7	2 6 8	2	19	4	1	1	2	29			
10	Brett Rau	0-2	0-0	0-0	0 0 0	2	0	0	0	0	0	4			
11	Jontay Porter	1-5	0-3	2-2	0 0 0	2	4	4	2	0	1	33			
14	Reed Nikko	5-8	5-7	4-4	3 8 11	2	19	1	1	1	0	40			
15	Jordan Geist	5-10	0-0	7-9	3 5 8	4	17	0	4	1	0	28			
21	Jordan Barnett	0-2	0-1	4-4	1 2 3	4	4	1	2	1	0	19			
23	Jeremiah Tilmon	0-0	0-0	0-0	0 1 1	0	0	1	0	0	0	9			
Team					2 3 5			1							
Totals		20-48	10-24	27-33	11 26 37	17	77	12	12	4	3	200			

FG % 1st Half: 13-32 40.6% 2nd half: 7-16 43.8% Game: 20-48 41.7%
 3FG % 1st Half: 5-11 45.5% 2nd half: 5-13 38.5% Game: 10-24 41.7%
 FT % 1st Half: 8-11 72.7% 2nd half: 19-22 86.4% Game: 27-33 81.8%

Deadball
Rebounds
4

Officials: Tony Greene, Tony Henderson, Bart Lenox
 Technical fouls: Arkansas-None. Missouri-None.
 Attendance: 15061

Score by periods	1st	2nd	Total
Arkansas	31	36	67
Missouri	39	38	77

	Points	In Paint	Off T/O	2nd Chance	Fast Break	Bench
AR	28	14	4	10	14	
MIZ	18	11	15	2	77	

Last FG - AR 2nd-02:30, MIZ 2nd-01:10.
 Largest lead - AR by 7 1st-13:36, MIZ by 12 2nd-06:04.
 AR led for 07:20. MIZ led for 29:43. Game was tied for 02:57.

Score tied - 2 times.
 Lead changed - 1 time.

GAME 30

Arkansas vs No. 14 Auburn Feb. 27, 2018 at 8 p.m. at Fayetteville, Ark. (Bud Walton Arena)

Auburn 82 • 24-6, 12-5 SEC

#	Player	Total		3-Ptr		Rebounds			PF	TP	A	TO	Blk	Stl	Min
		FG-FGA	FG-FGA	FT-FTA	Off Def Tot	PF	TP	A							
00	Horace Spencer	1-3	0-0	2-2	0 2 2	5	4	1	0	0	0	12			
13	Desean Murray	1-4	0-1	1-2	1 3 4	4	3	1	1	0	0	21			
01	Jared Harper	4-11	1-7	11-11	1 1 2	2	20	5	2	0	0	36			
02	Bryce Brown	4-13	0-6	4-4	0 1 1	1	12	1	2	0	0	32			
05	Mustapha Heron	8-21	3-7	9-11	3 5 8	3	28	0	1	0	2	35			
04	Chuma Okeke	1-4	1-3	2-2	3 7 10	4	5	2	0	0	0	31			
10	Davion Mitchell	1-3	1-2	2-2	0 2 2	2	5	1	1	0	0	17			
14	Malik Dunbar	2-5	1-2	0-0	1 3 4	3	5	0	4	0	0	15			
41	Cole Blackstock	0-0	0-0	0-0	0 0 0	1	0	0	0	0	0	1			
Team					3 1 4										
Totals		22-64	7-28	31-34	12 25 37	25	82	11	11	0	2	200			

FG % 1st Half: 11-32 34.4% 2nd half: 11-32 34.4% Game: 22-64 34.4%
 3FG % 1st Half: 3-14 21.4% 2nd half: 4-14 28.6% Game: 7-28 25.0%
 FT % 1st Half: 17-19 89.5% 2nd half: 14-15 93.3% Game: 31-34 91.2%

Deadball
Rebounds
0,2

Arkansas 91 • 21-9, 10-7 SEC

#	Player	Total		3-Ptr		Rebounds			PF	TP	A	TO	Blk	Stl	Min
		FG-FGA	FG-FGA	FT-FTA	Off Def Tot	PF	TP	A							
01	Trey Thompson	0-1	0-0	2-2	0 1 1	3	2	2	1	1	0	13			
13	Dustin Thomas	1-2	0-0	0-0	0 2 2	2	2	1	1	0	0	8			
00	Jaylen Barford	5-18	3-9	7-8	1 9 10	1	20	3	1	0	0	32			
04	Daryl Macon	6-7	4-4	0-2	0 3 3	3	16	6	2	0	1	26			
31	Anton Beard	2-6	1-3	6-9	0 4 4	3	11	5	2	0	1	32			

RECORD:	OVERALL	HOME	AWAY	NEUTRAL
ALL GAMES	21-10	15-2	3-7	3-1
CONFERENCE	10-8	7-2	3-6	0-0
NON-CONFERENCE	11-2	8-0	0-1	3-1

#	Player	gp-gs	min	avg	Total		3-Point		F-Throw		Rebounds								Assists								pts	avg
					fg-fga	fg%	3fg-fga	3fg%	ft-fa	ft%	off	def	tot	avg	pf	dq	a	to	blk	stl								
00	Jaylen Barford	31-31	970	31.3	201-430	.467	76-175	.434	77-110	.700	31	91	122	3.9	78	0	85	57	8	32	555	17.9						
04	Daryl Macon	31-26	955	30.8	162-350	.463	81-185	.438	126-146	.863	11	77	88	2.8	57	0	125	56	2	34	531	17.1						
10	Daniel Gafford	31-22	692	22.3	147-242	.607	0-0	.000	80-151	.530	67	124	191	6.2	104	3	23	33	68	19	374	12.1						
31	Anton Beard	31-31	928	29.9	102-260	.392	35-108	.324	58-78	.744	16	64	80	2.6	78	1	93	42	2	26	297	9.6						
23	C.J. Jones	31-0	469	15.1	77-175	.440	41-107	.383	18-22	.818	3	42	45	1.5	28	0	14	13	4	8	213	6.9						
13	Dustin Thomas	26-17	500	19.2	48-94	.511	1-2	.500	34-51	.667	31	76	107	4.1	69	1	26	29	3	20	131	5.0						
20	Darius Hall	31-5	450	14.5	53-104	.510	11-28	.393	30-56	.536	25	72	97	3.1	60	1	15	32	7	15	147	4.7						
02	Adrio Bailey	27-12	366	13.6	47-82	.573	0-0	.000	15-27	.556	28	42	70	2.6	50	1	16	16	21	11	109	4.0						
01	Trey Thompson	31-9	564	18.2	45-89	.506	0-0	.000	17-27	.630	37	90	127	4.1	74	1	50	33	27	22	107	3.5						
05	Arlando Cook	24-2	234	9.8	18-42	.429	0-0	.000	5-11	.455	10	31	41	1.7	15	0	9	9	2	7	41	1.7						
22	Gabe Osabuohien	16-0	123	7.7	10-22	.455	0-3	.000	2-10	.200	6	19	25	1.6	20	0	7	11	3	3	22	1.4						
15	Jonathan Holmes	11-0	18	1.6	6-15	.400	2-6	.333	1-2	.500	2	1	3	0.3	1	0	1	2	0	1	15	1.4						
14	JT Plummer	7-0	6	0.9	0-0	.000	0-0	.000	0-0	.000	0	0	0	0.0	0	0	0	0	0	0	0	0.0						
	Team										46	42	88		1			11										
	Total.....	31	6275		916-1905	.481	247-614	.402	463-691	.670	313	771	1084	35.0	635	8	464	344	147	198	2542	82.0						
	Opponents.....	31	6275		767-1800	.426	258-744	.347	556-766	.726	351	768	1119	36.1	596	14	420	438	113	150	2348	75.7						

TEAM STATISTICS	AR	OPP	Date	Opponent		Score	Att.			
SCORING	2542	2348	11/10/17	SAMFORD	W	95-56	13407			
Points per game	82.0	75.7	11/12/17	BUCKNELL	W	101-73	13404			
Scoring margin	+6.3	-	11/17/17	FRESNO STATE	W	83-75	15051			
FIELD GOALS-ATT	916-1905	767-1800	11/23/17	vs Oklahoma	W	92-83	11294			
Field goal pct	.481	.426	11/24/17	vs North Carolina	L	68-87	6603			
3 POINT FG-ATT	247-614	258-744	11/26/17	vs UCONN	W	102-67	11571			
3-point FG pct	.402	.347	12/02/17	at Houston	L	65-91	4186			
3-pt FG made per game	8.0	8.3	12/05/17	COLORADO STATE	W	92-66	13634			
FREE THROWS-ATT	463-691	556-766	12/09/17	MINNESOTA	W	95-79	17583			
Free throw pct	.670	.726	12/16/17	vs Troy	W	88-63	16416			
F-Throws made per game	14.9	17.9	12/19/17	ORAL ROBERTS	W	104-69	13945			
REBOUNDS	1084	1119	12/27/17	CSU BAKERSFIELD	W	95-68	15829			
Rebounds per game	35.0	36.1	* 12/30/17	TENNESSEE	Wot	95-93	18696			
Rebounding margin	-1.1	-	* 01/02/18	at Mississippi State	L	75-78	6324			
ASSISTS	464	420	* 01/06/18	at Auburn	L	77-88	8950			
Assists per game	15.0	13.5	* 01/10/18	LSU	L	54-75	15199			
TURNOVERS	344	438	* 01/13/18	MISSOURI	W	65-63	18297			
Turnovers per game	11.1	14.1	* 01/17/18	at Florida	L	73-88	9929			
Turnover margin	+3.0	-	* 01/20/18	OLE MISS	W	97-93	18030			
Assist/turnover ratio	1.3	1.0	* 01/23/18	at Georgia	Wo2	80-77	6405			
STEALS	198	150	01/27/18	OKLAHOMA STATE	W	66-65	18057			
Steals per game	6.4	4.8	* 01/30/18	at Texas A&M	L	66-80	8761			
BLOCKS	147	113	* 02/03/18	at LSU	L	86-94	9272			
Blocks per game	4.7	3.6	* 02/06/18	SOUTH CAROLINA	W	81-65	14956			
ATTENDANCE	275084	136178	* 02/10/18	VANDERBILT	W	72-54	17083			
Home games-Avg/Game	17-16181	10-9029	* 02/13/18	at Ole Miss	W	75-64	6023			
Neutral site-Avg/Game	-	4-11471	* 02/17/18	TEXAS A&M	W	94-75	18097			
			* 02/20/18	KENTUCKY	L	72-87	18083			
Score by Periods	1st	2nd	OT	OT2	Totals	* 02/24/18	at Alabama	W	76-73	15383
Arkansas	1192	1311	28	11	2542	* 02/27/18	AUBURN	W	91-82	15733
Opponents	1082	1232	26	8	2348	* 03/03/18	at Missouri	L	67-77	15061

* = Conference game

RECORD:	OVERALL	HOME	AWAY	NEUTRAL
ALL GAMES	10-8	7-2	3-6	0-0
CONFERENCE	10-8	7-2	3-6	0-0
NON-CONFERENCE	0-0	0-0	0-0	0-0

#	Player	gp-gs	min	avg	Total		3-Point		F-Throw		Rebounds				pf	dq	a	to	blk	stl	pts	avg
					fg-fga	fg%	3fg-fga	3fg%	ft-fa	ft%	off	def	tot	avg								
00	Jaylen Barford	18-18	588	32.7	117-261	.448	48-113	.425	44-59	.746	20	53	73	4.1	53	0	41	38	2	18	326	18.1
04	Daryl Macon	18-14	574	31.9	98-210	.467	46-107	.430	83-96	.865	8	51	59	3.3	37	0	73	38	0	15	325	18.1
10	Daniel Gafford	18-17	438	24.3	92-156	.590	0-0	.000	44-88	.500	46	66	112	6.2	57	0	11	21	44	10	228	12.7
31	Anton Beard	18-18	537	29.8	52-131	.397	20-55	.364	24-36	.667	7	35	42	2.3	47	1	48	24	0	14	148	8.2
20	Darius Hall	18-4	294	16.3	30-60	.500	6-15	.400	20-37	.541	17	46	63	3.5	32	1	10	16	3	7	86	4.8
23	C.J. Jones	18-0	231	12.8	31-82	.378	13-44	.295	6-9	.667	3	17	20	1.1	14	0	5	7	1	3	81	4.5
13	Dustin Thomas	16-12	304	19.0	28-54	.519	1-1	1.000	14-25	.560	16	42	58	3.6	45	1	16	18	2	11	71	4.4
01	Trey Thompson	18-1	320	17.8	25-50	.500	0-0	.000	11-13	.846	17	53	70	3.9	43	1	25	17	17	11	61	3.4
02	Adrio Bailey	14-4	154	11.0	13-27	.481	0-0	.000	5-11	.455	11	15	26	1.9	25	1	4	6	5	5	31	2.2
22	Gabe Osabuohien	8-0	72	9.0	5-11	.455	0-1	.000	2-5	.400	2	12	14	1.8	12	0	4	8	2	2	12	1.5
05	Arlando Cook	18-2	161	8.9	11-27	.407	0-0	.000	3-9	.333	5	21	26	1.4	11	0	5	8	2	4	25	1.4
15	Jonathan Holmes	4-0	2	0.5	1-2	.500	0-0	.000	0-0	.000	1	0	1	0.3	0	0	0	1	0	0	2	0.5
14	JT Plummer	1-0	0	0.0	0-0	.000	0-0	.000	0-0	.000	0	0	0	0.0	0	0	0	0	0	0	0	0.0
Team											30	27	57		1		8					
Total.....		18	3675		503-1071	.470	134-336	.399	256-388	.660	183	438	621	34.5	377	5	242	210	78	100	1396	77.6
Opponents.....		18	3675		447-1032	.433	156-431	.362	356-475	.749	207	449	656	36.4	334	10	254	227	76	88	1406	78.1

TEAM STATISTICS	AR	OPP	Date	Opponent	Score	Att.
SCORING	1396	1406	* 12/30/17	TENNESSEE	Wot 95-93	18696
Points per game	77.6	78.1	* 01/02/18	at Mississippi State	L 75-78	6324
Scoring margin	-0.6	-	* 01/06/18	at Auburn	L 77-88	8950
FIELD GOALS-ATT	503-1071	447-1032	* 01/10/18	LSU	L 54-75	15199
Field goal pct	.470	.433	* 01/13/18	MISSOURI	w 65-63	18297
3 POINT FG-ATT	134-336	156-431	* 01/17/18	at Florida	L 73-88	9929
3-point FG pct	.399	.362	* 01/20/18	OLE MISS	w 97-93	18030
3-pt FG made per game	7.4	8.7	* 01/23/18	at Georgia	Wo2 80-77	6405
FREE THROWS-ATT	256-388	356-475	* 01/30/18	at Texas A&M	L 66-80	8761
Free throw pct	.660	.749	* 02/03/18	at LSU	L 86-94	9272
F-Throws made per game	14.2	19.8	* 02/06/18	SOUTH CAROLINA	w 81-65	14956
REBOUNDS	621	656	* 02/10/18	VANDERBILT	w 72-54	17083
Rebounds per game	34.5	36.4	* 02/13/18	at Ole Miss	w 75-64	6023
Rebounding margin	-1.9	-	* 02/17/18	TEXAS A&M	w 94-75	18097
ASSISTS	242	254	* 02/20/18	KENTUCKY	L 72-87	18083
Assists per game	13.4	14.1	* 02/24/18	at Alabama	w 76-73	15383
TURNOVERS	210	227	* 02/27/18	AUBURN	w 91-82	15733
Turnovers per game	11.7	12.6	* 03/03/18	at Missouri	L 67-77	15061
Turnover margin	+0.9	-	* = Conference game			
Assist/turnover ratio	1.2	1.1				
STEALS	100	88				
Steals per game	5.6	4.9				
BLOCKS	78	76				
Blocks per game	4.3	4.2				
ATTENDANCE	154174	86108				
Home games-Avg/Game	9-17130	9-9568				
Neutral site-Avg/Game	-	0-0				

Score by Periods	1st	2nd	OT	OT2	Totals
Arkansas	632	725	28	11	1396
Opponents	650	722	26	8	1406

RECORD:	OVERALL	HOME	AWAY	NEUTRAL
ALL GAMES	3-2	2-1	1-1	0-0
CONFERENCE	3-2	2-1	1-1	0-0
NON-CONFERENCE	0-0	0-0	0-0	0-0

#	Player	gp-gs	min	avg	Total		3-Point		F-Throw		Rebounds				pf	dq	a	to	blk	stl	pts	avg
					fg-fga	fg%	3fg-fga	3fg%	ft-fa	ft%	off	def	tot	avg								
04	Daryl Macon	5-5	147	29.4	29-55	.527	13-25	.520	20-25	.800	3	12	15	3.0	9	0	19	7	0	5	91	18.2
10	Daniel Gafford	5-4	123	24.6	30-51	.588	0-0	.000	15-27	.556	16	16	32	6.4	14	0	6	7	17	2	75	15.0
00	Jaylen Barford	5-5	156	31.2	24-72	.333	14-37	.378	12-14	.857	4	19	23	4.6	15	0	13	7	1	3	74	14.8
31	Anton Beard	5-5	158	31.6	14-36	.389	7-17	.412	10-17	.588	2	11	13	2.6	12	0	18	8	0	3	45	9.0
23	C.J. Jones	5-0	71	14.2	14-25	.560	7-13	.538	3-4	.750	1	5	6	1.2	6	0	1	2	0	2	38	7.6
13	Dustin Thomas	5-5	84	16.8	12-19	.632	0-0	.000	5-8	.625	7	11	18	3.6	15	0	5	5	0	4	29	5.8
01	Trey Thompson	5-1	90	18.0	6-16	.375	0-0	.000	2-2	1.000	6	14	20	4.0	12	0	9	7	4	1	14	2.8
02	Adrio Bailey	4-0	34	8.5	4-5	.800	0-0	.000	3-3	1.000	3	4	7	1.8	7	0	1	1	1	0	11	2.8
22	Gabe Osabuohien	4-0	30	7.5	4-9	.444	0-1	.000	0-1	.000	1	4	5	1.3	5	0	2	4	1	2	8	2.0
20	Darius Hall	5-0	65	13.0	3-13	.231	0-4	.000	2-2	1.000	1	9	10	2.0	10	0	3	1	1	1	8	1.6
05	Arlando Cook	5-0	41	8.2	3-4	.750	0-0	.000	1-3	.333	1	3	4	0.8	5	0	1	1	0	1	7	1.4
14	JT Plummer	1-0	0	0.0	0-0	.000	0-0	.000	0-0	.000	0	0	0	0.0	0	0	0	0	0	0	0	0.0
15	Jonathan Holmes	2-0	1	0.5	0-1	.000	0-0	.000	0-0	.000	0	0	0	0.0	0	0	0	0	0	0	0	0.0
Team											10	11	21					3				
Total.....		5	1000		143-306	.467	41-97	.423	73-106	.689	55	119	174	34.8	110	0	78	53	25	24	400	80.0
Opponents.....		5	1000		119-283	.420	40-117	.342	116-149	.779	63	118	181	36.2	93	1	66	65	24	27	394	78.8

TEAM STATISTICS

	AR	OPP
SCORING	400	394
Points per game	80.0	78.8
Scoring margin	+1.2	-
FIELD GOALS-ATT	143-306	119-283
Field goal pct	.467	.420
3 POINT FG-ATT	41-97	40-117
3-point FG pct	.423	.342
3-pt FG made per game	8.2	8.0
FREE THROWS-ATT	73-106	116-149
Free throw pct	.689	.779
F-Throws made per game	14.6	23.2
REBOUNDS	174	181
Rebounds per game	34.8	36.2
Rebounding margin	-1.4	-
ASSISTS	78	66
Assists per game	15.6	13.2
TURNOVERS	53	65
Turnovers per game	10.6	13.0
Turnover margin	+2.4	-
Assist/turnover ratio	1.5	1.0
STEALS	24	27
Steals per game	4.8	5.4
BLOCKS	25	24
Blocks per game	5.0	4.8
ATTENDANCE	51913	30444
Home games-Avg/Game	3-17304	2-15222
Neutral site-Avg/Game	-	0-0

Date	Opponent		Score	Att.
* 02/17/18	TEXAS A&M	W	94-75	18097
* 02/20/18	KENTUCKY	L	72-87	18083
* 02/24/18	at Alabama	W	76-73	15383
* 02/27/18	AUBURN	W	91-82	15733
* 03/03/18	at Missouri	L	67-77	15061

* = Conference game

Score by Periods	1st	2nd	Totals
Arkansas	204	196	400
Opponents	187	207	394

RECORD:	OVERALL	HOME	AWAY	NEUTRAL
ALL GAMES	6-4	4-1	2-3	0-0
CONFERENCE	6-4	4-1	2-3	0-0
NON-CONFERENCE	0-0	0-0	0-0	0-0

#	Player	gp-gs	min	avg	Total		3-Point		F-Throw		Rebounds				pf	dq	a	to	blk	stl	pts	avg
					fg-fga	fg%	3fg-fga	3fg%	ft-fa	ft%	off	def	tot	avg								
04	Daryl Macon	10-9	300	30.0	56-118	.475	25-55	.455	46-53	.868	6	24	30	3.0	20	0	42	15	0	11	183	18.3
00	Jaylen Barford	10-10	309	30.9	56-142	.394	28-68	.412	21-25	.840	9	31	40	4.0	28	0	22	18	1	7	161	16.1
10	Daniel Gafford	10-9	227	22.7	54-88	.614	0-0	.000	28-53	.528	27	34	61	6.1	31	0	6	12	29	5	136	13.6
31	Anton Beard	10-10	295	29.5	29-70	.414	12-30	.400	18-28	.643	4	23	27	2.7	23	0	29	15	0	9	88	8.8
13	Dustin Thomas	9-7	166	18.4	19-37	.514	0-0	.000	8-12	.667	12	23	35	3.9	27	0	8	10	2	6	46	5.1
23	C.J. Jones	10-0	129	12.9	20-46	.435	7-24	.292	4-5	.800	1	11	12	1.2	7	0	3	3	0	3	51	5.1
20	Darius Hall	10-1	168	16.8	15-31	.484	4-9	.444	6-17	.353	8	28	36	3.6	21	1	8	8	3	4	40	4.0
01	Trey Thompson	10-1	196	19.6	13-31	.419	0-0	.000	7-7	1.000	9	33	42	4.2	27	1	18	10	12	6	33	3.3
02	Adrio Bailey	6-1	63	10.5	6-10	.600	0-0	.000	4-5	.800	6	6	12	2.0	11	0	1	3	1	1	16	2.7
22	Gabe Osabuohien	8-0	72	9.0	5-11	.455	0-1	.000	2-5	.400	2	12	14	1.8	12	0	4	8	2	2	12	1.5
05	Arlando Cook	10-2	73	7.3	5-14	.357	0-0	.000	2-5	.400	1	7	8	0.8	5	0	1	5	0	3	12	1.2
15	Jonathan Holmes	4-0	2	0.5	1-2	.500	0-0	.000	0-0	.000	1	0	1	0.3	0	0	0	1	0	0	2	0.5
14	JT Plummer	1-0	0	0.0	0-0	.000	0-0	.000	0-0	.000	0	0	0	0.0	0	0	0	0	0	0	0	0.0
Team											17	20	37					5				
Total.....		10	2000		279-600	.465	76-187	.406	146-215	.679	103	252	355	35.5	212	2	142	113	50	57	780	78.0
Opponents.....		10	2000		229-566	.405	82-242	.339	211-277	.762	122	246	368	36.8	186	3	134	133	42	47	751	75.1

TEAM STATISTICS

	AR	OPP
SCORING	780	751
Points per game	78.0	75.1
Scoring margin	+2.9	-
FIELD GOALS-ATT	279-600	229-566
Field goal pct	.465	.405
3 POINT FG-ATT	76-187	82-242
3-point FG pct	.406	.339
3-pt FG made per game	7.6	8.2
FREE THROWS-ATT	146-215	211-277
Free throw pct	.679	.762
F-Throws made per game	14.6	21.1
REBOUNDS	355	368
Rebounds per game	35.5	36.8
Rebounding margin	-1.3	-
ASSISTS	142	134
Assists per game	14.2	13.4
TURNOVERS	113	133
Turnovers per game	11.3	13.3
Turnover margin	+2.0	-
Assist/turnover ratio	1.3	1.0
STEALS	57	47
Steals per game	5.7	4.7
BLOCKS	50	42
Blocks per game	5.0	4.2
ATTENDANCE	83952	54500
Home games-Avg/Game	5-16790	5-10900
Neutral site-Avg/Game	-	0-0

Date	Opponent	Score	Att.
* 01/30/18	at Texas A&M	L 66-80	8761
* 02/03/18	at LSU	L 86-94	9272
* 02/06/18	SOUTH CAROLINA	W 81-65	14956
* 02/10/18	VANDERBILT	W 72-54	17083
* 02/13/18	at Ole Miss	W 75-64	6023
* 02/17/18	TEXAS A&M	W 94-75	18097
* 02/20/18	KENTUCKY	L 72-87	18083
* 02/24/18	at Alabama	W 76-73	15383
* 02/27/18	AUBURN	W 91-82	15733
* 03/03/18	at Missouri	L 67-77	15061

* = Conference game

Score by Periods	1st	2nd	Totals
Arkansas	376	404	780
Opponents	345	406	751

RECORD:	OVERALL	HOME	AWAY	NEUTRAL
ALL GAMES	15-2	15-2	0-0	0-0
CONFERENCE	7-2	7-2	0-0	0-0
NON-CONFERENCE	8-0	8-0	0-0	0-0

#	Player	gp-gs	min	avg	Total		3-Point		F-Throw		Rebounds				pf	dq	a	to	blk	stl	pts	avg
					fg-fga	fg%	3fg-fga	3fg%	ft-fa	ft%	off	def	tot	avg								
00	Jaylen Barford	17-17	517	30.4	112-234	.479	45-96	.469	50-73	.685	17	49	66	3.9	38	0	50	25	5	20	319	18.8
04	Daryl Macon	17-14	514	30.2	89-187	.476	49-105	.467	72-84	.857	5	37	42	2.5	32	0	80	29	2	17	299	17.6
10	Daniel Gafford	17-12	389	22.9	93-145	.641	0-0	.000	46-88	.523	38	74	112	6.6	56	2	15	20	53	12	232	13.6
31	Anton Beard	17-17	509	29.9	55-140	.393	20-63	.317	33-47	.702	7	36	43	2.5	44	1	57	20	2	15	163	9.6
23	C.J. Jones	17-0	278	16.4	50-105	.476	24-60	.400	7-11	.636	2	28	30	1.8	16	0	9	6	3	4	131	7.7
13	Dustin Thomas	12-9	212	17.7	24-46	.522	0-0	.000	14-23	.609	14	40	54	4.5	34	1	15	10	1	10	62	5.2
20	Darius Hall	17-3	247	14.5	25-58	.431	5-18	.278	24-36	.667	15	35	50	2.9	36	1	10	21	5	12	79	4.6
01	Trey Thompson	17-5	296	17.4	26-49	.531	0-0	.000	10-16	.625	27	51	78	4.6	40	0	21	19	13	13	62	3.6
02	Adrio Bailey	15-7	191	12.7	20-33	.606	0-0	.000	8-14	.571	9	18	27	1.8	26	0	11	11	10	6	48	3.2
05	Arlando Cook	14-1	153	10.9	13-23	.565	0-0	.000	4-7	.571	8	19	27	1.9	9	0	6	8	0	5	30	2.1
22	Gabe Osabuohien	11-0	101	9.2	8-17	.471	0-3	.000	1-7	.143	5	12	17	1.5	15	0	5	8	3	1	17	1.5
15	Jonathan Holmes	9-0	13	1.4	4-11	.364	1-5	.200	1-2	.500	1	1	2	0.2	1	0	1	1	0	1	10	1.1
14	JT Plummer	6-0	5	0.8	0-0	.000	0-0	.000	0-0	.000	0	0	0	0.0	0	0	0	0	0	0	0	0.0
Team											26	18	44		1		5					
Total.....		17	3425		519-1048	.495	144-350	.411	270-408	.662	174	418	592	34.8	348	5	280	183	97	116	1452	85.4
Opponents.....		17	3425		412-993	.415	126-403	.313	288-401	.718	205	405	610	35.9	350	11	224	259	44	75	1238	72.8

TEAM STATISTICS	AR	OPP	Date	Opponent	Score	Att.
SCORING	1452	1238	11/10/17	SAMFORD	w 95-56	13407
Points per game	85.4	72.8	11/12/17	BUCKNELL	w 101-73	13404
Scoring margin	+12.6	-	11/17/17	FRESNO STATE	w 83-75	15051
FIELD GOALS-ATT	519-1048	412-993	12/05/17	COLORADO STATE	w 92-66	13634
Field goal pct	.495	.415	12/09/17	MINNESOTA	w 95-79	17583
3 POINT FG-ATT	144-350	126-403	12/19/17	ORAL ROBERTS	w 104-69	13945
3-point FG pct	.411	.313	12/27/17	CSU BAKERSFIELD	w 95-68	15829
3-pt FG made per game	8.5	7.4	* 12/30/17	TENNESSEE	Wot 95-93	18696
FREE THROWS-ATT	270-408	288-401	* 01/10/18	LSU	L 54-75	15199
Free throw pct	.662	.718	* 01/13/18	MISSOURI	w 65-63	18297
F-Throws made per game	15.9	16.9	* 01/20/18	OLE MISS	w 97-93	18030
REBOUNDS	592	610	01/27/18	OKLAHOMA STATE	w 66-65	18057
Rebounds per game	34.8	35.9	* 02/06/18	SOUTH CAROLINA	w 81-65	14956
Rebounding margin	-1.1	-	* 02/10/18	VANDERBILT	w 72-54	17083
ASSISTS	280	224	* 02/17/18	TEXAS A&M	w 94-75	18097
Assists per game	16.5	13.2	* 02/20/18	KENTUCKY	L 72-87	18083
TURNOVERS	183	259	* 02/27/18	AUBURN	w 91-82	15733
Turnovers per game	10.8	15.2				
Turnover margin	+4.5	-				
Assist/turnover ratio	1.5	0.9				
STEALS	116	75				
Steals per game	6.8	4.4				
BLOCKS	97	44				
Blocks per game	5.7	2.6				
ATTENDANCE	275084	0				
Home games-Avg/Game	17-16181	0-0				
Neutral site-Avg/Game	-	0-0				

* = Conference game











Score by Periods	1st	2nd	OT	Totals
Arkansas	711	719	22	1452
Opponents	571	647	20	1238

RECORD:	OVERALL	HOME	AWAY	NEUTRAL
ALL GAMES	3-1	0-0	0-0	3-1
CONFERENCE	0-0	0-0	0-0	0-0
NON-CONFERENCE	3-1	0-0	0-0	3-1

#	Player	gp-gs	min	avg	Total		3-Point		F-Throw		Rebounds				pf	dq	a	to	blk	stl	pts	avg
					fg-fga	fg%	3fg-fga	3fg%	ft-fa	ft%	off	def	tot	avg								
04	Daryl Macon	4-4	113	28.3	22-47	.468	14-26	.538	17-19	.895	0	12	12	3.0	5	0	10	5	0	7	75	18.8
00	Jaylen Barford	4-4	118	29.5	27-59	.458	10-23	.435	7-11	.636	1	15	16	4.0	7	0	12	7	3	3	71	17.8
31	Anton Beard	4-4	128	32.0	15-43	.349	4-15	.267	10-10	1.000	2	10	12	3.0	9	0	13	9	0	3	44	11.0
23	C.J. Jones	4-0	74	18.5	12-28	.429	7-21	.333	8-8	1.000	0	6	6	1.5	3	0	2	2	1	3	39	9.8
10	Daniel Gafford	4-1	78	19.5	13-20	.650	0-0	.000	11-20	.550	4	21	25	6.3	17	1	3	6	6	3	37	9.3
02	Adrio Bailey	4-3	75	18.8	14-26	.538	0-0	.000	3-5	.600	9	12	21	5.3	7	0	3	1	8	1	31	7.8
13	Dustin Thomas	4-1	77	19.3	4-9	.444	0-0	.000	8-10	.800	8	14	22	5.5	11	0	0	7	0	3	16	4.0
20	Darius Hall	4-0	38	9.5	6-8	.750	1-1	1.000	2-3	.667	1	9	10	2.5	9	0	0	2	1	1	15	3.8
01	Trey Thompson	4-3	74	18.5	6-9	.667	0-0	.000	3-6	.500	4	8	12	3.0	7	0	13	3	3	3	15	3.8
15	Jonathan Holmes	2-0	5	2.5	2-4	.500	1-1	1.000	0-0	.000	1	0	1	0.5	0	0	0	1	0	0	5	2.5
22	Gabe Osabuohien	2-0	10	5.0	1-2	.500	0-0	.000	0-1	.000	1	4	5	2.5	0	0	2	1	0	1	2	1.0
14	JT Plummer	1-0	1	1.0	0-0	.000	0-0	.000	0-0	.000	0	0	0	0.0	0	0	0	0	0	0	0	0.0
05	Arlando Cook	1-0	9	9.0	0-1	.000	0-0	.000	0-0	.000	0	3	3	3.0	0	0	1	0	0	0	0	0.0
Team											4	6	10					1				
Total.....		4	800		122-256	.477	37-87	.425	69-93	.742	35	120	155	38.8	75	1	59	45	22	28	350	87.5
Opponents.....		4	800		102-248	.411	31-100	.310	65-88	.739	34	108	142	35.5	77	1	49	57	16	23	300	75.0

TEAM STATISTICS	AR	OPP	Date	Opponent	Score	Att.
SCORING	350	300	11/23/17	vs Oklahoma	w 92-83	11294
Points per game	87.5	75.0	11/24/17	vs North Carolina	L 68-87	6603
Scoring margin	+12.5	-	11/26/17	vs UCONN	w 102-67	11571
FIELD GOALS-ATT	122-256	102-248	12/16/17	vs Troy	w 88-63	16416
Field goal pct	.477	.411	* = Conference game			
3 POINT FG-ATT	37-87	31-100				
3-point FG pct	.425	.310				
3-pt FG made per game	9.3	7.8				
FREE THROWS-ATT	69-93	65-88				
Free throw pct	.742	.739				
F-Throws made per game	17.3	16.3				
REBOUNDS	155	142				
Rebounds per game	38.8	35.5				
Rebounding margin	+3.3	-				
ASSISTS	59	49				
Assists per game	14.8	12.3				
TURNOVERS	45	57				
Turnovers per game	11.3	14.3				
Turnover margin	+3.0	-				
Assist/turnover ratio	1.3	0.9				
STEALS	28	23				
Steals per game	7.0	5.8				
BLOCKS	22	16				
Blocks per game	5.5	4.0				
ATTENDANCE	0	45884				
Home games-Avg/Game	0-0	0-0				
Neutral site-Avg/Game	-	4-11471				

Score by Periods	1st	2nd	Totals
Arkansas	166	184	350
Opponents	138	162	300

0		JAYLEN BARFORD ■ SR ■ G ■ 6-3 ■ 202 Jackson, Tenn. ■ Motlow State CC	<table><tr><th>YEAR</th><th>GP/GS</th><th>PPG</th><th>APG</th><th>RPG</th><th>FG%</th><th>3FG%</th><th>FT%</th></tr><tr><td>2017-18</td><td>31/31</td><td>17.9</td><td>2.7</td><td>3.9</td><td>.467</td><td>.434</td><td>.700</td></tr><tr><td>Career</td><td>67/61</td><td>15.1</td><td>2.3</td><td>3.9</td><td>.453</td><td>.370</td><td>.726</td></tr></table>	YEAR	GP/GS	PPG	APG	RPG	FG%	3FG%	FT%	2017-18	31/31	17.9	2.7	3.9	.467	.434	.700	Career	67/61	15.1	2.3	3.9	.453	.370	.726	<ul style="list-style-type: none">Is third in the SEC in scoring at 17.9 points per game.Has 17 career 20-point games, including 10 on the road.Named to preseason coaches All-SEC second team.Named to PK80 Victory Bracket All-Tournament team after averaging 21.3 points per game.	CAREER HIGHS PTS: 28 - (2x), last at Florida (01/17/18) AST: 6 - (2x), last vs. Samford (11/10/17) REB: 10 - Auburn (02/27/18) STL: 5 - Oral Roberts (12/19/17)
YEAR	GP/GS	PPG	APG	RPG	FG%	3FG%	FT%																						
2017-18	31/31	17.9	2.7	3.9	.467	.434	.700																						
Career	67/61	15.1	2.3	3.9	.453	.370	.726																						
1		TREY THOMPSON ■ SR ■ F ■ 6-9 ■ 265 Madison, Ark. ■ Forrest City HS	<table><tr><th>YEAR</th><th>GP/GS</th><th>PPG</th><th>RPG</th><th>BPG</th><th>APG</th><th>FG%</th><th>FT%</th></tr><tr><td>2017-18</td><td>31/9</td><td>3.5</td><td>4.1</td><td>0.9</td><td>1.6</td><td>.506</td><td>.630</td></tr><tr><td>Career</td><td>110/10</td><td>2.6</td><td>3.4</td><td>0.8</td><td>1.3</td><td>.557</td><td>.611</td></tr></table>	YEAR	GP/GS	PPG	RPG	BPG	APG	FG%	FT%	2017-18	31/9	3.5	4.1	0.9	1.6	.506	.630	Career	110/10	2.6	3.4	0.8	1.3	.557	.611	<ul style="list-style-type: none">Second on the team with 127 boards, including 37 offensive.Second on team with 110 games played as a Razorback.Leads all Arkansas forwards with 50 assists.Has at least one block in 10 of the last 12 games, totalling 16 total in that span.	CAREER HIGHS PTS: 13 - LSU (02/23/16) REB: 11 - (2x), last vs. Bucknell (11/12/17) BLK: 4 - Texas Tech (01/30/16) AST: 6 - Texas A&M (02/22/17)
YEAR	GP/GS	PPG	RPG	BPG	APG	FG%	FT%																						
2017-18	31/9	3.5	4.1	0.9	1.6	.506	.630																						
Career	110/10	2.6	3.4	0.8	1.3	.557	.611																						
2		ADRIO BAILEY ■ SO ■ F ■ 6-6 ■ 204 Campti, La. ■ Lakeview HS	<table><tr><th>YEAR</th><th>GP/GS</th><th>PPG</th><th>RPG</th><th>BPG</th><th>APG</th><th>FG%</th><th>FT%</th></tr><tr><td>2017-18</td><td>27/12</td><td>4.0</td><td>2.6</td><td>0.8</td><td>0.6</td><td>.573</td><td>.556</td></tr><tr><td>Career</td><td>54/14</td><td>2.9</td><td>1.9</td><td>0.5</td><td>0.4</td><td>.570</td><td>.457</td></tr></table>	YEAR	GP/GS	PPG	RPG	BPG	APG	FG%	FT%	2017-18	27/12	4.0	2.6	0.8	0.6	.573	.556	Career	54/14	2.9	1.9	0.5	0.4	.570	.457	<ul style="list-style-type: none">Recorded a career-high 15 pts in the season opener.Is second on the team with 15 dunks. Had four vs. Troy.Had career-high 5 blocks against North Carolina.Started 12 games, including first 7, after making 2 starts last year.Has 16 asts in 27 games, only totaled 7 last yr in 27 games.	CAREER HIGHS PTS: 15 - Samford (11/10/17) REB: 7 - (2x), last vs. Oklahoma (11/23/17) BLK: 5 - North Carolina (11/24/17) AST: 3 - Fresno State (11/17/17)
YEAR	GP/GS	PPG	RPG	BPG	APG	FG%	FT%																						
2017-18	27/12	4.0	2.6	0.8	0.6	.573	.556																						
Career	54/14	2.9	1.9	0.5	0.4	.570	.457																						
3		KHALIL GARLAND ■ FR ■ G ■ 6-5 ■ 198 Little Rock, Ark. ■ Parkview HS	<table><tr><th>YEAR</th><th>GP/GS</th><th>PPG</th><th>APG</th><th>SPG</th><th>FG%</th><th>3FG%</th><th>FT%</th></tr><tr><td>2017-18</td><td>--/--</td><td>--</td><td>--</td><td>--</td><td>--</td><td>--</td><td>--</td></tr><tr><td>Career</td><td>--/--</td><td>--</td><td>--</td><td>--</td><td>--</td><td>--</td><td>--</td></tr></table>	YEAR	GP/GS	PPG	APG	SPG	FG%	3FG%	FT%	2017-18	--/--	--	--	--	--	--	--	Career	--/--	--	--	--	--	--	--	<ul style="list-style-type: none">Ranked the No. 2 player in the state of Arkansas.Tabbed a 4-star and No. 55 overall guard by ESPN.Will redshirt the 2017-18 season.	CAREER HIGHS PTS: AST: REB: 3FGM:
YEAR	GP/GS	PPG	APG	SPG	FG%	3FG%	FT%																						
2017-18	--/--	--	--	--	--	--	--																						
Career	--/--	--	--	--	--	--	--																						
4		DARYL MACON ■ SR ■ G ■ 6-3 ■ 185 Little Rock, Ark. ■ Holmes CC	<table><tr><th>YEAR</th><th>GP/GS</th><th>PPG</th><th>APG</th><th>RPG</th><th>FG%</th><th>3FG%</th><th>FT%</th></tr><tr><td>2017-18</td><td>31/26</td><td>17.1</td><td>4.0</td><td>2.8</td><td>.463</td><td>.438</td><td>.863</td></tr><tr><td>Career</td><td>67/47</td><td>15.1</td><td>3.1</td><td>2.7</td><td>.458</td><td>.414</td><td>.865</td></tr></table>	YEAR	GP/GS	PPG	APG	RPG	FG%	3FG%	FT%	2017-18	31/26	17.1	4.0	2.8	.463	.438	.863	Career	67/47	15.1	3.1	2.7	.458	.414	.865	<ul style="list-style-type: none">Is 30-31 at the FT line in the final minute and OT this year.Is the only player school history to win 3 SEC POW honors in a season and 4 in a career.First Razorback since Corliss Williamson (1993-94) to record 7 straight 20-point games in a season. Corliss had 8.	CAREER HIGHS PTS: 33 - Tennessee (12/30/17) AST: 8 - (3x), last vs. Missouri (01/13/18) STL: 4 - Fort Wayne (11/11/16) 3FGM: 6 - (2x), last vs. Oklahoma (11/23/17)
YEAR	GP/GS	PPG	APG	RPG	FG%	3FG%	FT%																						
2017-18	31/26	17.1	4.0	2.8	.463	.438	.863																						
Career	67/47	15.1	3.1	2.7	.458	.414	.865																						
5		ARLANDO COOK ■ SR ■ F ■ 6-8 ■ 215 St. Louis, Mo. ■ Connors State College	<table><tr><th>YEAR</th><th>GP/GS</th><th>PPG</th><th>RPG</th><th>BPG</th><th>APG</th><th>FG%</th><th>FT%</th></tr><tr><td>2017-18</td><td>24/2</td><td>1.7</td><td>1.7</td><td>0.1</td><td>0.4</td><td>.429</td><td>.455</td></tr><tr><td>Career</td><td>60/9</td><td>2.4</td><td>2.1</td><td>0.3</td><td>0.3</td><td>.435</td><td>.604</td></tr></table>	YEAR	GP/GS	PPG	RPG	BPG	APG	FG%	FT%	2017-18	24/2	1.7	1.7	0.1	0.4	.429	.455	Career	60/9	2.4	2.1	0.3	0.3	.435	.604	<ul style="list-style-type: none">Has 2+ rebounds in 12 of 24 games played this year.Had 7 pts, 3 rebs and 1 steal vs. Auburn in 20 minutes.Averaged 2.8 points and 2.3 rebounds per game last year.Ranked the No. 6 junior college transfer in 2016 class.	CAREER HIGHS PTS: 9 - Southern Illinois (11/14/16) REB: 7 - at Texas A&M (01/17/17) BLK: 3 - (5x), last vs. Sam Houston St. (12/20/16) AST: 2 - (4x), last vs. Colorado St. (12/05/17)
YEAR	GP/GS	PPG	RPG	BPG	APG	FG%	FT%																						
2017-18	24/2	1.7	1.7	0.1	0.4	.429	.455																						
Career	60/9	2.4	2.1	0.3	0.3	.435	.604																						
10		DANIEL GAFFORD ■ FR ■ F ■ 6-11 ■ 234 El Dorado, Ark. ■ El Dorado HS	<table><tr><th>YEAR</th><th>GP/GS</th><th>PPG</th><th>RPG</th><th>BPG</th><th>APG</th><th>FG%</th><th>FT%</th></tr><tr><td>2017-18</td><td>31/22</td><td>12.1</td><td>6.2</td><td>2.2</td><td>0.7</td><td>.607</td><td>.530</td></tr><tr><td>Career</td><td>31/22</td><td>12.1</td><td>6.2</td><td>2.2</td><td>0.7</td><td>.607</td><td>.530</td></tr></table>	YEAR	GP/GS	PPG	RPG	BPG	APG	FG%	FT%	2017-18	31/22	12.1	6.2	2.2	0.7	.607	.530	Career	31/22	12.1	6.2	2.2	0.7	.607	.530	<ul style="list-style-type: none">Named SEC Freshman of the Week on Dec. 11, Jan. 22 and Feb. 18.Averaging 12.7 ppg and 6.2 rpg in SEC play this season.Has more dunks than six SEC teams (68).Had 21 points, 10 rebounds, 7 blocks and 7 dunks vs. Auburn.Went 8-of-8 against Minnesota for 16 pts, 7 rebs and 6 blocks.	CAREER HIGHS PTS: 25 - Fresno State (11/17/17) AST: 4 - Oral Roberts (12/19/17) REB: 12 - CSU Bakersfield (12/27/17) BLK: 7 - (2x) last vs. Auburn (02/27/18)
YEAR	GP/GS	PPG	RPG	BPG	APG	FG%	FT%																						
2017-18	31/22	12.1	6.2	2.2	0.7	.607	.530																						
Career	31/22	12.1	6.2	2.2	0.7	.607	.530																						
15		JONATHAN HOLMES ■ SO ■ G ■ 5-10 ■ 190 Columbia, Ill. ■ Columbia HS	<table><tr><th>YEAR</th><th>GP/GS</th><th>PPG</th><th>RPG</th><th>BPG</th><th>SPG</th><th>FG%</th><th>FT%</th></tr><tr><td>2017-18</td><td>11/0</td><td>1.4</td><td>0.3</td><td>--</td><td>0.1</td><td>.400</td><td>.500</td></tr><tr><td>Career</td><td>17/0</td><td>1.0</td><td>0.2</td><td>--</td><td>0.0</td><td>.350</td><td>.500</td></tr></table>	YEAR	GP/GS	PPG	RPG	BPG	SPG	FG%	FT%	2017-18	11/0	1.4	0.3	--	0.1	.400	.500	Career	17/0	1.0	0.2	--	0.0	.350	.500	<ul style="list-style-type: none">Shooting 40.0 percent from the field, going 6-of-15, including 2-of-6 (.333) from deep.Second year with the team as a walk-on.	CAREER HIGHS PTS: 3 - (2x), last vs. Troy (12/16/17) REB: 1 - (4x), last vs. Vanderbilt (02/10/18) STL: 1 - Bucknell (11/12/17) AST: 1 - Samford (11/10/17)
YEAR	GP/GS	PPG	RPG	BPG	SPG	FG%	FT%																						
2017-18	11/0	1.4	0.3	--	0.1	.400	.500																						
Career	17/0	1.0	0.2	--	0.0	.350	.500																						
20		DARIOUS HALL ■ FR ■ F ■ 6-6 ■ 210 Little Rock, Ark. ■ Mills University Studies HS	<table><tr><th>YEAR</th><th>GP/GS</th><th>PPG</th><th>RPG</th><th>SPG</th><th>FG%</th><th>3FG%</th><th>FT%</th></tr><tr><td>2017-18</td><td>31/5</td><td>4.7</td><td>3.1</td><td>0.5</td><td>.510</td><td>.393</td><td>.536</td></tr><tr><td>Career</td><td>31/5</td><td>4.7</td><td>3.1</td><td>0.5</td><td>.510</td><td>.393</td><td>.536</td></tr></table>	YEAR	GP/GS	PPG	RPG	SPG	FG%	3FG%	FT%	2017-18	31/5	4.7	3.1	0.5	.510	.393	.536	Career	31/5	4.7	3.1	0.5	.510	.393	.536	<ul style="list-style-type: none">Recorded his first career double-double at Ole Miss, scoring 14 points, 11 rebounds and three assists in 22 minutes.Named 3X All-State and 2017 5A State Tournament MVP.Ranked the No. 4 player in the state of Arkansas.Earned a four-star rating by ESPN.	CAREER HIGHS PTS: 14 - (2x), last at Ole Miss (02/13/18) AST: 3 - (2x), last at Ole Miss (02/13/18) REB: 11 - Ole Miss (02/13/18) BLK: 2 - Bucknell (11/12/17)
YEAR	GP/GS	PPG	RPG	SPG	FG%	3FG%	FT%																						
2017-18	31/5	4.7	3.1	0.5	.510	.393	.536																						
Career	31/5	4.7	3.1	0.5	.510	.393	.536																						
22		GABE OSABUOHEN ■ FR ■ F ■ 6-8 ■ 219 Toronto, Canada ■ Southwest Christian Aca.	<table><tr><th>YEAR</th><th>GP/GS</th><th>PPG</th><th>APG</th><th>BPG</th><th>SPG</th><th>FG%</th><th>FT%</th></tr><tr><td>2017-18</td><td>16/0</td><td>1.4</td><td>0.4</td><td>0.2</td><td>0.3</td><td>.455</td><td>.200</td></tr><tr><td>Career</td><td>16/0</td><td>1.4</td><td>0.4</td><td>0.2</td><td>0.3</td><td>.455</td><td>.200</td></tr></table>	YEAR	GP/GS	PPG	APG	BPG	SPG	FG%	FT%	2017-18	16/0	1.4	0.4	0.2	0.3	.455	.200	Career	16/0	1.4	0.4	0.2	0.3	.455	.200	<ul style="list-style-type: none">Has taken 8 of the teams' 43 charges this season.Ranked the No. 5 player in the state of Arkansas.Ranked the No. 63 small forward by 247Sports.Played for Team Loaded N. Carolina on the Adidas Circuit.	CAREER HIGHS PTS: 6 - Texas A&M (02/17/18) AST: 2 - South Carolina (02/06/18) REB: 4 - South Carolina (02/06/18) BLK: 1 - (3x), last vs. Texas A&M (02/17/18)
YEAR	GP/GS	PPG	APG	BPG	SPG	FG%	FT%																						
2017-18	16/0	1.4	0.4	0.2	0.3	.455	.200																						
Career	16/0	1.4	0.4	0.2	0.3	.455	.200																						
23		C.J. JONES ■ SO ■ G ■ 6-5 ■ 175 Birmingham, Ala. ■ Central Park Christian	<table><tr><th>YEAR</th><th>GP/GS</th><th>PPG</th><th>APG</th><th>SPG</th><th>FG%</th><th>3FG%</th><th>FT%</th></tr><tr><td>2017-18</td><td>31/0</td><td>6.9</td><td>0.5</td><td>0.3</td><td>.440</td><td>.383</td><td>.818</td></tr><tr><td>Career</td><td>52/0</td><td>5.1</td><td>0.4</td><td>0.2</td><td>.445</td><td>.405</td><td>.793</td></tr></table>	YEAR	GP/GS	PPG	APG	SPG	FG%	3FG%	FT%	2017-18	31/0	6.9	0.5	0.3	.440	.383	.818	Career	52/0	5.1	0.4	0.2	.445	.405	.793	<ul style="list-style-type: none">159 of his 264 career points have come from deep.Has 10 double-figure scoring efforts through 31 games, after having totaling just two last year in 21 games.Had made multiple three-pointers 12 times this season.	CAREER HIGHS PTS: 19 - (2x), last vs. Colorado St. (12/05/17) AST: 2 - (4x), last at Auburn (01/06/18) STL: 1 - (8x), last vs. Auburn (02/27/18) 3FGM: 5 - (2x), last vs. Oral Roberts (12/19/17)
YEAR	GP/GS	PPG	APG	SPG	FG%	3FG%	FT%																						
2017-18	31/0	6.9	0.5	0.3	.440	.383	.818																						
Career	52/0	5.1	0.4	0.2	.445	.405	.793																						
31		ANTON BEARD ■ SR ■ G ■ 6-0 ■ 185 North Little Rock, Ark. ■ North Little Rock HS	<table><tr><th>YEAR</th><th>GP/GS</th><th>PPG</th><th>RPG</th><th>SPG</th><th>FG%</th><th>3FG%</th><th>FT%</th></tr><tr><td>2017-18</td><td>31/31</td><td>9.6</td><td>2.6</td><td>0.8</td><td>.392</td><td>.324</td><td>.744</td></tr><tr><td>Career</td><td>125/59</td><td>7.3</td><td>2.2</td><td>1.0</td><td>.384</td><td>.332</td><td>.704</td></tr></table>	YEAR	GP/GS	PPG	RPG	SPG	FG%	3FG%	FT%	2017-18	31/31	9.6	2.6	0.8	.392	.324	.744	Career	125/59	7.3	2.2	1.0	.384	.332	.704	<ul style="list-style-type: none">Scored 10+ points in 18 of 31 games.Has played in a team-high 125 games as a Razorback.Has multiple rebs in 24 games, including 17 games of 3+.Named to SEC All-Freshman team in 2014-15.	CAREER HIGHS PTS: 18 - Georgia (01/23/16) AST: 7 - LSU (01/21/17) STL: 5 - Milwaukee (12/22/14) 3FGM: 4 - Ole Miss (02/14/15)
YEAR	GP/GS	PPG	RPG	SPG	FG%	3FG%	FT%																						
2017-18	31/31	9.6	2.6	0.8	.392	.324	.744																						
Career	125/59	7.3	2.2	1.0	.384	.332	.704																						
HC		 1980-82 - Student-Athlete	 1982-85 - Volunteer Assistant	 1985-89 - Volunteer Assistant 1989-00 - Assistant Coach 2000-02 - Assistant Head Coach	 2002-06 - Head Coach 89-41 (.680)	 2006-11 - Head Coach 111-57 (.660)	 2011-Present - Head Coach 149-84 (.639)																						