



#PayBUCKNELL



BUCKNELL

2017-18 BISON BASKETBALL GAME NOTES

GAME 2: BUCKNELL (0-1) AT ARKANSAS (1-0)

SUNDAY, NOVEMBER 12 | FAYETTEVILLE, ARK. | BUD WALTON ARENA (19,200)

SCHEDULE/RESULTS

N10	at Monmouth (ESPN3)	79-78 L
N12	at Arkansas (SEC Network)	6 p.m.
N15	at North Carolina (ACC Network)	8 p.m.
N18	at Maryland (Big Ten Network)	8:30 p.m.
N20	SIENA (PLN)	7 p.m.
N22	BALL STATE (PLN)	7 p.m.
N26	at Stony Brook	2 p.m.
N29	at Saint Joseph's	7 p.m.
D2	VERMONT (WQMY/PLN)	7 p.m.
D5	at Northeastern	7 p.m.
D16	at VCU	6 p.m.
D19	at Richmond	7 p.m.
D22	LA SALLE (WQMY/PLN)	7 p.m.
D29	AMERICAN* (PLN)	7 p.m.
J2	BOSTON UNIVERSITY* (PLN)	7 p.m.
J5	at Army West Point* (PLN)	7 p.m.
J8	at Lafayette* (PLN)	7 p.m.
J11	LEHIGH* (Stadium TV/PLN)	7 p.m.
J15	at Colgate* (CBS SN)	7 p.m.
J17	at Loyola* (Stadium TV/PLN)	7 p.m.
J20	HOLY CROSS* (WQMY/PLN)	12 p.m.
J24	at Navy* (PLN)	7 p.m.
J28	at Boston University* (CBS SN)	12 p.m.
J31	ARMY WEST POINT* (PLN)	7 p.m.
F3	LAFAYETTE* (Stadium TV/PLN)	7 p.m.
F5	at Lehigh* (CBS SN)	7 p.m.
F12	COLGATE* (CBS SN)	7 p.m.
F14	LOYOLA* (PLN)	7 p.m.
F17	at Holy Cross* (PLN)	12 p.m.
F21	NAVY* (Stadium TV/PLN)	7 p.m.
F24	at American* (PLN)	2 p.m.
F27	PL Tournament First Round+ (PLN)	TBA
M1	PL Tournament Quarterfinals+ (PLN)	TBA
M4	PL Tournament Semifinals+ (CBS SN)	12/2 p.m.
M7	PL Championship Game+ (CBS SN)	7:30 p.m.

* Patriot League game

+ PL Tournament games at home of higher seed

BUCKNELL ATHLETIC COMMUNICATIONS

Director of Athletic Comm.: Jon Terry

Office: (570) 577-3121

Cell: (570) 850-9603

E-Mail: terry@bucknell.edu

Web Site: BucknellBison.com

Twitter: @Bucknell_Bison, @Bucknell_MBB

Instagram: @BucknellBison

Facebook: Bucknell Athletics

Associate SID: Jen Dobias

Assistant SIDs: Matt Jackson, Christian Rauch

GAME INFORMATION

Tip..... 6 p.m. ET
TV..... SEC Network
Talent..... Dave Neal, Pat Bradley
Radio..... Eagle 107 (WEGH 107.3 FM)
Internet Audio..... BucknellBison.com
Play-by-Play..... Doug Birdsong
Live Stats..... ArkansasRazorbacks.com
Series..... Bucknell leads, 1-0
First Game..... 3/17/2006 (B, 59-55)
Last Bucknell Win..... 3/17/2006 (59-55)
Last Arkansas Win..... N/A
Current Streak..... Bucknell 1

BUCKNELL BISON

Record..... 0-1
Patriot League..... 0-0
KenPom Ranking..... 79
2016-17..... 26-9 (15-3 PL)
Head Coach..... Nathan Davis
At Bucknell..... 43-24 (3rd)
Overall..... 184-63 (9th)
Location..... Lewisburg, Pa.
Enrollment..... 3,600
Colors..... Orange & Blue
President..... Dr. John C. Bravman
Interim AD..... Tim Pavlechko
Web Site..... BucknellBison.com

ARKANSAS RAZORBACKS

Record..... 1-0
Southeastern Conference..... 0-0
KenPom Ranking..... 43
2016-17..... 26-10 (12-6 SEC)
Head Coach..... Mike Anderson
At Arkansas..... 129-74 (7th)
Overall..... 329-172 (16th)
Location..... Fayetteville, Ark.
Enrollment..... 27,558
Colors..... Cardinal & White
President..... Joseph E. Steinmetz
AD..... Jeff Long
Web Site..... ArkansasRazorbacks.com

BUCKNELL PROBABLE STARTERS

2 STEPHEN BROWN

5-11 • 160 • Sr. • Manassas, Va.

PTS	REB	AST	MIN
11.0	1.0	6.0	29.0

G



NOTES: Quick point guard ... 2x team co-captain ... Second Team All-Patriot League and PL All-Defensive honoree last season ... 7th on team's career assists chart with 380 ... led PL and ranked 28th nationally in assist/TO ratio last season ... career-high is 21 points (2x) ... 21 double-digit scoring games and 19 with 5+ assists last year.

1 KIMBAL MACKENZIE

6-1 • 195 • Jr. • Oakville, Ontario

PTS	REB	AST	MIN
0.0	3.0	2.0	30.0

G



NOTES: One of most improved players in PL last year ... 2017 Third Team All-Patriot League and Academic All-Patriot League selection ... PL All-Tournament selection ... career-high 25 pts. vs. Richmond ... tallied 23 pts. (5-7 3FG) in NCAA Tournament game vs. West Virginia ... 18 pts. in PL championship game win over Lehigh.

11 AVI TOOMER

6-3 • 188 • So. • Atlanta, Ga.

PTS	REB	AST	MIN
6.0	1.0	3.0	23.0

G



NOTES: Key player for Bucknell last season as a freshman ... took over starting spot at the 3 position midway through the season ... played in all 35G, starting last 22 ... biggest contributions came at the defensive end, where he often matched up with the opposition's top guard ... did shoot 45.7 FG% and had season-high 11 pts. vs. Army.

23 ZACH THOMAS

6-7 • 228 • Sr. • Ijamsville, Md.

PTS	REB	AST	MIN
31.0	16.0	0.0	35.0

F



NOTES: 1st Team All-Patriot League selection last season as he became one of the league's elite players ... ranked in top-10 in PL in pts., ast., reb., FG%, 3FG%, FT% ... Preseason All-PL selection in 2017-18 ... voted Patriot League Tournament MVP ... huge opening night with career-high 31 pts., 16 reb. at Monmouth.

20 NANA FOULLAND

6-10 • 235 • Sr. • Reading, Pa.

PTS	REB	AST	MIN
15.0	4.0	2.0	31.0

C



NOTES: 2x co-captain has evolved into a dominant center ... reigning Patriot League Player of the Year and Defensive Player of the Year ... also an Academic All-PL pick ... ranks 17th on Bucknell's career scoring list with 1,237 pts. ... also ranks 4th in blocks (151), 12th in rebounds (666) ... 18 pts., 7 reb., 3 blk. vs. West Virginia in NCAA Tournament.

BUCKNELL RESERVES

No.	Name	Cl.	Pos.	Ht.	Wt.	PPG	RPG	Notable
0	Paul Newman	Fr.	C	6-9	244	—	—	Frosh understudy in star-studded frontcourt
3	Jimmy Sotos	Fr.	G	6-3	193	4.0	2.0	Rookie from Chicago will be in rotation
4	Nate Sestina	Jr.	C	6-9	247	3.0	0.0	Likely first big off bench
5	Jordan Sechin	Fr.	G	6-0	168	—	—	Walk-on point guard gaining experience
12	John Meeks	Fr.	F	6-6	225	0.0	1.0	Good early reviews on lefty from NC
13	Bruce Moore	So.	F	6-8	213	5.0	0.0	Baltimore native can play multiple positions
14	Ben Robertson	So.	F	6-5	200	—	—	Southpaw has improved shooting stroke
15	Nate Jones	Jr.	G	6-5	209	3.0	0.0	Starting 3 last season until foot injury
22	Matt O'Reilly	Jr.	G	6-3	195	0.0	0.0	Sharpshooter with deep range

HEAD COACH NATHAN DAVIS

Nathan Davis returned to Bucknell in April 2015 to become the 21st head coach of the Bison men's basketball program, and his impact on the program has been immediate. The Bison have captured Patriot League regular-season titles in each of his first two seasons as head coach, and in 2017 they returned to the NCAA Tournament after winning the PL Tournament title.



Davis was a familiar face to Bucknell fans when he returned to Lewisburg, as he spent five years (2003-08) as the top assistant coach under Pat Flannery and was on the bench for the team's historic NCAA Tournament victories in 2005 and 2006.

In his very first season as head coach in 2015-16, he guided the team to a 14-4 Patriot League record (17-14 overall). The Bison had to win their final four games of the regular season to hold off Lehigh by one game for the regular-season title.

Davis was named Patriot League Coach of the Year and was picked as a finalist for the Joe B. Hall Award, presented to the nation's top first-year coach. His 17 wins were the most ever for a Bucknell coach in his initial season, and he led the team to its third National Invitation Tournament (NIT) appearance.

In year two, Davis repeated as Patriot League Coach of the Year after leading the Bison to yet another regular-season title, the team's sixth in the last seven years. This time the team added the Patriot League Tournament title as well, using a big second half to run away from Lehigh 81-65 in front of a standing-room-only crowd at Sojka Pavilion. The Bison made their seventh NCAA Tournament appearance, dropping a hard-fought 86-80 decision to West Virginia.

Davis became the fourth coach to win Patriot League Coach of the Year honors in back-to-back seasons, joining Bucknell's Dave Paulsen (2011, 2012), Lehigh's Billy Taylor (2003, 2004) and Lafayette's Fran O'Hanlon (1998, 1999).

After departing Bucknell in 2008, Davis spent one year as an assistant coach at Colgate before being named the head coach at his alma mater, Randolph-Macon. Davis achieved incredible success in his six seasons with the Yellow Jackets, posting a 141-39 (.783) record with three Old Dominion Athletic Conference championships, six NCAA Tournament berths, and a Division III Final Four appearance in 2009-10.

A 1997 graduate of Randolph-Macon, Davis was a four-year letterman and two-year captain of the Yellow Jackets' men's basketball team. He was a two-time All-ODAC selection who finished his career with 983 points, and he was one of only five players in school history to record at least 500 rebounds, 300 assists and 100 steals.

Davis resides in Lewisburg with his wife, Miki, and his four children: 11-year-old son Kieran, nine-year-old daughter Hayden, and five-year-old twins Kellen and Ryan.

Head Coach: Nathan Davis (Randolph-Macon '97)

Overall Record: 158-54 (8th season)

Record at Randolph-Macon: 141-39 (6 seasons)

2009-10	26-7	NCAA Final Four
2010-11	25-5	NCAA Tournament
2011-12	21-7	NCAA Tournament
2012-13	21-10	NCAA Sweet 16
2013-14	20-7	NCAA Tournament
2014-15	28-3	NCAA Elite Eight

Record at Bucknell: 43-24 (3rd season)

2015-16	17-14	PL reg-season title
2016-17	26-9	PL champs, NCAA First Round
2017-18	0-1	

Assistant Coach: Paul Harrison

Assistant Coach: John Griffin '08

Assistant Coach: Joe Meehan

Manager of Basketball Operations: Johnathan Brown

BISON NOTES & NOTABLES

WITH A WIN OVER ARKANSAS, BUCKNELL WOULD ...

- ... improve to 1-1 overall and 1-1 on the road this season.
- ... defeat an SEC team for the second year in a row (at Vanderbilt 11/21/16) and fourth time in the last six tries.
- ... improve to 2-0 all-time against the Razorbacks (won 59-55 in 2006 NCAA Tournament).
- ... improve to 44-24 under **Nathan Davis**.

HEADLINES

► Bucknell opened its 123rd season of basketball on Friday night at Monmouth and dropped a tough one, 79-78. The Bison fought back from 13 down in the second half to take the lead, but the Hawks won it with two free throws with 0:05 left.

► This game is a home-site contest in the Phil Knight Invitational (PK80). Later this month, Arkansas will head to Portland to play Oklahoma and either North Carolina or Portland.

► The Bison have a challenging non-conference schedule ahead, starting with an opening-week gauntlet that takes them on the road to Monmouth, Arkansas, North Carolina and Maryland in the season's first eight days.

► Bucknell has two NCAA Tournament wins, the second of which came against Arkansas in the 2006 first round. This is Bucknell's first trip to the state of Arkansas.

► Senior **Zach Thomas** had a career performance on Friday night at Monmouth. He set personal bests with 31 points and 16 rebounds, including 24 points and 11 board in the second half. Thomas became the first Bucknell player to record at least 30 points and 15 rebounds in a game since Boakai Lalugba had 30 and 15 against Cornell on Nov. 26, 2001.

► The Bison were the unanimous favorite in the Patriot League Preseason Poll of head coaches and sports information directors. **Nana Foulland** was voted PL Preseason Player of the Year and was joined on the Preseason All-Patriot League Team by Thomas.

► Bucknell has all five starters back from last year's team that swept the Patriot League regular-season and tournament titles and went to the NCAA Tournament for the seventh time in program history. The Bison took fourth-seeded West Virginia right to the wire before falling 86-80.

► The Bison will be taking on an Arkansas team that routed Samford 95-56 at home on Friday. The Razorbacks had six players score in double figures, led by 16 points each from Jaylen Barford and Daryl Macon. Arkansas shot 57.1% from the field and held Samford to 32.8 FG%.

HOW TO GET THE GAME

- The Bucknell-Arkansas game will be televised on the SEC Network, with Dave Neal and Pat Bradley on the call.
- The game can be heard in the Susquehanna Valley on the radio on Eagle 107 (WEGH 107.3 FM), with Doug Birdsong calling the action. The pregame show begins 30 minutes before tip-off.
- Live statistics can be accessed via ArkansasRazorbacks.com
- The audio feed is available online free of charge on personal computers via BucknellBison.com and Eagle107.com. To listen on iPhone and Android devices, download the official Bucknell Athletics app.
- Follow @Bucknell_MBB for in-game updates on Twitter.

LAST TIME OUT

- Bucknell dropped its season opener 79-78 on Friday night in West Long Branch, N.J.
- The Bison trailed 44-31 after Monmouth hit a 3FG on the first possession of the second half. Bucknell used a 17-5 run to take the lead, getting 3-pointers from five different players in the surge.
- There were eight lead changes and five ties in the final 6:30 of the game, with five of the lead changes coming in the last 1:09. The last came with 0:05 left, when Micah Seaborn made two free throws to put the Hawks ahead. Bucknell's **Kimbal Mackenzie** was off the mark on a contested jumper as time expired.
- **Zach Thomas** played a starring role for the Bison, setting career highs with 31 points and 16 rebounds, including 24 points and 11 rebounds in the second half.
- Thomas was joined in double figures in the scoring column by **Nana Foulland** (15) and **Stephen Brown** (11).
- Bucknell hit 13 of 33 shots from the 3-point arc (9-18 in second half) but was left lamenting a 7-for-17 showing from the free-throw line.

BUCKNELL VS. ARKANSAS SERIES NOTES

- The only other meeting between the Bison and Razorbacks came on March 17, 2006 in the first round of the NCAA Tournament in Dallas.
- One year after beating third-seeded Kansas in the 2005 NCAA Tournament, Bucknell won another first-round game in 2006, this time as a No. 9 seed over No. 8 Arkansas, 59-55.
- Charles Lee scored 24 points — still a Bucknell record in an NCAA game — and Kevin Bettencourt added 18 for the Bison.
- Current head coach **Nathan Davis** was a Bucknell assistant in that game, and current Bison assistant coach **John Griffin** played in the game, scoring three points.
- Bucknell would go on to lose to top-seeded Memphis 72-56 in the second round.

BUCKNELL VS. THE SEC

- The Bison are 4-9 (.308) against current members of the SEC (1-0 vs. Arkansas, 1-1 vs. Alabama, 1-1 vs. South Carolina, 1-1 vs. Vanderbilt, 0-1 vs. Tennessee, 0-1 vs. Florida, 0-1 vs. Texas A&M, 0-1 vs. Missouri, and 0-2 vs. Georgia).

PATRIOT LEAGUE STANDINGS

	League		Overall	
	W-L	Pct.	W-L	Pct.
Holy Cross	0-0	—	1-0	1.000
Navy	0-0	—	1-0	1.000
Lehigh	0-0	—	0-0	—
Bucknell	0-0	—	0-1	.000
Army	0-0	—	0-1	.000
American	0-0	—	0-1	.000
Boston U.	0-0	—	0-1	.000
Colgate	0-0	—	0-1	.000
Lafayette	0-0	—	0-1	.000
Loyola	0-0	—	0-1	.000

UPCOMING GAMES

Nov. 11	Lehigh at Marist, 7
Nov. 12	Navy at Miami, 4
	Bucknell at Arkansas, 6
Nov. 13	Albany at Boston U., 7
Nov. 14	Loyola at Fairfield, 7
	Monmouth at Lehigh, 7
	John Jay at Army, 7
	Lafayette at NJIT, 7
Nov. 15	American at West Virginia, 7
	Navy at Penn, 7
	Bucknell at North Carolina, 8

PATRIOT LEAGUE OFFICE

Executive Director	Jennifer Heppel
Media Relations Director (MBB)	Ryan Sakamoto
Phone	(610) 289-1963
E-Mail	rsakamoto@patriotleague.com
Web Site	www.patriotleague.com

BUCKNELL IN THE NCAA TOURNAMENT

Bucknell has made seven trips to the NCAA Tournament and is 2-7 in NCAA games.

1987 (East Coast Conference champion)

Seed: 16 in Southeast Regional
Location: Atlanta, Ga. (The Omni)
Result: Lost to No. 1 Georgetown 75-53

1989 (East Coast Conference champion)

Seed: 15 in Midwest Regional
Location: Dallas, Texas (Reunion Arena)
Result: Lost to No. 2 Syracuse 104-81

2005 (Patriot League champion)

Seed: 14 in Syracuse Regional
Location: Oklahoma City, Okla. (Ford Center)
Results: Def. No. 3 Kansas 64-63; Lost to No. 6 Wisconsin 71-62

2006 (Patriot League champion)

Seed: 9 in Oakland Regional
Location: Dallas, Texas (American Airlines Center)
Results: Def. No. 8 Arkansas 59-55; Lost to No. 1 Memphis 72-56

2011 (Patriot League champion)

Seed: 14
Location: Washington, D.C. (Verizon Center)
Result: Lost to No. 3 Connecticut 81-52

2013 (Patriot League champion)

Seed: 11
Location: Lexington, Ky. (Rupp Arena)
Result: Lost to No. 6 Butler 68-56

2017 (Patriot League champion)

Seed: 13
Location: Buffalo, N.Y. (Key Bank Center)
Result: Lost to No. 4 West Virginia 86-80

► Bucknell has won three of its last five games against SEC opponents. On Dec. 29, 1995, the Bison defeated Alabama 72-64 at the Cessna Classic in Wichita, Kansas. Their next appearance against an SEC foe came against Arkansas in the 2006 NCAA Tournament. After losses to Missouri and Vanderbilt, the Bison downed the Commodores last season, 75-72 in Nashville.

PRESEASON PROGNOSTICATIONS

► Prior to the start of preseason, the Patriot League's head coaches and sports information directors predicted the league standings and all-conference team. Bucknell was the unanimous No. 1 choice (coaches and SIDs are not permitted to vote for their own team or players).

Patriot League Preseason Poll

1. Bucknell	162 (18 1st-place votes)
2. Boston U.	141 (2)
3. Navy	120
4. Lehigh	108
5. Colgate	104
6. Loyola	78
7. Army	66
8. Holy Cross	48
9. American	39
10. Lafayette	27

Preseason Player of the Year: Nana Foulland, Bucknell, Sr., C

Preseason All-League Team:

Nana Foulland, Bucknell (Sr., C)

Zach Thomas, Bucknell (Sr., F)

Shawn Anderson, Navy (Sr., G)

Kahron Ross, Lehigh (Sr., G)

Andre Walker, Loyola (Sr., G)

NO CUPCAKES FOR YOU

► Head coach **Nathan Davis** has challenged his team with what is considered the most difficult non-conference schedule in school history.

► This year's non-league slate features:

- 13 games (4 home, 9 away)
- First-ever meeting with a defending national champion (North Carolina)
- Five 2017 NCAA Tournament teams (North Carolina, Arkansas, Maryland, VCU, Vermont)
- Four teams in other 2017 postseason tournaments (Monmouth – NIT, Richmond – NIT, Ball State – CIT, Stony Brook – CBI)
- Combined 2016-17 record of 284-156 (.645)
- Combined 2016-17 conference record of 155-79 (.662)
- Average 2016-17 final RPI of 95.2; average 2016-17 final Pomeroy ranking of 108.7
- 8 of 13 teams won 20 or more games in 2016-17
- 11 of 13 teams finished .500 or better in 2016-17
- Conference breakdown: four games vs. Atlantic 10, two games vs. MAAC and America East, one game each vs. ACC, SEC, Big 10, MAC, CAA

RAISING MORE BANNERS

► The already crowded rafters at Sojka Pavilion will see the addition of Patriot League championship and NCAA Tournament banners when the Bison play their home opener against Siena on Nov. 20.

► The Bison backed up their regular-season title with a Patriot League Tournament crown, sweeping three straight games from Army, Navy and Lehigh to secure an NCAA Tournament berth for the seventh time in school history.

► Bucknell finished last season with a 26-9 overall record and a 15-3 mark in Patriot League play. The 15 league wins were tied for the most in Patriot League history. The 26 wins were third-most in Bucknell history, trailing only the 2012-13 (28) and 2005-06 (27) teams.

WHO'S BACK?

► Most of the team's production returns in 2017-18. Bucknell graduated three seniors after last season, two rotation reserves in guard John Azzinaro and forward/center D.J. MacLeay, along with center Ben Oberfield, who sat out all season with an injury.

► The Bison bring back all five starters, 10 of their 12 rotation players, 92.3% of their scoring and 90.2% of their rebounding from last year.

► Four 2016-17 All-Patriot League picks are back, including Patriot League Player of the Year and Defensive Player of the Year **Nana Foulland**, First Team All-Patriot League pick and PL Tournament MVP **Zach Thomas**, Second Team All-PL guard **Stephen Brown**, and Third Team All-PL guard **Kimbal Mackenzie**.

BISON CAREER TOTALS**TIMES LEADING BUCKNELL IN SCORING**

Player	2017-18	Career
Zach Thomas	1	24
Nana Foulland	0	20
Kimbal Mackenzie	0	10
Stephen Brown	0	6
Nate Jones	0	1

TIMES LEADING BUCKNELL IN REBOUNDING

Player	2017-18	Career
Nana Foulland	0	46
Zach Thomas	1	31
Stephen Brown	0	5
Nate Sestina	0	2
Bruce Moore	0	1

DOUBLE-FIGURE SCORING GAMES

Player	2017-18	Career
Nana Foulland	1	74
Zach Thomas	1	59
Stephen Brown	1	38
Kimbal Mackenzie	0	24
Nate Sestina	0	6
Matt O'Reilly	0	3
Nate Jones	0	2
Bruce Moore	0	2
Avi Toomer	0	1

DOUBLE-FIGURE REBOUNDING GAMES

Player	2017-18	Career
Nana Foulland	0	18
Zach Thomas	1	13

20+ POINT GAMES

Player	2017-18	Career
Zach Thomas	1	12
Nana Foulland	0	8
Kimbal Mackenzie	0	5
Stephen Brown	0	3

30+ POINT GAMES

Player	2017-18	Career
Zach Thomas	1	1

DOUBLE-DOUBLES

Player	2017-18	Career
Nana Foulland	0	15
Zach Thomas	1	13

WHAT A CLASS

► Bucknell's three senior captains — **Stephen Brown**, **Nana Foulland** and **Zach Thomas** — have a chance to be considered one of the top senior classes in school history.

► This group now has a 62-39 overall record and a 42-12 mark in Patriot League play. They have captured regular-season titles all three years so far and have played in an NCAA Tournament and two NITs.

► Brown, Foulland and Thomas have combined for 3,084 points. Foulland (1,237) and Thomas (1,053) have already eclipsed the 1,000-point mark, and Brown (793) has a chance to make it all three.

► Bucknell is one of only 11 Division I teams that returns at least two 1,000-point scorers this season.

FOULLAND RECEIVES PRESEASON ACCOLADES

► In addition to his Patriot League Preseason Player of the Year honor, senior center **Nana Foulland** has been named to the watch lists for the Lute Olson National Player of the Year Award (1 of 40), the Lou Henson Mid-Major Player of the Year Award (1 of 51) and the Karl Malone Power Forward of the Year Award (1 of 21).

► Last season Foulland averaged 15.0 points and 7.8 rebounds per game while ranking eighth nationally in field goal percentage at .630. That was the third-best figure in school history. He also led the Patriot League and ranked 36th nationally in blocked shots.

THOMAS IS BUCKNELL'S "SWISS ARMY KNIFE"

► Senior forward **Zach Thomas** knows how to fill up a stat sheet. He contributes in every area, from ball-handling to rebounding to scoring.

► Thomas was the only player in the Patriot League to rank in the top 10 in scoring, rebounding and assists, and he was also the only player in the league to rank in the top 10 in field goal, free throw and 3-point shooting percentages.

► Thomas recorded 120 assists last season, one of the highest totals in the nation among power forwards. Along with point guard **Stephen Brown** (167), Bucknell had two players record 100+ assists in a season for the first time since 1991-92.

► Thomas averaged 17.7 points, 6.3 rebounds and 5.7 assists in the Patriot League Tournament en route to MVP honors. He was on triple-double watch on several occasions last season, including in the PL final against Lehigh when he tallied 17 points, nine rebounds and seven assists while going over the 1,000-point mark in his career.

A MODEL OF CONSISTENCY

► Bucknell last season claimed the outright (no ties) Patriot League regular-season title for the sixth time in the last seven years. Kansas and Belmont are the only other Division I teams that can make a similar claim.

► Going all the way back to 1975-76, when the Bison played in the East Coast Conference, the team has had only eight seasons with losing conference records out of 42, and never more than two in a row.

► Bucknell last season went 8-0 in games following a loss. The Bison have not experienced a losing streak of any kind since the end of the 2015-16 season, when they fell to Holy Cross in the Patriot League Tournament and then to Monmouth in the NIT.

► Over the last seven seasons, Bucknell has had only two losing streaks of longer than three games.

PATRIOT LEAGUE SUCCESS

► Bucknell is 265-115 (.697) all-time in Patriot League regular-season games, the best record of any league team. The Bison last season compiled a .500 record in PL play for the 23rd time in 27 Patriot League seasons.

► Bucknell won three straight outright Patriot League regular-season titles from 2011-13, becoming the first team in league history to accomplish that feat. The Bison have now won another three in a row and six of the last seven.

► Bucknell has won 11 Patriot League regular-season titles in 27 years. No other team has more than five.

► Last year Bucknell made its eighth Patriot League Tournament appearance as the No. 1 seed.

► Dating back to mid-2010, Bucknell has won 97 of its last 123 league games.

► Bucknell won Patriot League Tournament titles in 2005, 2006, 2011, 2013 and 2017. The Bison have made it to the semifinals 20 times and to the championship game 11 times in the 27-year history of the league.

► The Bison are the only team to go unbeaten in league play in a season (14-0 in 2006).

BUCKNELL AT SOJKA PAVILION

Year	Overall	PL*
2002-03	3-3 (.500)	3-3 (.500)
2003-04	10-2 (.833)	7-0 (1.000)
2004-05	12-1 (.923)	9-0 (1.000)
2005-06	14-1 (.933)	10-0 (1.000)
2006-07	10-2 (.833)	9-0 (1.000)
2007-08	7-6 (.538)	4-3 (.571)
2008-09	6-8 (.429)	3-4 (.429)
2009-10	8-5 (.615)	6-2 (.750)
2010-11	14-1 (.933)	10-0 (1.000)
2011-12	14-3 (.824)	8-2 (.800)
2012-13	14-1 (.933)	9-1 (.900)
2013-14	8-6 (.571)	6-4 (.600)
2014-15	12-4 (.750)	9-2 (.818)
2015-16	8-7 (.533)	7-3 (.700)
2016-17	15-2 (.749)	11-1 (.917)
2017-18	—	—
Totals	155-52 (.749)	111-25 (.816)

* includes PL Tournament

COLLEGE INSIDER MID-MAJOR POLL

Preseason Poll:	Rec.	Pts.	Last	Conference
1. Gonzaga (28)	0-0	772	-	West Coast
2. Saint Mary's (3)	0-0	740	-	West Coast
3. Vermont	0-0	626	-	America East
4. Charleston	0-0	625	-	Colonial
5. Oakland	0-0	587	-	Horizon
6. Bucknell	0-0	540	-	Patriot
7. Harvard	0-0	463	-	Ivy League
8. BYU	0-0	453	-	West Coast
9. UT Arlington	0-0	435	-	Sun Belt
10. Belmont	0-0	391	-	Ohio Valley
11. Northern Kentucky	0-0	371	-	Horizon
12. FGCU	0-0	336	-	Atlantic Sun
13. Louisiana	0-0	267	-	Sun Belt
14. South Dakota State	0-0	258	-	Summit
15. Mercer	0-0	223	-	Southern
16. Missouri State	0-0	217	-	Missouri Valley
17. Furman	0-0	210	-	Southern
18. Albany	0-0	185	-	America East
19. Yale	0-0	184	-	Ivy League
20. Samford	0-0	183	-	Southern
21. Princeton	0-0	179	-	Ivy League
22. Elon	0-0	148	-	Colonial
23. Western Michigan	0-0	147	-	Mid-American
24. UNC Asheville	0-0	133	-	Big South
25. Georgia State	0-0	117	-	Sun Belt

OTHERS RECEIVING VOTES: Loyola Chicago 92, Lipscomb 91, Georgia Southern 89, Northern Iowa 82, Iona 71, Stephen F. Austin 69, Monmouth 71, UNCW 65, ETSU 51, Illinois State 49, New Mexico State 46, CSU Bakersfield 39, Morgan State 33, South Dakota 31, Valparaiso 31, Idaho 30, UC Irvine 26, Akron 25, UNC Greensboro 25, Buffalo 22, San Francisco 22, North Dakota 21, Ball State 20, Grand Canyon 20, Kent State 18, Weber State 15, Murray State 13, Liberty 12, UC Davis 12, Winthrop 11, Chattanooga 11, Wofford 11, Siena 8, Fairfield 7, Hofstra 7, UIC 5, Loyola MD 5, Montana State 5, Saint Francis (Pa.) 5, Fort Wayne 4, Campbell 3, Colgate 3, Lamar 3, Coastal Carolina 2, Saint Peter's 2, Santa Clara 2, UMBC 2, Jacksonville State 1, North Carolina Central 1, Troy 1.

BUCKNELL 1,000-POINT CLUB

1. Mike Muscala	2009-13	2036
2. Al Leslie	1977-81	1973
3. Bob Barry	1976-80	1809
4. Mike Bright	1989-93	1670
5. Kevin Bettencourt	2002-06	1577
6. Jaye Andrews	1981-85	1535
7. Chris McNaughton	2003-07	1529
8. Cameron Ayers	2010-14	1526
9. Mike Joseph	1986-90	1518
10. Bill Courtney	1988-92	1499
11. Chris Hass	2012-16	1402
12. Bryson Johnson	2009-13	1384
13. Mike Butts	1985-89	1355
14. Jim Wherry	1967-70	1346
15. Boakai Lalugba	1999-03	1334
16. J.R. Holden	1994-98	1327
17. Nana Foulland	2014-pres.	1237
18. Chris Simpson	1990-94	1229
19. Lorry Hathaway	1962-65	1208
20. Joe Steiner	1959-62	1200
22. Dan Bowen	1997-00	1193
23. Joe Gallagher	1949-52	1183
23. Gerald Purnell	1974-77	1174
24. Bryan Bailey	1998-02	1167
25. Hal Danzig	1956-59	1163
26. Joe Willman	2009-13	1162
27. Charles Lee	2002-06	1147
28. Greg Leggett	1986-90	1141
29. Ted Aceto	1985-89	1118
30. Bryan Cohen	2008-12	1102
31. Brian Anderson	1993-96	1092
32. John Griffin	2004-08	1084
33. Chris Seneca	1984-87	1082
34. Steve Sigl	1976-80	1064
35. Zach Thomas	2014-pres.	1053
36. Gordon Mboya	1993-97	1041
37. Mark Atkinson	1984-87	1029
38. Sekou Hamer	1992-96	1027
39. Mark Allsteadt	1984-87	1020
40. Harvey Carter	1970-73	1013
41. Patrick King	1989-92	1007

GIANT KILLERS

► Bucknell has developed a reputation through the years for knocking off teams from the “major” conferences. Since the start of the 2004-05 season, the Bison have beaten the following teams from the ACC, Big Ten, Big 12, SEC, Pac-12, Big East and Atlantic 10:

Opponent	Conference	Date	Result
at Saint Joseph's	Atlantic 10	12/28/04	W 69-62
at #7/10 Pittsburgh	Big East (now ACC)	1/2/05	W 69-66
vs. #9/12 Kansas	Big 12	3/18/05	W 64-63 (NCAA First Round)
at #17/19 Syracuse	Big East (now ACC)	11/22/05	W 74-69
at DePaul	Big East	12/3/05	W 57-52
Saint Joseph's	Atlantic 10	12/21/05	W 63-51
vs. Arkansas	SEC	3/17/06	W 59-55 (NCAA First Round)
at Xavier	Atlantic 10 (now Big East)	12/20/06	W 68-67
La Salle	Atlantic 10	12/3/07	W 67-66
at La Salle	Atlantic 10	12/17/10	W 89-77
at Richmond	Atlantic 10	1/2/11	W 62-61
Richmond	Atlantic 10	12/17/11	W 79-65
at Arizona	Pac-12	3/14/12	W 65-54 (NIT First Round)
at Purdue	Big Ten	11/9/12	W 70-65
La Salle	Atlantic 10	12/15/12	W 74-66
at Penn State	Big 10	11/13/13	W 90-80
at Vanderbilt	SEC	11/21/16	W 75-72
Richmond	Atlantic 10	11/30/16	W 73-68

2017 ALL-PATRIOT LEAGUE NOTES

► Bucknell fared well in last year's All-Patriot League and Academic All-Patriot League voting.

► Four players were named to All-Patriot League Teams, including **Nana Foulland**, who became the second player in league history to sweep the Patriot League Player of the Year and Defensive Player of the Year honors. The other was another Bison center, Mike Muscala, in 2013.

► Foulland and **Zach Thomas** were both First Team All-Patriot League selections. **Stephen Brown** was named to the Second Team, and **Kimbal Mackenzie** was a Third Team honoree.

► Foulland and Brown were both named to the Patriot League All-Defensive Team. Bucknell has now had the Patriot League Defensive Player of the Year in seven of the 13 years since the award was instituted in 2005.

► **Nathan Davis** garnered Patriot League Coach of the Year honors for the second year in a row. Davis' second straight Patriot League Coach of the Year selection actually gives Bucknell the last three honors, as Dave Paulsen earned the award in his final season in 2015. Davis is the fourth coach to win the honor in back-to-back seasons, joining Paulsen (2011, 2012), Lehigh's Billy Taylor (2003, 2004) and Lafayette's Fran O'Hanlon (1998, 1999). Davis and Taylor are the only two to do so in his first two seasons with a team.

► Bucknell has now had at least one first-team all-conference player in 31 of the last 34 seasons, dating back to the team's tenure in the East Coast Conference.

► Bucknell's four all-conference selections were its most since 2012, when Mike Muscala, Bryan Cohen, Cameron Ayers and Joe Willman were all honored.

► Foulland and Mackenzie were named to the five-man Academic All-Patriot League Team. It was Foulland's second straight selection. This was the second straight year and fourth time since the inception of the All-Academic Team in 2011 that Bucknell has claimed two of the five spots on the squad.

BISON SCHOLAR-ATHLETES

The Bucknell basketball program has also enjoyed tremendous success in the classroom in recent years. Among the highlights:

► Bucknell won the “academic national championship” last season, according to *Inside Higher Ed*, which completed a full NCAA Tournament bracket based on the 68 competing teams' academic performances.

► Bucknell's leading scorer, **Zach Thomas**, is majoring in biomedical engineering. He has been working with two Bucknell professors on developing a rapid dual injection syringe, which would be used to decrease the time needed to inject adenosine and subsequent saline flush into patients suffering from supraventricular tachycardia and cardiac arrhythmias. The device is designed to decrease the time needed to inject adenosine and subsequent saline flush into patients suffering from supraventricular tachycardia and cardiac arrhythmias.

► En route to the Patriot League championship, the Bison men's basketball team also managed to combine for a 3.24 grade-point average in the spring 2017 semester. Four Bison made the Dean's List with at least a 3.50 GPA, including returnees **Stephen Brown**, **Nana Foulland** and **Nate Jones**.

► Bucknell had combined GPAs over 3.0 in both semesters in 2016-17, the eighth straight year the team accomplished that feat.

► The Bison men's basketball program posted a perfect score of 1,000 in the NCAA's Academic Performance Rate (APR) study, released last June. That earned the Bison program an NCAA APR Public Recognition Award. The APR awards have been given since 2007, and the Bison men's basketball program has been honored in all 10 years.

► Bucknell has claimed 132 national Academic All-Americans since 1970, including nine from men's basketball.

► In the Patriot League's 27-year history, the men's basketball Scholar-Athlete of the Year has come from Bucknell 10 times.

► Earlier this week, the NCAA released its annual graduation rate report, and according to the U.S. Department of Education's standards, Bucknell ranked fourth nationally behind Stanford, Notre Dame and Northwestern, with a four-class average of 90 percent for student-athletes entering between 2007-08 and 2010-11. Bucknell

and Stanford tied for the national lead at 93 percent in the 2013 report, and Bucknell has ranked in the top four in each of the last four years.

MIKE MUSCALA WITH ATLANTA HAWKS

►Mike Muscala '13 is now in his fifth season with the NBA's Atlanta Hawks. Muscala is the first Bison ever to play in an NBA game. In 2013 he became the third Bison to be selected in the NBA Draft, when he was taken 44th overall by the Dallas Mavericks and then traded on draft night to the Hawks.

►Muscala started out playing in Spain's top division in 2013-14, while the Hawks retained his draft rights. When the Hawks suffered some injuries in their frontcourt, they purchased Muscala's contract from Rio Natura Monbus Obradoiro, where he had been averaging 14.6 points and a league-high 7.8 rebounds per game.

►Muscala's NBA debut came on March 2, 2014 in Phoenix, and he recorded four points and five rebounds that night in a loss to the Suns. He went to log 3.8 points and 2.6 rebounds in 20 games, with a high of 15 points in a win over Milwaukee.

►Muscala this season started five of the team's first nine game and is averaging 6.6 points and 4.4 rebounds per game. He notched his first career double-double with 14 points and 10 rebounds on Oct. 26 against the Bulls.

BISON FUN FACTS

►Bucknell's best-known alum is baseball legend Christy Mathewson. An original Baseball Hall of Fame inductee, Mathewson also played football and basketball at Bucknell. He was an All-America drop-kicker as well as a fullback in football, and he played center in basketball back in the day when there was a center jump after every made basket. Bucknell's football stadium — Christy Mathewson-Memorial Stadium — is named in his honor.

►The legendary Jim Valvano was Bucknell's head coach for three seasons from 1972-75. Valvano went 33-42 at Bucknell before moving on to Iona and then North Carolina State. The Bison went from 5-18 the year before he arrived to 14-12 in his final season. The program has had only four head coaches since then.

►**Zach Thomas** was part of the very first graduating class at Oakdale High School. When the school first opened, only freshmen and sophomores were enrolled. Yet the basketball team still played a varsity schedule and finished over .500 in those early years before going 22-5 with a berth in the state championship game in Thomas' senior year.

►**Nate Jones'** father, Mike, is the head men's basketball coach at Radford.

►**Kimbal Mackenzie** is a native of Oakville, Ontario, but he attended John Carroll High School in the Baltimore area.

►When he was in high school, **Matt O'Reilly** had the lead role in a commercial for Dick's Sporting Goods that received major airtime during the 2014 NCAA Tournament.

►Bucknell has led the Patriot League in attendance in each of the last 12 years.

►Not only did Bucknell's men's basketball team capture the Patriot League title and go to the NCAA Tournament last year, the Bison women's squad did the same thing within a span of a few days. It was the first time that has happened in school history.

WHO'S GOT NEXT?

►Bucknell will fly back to Lewisburg after the Arkansas game, and then turn right back around and fly down to Chapel Hill to face North Carolina on Wednesday night. The game will be televised on the ACC Network.

BISON ON BUCKNELL CAREER LEADERBOARDS

CAREER FIELD-GOAL PERCENTAGE

	Years	FGM-FGA	Pct.
1. Patrick King	1989-92	337-528	.638
2. Chris McNaughton	2003-07	609-1018	.598
3. Nana Foulland	2014-pr.	492-854	.576
4. Mike Butts	1985-89	545-950	.574
5. Brian Fitzpatrick	2011-14	190-334	.569
6. Kihlon Golden	1992-96	333-598	.557
7. Dan Bowen	1996-00	447-822	.544
8. Donald Brown	2003-07	315-581	.542
9. Boakai Lalugba	1999-03	518-974	.532
10. D. Mastropaolo	2004-08	195-367	.531

CAREER 3-POINT FIELD-GOAL PERCENTAGE

	Years	FGM-FGA	Pct.
1. Chris Seneca	1983-87	67-141	.475
2. Mike Joseph	1986-90	183-386	.474
3. Ben Brackney	2010-14	72-163	.442
4. Bo Heiden	1985-89	59-137	.431
5. Ted Aceto	1985-89	75-176	.426
6. Zach Thomas	2014-pr.	111-269	.413
7. Cameron Ayers	2010-14	201-488	.412
8. Dave Steigerwald	1992-96	111-275	.404
9. Bryson Johnson	2009-13	323-812	.398
10. Keith Fenton	1987-91	83-212	.392

CAREER FREE-THROW PERCENTAGE

	Years	FTM-FTA	Pct.
1. Mike Joseph	1986-90	397-449	.884
2. Bo Heiden	1985-89	197-232	.849
3. Chris Hass	2012-16	292-351	.832
4. Kevin Bettencourt	2002-06	361-434	.832
5. Cameron Ayers	2010-14	265-319	.831
6. Kimbal Mackenzie	2015-pr.	110-133	.827
7. Mike Muscala	2009-13	569-695	.819
8. Joe Willman	2009-13	153-188	.814
9. Patrick King	1989-92	332-408	.814
10. Bryson Johnson	2009-13	259-319	.812

CAREER FREE-THROW ATTEMPTS

	Years	FTA
1. Mike Muscala	2009-13	695
2. Boakai Lalugba	1999-03	567
3. Bill Courtney	1988-92	509
4. Al Leslie	1977-81	496
5. Nana Foulland	2014-pr.	471
6. Bryan Bailey	1998-02	468
7. Hal Danzig	1956-59	462
8. Paul Kerr	1971-74	457
9. Mike Joseph	1986-90	449
10. Chris McNaughton	2003-07	446

CAREER ASSISTS

	Years	Asst.
1. Mike Joseph	1986-90	565
2. Chris Seneca	1983-87	553
3. Pat Flannery	1976-80	505
4. Darryl Shazier	2007-11	498
5. Steven Kaspar	2011-15	413
6. Cal Puriefoy	1981-84	399
7. Stephen Brown	2014-pr.	380
8. Abe Badmus	2003-07	375
9. Russell Peyton	1989-93	332
10. Bryan Cohen	2008-12	313

CAREER BLOCKED SHOTS

	Years	Blk.
1. Mike Butts	1985-89	278
2. Mike Muscala	2009-13	271
3. Dan Bowen	1996-00	160
4. Nana Foulland	2014-pres.	151
5. Mike Bright	1989-93	120
6. Kihlon Golden	1992-96	93
Boakai Lalugba	1999-03	93
8. Brian Anderson	1993-96	86
9. Chris McNaughton	2003-07	80
10. Bo Heiden	1985-89	79

CAREER REBOUNDS

	Years	Reb.
1. Hal Danzig	1956-59	1134
2. Mike Muscala	2009-13	1093
3. Bob Barry	1976-80	986
4. Craig Greenwood	1966-69	909
5. Lorry Hathaway	1962-65	876
6. Mike Butts	1985-89	860
7. Joe Steiner	1959-62	843
8. Mike Bright	1989-93	834
9. Harvey Carter	1970-73	783
10. Boakai Lalugba	1999-03	731
11. Dan Bowen	1996-00	711
12. Nana Foulland	2014-pres.	666
13. Sam Stettler	1973-76	651
14. Chris McNaughton	2003-07	646
15. Joe Willman	2009-13	645

CAREER MADE FIELD GOALS

	Years	FGM
1. Al Leslie	1977-81	796
2. Bob Barry	1976-80	792
3. Mike Muscala	2009-13	723
4. Mike Bright	1989-93	645
5. Jaye Andrews	1981-85	632
6. Chris McNaughton	2003-07	609
7. Jim Wherry	1967-70	557
8. Mike Butts	1985-89	545
9. Cameron Ayers	2010-14	530
10. Joe Steiner	1959-62	528
11. Boakai Lalugba	1999-03	518
12. Joe Willman	2009-13	504
13. Nana Foulland	2014-pres.	492
14. Bill Courtney	1988-92	490
15. Lorry Hathaway	1962-65	478

THE LAST TIME A BUCKNELL PLAYER ...

... scored 20+ points	Zach Thomas (31) at Monmouth, 11/10/17
... scored 30+ points	Zach Thomas (31) at Monmouth, 11/10/17
... scored 40+ points	Chris Hass (40) at Army West Point, 1/2/16
... scored 15+ points in half	Zach Thomas (24) at Monmouth, 11/10/17
... scored 20+ points in half	Zach Thomas (24) at Monmouth, 11/10/17
... scored 25+ points in half	Chris Hass (32) at Army West Point, 1/2/16
... had 10+ rebounds	Zach Thomas (16) at Monmouth, 11/10/17
... had 15+ rebounds	Zach Thomas (16) at Monmouth, 11/10/17
... had 20+ rebounds	Eric Hegedus (20) vs. Delaware, 2/16/85
... had 10+ assists	Stephen Brown (10) vs. Boston University, 2/21/16
... had 15+ assists	Russell Peyton (16) at UMBC, 1/27/92
... had 5+ steals	Stephen Brown (5) vs. West Virginia, 3/16/17
... had 5+ blocks	Nana Foulland (6) at Boston U., 2/19/17
... made 5+ 3FG	Zach Thomas (5) at Monmouth, 11/10/17
... made 6+ 3FG	John Azzinaro (7) vs. Holy Cross, 1/9/16
... made 7+ 3FG	John Azzinaro (7) vs. Holy Cross, 1/9/16
... made 8+ 3FG	Bryson Johnson (9) vs. West Alabama, 11/26/11
... made 10+ FG	Zach Thomas (12) at Monmouth, 11/10/17
... attempted 20+ FG	Zach Thomas (23) at Monmouth, 11/10/17
... made 10+ FT	Kimbal Mackenzie (11) at American, 1/6/17
... attempted 15+ FT	Mike Muscala (16) vs. Lehigh, 3/12/12
... had a double-double	Zach Thomas (31p, 16r) at Monmouth, 11/10/17
... had a triple-double	None (since 1975-76)
... played the whole game	Bryan Cohen (40 min.) vs. Delaware, 2/21/09
... played 40+ minutes	Hass (47), Brown (43), Foulland (41) vs. Holy Cross (20T), 3/3/16
... had 10+ FT without miss	Kimbal Mackenzie (11-11) at American, 1/6/17
... had 10+ FG without miss	Donald Brown (10-10) at Lehigh, 1/14/04

THE LAST TIME A BUCKNELL TEAM ...

... scored 90+ points	94 vs. Lafayette, 2/22/17
... scored 100+ points	107 vs. Shenandoah, 11/13/15
... scored 50+ in a first half	52 at Army West Point, 1/28/17
... scored 50+ in a second half	50 vs. Lafayette, 2/22/17
... allowed 90+ points	94 at Wake Forest, 11/13/16
... allowed 100+ points	101 vs. Fairfield, 12/27/15
... allowed 49 points or less	49 at Holy Cross, 1/8/17
... allowed 39 points or less	38 vs. Binghamton, 11/17/10
... allowed 29 points or less	25 vs. Army, 2/22/04
... had 45+ rebounds	45 vs. Navy, 2/25/17
... had 50+ rebounds	53 at Lafayette, 1/25/17
... made 40+ FG	40 vs. Army West Point, 1/30/16
... made 10+ 3FG	13 at Monmouth, 11/10/17
... made no 3FG	0 at American, 2/3/16
... had 20+ assists	24 vs. Lafayette, 2/22/17
... had 10+ steals	11 vs. Army West Point, 3/2/17
... had 10+ blocks	12 at Colgate, 2/20/00
... had 5+ in double figures	5 at Colgate, 1/14/17
... had 6+ in double figures	6 at Niagara, 11/16/12
... had two 20+ scorers	Chris Hass (29) & Zach Thomas (25) at N.C. State, 12/5/15
... had two double-doubles	Z. Thomas (20p, 10r) & N. Foulland (16p, 13r) at Lehigh, 2/8/17
... made 10+ FT without miss	19-19 vs. Lafayette, 3/3/12
... shot 60%+ from field	61.2% (30-49) vs. American, 2/1/17
... shot 70%+ from field	71.7% (33-46) vs. Navy, 1/17/04
... made 30+ FT	31 at Manhattan, 11/21/15
... attempted 40+ FT	42 at Manhattan, 11/21/15
... committed 5 or fewer TOs	5 vs. Lehigh, 3/8/17
... played an OT game	vs. Holy Cross (lost, 77-72 2OT), 3/3/16
... played a 2OT game	vs. Holy Cross (lost, 77-72), 3/3/16
... played a 3OT game	at Navy (won, 87-86), 3/5/08
... played a ranked opponent	vs. #13/12 West Virginia (lost 86-80), 3/16/17
... defeated a ranked opponent	at #17 Syracuse (74-69), 11/22/05
... defeated a top-10 opponent	at #7 Pittsburgh (69-66), 1/2/05
... played the No. 1 ranked team	at Syracuse (lost 80-61), 12/20/11

BUCKNELL GAME RECORDS AT A GLANCE

• INDIVIDUAL

POINTS	45	Al Leslie vs. American (1/12/80)
	42	Jim Wherry vs. Penn State (12/18/67)
	42	Kevin Bettencourt vs. St. Francis (12/6/03)
active	31	Zach Thomas at Monmouth (11/10/17)
REBOUNDS	28	Craig Greenwood vs. DePauw (12/14/68)
active	16	Zach Thomas at Monmouth (11/10/17)
ASSISTS	16	Russell Peyton vs. UMBC (1/27/92)
active	10	Stephen Brown (twice)
BLOCKS	8	Mike Butts vs. Lehigh (1989)
	8	Mike Butts vs. Towson (1989)
	8	Brian Anderson vs. George Mason (12/1/93)
	8	Mike Muscala at Lehigh (1/26/11)
active	6	Nana Foulland (three times)
STEALS	8	Jaye Andrews vs. Drexel (1985)
	8	Russell Peyton vs. Loyola (Md.) (2/24/93)
active	5	Stephen Brown at Siena (twice)
	5	Kimbal Mackenzie at Navy (12/30/16)
	5	Zach Thomas at Loyola (2/15/17)
FG MADE	20	Joe Steiner vs. La Salle (2/7/62)
active	12	Zach Thomas at Monmouth (11/10/17)
FG ATT.	34	Joe Steiner vs. Temple (2/14/61)
active	23	Zach Thomas at Monmouth (11/10/17)
3FG MADE	11	Kevin Bettencourt vs. St. Francis (12/6/03)
active	5	Zach Thomas (twice)
	5	Stephen Brown vs. Lafayette (2/22/17)
	5	Kimbal Mackenzie vs. West Virginia (3/16/17)
3FG ATT.	16	Kevin Bettencourt vs. St. Francis (12/6/03)
active	11	Matt O'Reilly at Fairfield (12/6/16)
	11	Zach Thomas at Monmouth (11/10/17)
FT MADE	17	Bryan Bailey vs. Loch Haven (11/18/00)
active	11	Kimbal Mackenzie at American (1/5/17)
FT ATT.	20	Brian Anderson vs. Colgate (2/2/94)
active	14	Zach Thomas vs. Manhattan (11/11/16)
• TEAM		
POINTS	119	vs. Colgate (1/29/68)
PTS. IN 1H	61	vs. Colgate (1/29/68)
PTS. IN 2H	66	vs. Susquehanna (11/26/85)
PTS. IN OT	25	at Fairfield (12/1/14)
FG MADE	50	vs. Rochester (1/7/75)
	50	vs. Albright (1/15/69)
FG ATT.	105	vs. Rutgers (2/5/52)
FG%	71.7	vs. Navy (1/17/04) (33-46)
3FG MADE	17	vs. West Alabama (11/26/11)
3FG ATT.	39	vs. Holy Cross (3/3/16)
3FG%	90.0	vs. Lycoming (12/11/87) (9-10)
FT MADE	41	vs. Colgate (2/2/94)
FT ATT.	56	vs. Colgate (2/2/94)
FT%	100.0	vs. Lafayette (2/1/89) (22-22)
	100.0	vs. Richmond (12/17/11) (21-21)
	100.0	vs. Lafayette (2/4/05) (20-20)
	100.0	vs. Lafayette (1/14/12) (15-15)
	100.0	vs. Navy (1/28/12) (10-10)
REBOUNDS	71	vs. Washington & Jefferson (12/15/64)
BLOCKS	15	vs. George Mason (12/1/93)
LOW TO	1	vs. American (1/13/10)

BISON TRENDS

In 2017-18, Bucknell is ...

0-0	in home games
0-1	in road games
0-0	at neutral sites
0-0	following a loss
0-0	following a win
0-0	when scoring at least 80 points
0-1	when scoring fewer than 80 points
0-0	when leading at halftime
0-1	when trailing at halftime
0-0	when tied at halftime
0-0	when outrebounding an opponent
0-1	when getting outrebounded
0-0	when shooting 50% or better from field
0-1	when shooting under 50% from field
0-0	when opponent shoots 50% or better
0-1	when opponent shoots under 50%
0-0	when shooting more free throws
0-1	when shooting fewer free throws
0-1	when committing fewer turnovers
0-0	when committing more turnovers
0-1	in November
0-0	in December
0-0	in January
0-0	in February
0-0	in March
0-0	in afternoon games
0-1	in evening games
0-1	in games decided by one point
0-1	in games decided by 5 points or fewer
0-0	in games decided by 6-10 points
0-0	in games decided by 11 or more points
0-0	in overtime games
0-0	in white uniforms
0-0	in gray uniforms
0-1	in blue uniforms
0-0	in orange uniforms

MISCELLANEOUS STATS

Consecutive Games (10+)	Consecutive Starts
Stephen Brown (86)	Stephen Brown (84)
Kimbal Mackenzie (67)	Nana Foulland (5)
Zach Thomas (54)	Kimbal Mackenzie (5)
Bruce Moore (36)	Zach Thomas (5)
Avi Toomer (36)	Nate Jones (1)
Nate Jones (14)	

Dunks: Foulland 3, Moore

Charges Drawn: Mackenzie

Bucknell's Largest Lead: 3 (3 times at Monmouth)

Bucknell's Largest Deficit: 13 (19:33 2nd half at Monmouth)

Largest Deficit Bucknell Has Overcome to Win:

Bison From the Foul Line in Last 5 Minutes of a Game (Plus Overtime):

Nana Foulland	1-1	1.000
Zach Thomas	0-2	.000
Totals	1-3	.333

STARTING LINEUPS

• Brown, Mackenzie, Jones, Thomas, Foulland (0-1): at Monmouth (L)

PATRIOT LEAGUE LEADERBOARD (2016-17)

TEAM STATISTICS	Overall		PL Only	
Category	Stat	Rank	Stat	Rank
Scoring Offense	76.3	1st	77.8	1st
Scoring Defense	67.9	3rd	65.3	3rd
Scoring Margin	+8.4	1st	+12.5	1st
Free Throw Percentage	.681	6th	.677	7th
Field Goal Percentage	.480	1st	.493	1st
Field Goal Pct. Defense	.427	2nd	.422	1st
3FG Percentage	.379	2nd	.393	1st
3FG Pct. Defense	.342	3rd	.316	1st
3FG Made	8.2	5th	8.4	2nd
Rebounding Offense	34.4	5th	35.2	3rd
Rebounding Defense	33.6	6th	31.7	6th
Defensive Rebound Pct.	.726	5th	.740	5th
Offensive Rebound Pct.	.268	5th	.285	3rd
Rebound Margin	+0.8	5th	+3.6	2nd
Blocked Shots	3.8	1st	3.5	1st
Assists	14.6	3rd	15.2	2nd
Steals	7.2	4th	7.2	4th
Turnover Margin	+0.6	3rd	+0.7	4th
Assist/Turnover Ratio	1.1	2nd	1.1	2nd

INDIVIDUAL LEADERS (top 15)

Stephen Brown			
Assists	4.8	3rd	
Asst/TO Ratio	2.7	1st	
FG Pct.	.458	15th	
3FG Pct.	.402	9th	
Steals	1.6	8th	

Nana Foulland			
Scoring	15.0	4th	
Rebounding	7.8	2nd	
FG Pct.	.630	3rd	
Blocks	2.1	1st	

Kimbal Mackenzie			
FG Pct.	.464	11th	
3FG Pct.	.410	5th	
3FG Made	1.8	11th	
FT Pct.	.832	2nd	

Nate Sestina			
Blocks	0.5	12th	

Zach Thomas			
Scoring	15.9	3rd	
Rebounding	6.6	6th	
FG Pct.	.474	9th	
3FG Pct.	.409	6th	
3FG Made	1.6	15th	
Assists	3.4	10th	
Asst./TO Ratio	1.1	11th	
FT Pct.	.814	3rd	

BISON BY THE NUMBERS

Years of Basketball	123rd
1st Season	1895-96
Head Coaches (all-time)	21
Head Coaches (in PL)	4

All-time Record	1402-1209-1
Winning Seasons	66
.500 Seasons	5
Losing Seasons	51
20+ Win Seasons	13
Undefeated Seasons	2
NCAA Appearances	7
NIT Appearances	3
Top-25 Wins	3
Weeks Ranked in Top 25	2

PL W-L	265-115
PL Tournament W-L	36-21
PL Tournament Titles	5
PL Championship Game Appearances	11
PL Regular Season Titles	11
PL Outright Regular Season Titles (no ties)	8

First Team All-PL	34
Second Team All-PL	20
Third Team All-PL (started 2013-14)	3
PL All-Rookie Team	15
PL All-Defensive Team (started 2015-16)	4
PL Player of Year	7
PL Rookie of Year	3
PL Defensive Player of Year	7
PL Coach of Year	9
PL Player of Week	68
PL Rookie of Week	43
All-PL Tournament	29
PL Tournament MVP	5

All-Americans	10
Academic All-Americans	9
PL Scholar-Athletes	10
PL Academic Honor Roll	110
PL All-Academic Team	10

TOP SOJKA PAVILION CROWDS

Date	Opponent	Attendance
12/6/05	#4 Villanova	4,433
11/14/06	Wake Forest	4,330
3/11/11	Lafayette	4,271
3/7/12	Lehigh	4,267
11/28/14	Penn State	4,257
12/21/05	Saint Joseph's	4,252
2/9/07	Holy Cross	4,209
2/25/06	Army	4,174
2/16/08	Holy Cross	4,162
1/21/06	Colgate	4,157
2/26/11	Army	4,148
2/22/06	Lehigh	4,136
1/11/08	Navy	4,126
1/26/08	Colgate	4,118
3/10/06	Holy Cross	4,110
1/27/07	Army	4,110
1/14/06	Holy Cross	4,102
11/10/07	Albany	4,056
3/4/07	Army	4,032
3/6/11	Lehigh	4,029
12/2/06	Northern Iowa	4,011
1/20/07	Colgate	4,009

2017-18 BUCKNELL SCHEDULE & RESULTS

DATE		OPPONENT	SCORE	ATT.	HIGH PTS.	HIGH REB.	NOTABLE
NOVEMBER							
Fri.	10	at Monmouth (ESPN3)	L 79-78	3,159	Thomas (31)	Thomas (16)	BU erases 13-pt. deficit, MU wins it w/FTs w/0:05 left
Sun.	12	at Arkansas (SEC Network)	6 p.m.				
Wed.	15	at North Carolina (ACC Network)	8 p.m.				
Sat.	18	at Maryland (Big Ten Network)	8:30 p.m.				
Mon.	20	SIENA (PLN)	7 p.m.				
Wed.	22	BALL STATE (PLN)	7 p.m.				
Sun.	26	at Stony Brook	2 p.m.				
Wed.	29	at Saint Joseph's	7 p.m.				

DECEMBER

Sat.	2	VERMONT (WQMY/PLN)	7 p.m.
Tue.	5	at Northeastern	7 p.m.
Sat.	16	at VCU	6 p.m.
Tue.	19	at Richmond	7 p.m.
Fri.	22	LA SALLE (WQMY/PLN)	7 p.m.
Fri.	29	AMERICAN* (PLN)	7 p.m.

JANUARY

Tue.	2	BOSTON UNIVERSITY* (PLN)	7 p.m.
Fri.	5	at Army West Point* (PLN)	7 p.m.
Mon.	8	at Lafayette* (PLN)	7 p.m.
Thu.	11	LEHIGH* (Stadium TV/PLN)	7 p.m.
Mon.	15	at Colgate* (CBS SN)	7 p.m.
Wed.	17	at Loyola* (Stadium TV/PLN)	7 p.m.
Sat.	20	HOLY CROSS* (WQMY/PLN)	12 p.m.
Wed.	24	at Navy* (PLN)	7 p.m.
Sun.	28	at Boston University* (CBS SN)	12 p.m.
Wed.	31	ARMY WEST POINT* (PLN)	7 p.m.

FEBRUARY

Sat.	3	LAFAYETTE* (Stadium TV/PLN)	7 p.m.
Mon.	5	at Lehigh* (CBS SN)	7 p.m.
Mon.	12	COLGATE* (CBS SN)	7 p.m.
Wed.	14	LOYOLA* (PLN)	7 p.m.
Sat.	17	at Holy Cross* (PLN)	12 p.m.
Wed.	21	NAVY* (Stadium TV/PLN)	7 p.m.
Sat.	24	at American* (PLN)	2 p.m.
Tue.	27	PL Tournament First Round~ (PLN)	TBA

MARCH

Thu.	1	PL Tournament Quarterfinals~ (PLN)	TBA
Sun.	4	PL Tournament Semifinals~ (CBS SN)	12/2 p.m.
Wed.	7	PL Championship~ (CBS SN)	7:30 p.m.

Home contests in **BOLD** at Sojka Pavilion All Times Eastern

~ Patriot League Tournament games at higher seed

* Patriot League contest

SCORE BY PERIODS

	1st	2nd	OT	Total
Bucknell	31 (31.0)	47 (47.0)	0 (—)	78 (78.0)
Opponent	41 (41.0)	38 (38.0)	0 (—)	79 (79.0)

ATTENDANCE SUMMARY

	G	Total	Avg./G
Home	0	0	0.0
Away	1	3159	3159.0
Neutral	0	0	0.0
Total	1	3159	3159.0

RECORD SUMMARY

Bucknell Record	Overall	Home	Away	Neutral
All Games	0-1	0-0	0-1	0-0
Patriot League	0-0	0-0	0-0	0-0
Non-Conference	0-1	0-0	0-1	0-0

MARGIN OF VICTORY

[illegible]

MARGIN OF DEFEAT

[illegible]

BUCKNELL TEAM STATS — ALL GAMES

#	Player	GP	GS	Min	Avg	FG	FGA	Pct	3FG	FGA	Pct	FT	FTA	Pct	OR	DR	Reb	Avg	PF	FO	A	TO	Blk	Stl	Pts	Avg
23	Thomas, Zach	1	1	35	35.0	12	23	.522	5	11	.455	2	8	.250	3	13	16	16.0	2	0	0	4	2	1	31	31.0
20	Foulland, Nana	1	1	31	31.0	6	10	.600	0	0	.000	3	6	.500	2	2	4	4.0	3	0	2	1	0	0	15	15.0
02	Brown, Stephen	1	1	29	29.0	4	9	.444	2	5	.400	1	1	1.000	0	1	1	1.0	4	0	6	2	0	0	11	11.0
11	Toomer, Avi	1	0	23	23.0	2	5	.400	2	5	.400	0	0	.000	1	0	1	1.0	4	0	3	0	0	1	6	6.0
13	Moore, Bruce	1	0	13	13.0	2	4	.500	1	2	.500	0	0	.000	0	0	0	0.0	2	0	1	1	0	1	5	5.0
03	Sotos, Jimmy	1	0	16	16.0	1	2	.500	1	1	1.000	1	2	.500	0	2	2	2.0	1	0	2	0	0	0	4	4.0
15	Jones, Nate	1	1	9	9.0	1	2	.500	1	1	1.000	0	0	.000	0	0	0	0.0	2	0	0	0	0	0	3	3.0
04	Sestina, Nate	1	0	7	7.0	1	1	1.000	1	1	1.000	0	0	.000	0	0	0	0.0	2	0	0	0	0	0	3	3.0
22	O'Reilly, Matt	1	0	2	2.0	0	0	.000	0	0	.000	0	0	.000	0	0	0	0.0	0	0	0	0	0	0	0	0.0
12	Meeks, John	1	0	5	5.0	0	2	.000	0	1	.000	0	0	.000	0	1	1	1.0	0	0	1	0	0	0	0	0.0
01	Mackenzie, Kimbal	1	1	30	30.0	0	8	.000	0	6	.000	0	0	.000	1	2	3	3.0	4	0	2	0	0	0	0	0.0
TM	TEAM.....														3	1	4	4.0	0			0			0	
	Total.....	1				29	66	.439	13	33	.394	7	17	.412	10	22	32	32.0	24	0	17	8	2	3	78	78.0
	Opponents.....	1				25	51	.490	5	12	.417	24	30	.800	5	33	38	38.0	22	-	5	13	4	4	79	79.0

BUCKNELL TEAM STATS — PATRIOT LEAGUE GAMES

#	Player	GP	GS	Min	Avg	FG	FGA	Pct	3FG	FGA	Pct	FT	FTA	Pct	OR	DR	Reb	Avg	PF	FO	A	TO	Blk	Stl	Pts	Avg
---	--------	----	----	-----	-----	----	-----	-----	-----	-----	-----	----	-----	-----	----	----	-----	-----	----	----	---	----	-----	-----	-----	-----

BUCKNELL TEAM STATS — HOME GAMES

#	Player	GP	GS	Min	Avg	FG	FGA	Pct	3FG	FGA	Pct	FT	FTA	Pct	OR	DR	Reb	Avg	PF	FO	A	TO	Blk	Stl	Pts	Avg
---	--------	----	----	-----	-----	----	-----	-----	-----	-----	-----	----	-----	-----	----	----	-----	-----	----	----	---	----	-----	-----	-----	-----

BUCKNELL TEAM STATS — AWAY GAMES

#	Player	GP	GS	Min	Avg	FG	FGA	Pct	3FG	FGA	Pct	FT	FTA	Pct	OR	DR	Reb	Avg	PF	FO	A	TO	Blk	Stl	Pts	Avg
23	Thomas, Zach	1	1	35	35.0	12	23	.522	5	11	.455	2	8	.250	3	13	16	16.0	2	0	0	4	2	1	31	31.0
20	Foulland, Nana	1	1	31	31.0	6	10	.600	0	0	.000	3	6	.500	2	2	4	4.0	3	0	2	1	0	0	15	15.0
02	Brown, Stephen	1	1	29	29.0	4	9	.444	2	5	.400	1	1	1.000	0	1	1	1.0	4	0	6	2	0	0	11	11.0
11	Toomer, Avi	1	0	23	23.0	2	5	.400	2	5	.400	0	0	.000	1	0	1	1.0	4	0	3	0	0	1	6	6.0
13	Moore, Bruce	1	0	13	13.0	2	4	.500	1	2	.500	0	0	.000	0	0	0	0.0	2	0	1	1	0	1	5	5.0
03	Sotos, Jimmy	1	0	16	16.0	1	2	.500	1	1	1.000	1	2	.500	0	2	2	2.0	1	0	2	0	0	0	4	4.0
15	Jones, Nate	1	1	9	9.0	1	2	.500	1	1	1.000	0	0	.000	0	0	0	0.0	2	0	0	0	0	0	3	3.0
04	Sestina, Nate	1	0	7	7.0	1	1	1.000	1	1	1.000	0	0	.000	0	0	0	0.0	2	0	0	0	0	0	3	3.0
22	O'Reilly, Matt	1	0	2	2.0	0	0	.000	0	0	.000	0	0	.000	0	0	0	0.0	0	0	0	0	0	0	0	0.0
12	Meeks, John	1	0	5	5.0	0	2	.000	0	1	.000	0	0	.000	0	1	1	1.0	0	0	1	0	0	0	0	0.0
01	Mackenzie, Kimbal	1	1	30	30.0	0	8	.000	0	6	.000	0	0	.000	1	2	3	3.0	4	0	2	0	0	0	0	0.0
TM	TEAM.....														3	1	4	4.0	0			0			0	
	Total.....	1				29	66	.439	13	33	.394	7	17	.412	10	22	32	32.0	24	0	17	8	2	3	78	78.0
	Opponents.....	1				25	51	.490	5	12	.417	24	30	.800	5	33	38	38.0	22	-	5	13	4	4	79	79.0

BUCKNELL TEAM STATS — GAME-BY-GAME

Opponent	Date	Score	W/L	TOTAL			3-PTRS			FT	FTA	Pct	REBOUNDS				PF	A	TO	Blk	Stl	Pts	Avg
				FG	FGA	Pct	3FG	FGA	Pct				Off	Def	Tot	Avg							
at Monmouth	11/10/17	78-79	L	29	66	.439	13	33	.394	7	17	.412	10	22	32	32.0	24	17	8	2	3	78	78.0
Bucknell		78		29	66	.439	13	33	.394	7	17	.412	10	22	32	32.0	24	17	8	2	3	78	78.0
Opponents		79		25	51	.490	5	12	.417	24	30	.800	5	33	38	38.0	22	5	13	4	4	79	79.0

BUCKNELL TEAM STATS — OPPONENT GAME-BY-GAME

Opponent	Date	Score	W/L	TOTAL			3-PTRS			FT	FTA	Pct	REBOUNDS				PF	A	TO	Blk	Stl	Pts	Avg
				FG	FGA	Pct	3FG	FGA	Pct				Off	Def	Tot	Avg							
at Monmouth	11/10/17	78-79	L	25	51	.490	5	12	.417	24	30	.800	5	33	38	38.0	22	5	13	4	4	79	79.0
Opponents		79		25	51	.490	5	12	.417	24	30	.800	5	33	38	38.0	22	5	13	4	4	79	79.0
Bucknell		78		29	66	.439	13	33	.394	7	17	.412	10	22	32	32.0	24	17	8	2	3	78	78.0

#2 • STEPHEN BROWN • SENIOR • GUARD • 5-11 • 160 • MANASSAS, VA. • CHRIST CHAPEL

Lightning-quick point guard who has become one of the Patriot League's top playmakers ... gained valuable experience during a productive rookie season, then took his game to the next level during an all-star sophomore year ... has a good outside shot and can also penetrate to the rim ... dangerous in transition ... tenacious on-ball defender ... 7th on Bucknell's career assists chart.

2017-18

Team co-captain ... 11 pts., 6 ast. on opening night at Monmouth.

2016-17

Team co-captain ... Second Team All-Patriot League and Patriot League All-Defensive Team honoree ... enjoyed a terrific junior year ... averaged 11.1 ppg to rank 4th on the team ... 167 assists (4.8 apg) tied for 7th on Bucknell's single-season list ... 57 steals tied for 10th all-time ... shot 45.8 FG%, 40.2 3FG%, 67.7 FT% ... led the league and ranked 28th nationally in assist/TO ratio (2.65) ... also ranked 3rd in PL in assists, 8th in steals, 9th in 3FG%, 15th in FG%, 22nd in scoring ... 21 double-digit scoring games, including 2 with 20+ ... 19 games with 5+ assists ... had a big game against Manhattan in the opener with 11 pts., 6 ast., 5 reb., 4 stl. ... scored 7 pts. in final 3 min. to help seal the win ... bounced back from a couple of tough games with a great performance in the win at Vanderbilt ... tallied 15 pts. (5-11 FG, 2-3 3FG), including a tie-breaking jumper with 2:30 left that gave Bucknell the lead for good ... had 9 pts., 5 ast., 3 stl. in 24 min. in rout of Norfolk State ... 12 pts., 6 ast. in win over Northern Colorado in Las Vegas ... recorded 8 ast., 5 reb. in win over Richmond ... strong game at La Salle with 15 pts., 6 ast., 3 stl. ... set career high with 9 reb. to go with 9 pts., 5 ast., 2 stl., 0 TOs in win at Fairfield ... big game at Siena with 16 pts. (5-9 FG, 2-3 3FG, 4-4 FT), 6 ast., career-high 5 stl. ... scored 8 of his 11 pts. in decisive late-game run in win over Mount St. Mary's ... scored 16 pts. and hit career-high 3 3FGs vs. Princeton (all in final 11 seconds of game) ... came up with a steal and breakaway layup to snap a 53-53 tie with 1:13 left in win at Navy ... 10 pts., 7 ast. in home win over Army ... set career high with 12 FGA (5-12) in that game ... led team with 7 reb. in addition to 9 pts. in win at American ... matched career high with 21 pts. (8-12 FG, 3-5 3FG) along with 6 ast., 3 stl., 0 TO in road win at Colgate ... had 13 pts. (5-9 FG, 3-4 3FG), 7 ast. in home win over Loyola ... also held high-scoring Loyola guard Andre Walker to 2 FG & 6 pts. one game after he had 35 vs. Boston U. ... 11 pts., 8 ast., 2 stl. while holding All-PL guard Nick Lindner to 3 pts. (1-5 FG) at Lafayette ... made a career-high 4 3FGs and scored 14 pts. in win at Army ... attempted career-high 14 shots at Lehigh and scored 15 pts. (6-14 FG) ... efficient effort in home win over Colgate with 15 pts. (5-6 FG, 3-4 3FG, 2-2 FT), 7 ast., 1 TO ... near-perfect shooting night in win at Boston U. with 14 pts. (4-5 FG, 2-2 3FG, 4-4 FT), 5 ast. ... set career highs for 3FG and 3FGA when he went 5-10 in home win vs. Lafayette ... finished with 17 pts., 9 ast., 0 TO in that 30-pt. win ... led all scorers with 20 pts. (7-13 FG, 4-8 3FG) along with 6 ast. in PL Tourney win over Army ... 12 pts., 6 reb., 4 ast. with no TOs in PL final vs. Lehigh ... terrific performance in NCAA Tournament game vs. West Virginia, with 18 pts., 4 ast., 5 stl. and only 1 TO against the WVU high-pressure defense.

2015-16

Enjoyed a breakout sophomore season ... started every game at point guard and earned Third Team All-Patriot League and Patriot League All-Defensive Team honors ... Bucknell's 4th-leading scorer at 9.2 ppg ... averaged 11.2 ppg and shot 56.3 FG% in league play ... also averaged 5.3 apg, 3.3 rpg and 1.3 spg ... shot 49.2 FG%, 32.6 3FG% and a league-best 83.3 FT% ... also ranked 2nd in Patriot League in assists, 2nd in assist-turnover ratio (2.7), 5th in steals, 11th in FG% ... started at point guard on opening night vs. Shenandoah and dished out a career-high 7 ast. to go with 3 pts., 5 reb. ... strong game in win at Robert Morris with 7 pts., 6 ast. ... had 12 pts. (3-6 FG, 1-1 3FG, 5-6 FT), 5 ast. vs. Siena ... made 7-7 FTs and had 9 pts., 3 ast. vs. Columbia ... had 5 pts., 4 ast. and career-high 3 stl. at N.C. State ... recorded 10 pts. (5-7 FG) and career-high 8 ast. at Princeton ... strong all-around game vs. Fairfield with 10 pts., 7 ast. and career-high 7 reb. ... brilliant performance in home win over Navy with career-high 18 pts. (5-8 FG, 8-8 FT), 8 ast. ... had perfect shooting night (5-5 FG, 5-5 FT) with 15 pts. in home win over American ... set career high with 10 ast. along with 8 pts. (3-4 FG) in home rout of Holy Cross ... 9 of 10 ast. led to 3FGs ... in win at Lehigh had 14 pts. (5-6 FG, 2-2 3FG), 6 ast., 3 stl., 0 TO ... his 3FG with 2:29 left put Bucknell up 12 ... dished out 9 ast. with 10 pts., 3 stl. vs. Colgate ... re-set career high with 21 pts. (8-10 FG, 5-6 FT) in career-high 35 min. in win at Boston U. ... also had 5 reb., 4 ast., 3 stl. vs. the Terriers ... all 3 stl. were clean picks that led to breakaway layups ... named Patriot League Player of the Week after the Loyola/Boston U. road wins ... scored 9 of his 12 pts. in 2nd half to help Bucknell pull away from Lafayette at home ... led team with 13 pts., 3 stl. at American ... led team with 12 pts., 6 ast. in home rout of Loyola ... matched career high with 10 ast. along with 4 pts., 6 reb., 2 stl. in home win over Boston University ... tallied 16 pts., career-high 8 reb. in 2OT win at Lafayette ... scored key buckets with driving layups in final minute of regulation and 2OT ... played then-career-high 41 min. in that game ... made the team's defensive play of the year in the regular-season finale at Navy, stealing the ball from Shawn Anderson with less than 10 seconds remaining and Bucknell protecting a 2-pt. lead ... then made 2 FTs to clinch the win ... also had 9 pts., 6 ast., career-high 4 stl., and just 1 TO in that game ... 8 ast., 6 reb., in career-high 43 min. in PL Quarterfinal vs. Holy Cross ... had 9 pts., 5 ast., 3 stl., 0 TO in NIT game at Monmouth.

2014-15

Started the final 17 games of the season and played in 30 of 34 at point guard ... averaged 3.6 ppg, 1.4 apg in 14.7 mpg ... logged 42 assists and only 22 turnovers ... shot 44.0 FG%, 44.4 3FG% (8-18) but struggled at the foul line (47.5%) ... made collegiate debut at Michigan ... breakout game came at Villanova, where he played 25 min., ran the offense well and tallied 6 pts., 5 reb., 3 ast. ... 4 pts., 5 reb., 6 ast. in 26 min. vs. Mount St. Mary's ... hit first career 3FG at Toledo ... played well at Holy Cross with 7 pts. (3-3 FG) and 3 ast. in 20 min. ... made 1st career start vs. Navy (4 pts., 3 reb., 1 ast., 0 TO) ... scored 8 pts. (3-4 FG, 1-1 3FG) in home win over Army ... scored a season-high 15 pts. (4-5 FG, 2-2 3FG, 5-5 FT) with 3 ast. in win at Boston University ... hit 3-4 FGs, including a 3FG, and scored 8 pts. vs. Colgate ... pulled down 6 reb. in win at Navy ... was terrific in PL quarterfinal win over Holy Cross with 12 pts., all in 2nd half.

HIGH SCHOOL/PERSONAL

Full name is Stephen Lawrence Brown Jr. ... born March 27, 1996 in Fairfax, Va. ... son of Stephen and Nicole Brown ... has two sisters, Nikki and Stephanie ... basketball captain and team MVP all four years at Christ Chapel Academy in Woodbridge, Va. ... three-time Christ Chapel Male Athlete of the Year ... broke the school's all-time scoring record with 2,512 points ... also had 533 assists, 483 steals, 578 rebounds and 240 made 3-pointers ... became the first athlete at Christ Chapel to have his jersey retired ... was also the school's first athlete to receive a Division I scholarship ... three-time VISAA Division III First Team All-State selection and the 2014 Player of the Year ... led team to state finals in 2011 and 2014 ... ranked No. 8 among D.C., Maryland and Virginia point guards by DMVelite ... DMVelite All-Northern Virginia First Team and All-Metro Fourth Team in 2014 ... two-time winner of the Prince William County High School Hoopfest 3-point competition ... graduated with a 3.97 GPA and was a drummer with the school worship team ... made two mission trips to Albania ... did another mission trip to Colombia while at Bucknell ... major is psychology ... member of 2015 and 2017 Patriot League Academic Honor Roll.

BROWN'S CAREER HIGHS

Points:	21	at Boston University	1/23/2016
Rebounds:	9	at Fairfield	12/6/2016
Assists:	10	twice	
Steals:	5	twice	
Blocks:	1	six times	
FG Made:	8	twice	
FG Attempted:	14	at Lehigh	2/8/2017
3-pt FG Made:	5	vs. Lafayette	2/22/2017
3-pt FG Attempted:	10	vs. Lafayette	2/22/2017
FT Made:	8	vs. Navy	12/30/2015
FT Attempted:	8	vs. Navy	12/30/2015

BROWN'S SEASON HIGHS

Points:	11	at Monmouth	11/10/2017
Rebounds:	1	at Monmouth	11/10/2017
Assists:	6	at Monmouth	11/10/2017
Steals:	0		
Blocks:	0		
FG Made:	4	at Monmouth	11/10/2017
FG Attempted:	9	at Monmouth	11/10/2017
3-pt FG Made:	2	at Monmouth	11/10/2017
3-pt FG Attempted:	5	at Monmouth	11/10/2017
FT Made:	1	at Monmouth	11/10/2017
FT Attempted:	1	at Monmouth	11/10/2017

BROWN'S CAREER STATISTICS

Year	G	GS	Min.	Avg.	FGM	FGA	Pct.	3FGM	3FGA	Pct.	FTM	FTA	Pct.	OR	DR	Reb.	RPG	PF	DQ	A	TO	BK	ST	Pts.	PPG
2014-15	30	17	441	14.7	40	91	.440	8	18	.444	19	40	.475	7	52	59	2.0	41	0	42	22	1	9	107	3.6
2015-16	31	31	891	28.7	93	189	.492	14	43	.326	85	102	.833	22	79	101	3.3	65	0	165	61	2	40	285	9.2
2016-17	35	35	1059	30.3	138	301	.458	51	127	.402	63	93	.677	12	99	111	3.2	66	1	167	63	3	57	390	11.1
2017-18	1	1	29	29.0	4	9	.444	2	5	.400	1	1	1.000	0	1	1	1.0	4	0	6	2	0	0	11	11.0
TOTAL	97	84	2420	24.9	275	590	.466	75	193	.389	168	236	.712	41	231	272	2.8	176	1	380	148	6	106	793	8.2



STEPHEN BROWN CAREER GAME-BY-GAME

BROWN'S 2017-18 GAME-BY-GAME STATISTICS

Opponent	Min.	FG-A	Pct.	3FG-A	Pct.	FT-A	Pct.	RB	PF	A	TO	B	S	PTS
Monmouth	29	4-9	.444	2-5	.400	1-1	1.000	1	4	6	2	0	0	11
Arkansas														
UNC														
Maryland														
Siena														
Ball State														
Stony Brook														
St. Joseph's														
Vermont														
Northeastern														
VCU														
Richmond														
La Salle														
American*														
Boston U.*														
Army*														
Lafayette*														
Lehigh*														
Colgate*														
Loyola*														
Holy Cross*														
Navy*														
Boston U.*														
Army*														
Lafayette*														
Lehigh*														
Colgate*														
Loyola*														
Holy Cross*														
Navy*														
American*														

* Patriot League game ^ Patriot League Tournament Games started in **bold**

BROWN'S 2016-17 GAME-BY-GAME STATISTICS

Opponent	Min.	FG-A	Pct.	3FG-A	Pct.	FT-A	Pct.	RB	PF	A	TO	B	S	PTS
Manhattan	34	4-10	.400	1-2	.500	2-2	1.000	5	4	6	2	0	4	11
Wake Forest	31	2-4	.400	0-2	.000	1-2	.500	3	0	5	2	0	0	5
Robert Morris	19	1-4	.250	1-2	.500	0-0	—	1	5	4	1	0	1	3
Butler	23	0-1	.000	0-1	.000	4-4	1.000	1	2	0	5	0	2	4
Vanderbilt	34	5-11	.455	2-3	.667	3-4	.750	2	1	1	1	0	1	15
Norfolk State	24	4-8	.500	1-1	1.000	0-0	—	2	0	5	1	0	3	9
No. Colorado	33	5-10	.500	2-6	.333	0-1	.000	4	2	6	2	0	0	12
Richmond	34	1-6	.167	0-1	.000	1-2	.500	5	2	8	3	0	0	3
La Salle	32	5-8	.625	1-1	1.000	4-4	1.000	4	1	6	3	0	3	15
Fairfield	30	4-10	.400	0-2	.000	1-3	.333	9	1	5	0	0	2	9
Siena	34	5-9	.556	2-3	.667	4-4	1.000	1	2	6	2	0	5	16
Mt. St. Mary's	33	4-5	.800	1-1	1.000	2-4	.500	4	1	4	3	0	1	11
Princeton	35	5-9	.556	3-4	.750	3-4	.750	4	2	5	2	0	1	16
Navy*	33	2-9	.222	0-3	.000	5-7	.714	4	1	3	2	1	3	9
Army*	31	5-12	.417	0-2	.000	0-2	.000	3	2	7	2	0	2	10
American*	31	4-7	.571	0-0	—	1-3	.333	7	3	4	3	0	0	9
Holy Cross*	29	2-6	.333	1-4	.250	0-0	—	4	1	7	1	0	0	5
Lehigh*	33	3-11	.273	2-7	.286	4-4	1.000	4	2	3	1	0	2	12
Colgate*	32	8-12	.750	3-5	.600	2-7	.286	3	3	6	0	0	3	21
Loyola*	28	5-9	.556	3-4	.750	0-1	.000	2	1	7	2	0	1	13
Boston U.*	36	4-7	.571	1-4	.250	1-2	.500	4	2	3	3	0	2	10
Lafayette*	29	3-13	.231	2-5	.400	3-4	.750	4	1	8	2	0	2	11
Army*	29	4-11	.455	4-7	.571	2-2	1.000	2	2	1	2	0	0	14
American*	26	2-4	.500	0-2	.000	4-4	1.000	2	2	7	3	0	2	8
Holy Cross*	29	3-6	.500	1-4	.250	0-0	—	4	1	4	4	0	2	7
Lehigh*	34	6-14	.429	0-5	.000	3-3	1.000	2	1	2	1	0	3	15
Colgate*	28	5-6	.833	3-4	.750	2-2	1.000	0	0	7	1	0	0	15
Loyola*	24	4-11	.455	1-4	.250	0-1	.000	0	4	2	2	0	1	9
Boston U.*	28	4-5	.800	2-2	1.000	4-4	1.000	1	2	5	1	0	1	14
Lafayette*	26	6-11	.545	5-10	.500	0-2	.000	2	0	9	0	0	1	17
Navy*	17	2-5	.400	0-2	.000	4-6	.667	3	4	3	1	0	1	8
Army^	33	7-13	.538	4-8	.500	2-3	.667	2	2	6	2	0	1	20
Navy^	35	2-8	.250	0-3	.000	0-0	—	4	3	4	2	1	2	4
Lehigh^	36	5-12	.417	2-6	.333	0-0	—	6	2	4	0	0	0	12
West Virginia+	36	7-13	.538	3-7	.429	1-2	.500	3	4	4	1	1	5	18

* Patriot League game ^ Patriot League Tourn. + NCAA Tourn. Games started in **bold**

BROWN'S 2015-16 GAME-BY-GAME STATISTICS

Opponent	Min.	FG-A	Pct.	3FG-A	Pct.	FT-A	Pct.	RB	PF	A	TO	B	S	PTS
Shenandoah	22	0-1	.000	0-0	—	3-4	.750	5	1	7	3	0	1	3
Wake Forest	18	0-3	.000	0-2	.000	0-0	—	1	3	3	2	0	0	0
Robert Morris	29	3-7	.429	1-2	.500	0-0	—	3	4	6	2	0	2	7
Manhattan	15	1-2	.500	0-1	.000	3-5	.600	3	3	5	2	0	1	5
Siena	32	3-6	.500	1-1	1.000	5-6	.833	1	4	5	1	1	1	12
Penn State	28	1-6	.167	0-2	.000	0-0	—	4	1	5	2	0	0	2
Columbia	30	1-2	.500	0-1	.000	7-7	1.000	2	3	3	3	0	0	9
NC State	27	1-3	.333	1-1	1.000	2-2	1.000	1	4	4	2	0	3	5
Mt. St. Mary's	34	4-9	.444	1-1	1.000	0-0	—	4	3	1	4	0	0	9
Princeton	30	5-7	.714	0-0	—	0-0	—	0	2	8	1	0	1	10
Fairfield	30	3-7	.429	0-0	—	4-5	.800	7	4	7	1	0	0	10
Navy*	25	5-8	.625	0-1	.000	8-8	1.000	1	1	8	2	0	1	18
Army*	27	2-5	.400	0-0	—	2-4	1.000	1	1	4	1	0	2	6
American*	25	5-5	1.000	0-0	—	5-5	1.000	4	2	3	1	0	1	15
Holy Cross*	25	3-4	.750	0-0	.000	2-2	1.000	4	1	10	3	0	1	8
Lehigh*	30	5-6	.833	2-2	1.000	2-5	.400	1	2	6	0	0	3	14
Colgate*	28	3-8	.375	2-2	1.000	2-3	.667	2	3	9	2	0	3	10
Loyola*	30	4-6	.667	0-0	—	3-5	.600	4	0	4	2	0	0	11
Boston U.*	35	8-10	.800	0-1	.000	5-6	.833	5	1	4	2	0	3	21
Lafayette*	34	3-7	.429	1-2	.500	5-5	1.000	5	1	4	2	0	1	12
Army*	20	3-6	.500	1-2	.500	0-1	.000	5	1	7	2	0	1	7
American*	29	5-11	.455	0-2	.000	3-3	1.000	3	3	1	2	1	3	13
Holy Cross*	25	2-3	.667	0-0	—	0-0	—	4	2	6	0	0	0	4
Lehigh*	29	4-9	.444	0-2	.000	4-4	1.000	2	1	3	1	0	0	12
Colgate*	30	3-5	.600	0-1	.000	2-2	1.000	1	4	4	2	0	1	8
Loyola*	24	3-7	.429	1-3	.333	5-6	.833	2	2	6	2	0	2	12
Boston U.*	29	1-4	.250	0-0	—	2-2	1.000	6	1	10	5	0	2	4
Lafayette*	41	6-11	.545	2-5	.400	2-2	1.000	8	2	3	4	0	0	16
Navy*	32	2-4	.500	1-1	1.000	4-5	.800	1	2	6	1	0	4	9
Holy Cross^	43	0-6	.000	0-4	.000	4-4	1.000	6	2	8	4	0	0	4
Monmouth+	35	4-11	.455	0-4	.000	1-1	1.000	5	1	5	0	0	3	9


* Patriot League game ^ Patriot League Tournament + NIT Games started in **bold**

BROWN'S 2014-15 GAME-BY-GAME STATISTICS

Opponent	Min.	FG-A	Pct.	3FG-A	Pct.	FT-A	Pct.	RB	PF	A	TO	B	S	PTS	
Marist		DNP													
Michigan	4	0-1	.000	0-0	—	0-0	—	1	2	0	1	0	1	0	
Villanova	25	3-6	.500	0-0	—	0-2	.000	5	3	3	2	0	1	6	
Mt. St. Mary's	26	1-6	.167	0-1	.000	2-4	.500	5	1	6	3	0	1	4	
Toledo	22	1-3	.333	1-1	1.000	0-0	—	2	1	1	2	0	0	3	
UMES	14	1-3	.333	0-1	.000	0-0	—	0	1	1	0	0	0	2	
Penn State	3	0-0	—	0-0	—	0-0	—	0	2	0	0	0	0	0	
Fairfield	9	0-0	—	0-0	—	0-0	—	3	1	0	0	0	0	0	
Columbia	17	1-2	.667	0-1	.000	1-3	.333	4	2	4	3	0	0	3	
Albany	4	0-0	—	0-0	—	0-0	—	1	2	0	1	0	0	0	
Case Western	3	0-0	—	0-0	—	0-0	—	0	0	1	0	0	0	0	
Wake Forest		DNP													
Siena	0+	0-0	—	0-0	—	0-0	—	0	0	0	0	0	0	0	
American*		DNP													
Colgate*		DNP													
Lafayette*	1	0-0	—	0-0	—	0-0	—	0	0	0	0	0	0	0	
Holy Cross*	20	3-3	1.000	0-0	—	1-2	.500	0	1	3	1	0	0	7	
Navy*	23	2-4	.500	0-0	—	0-0	—	3	3	1	0	1	0	4	
Army*	19	3-4	.750	1-1	1.000	1-4	.250	1	1	1	1	0	0	8	
Loyola*	14	3-5	.600	0-2	.000	0-0	—	1	1	0	0	0	0	6	
Boston U.*	25	4-5	.800	2-2	1.000	5-5	1.000	3	3	3	1	0	0	15	
Lehigh*	17	0-4	.000	0-1	.000	1-2	.500	3	0	5	1	0	1	1	
Colgate*	15	3-4	.750	1-1	1.000	1-2	.500	0	1	1	0	0	1	8	
Lafayette*	20	1-3	.333	1-2	.500	0-2	.000	1	3	1	1	0	1	3	
Holy Cross*	20	2-6	.333	0-1	.000	0-1	.000	2	1	1	2	0	0	4	
Navy*	17	1-2	.500	0-0	—	1-2	.500	6	0	0	1	0	0	3	
Army*	22	0-3	.000	0-0	—	0-0	—	1	3	3	0	0	0	0	
Loyola*	13	0-2	.000	0-0	—	1-2	.500	4	1	0	0	0	0	1	
Boston U.*	13	1-2	.500	0-0	—	1-2	.500	1	1	1	0	0	0	3	
Lehigh*	10	1-3	.333	0-0	—	0-0	—	1	1	1	0	0	2	2	
American*	12	2-2	1.000	1-1	1.000	0-0	—	2	1	0	1	0	1	5	
Holy Cross^	15	4-7	.571	0-0	—	4-4	1.000	4	1	3	1	0	0	12	
Lafayette^	25	3-7	.429	1-2	.500	0-3	.000	2	2	0	0	0	0	7	
Temple+	10	0-4	.000	0-1	.000	0-0	—	3	2	1	0	0	0	0	

#20 • NANA FOULLAND • SENIOR • CENTER • 6-10 • 235 • READING, PA. • BERKS CATHOLIC

Has developed into one of the Patriot League's premier players and one of the nation's top returning senior centers ... rangy, hard-working low-post player who has been Bucknell's starting center in each of his first three collegiate seasons ... brings excellent offensive skills ... likes to score with a soft jump hook with either hand ... has the length and timing to be a very good shot-blocker ... has become a dramatically improved defender ... traveled to Spain in the summer of 2016 for a basketball tour with Global Sports Academy ... 40th member of Bucknell's 1,000-point club (21st to do it in 3rd varsity season) ... ranks 17th on Bucknell's career scoring list with 1,237 points ... 151 career blocked shots rank 4th in Bucknell history (1 of 5 players with 100 career blocks) ... ranks 12th on career rebounding chart with 666 ... career FG% of .576 ranks 3rd in Bucknell history ... 1 of 9 players in school history with 1,200+ points and 600+ rebounds.

**2017-18**

Team co-captain ... Patriot League Preseason Player of the Year ... named to Karl Malone Power Forward of the Year watch list ... named to Lute Olson National Player of the Year Award watch list ... 22 pts., 9 reb. in exhibition game vs. Towson ... opened season with 15 pts. (6-10 FG) at Monmouth.

2016-17

Team co-captain ... 2017 Patriot League Player of the Year and Defensive Player of the Year ... also a First Team All-Patriot League and Academic All-Patriot League selection ... second player in league history to sweep PL Player of the Year and Defensive Player of the Year honors (other was Bucknell's Mike Muscala) ... Associated Press Honorable Mention All-American ... named to NABC All-District 13 First Team ... Preseason All-Patriot League selection and backed it up with a huge junior year ... averaged 15.0 ppg, 7.8 rpg, 2.1 bpg in 34 games (missed one due to injury) ... shot 63.0 FG%, 3rd-best in school history, and 56.1 FT% ... led the PL and ranked 36th nationally in blocked shots ... 8th nationally in FG% ... also 2nd in PL in rebounding and 4th in scoring ... became 11th Bison to record 200 made FGs in a season (203) ... 72 blocks were 4th-most in school history ... limited to 22 min. due to foul trouble on opening night vs. Manhattan, but still had 8 pts. (3-4 FG), 6 reb. ... had 10 pts. (5-9 FG), 8 reb. at Wake Forest despite foul trouble once again (23 min.) ... had a huge game in a home win over Robert Morris with a career-high 23 pts. (10-14 FG, 3-5 FT), 10 reb., 5 blk., 3 stl. ... hit 7-8 FG and scored a game-high 16 pts. at Butler ... keyed the win at Vanderbilt with a double-double (15 pts., 12 reb.) ... hit two critical FTs with 0:32 left and Bucknell leading by 1 ... made it two straight double-doubles with 14 pts. (7-10 FG), 11 reb. in win over Norfolk State in Las Vegas ... one day later went 9-10 FG and tallied 18 pts. in a win over Northern Colorado ... named to All-Tournament Team at Continental Tire Las Vegas Classic ... following Bucknell's 3-0 week, was named Patriot League Player of the Week and Bison Athlete of the Week (11/28) ... set career high with 8 made FTs (8-10) and had 14 pts., 7 reb., 3 stl. in win over Richmond ... 12 pts. (3-9 FG, 6-8 FT), 5 reb., 3 asst., 4 blk. at La Salle ... dominant performance in win at Fairfield with 23 pts. (11-15 FG), 11 reb., 3 stl., 2 blk. ... set career highs in FGM and FGA ... was named Bison Athlete of the Week (12/12) after the Fairfield game ... in home win over Mount St. Mary's logged 14 pts., 9 reb., 5 blk. ... hit 8-8 FT and finished with 12 pts., 12 reb. in win at Navy ... hit 8-12 FG and logged 20 pts., 12 reb. in home win over Army ... earned 2nd PL Player of the Week honor after Navy/Army wins ... battled foul trouble at American but finished with 11 pts. (5-6 FG), 5 reb. in 22 min. at American ... scored a team-high 17 pts. on 7-9 FG with 8 reb. in win at Holy Cross ... big game in home loss to Lehigh with 20 pts. (7-9 FG, 6-8 FT), 7 reb. ... tallied 13 pts., 12 reb. in win at Colgate ... scored 1,000th career pt. late in 1st half in home win over Loyola ... dominant performance in home win over Boston U., with 23 pts. (11-15 FG), 6 reb., 4 blk. ... started that game 1-4 FG, then finished 10-11 with a run of 8 straight makes ... 8-10 FG and 19 pts. at West Point, making him 16-22 FG in 2G vs. Army ... big game at Lehigh with 16 pts., 13 reb., 3 asst., 3 blk., 0 TO. ... 14 pts., 12 reb. in home win over Colgate ... 17 pts. on career-high 16 FGA at Loyola, but had 60-game streak of not fouling out snapped ... had one of best games of career in title-clinching win at Boston U. ... logged 20 pts. (9-13 FG), 6 reb., 4 asst. (career high), 6 blk. (tied career high) ... sat out regular-season finale vs. Navy with an eye injury, ending his streak of 95 straight games played ... huge game in PL Quarterfinal win over Army, with 13 pts., 13 reb., 6 blk., 3 stl. ... battled foul trouble in PL Semis, but finished with 18 pts. (5-6 FG, 8-10 FT), 5 reb., 2 blk. ... knockout pass led to Kimbal Mackenzie's critical 3FG in final minute ... terrific performance in PL final win over Lehigh, with 17 pts. (8-12 FG), 3 blk. ... named to PL All-Tournament Team ... was magnificent vs. West Virginia in NCAA Tournament with 18 pts. (7-10 FG, 4-6 FT), 7 reb., 3 blk.

2015-16

Started all but one game (Senior Day) at center ... earned Second Team All-Patriot League and Patriot League All-Academic Team honors ... Bucknell's No. 2 scorer at 11.8 ppg and team leader in rebounding (6.9) and blocked shots (1.4) ... shot 53.6 FG% and 49.7 FT% ... ranked 5th in PL in rebounding, 4th in FG%, 3rd in blocked shots, 20th in scoring ... dominated Shenandoah in the season opener with 20 pts. (9-11 FG), 8 reb. in 23 min. ... tallied 11 pts., 9 reb., 3 blk. vs. Wake Forest. ... had 9 pts. (4-6 FG), 10 reb., 3 asst. in win at Robert Morris ... scored 7 of his 13 pts. in OT vs. Siena ... led team with 13 pts. (5-7 FG, 3-4 FT) vs. Columbia ... big game at N.C. State with 18 pts. (8-11 FG), 2 blk. ... had 12 pts., 6 reb., career-high 3 stl. at Mount St. Mary's ... set career high with 7 made FTs (7-10) and had 15 pts., 8 reb. vs. Fairfield ... grabbed a

FOULLAND'S CAREER HIGHS

Points:	23	three times
Rebounds:	13	three times
Assists:	4	at Boston University 2/19/2017
Steals:	4	vs. Holy Cross 1/9/2016
Blocks:	6	three times
FG Made:	11	twice
FG Attempted:	16	at Loyola 2/15/2017
3-pt FG Made:	0	
3-pt FG Attempted:	0	
FT Made:	8	twice
FT Attempted:	12	at Loyola 1/20/2016

FOULLAND'S SEASON HIGHS

Points:	15	at Monmouth	11/10/2017
Rebounds:	4	at Monmouth	11/10/2017
Assists:	2	at Monmouth	11/10/2017
Steals:	0		
Blocks:	0		
FG Made:	6	at Monmouth	11/10/2017
FG Attempted:	10	at Monmouth	11/10/2017
3-pt FG Made:	0		
3-pt FG Attempted:	0		
FT Made:	3	at Monmouth	11/10/2017
FT Attempted:	6	at Monmouth	11/10/2017

FOULLAND'S CAREER STATISTICS

Year	G	GS	Min.	Avg.	FGM	FGA	Pct.	3FGM	3FGA	Pct.	FTM	FTA	Pct.	OR	DR	Reb.	RPG	PF	DQ	A	TO	BK	ST	Pts.	PPG
2014-15	34	34	829	24.4	141	257	.549	0	0	.000	64	115	.557	73	112	185	5.4	89	1	23	48	37	15	346	10.2
2015-16	31	30	818	26.4	142	265	.536	0	0	.000	81	163	.497	70	143	213	6.9	81	0	24	65	42	16	365	11.8
2016-17	34	34	938	27.6	203	322	.630	0	0	.000	105	187	.561	77	187	264	7.8	95	1	41	71	72	26	511	15.0
2017-18	1	1	31	31.0	6	10	.600	0	0	.000	3	6	.500	2	2	4	4.0	3	0	2	1	0	0	15	15.0
TOTAL	100	99	2616	26.2	492	854	.576	0	0	.000	253	471	.537	222	444	666	6.7	268	2	90	185	151	57	1237	12.4

NANA FOULLAND (Continued)

career-high 12 reb. in win at Army ... led team with 18 pts. (7-12 FG) in home win over American ... had 12 pts., 5 reb., career-high 4 stl. in home win over Holy Cross ... hit 5-7 FG and scored 12 pts. in win at Lehigh ... led team with 15 pts. (5-9 FG, 5-12 FT), 3 blk. in win at Loyola ... 12 FTA were a career high ... had a huge night in home win vs. Army with 19 pts. (9-10 FG), 9 reb., 3 blk., 2 asst. ... set career high with 13 reb. at American ... one game later set career scoring high with 22 pts. (9-14 FG, 4-6 FT) in win at Holy Cross ... had a double-double vs. Lehigh with 13 pts., 10 reb. ... did not start for first time in career on Senior Day vs. Boston U., conceding his starting spot to Matt Banas ... still had 10 pts., 8 reb., 2 blk. off bench ... had 9 pts., 8 reb., season-high 5 blk. in win at Lafayette ... recorded a double-double with 10 pts., 10 reb. in PL Tournament loss to Holy Cross ... 10 pts., 7 reb. in NIT game at Monmouth.

2014-15

Patriot League All-Rookie Team selection ... became first freshman to start on opening night since Joe Willman vs. Mercer in 2009-10, and he would go on to start all 34 games at center ... Bucknell's No. 2 scorer (10.2 ppg) and top rebounder (5.4 rpg) and shot-blocker (1.1 bpg) ... also led the team in FG% (.549) ... scored in double figures 20 times ... averaged 11.9 ppg and 5.9 rpg while shooting 56.7 FG% in PL play ... 25 of his 37 blocks came in league play ... debuted with 2 pts., 5 reb. in win over Marist on opening night ... made 4-5 FG and had 9 pts., 7 reb. at Michigan ... tallied 6 pts. (3-5 FG), 8 reb. at Villanova ... scored all 14 of his pts. in 2nd half vs. Penn State ... scored 13 of team's 1st 15 pts. of half ... reached double figures again in the next game at Fairfield, recording 12 pts. (4-8 FG, 4-6 FT) along with 4 reb., 2 asst., 2 stl., 1 blk. ... strong game in win over Albany with 12 pts. (5-7 FG), 5 reb., 3 blk. ... had 3 dunks and logged 13 pts (6-10 FG), 9 reb., 2 asst., 2 blk. vs. Case Western ... hit 7-11 FG and scored 17 pts. at Colgate ... tallied 5 pts., 8 reb., 6 blk. in home win over Lafayette ... 6 blk. were most by a Bison freshman since Mike Muscala ... played season-high 35 min. at Holy Cross and logged 12 pts. (5-7 FG), 2 blk. ... big game in home win vs. Navy with 12 pts., 7 reb., 4 blk. ... equaled season highs with 17 pts. (7-12 FG), 9 reb. (5 OR) in home win over Army ... grabbed season-high 10 reb. (7 OR) in home win over Lehigh ... scored 16 pts. in win at Army, including two key late shot-clock baskets in the final 4 min. ... had 15 pts. (7-11 FG), 6 reb., 4 blk. in home win over Loyola ... scored 17 pts. (6-9 FG, 5-8 FT) in home win over Boston U. ... 16 pts. (7-11 FG) in PL Tourney win over Holy Cross ... hit 7-11 FG and had 14 pts., 10 reb. for first career double-double in NIT game at Temple ... named PL Rookie of Week on Jan. 5, Jan. 19, Feb. 16 and Feb. 23.

HIGH SCHOOL/PERSONAL

Full name is Nana F. Foulland ... born Oct. 21, 1995 in New York City ... son of Constance Quarshie ... 2014 graduate of Berks Catholic High School ... two-year captain in basketball ... did not start until his junior year, but became a two-time all-state selection (first team in 2014, second team in 2013) and 1,000-point scorer ... averaged 20.4 points, 9.6 rebounds and 2.5 blocks per game as a senior and 14/8/2.5 as a junior ... two-time conference player of the year ... two-time all-district choice ... helped lead team to four sectional championships, three District 3-AAA championships and Berks Conference titles ... led his Philadelphia-area AAU team, Team Final, to the semifinals at the AAU Nationals in Orlando and the Peach Jam in South Carolina ... double major in history and education ... member of 2015, 2016 and 2017 Patriot League Academic Honor Roll ... named to 5-man Academic All-Patriot League Team in 2017.

NANA FOULLAND CAREER GAME-BY-GAME

FOULLAND'S 2017-18 GAME-BY-GAME STATISTICS

Opponent	Min.	FG-A	Pct.	3FG-A	Pct.	FT-A	Pct.	RB	PF	A	TO	B	S	PTS
Monmouth	31	6-10	.600	0-0	—	3-6	.500	4	3	2	1	0	0	15
Arkansas														
UNC														
Maryland														
Siena														
Ball State														
Stony Brook														
St. Joseph's														
Vermont														
Northeastern														
VCU														
Richmond														
La Salle														
American*														
Boston U.*														
Army*														
Lafayette*														
Lehigh*														
Colgate*														
Loyola*														
Holy Cross*														
Navy*														
Boston U.*														
Army*														
Lafayette*														
Lehigh*														
Colgate*														
Loyola*														
Holy Cross*														
Navy*														
American*														

* Patriot League game ^ Patriot League Tournament Games started in **bold**

FOULLAND'S 2016-17 GAME-BY-GAME STATISTICS

Opponent	Min.	FG-A	Pct.	3FG-A	Pct.	FT-A	Pct.	RB	PF	A	TO	B	S	PTS
Manhattan	22	3-4	.750	0-0	—	2-8	.250	6	4	0	3	0	1	8
Wake Forest	23	5-9	.556	0-0	—	0-1	.000	8	3	0	2	2	1	10
Robert Morris	30	10-14	.714	0-0	—	3-5	.600	10	2	2	3	5	3	23
Butler	30	7-8	.875	0-0	—	2-3	.667	5	2	0	2	1	0	16
Vanderbilt	29	6-11	.545	0-0	—	3-5	.600	12	2	2	1	2	0	15
Norfolk State	28	7-10	.700	0-0	—	0-5	.000	11	2	1	2	2	3	14
No. Colorado	24	9-10	.900	0-0	—	0-1	.000	4	2	1	2	1	0	18
Richmond	24	3-7	.429	0-0	—	8-10	.800	7	4	2	3	2	3	14
La Salle	30	3-9	.333	0-0	—	6-8	.750	5	2	3	2	4	0	12
Fairfield	31	11-15	.733	0-0	—	1-4	.250	11	1	0	0	2	3	23
Siena	33	4-10	.400	0-0	—	3-5	.600	11	4	1	2	2	0	11
Mt. St. Mary's	31	6-12	.500	0-0	—	2-7	.286	9	2	2	3	5	1	14
Princeton	29	2-4	.500	0-0	—	6-9	.667	5	4	3	1	1	0	10
Navy*	31	3-7	.429	0-0	—	6-8	.750	12	0	1	4	1	1	12
Army*	29	8-12	.750	0-0	—	4-7	.571	12	4	2	1	2	0	20
American*	22	5-6	.833	0-0	—	1-5	.200	5	2	1	2	2	0	11
Holy Cross*	27	7-9	.778	0-0	—	3-6	.500	8	4	0	4	1	0	17
Lehigh*	30	7-9	.778	0-0	—	6-8	.750	7	4	0	2	0	1	20
Colgate*	29	5-9	.556	0-0	—	3-5	.600	12	1	1	3	2	1	13
Loyola*	25	3-6	.500	0-0	—	5-7	.714	8	3	0	2	2	0	11
Boston U.*	32	11-15	.733	0-0	—	1-4	.250	6	3	1	1	4	0	23
Lafayette*	21	3-5	.600	0-0	—	2-4	.500	4	3	2	5	0	0	8
Army*	26	8-10	.800	0-0	—	3-4	.750	7	2	1	1	1	0	19
American*	28	7-10	.700	0-0	—	2-7	.286	3	4	1	0	2	1	16
Holy Cross*	28	2-7	.286	0-0	—	3-7	.429	8	2	2	5	0	0	7
Lehigh*	33	6-11	.545	0-0	—	4-4	1.000	13	3	3	0	3	0	16
Colgate*	26	5-10	.500	0-0	—	4-4	1.000	12	4	0	2	2	1	14
Loyola*	28	8-16	.500	0-0	—	1-4	.250	6	5	1	1	0	0	17
Boston U.*	28	9-13	.692	0-0	—	2-5	.400	6	2	4	4	6	0	20
Lafayette*	16	5-7	.714	0-0	—	3-4	.750	3	3	0	0	1	1	13
Navy*														
Army^	29	5-9	.556	0-0	—	3-6	.500	13	1	1	1	6	3	13
Navy^	24	5-6	.833	0-0	—	8-10	.800	5	4	1	4	2	1	18
Lehigh^	32	8-12	.667	0-0	—	1-1	1.000	3	3	1	1	3	1	17
West Virginia+	30	7-10	.700	0-0	—	4-6	.667	7	4	1	2	3	0	18

* Patriot League game ^ Patriot League Tourn. + NCAA Tourn. Games started in **bold**

FOULLAND'S 2015-16 GAME-BY-GAME STATISTICS

Opponent	Min.	FG-A	Pct.	3FG-A	Pct.	FT-A	Pct.	RB	PF	A	TO	B	S	PTS
Shenandoah	23	9-11	.818	0-0	—	2-4	.500	8	2	1	0	1	0	20
Wake Forest	32	3-13	.231	0-0	—	5-9	.556	9	3	1	2	3	0	11
Robert Morris	30	4-6	.667	0-0	—	1-4	.250	10	2	3	3	1	0	9
Manhattan	31	3-8	.375	0-0	—	5-7	.714	8	2	0	4	1	0	11
Siena	34	6-10	.600	0-0	—	1-1	1.000	3	4	0	2	1	0	13
Penn State	27	2-9	.222	0-0	—	4-7	.571	9	2	0	0	0	0	8
Columbia	30	5-7	.714	0-0	—	3-4	.750	5	2	0	1	1	0	13
NC State	30	8-11	.727	0-0	—	2-3	.667	2	2	1	1	2	1	18
Mt. St. Mary's	30	6-12	.500	0-0	—	0-3	.000	6	3	2	1	0	3	12
Princeton	21	4-7	.571	0-0	—	0-1	.000	5	3	2	3	2	0	8
Fairfield	31	4-7	.571	0-0	—	7-10	.700	8	3	2	4	0	0	15
Navy*	20	4-7	.571	0-0	—	0-2	.000	9	4	1	1	0	0	8
Army*	29	3-10	.300	0-0	—	1-2	.500	12	2	1	3	2	0	7
American*	23	7-12	.583	0-0	—	4-9	.444	5	2	0	2	0	0	18
Holy Cross*	27	4-8	.500	0-0	—	4-6	.667	5	0	2	1	0	4	12
Lehigh*	19	5-7	.714	0-0	—	2-2	1.000	3	3	0	1	1	0	12
Colgate*	25	2-9	.222	0-0	—	3-4	.750	8	2	1	2	3	0	7
Loyola*	28	5-9	.556	0-0	—	5-12	.417	2	2	0	0	3	1	15
Boston U.*	20	3-6	.500	0-0	—	4-11	.364	3	4	0	2	1	1	10
Lafayette*	13	3-5	.600	0-0	—	0-2	.000	5	4	0	6	0	0	6
Army*	23	9-10	.900	0-0	—	1-4	.250	9	2	2	3	3	0	19
American*	31	4-8	.500	0-0	—	3-7	.429	13	4	0	5	1	2	11
Holy Cross*	25	9-14	.643	0-0	—	4-6	.667	4	1	2	2	0	1	22
Lehigh*	26	5-11	.455	0-0	—	3-5	.600	10	2	0	2	3	0	13
Colgate*	17	2-3	.667	0-0	—	1-4	.250	5	2	0	1	1	0	5
Loyola*	25	4-6	.667	0-0	—	3-6	.500	7	1	1	3	2	2	11
Boston U.*	25	4-10	.400	0-0	—	2-6	.333	8	4	1	2	2	0	10
Lafayette*	33	4-6	.667	0-0	—	1-4	.250	8	4	0	3	5	0	9
Navy*	28	4-10	.400	0-0	—	4-7	.571	7	4	1	1	1	0	12
Holy Cross^	41	3-7	.429	0-0	—	4-7	.571	10	2	0	4	2	0	10
Monmouth+	21	4-6	.667	0-0	—	2-4	.500	7	4	0	0	0	1	10


* Patriot League game ^ Patriot League Tournament + NIT Games started in **bold**

FOULLAND'S 2014-15 GAME-BY-GAME STATISTICS

Opponent	Min.	FG-A	Pct.	3FG-A	Pct.	FT-A	Pct.	RB	PF	A	TO	B	S	PTS
Marist	20	1-6	.167	0-0	—	0-2	.000	5	0	0	1	0	0	2
Michigan	25	4-5	.800	0-0	—	1-2	.500	7	1	0	1	1	0	9
Villanova	15	3-5	.600	0-0	—	0-0	—	8	3	0	0	1	1	6
Mt. St. Mary's	19	2-3	.667	0-0	—	1-3	.333	3	2	0	0	0	1	5
Toledo	16	1-6	.167	0-0	—	0-2	.000	2	1	0	1	0	1	2
UMES	21	2-6	.333	0-0	—	0-0	—	3	4	0	3	1	1	4
Penn State	26	5-7	.714	0-0	—	4-8	.500	2	2	0	0	2	1	14
Fairfield	30	4-8	.500	0-0	—	4-6	.667	4	3	2	2	1	2	12
Columbia	19	3-7	.429	0-0	—	0-0	—	4	3	1	2	0	0	6
Albany	25	5-7	.714	0-0	—	2-6	.333	5	4	0	1	3	1	12
Case Western	20	6-10	.600	0-0	—	1-4	.250	9	3	2	0	2	1	13
Wake Forest	15	0-3	.000	0-0	—	0-0	—	4	3	0	2	0	0	0
Siena	21	3-6	.500	0-0	—	4-4	1.000	5	2	0	1	1	0	10
American*	19	4-6	.667	0-0	—	1-2	.500	5	4	0	2	1	1	9
Colgate*	30	7-11	.636	0-0	—	3-4	.750	5	2	1	0	0	0	17
Lafayette*	19	2-7	.286	0-0	—	1-2	.500	8	4	0	3	6	0	5
Holy Cross*	35	5-7	.714	0-0	—	2-2	1.000	2	3	1	2	2	0	12
Navy*	29	5-12	.417	0-0	—	2-3	.667	7	0	1	1	4	0	12
Army*	28	7-12	.583	0-0	—	3-6	.500	9	2	3	1	2	0	17
Loyola*	28	4-6	.667	0-0	—	2-4	.500	7	4	2	3	0	0	10
Boston U.*	28	4-8	.500	0-0	—	0-0	—	7	2	1	0	1	1	8
Lehigh*	30	2-4	.500	0-0	—	2-4	.500	10	2	2	2	0	0	6
Colgate*	29	5-8	.625	0-0	—	4-4	1.000	6	0	0	1	1	1	14
Lafayette*	31	5-8	.625	0-0	—	2-3	.667	3	4	2	2	1	1	12
Holy Cross*	24	2-2	1.000	0-0	—	4-10	.400	3	4	0	2	0	0	8
Navy*	23	4-8	.500	0-0	—	2-2	1.000	6	3	0	2	0	1	10
Army*	23	6-10	.600	0-0	—	4-5	.800	6	1	1	2	1	0	16
Loyola*	23	7-11	.636	0-0	—	1-3	.333	6	3	1	3	4	0	15
Boston U.*	22	6-9	.667	0-0	—	5-8	.625	4	4	0	2	1	0	17
Lehigh*	23	6-10	.600	0-0	—	3-5	.600	4	2	0	2	1	0	15
American*	28	4-11	.364	0-0	—	4-4	1.000	7	3	1	1	0	0	12
Holy Cross^	29	7-11	.636	0-0	—	2-4	.500	3	5	1	1	0	1	16
Lafayette^	28	3-6	.500	0-0	—	0-0	—	5	3	0	1	0	0	6
Temple*	29	7-11	.636	0-0	—	0-3	.000	10	3	1	1	0	0	14

#15 • NATE JONES • JUNIOR • GUARD • 6-5 • 209 • RADFORD, VA. • RADFORD

Athletic wing with good size and speed who jumped into the Bison rotation as a freshman ... excellent shooter with range beyond the 3-point arc ... can also score off the drive ... has the potential to be a standout defender ... has a good feel for the game, as his father is the head coach at Radford and his grandfather played in the NBA.

**2017-18**

Started on opening night at Monmouth and hit a 3FG for the team's first bucket of the season.

2016-17

Played in 26 games with 13 starts ... averaged 3.3 ppg, 2.0 rpg ... shot 41.5 FG%, 39.1 3FG% (18-46) and 61.9 FT% ... moved into the starting lineup at the "3" spot to start the year ... missed 9G with a foot injury and then came off the bench for the remainder of the season ... went 7-12 3FG after returning from injury ... had 5 pts., 4 asst., 3 stl. in season-opening win over Manhattan ... strong game vs. Northern Colorado with 4 reb., 3 asst. ... grabbed pair of big offensive reb. in 2nd half, both leading to baskets in a close game ... scored career-high 15 pts. — all in 1st half — at La Salle ... made 1st 4 3FGs and finished 5-7 FG, 4-6 3FG ... made both of his 3FG attempts and had 6 pts., 5 reb. in win over Mount St. Mary's ... injured his left foot late in the Princeton game and missed the next 9G ... returned to action at West Point and made a 3FG on his first shot ... 5 pts., career-high 6 reb. in home win over Lafayette ... hit a 3FG and also had 2 asst. and a stl. in NCAA Tournament game vs. West Virginia.

2015-16

Regular member of the guard rotation coming off the bench ... played in 28 games with one start ... missed three games due to injury ... averaged 2.8 ppg, 1.4 rpg ... shot 43.1 FG%, 37.5 3FG%, 60.0 FT% ... started career 7-10 from 3FG in 1st 4G ... played 20 min. on opening night and debuted with 6 pts., 3 reb. ... went 2-2 FG, both from 3-pt. range ... tallied 5 pts. in 10 min. vs. Wake Forest ... hit 2-3 FG (all from 3FG range) and scored 6 pts. in win at Robert Morris ... scored career-high 9 pts. (2-4 FG, 2-3 3FG, 3-4 FT) with 3 reb. in win at Manhattan ... missed the Princeton, Fairfield and Navy (home) games with an injury ... solid game in home win over Holy Cross with 6 pts., 5 reb., 4 asst. ... scored 8 pts. (3-4 FG, 2-3 3FG) in 13 min. off bench vs. Colgate ... made 1st career start at Boston University ... scored season-high 10 pts. (3-6 FG, 1-3 3FG, 3-4 FT) in road game at Colgate ... converted a 4-pt. play vs. Loyola ... made a big contribution in title-clinching win at Navy with 8 pts. (3-4 FG, 2-3 3FG), 2 asst., in 12 min.

HIGH SCHOOL/PERSONAL

Full name is Nathaniel William Jones ... born Feb. 22, 1997 in Washington, D.C. ... son of Mike and Sharon Jones ... has a younger brother, Miles ... father played basketball at Howard University and is in his sixth season as head coach at Radford ... he was previously an assistant at VCU and helped lead the Rams to the Final Four in 2011 ... grandfather, Jimmy Jones, had a 10-year professional career in the ABA and with the NBA's Washington Bullets ... Nate was a four-year letterman at Radford High School, where he graduated with honors with a 4.0 GPA ... finished his basketball career with 1,487 career points ... averaged 20.8 points and 7.8 rebounds as a senior for a team that finished 23-3 ... was a two-time Conference 45 Player of the Year ... twice named all-state, all-region and all-conference ... averaged 17.3 points and 5.6 rebounds as a junior, when he led his team to a 26-3 record and berth in the state championship game ... named VaPreps Group 1A State Player of the Year as a junior and first team all-state as a senior ... shot over 40% from the 3-point arc in each of his final two seasons ... scored 15 points in the Virginia High School Coaches' Association All-Star Game ... was a second team all-district selection as a sophomore, when Radford captured the state championship ... majoring in history ... made Patriot League Academic Honor Roll in 2016 and 2017.

JONES' CAREER HIGHS

Points:	15	at La Salle	12/3/2016
Rebounds:	6	vs. Lafayette	2/22/2017
Assists:	4	twice	
Steals:	3	vs. Manhattan	11/11/2016
Blocks:	1	twice	
FG Made:	5	at La Salle	12/3/2016
FG Attempted:	7	at La Salle	12/3/2016
3-pt FG Made:	4	at La Salle	12/3/2016
3-pt FG Attempted:	6	at La Salle	12/3/2016
FT Made:	3	five times	
FT Attempted:	5	vs. Holy Cross	1/9/2016

JONES' SEASON HIGHS

Points:	3	at Monmouth	11/10/2017
Rebounds:	0		
Assists:	0		
Steals:	0		
Blocks:	0		
FG Made:	1	at Monmouth	11/10/2017
FG Attempted:	2	at Monmouth	11/10/2017
3-pt FG Made:	1	at Monmouth	11/10/2017
3-pt FG Attempted:	1	at Monmouth	11/10/2017
FT Made:	0		
FT Attempted:	0		

JONES' CAREER STATISTICS

Year	G	GS	Min.	Avg.	FGM	FGA	Pct.	3FGM	3FGA	Pct.	FTM	FTA	Pct.	OR	DR	Reb.	RPG	PF	DQ	A	TO	BK	ST	Pts.	PPG
2015-16	28	1	325	11.6	25	58	.431	15	40	.375	12	20	.600	4	34	38	1.4	35	1	20	13	1	6	77	2.8
2016-17	26	13	432	16.6	27	65	.415	18	46	.391	13	21	.619	15	36	51	2.0	29	0	20	21	1	13	85	3.3
2017-18	1	1	9	9.0	1	2	.500	1	1	1.000	0	0	.000	0	0	0	0.0	2	0	0	0	0	0	3	3.0
TOTAL	55	15	766	13.9	53	125	.424	34	87	.391	25	41	.610	19	70	89	1.6	66	1	40	34	2	19	165	3.0

NATE JONES CAREER GAME-BY-GAME

JONES' 2017-18 GAME-BY-GAME STATISTICS

Opponent	Min.	FG-A	Pct.	3FG-A	Pct.	FT-A	Pct.	RB	PF	A	TO	B	S	PTS
Monmouth	9	1-2	.500	1-1	1.000	0-0	—	0	2	0	0	0	0	3
Arkansas														
UNC														
Maryland														
Siena														
Ball State														
Stony Brook														
St. Joseph's														
Vermont														
Northeastern														
VCU														
Richmond														
La Salle														
American*														
Boston U.*														
Army*														
Lafayette*														
Lehigh*														
Colgate*														
Loyola*														
Holy Cross*														
Navy*														
Boston U.*														
Army*														
Lafayette*														
Lehigh*														
Colgate*														
Loyola*														
Holy Cross*														
Navy*														
American*														

* Patriot League game ^ Patriot League Tournament Games started in **bold**

JONES' 2016-17 GAME-BY-GAME STATISTICS

Opponent	Min.	FG-A	Pct.	3FG-A	Pct.	FT-A	Pct.	RB	PF	A	TO	B	S	PTS
Manhattan	31	2-5	.400	1-4	.250	0-0	—	1	1	4	1	0	3	5
Wake Forest	29	3-6	.500	1-3	.333	1-1	1.000	1	0	2	2	0	0	8
Robert Morris	31	2-6	.333	0-3	.000	3-3	1.000	0	1	1	1	0	0	7
Butler	22	1-2	.500	1-2	.500	1-1	1.000	2	2	0	1	0	0	4
Vanderbilt	25	1-4	.250	1-4	.250	0-0	—	4	1	0	2	0	0	3
Norfolk State	13	0-2	.000	0-2	.000	0-0	—	1	0	1	1	0	1	0
No. Colorado	26	0-1	.000	0-1	.000	0-0	—	4	1	3	1	0	1	0
Richmond	23	0-2	.000	0-1	.000	0-1	.000	1	0	1	1	0	1	0
La Salle	32	5-7	.714	4-6	.667	1-2	.500	4	1	0	1	0	1	15
Fairfield	14	2-3	.667	0-1	.000	3-3	1.000	1	4	1	1	0	1	7
Siena	24	0-4	.000	0-2	.000	1-2	.500	4	2	0	0	0	0	1
Mt. St. Mary's	20	2-3	.667	2-2	1.000	0-0	—	5	3	0	1	0	1	6
Princeton	26	1-4	.250	1-3	.333	0-0	—	4	2	1	1	0	2	3
Navy*														
Army*														
American*														
Holy Cross*														
Lehigh*														
Colgate*														
Loyola*														
Boston U.*														
Lafayette*														
Army*	4	1-1	1.000	1-1	1.000	0-0	—	3	0	0	0	0	0	3
American*	5	0-0	—	0-0	—	0-0	—	0	0	0	0	0	0	0
Holy Cross*	4	0-0	—	0-0	—	0-0	—	0	1	0	0	1	0	0
Lehigh*	10	1-1	1.000	1-1	1.000	0-0	—	0	0	0	0	0	0	3
Colgate*	8	0-1	.000	0-1	.000	1-2	.500	1	2	0	0	0	0	1
Loyola*	11	1-1	1.000	1-1	1.000	0-2	.000	2	1	0	1	0	0	3
Boston U.*	5	1-1	1.000	1-1	1.000	0-0	—	0	0	0	0	0	1	3
Lafayette*	18	2-4	.500	1-2	.500	0-0	—	6	0	1	1	0	0	5
Navy*	19	1-1	1.000	1-1	1.000	2-4	.500	5	3	2	3	0	0	5
Army^	6	0-2	.000	0-1	.000	0-0	—	1	0	1	1	0	0	0
Navy^	4	0-0	—	0-0	—	0-0	—	1	1	0	0	0	0	0
Lehigh^	4	0-0	—	0-0	—	0-0	—	0	0	0	0	0	0	0
West Virginia+	18	1-4	.250	1-3	.333	0-0	—	0	3	2	1	0	1	3

* Patriot League game ^ Patriot League Tourn. + NCAA Tourn. Games started in **bold**


JONES' 2015-16 GAME-BY-GAME STATISTICS

Opponent	Min.	FG-A	Pct.	3FG-A	Pct.	FT-A	Pct.	RB	PF	A	TO	B	S	PTS
Shenandoah	20	2-2	1.000	2-2	1.000	0-0	—	3	0	0	2	0	1	6
Wake Forest	10	2-3	.667	1-2	.500	0-0	—	1	2	0	0	0	1	5
Robert Morris	12	2-3	.667	2-3	.667	0-0	—	2	2	0	1	0	0	6
Manhattan	19	2-4	.500	2-3	.667	3-4	.750	3	3	1	0	0	0	9
Siena	12	1-2	.500	0-1	.000	1-2	.500	3	1	2	1	0	0	3
Penn State	10	0-1	.000	0-1	.000	0-0	—	0	0	0	0	0	0	0
Columbia	11	0-3	.000	0-3	.000	0-0	—	1	0	0	0	1	0	0
NC State	15	0-2	.000	0-2	.000	0-0	—	2	2	0	0	0	1	0
Mt. St. Mary's	14	1-3	.333	0-1	.000	0-0	—	4	1	2	0	0	0	2
Princeton														
Fairfield														
Navy*														
Army*	16	0-0	—	0-0	—	0-0	—	0	1	1	1	0	0	0
American*	17	1-2	.500	1-2	.500	0-0	—	4	1	0	0	0	0	3
Holy Cross*	19	1-4	.250	1-2	.500	3-5	.600	5	3	4	2	0	1	6
Lehigh*	9	0-1	.000	0-1	.000	0-0	—	0	1	2	1	0	0	0
Colgate*	13	3-4	.750	2-3	.667	0-0	—	1	1	0	2	0	0	8
Loyola*	7	1-2	.500	0-1	.000	0-0	—	0	2	0	0	0	2	2
Boston U.*	11	0-3	.000	0-2	.000	1-2	.500	1	2	1	0	0	0	1
Lafayette*	3	0-1	.000	0-1	.000	0-0	—	0	0	0	0	0	0	0
Army*	16	1-2	.500	0-1	.000	0-0	—	0	2	1	1	0	0	2
American*	5	0-0	—	0-0	—	0-0	—	1	0	0	0	0	0	0
Holy Cross*	7	0-0	—	0-0	—	0-0	—	0	1	1	0	0	0	0
Lehigh*	4	0-0	—	0-0	—	0-0	—	0	0	0	0	0	0	0
Colgate*	17	3-6	.500	1-3	.333	3-4	.750	1	5	1	1	0	0	10
Loyola*	16	1-2	.500	1-1	1.000	1-1	1.000	1	0	2	0	0	0	4
Boston U.*	11	0-2	.000	0-1	.000	0-2	.000	2	1	0	0	0	0	0
Lafayette*	10	1-2	.500	0-1	.000	0-0	—	1	0	0	1	0	0	2
Navy*	12	3-4	.750	2-3	.667	0-0	—	1	1	2	0	0	0	8
Holy Cross^	2	0-0	—	0-0	—	0-0	—	0	1	0	0	0	0	0
Monmouth+	7	0-0	—	0-0	—	0-0	—	1	2	0	0	0	0	0

* Patriot League game ^ Patriot League Tournament +NIT Games started in **bold**

#1 • KIMBAL MACKENZIE • JUNIOR • GUARD • 6-1 • 195 • OAKVILLE, ONTARIO • JOHN CARROLL (MD.)

Skilled guard who can play both the point and off the ball ... outstanding playmaker who can also create his own shot ... took over the starting 2-guard position as a sophomore and proved he could score at the college level ... good 3-point shooter ... not afraid to take a big shot with the game on the line ... one of his biggest strengths is his attitude and leadership ability.

**2016-17**

Third Team All-Patriot League and Patriot League All-Academic selection ... made giant strides from freshman to sophomore year and was one of the league's most improved players ... made big second-half shots all year, particularly in the postseason, where he earned Patriot League All-Tournament honors ... third on the team in scoring at 11.9 ppg ... also averaged 2.4 apg and 1.1 spg ... shot 46.4 FG%, 41.0 3FG% (64-156), 83.2 FT% ... ranked 2nd in PL in FT%, 5th in 3FG%, 11th in FG% ... FG% ranked No. 1 in PL among guards ... made 1st career start on opening night vs. Manhattan ... nice game at Wake Forest with 15 pts. (6-12 FG, 2-4 3FG), 4 stl. ... tallied 9 pts. in win at Vanderbilt, including 4 huge FTs in final 0:13, all coming with Bucknell nursing a 1-pt. lead ... scored 7 pts. in both wins in Las Vegas (Norfolk State, Northern Colorado) ... had no TOs in 58 min. in those two games ... played career-high 37 min. vs. Northern Colorado ... played the best game of his career to date in a home win over Richmond, scoring 25 pts. (9-15 FG, 4-7 3FG, 3-3 FT) ... scored 18 of his 25 pts. in 2nd half, including a big fadeaway jumper with 0:51 left that upped a 4-pt. lead to 6 ... tied for team lead with 16 pts. in home win over Mount St. Mary's ... scored 19 of his game-high 22 pts. in the 2nd half to help Bucknell rally from 13 down to win at Navy ... also had 5 stls. in that game, and hit the 2 clinching FTs with 0:07 left ... tallied 18 of his game-high 24 pts. in the 2nd half in another comeback win at American ... finished 11-11 FT, including 9-9 in last 4:24 ... named Bison Athlete of the Week on Jan. 9 after the American and Holy Cross (10 pts.) road wins ... had 14 pts., 3 asst. with 0 TOs in win at Colgate ... scored 10 of his 12 pts. in 2nd half in home win over Boston U. ... shared team scoring high honors with 14 pts. (3-5 3FG) in win at Lafayette ... terrific game in rout at West Point with 23 pts. (9-13 FG, 3-5 3FG, 2-2 FT) ... tied career highs with 7 asst., 4 3FGs and scored 17 pts. in home win over Holy Cross ... brilliant game in title-clinching win at Boston U., with 17 pts. (7-12 FG, 3-7 3FG), 4 asst., 0 TO ... closed regular season with terrific game in win over Navy with 18 pts. (6-8 FG, 2-2 3G, 4-6 FT), 7 asst. ... hit his final 3 3FGs in 2nd half to help seal PL Tourney win over Army ... in PL Semis vs. Navy was having a tough shooting night (1-6 FG, 0-5 3FG at the time) before hitting a critical 3FG with 0:39 left that upped a 1-pt. lead to 4 ... scored team-high 18 pts. (14 in 2nd half) and did not have a TO in 35 min. in PL title game win over Lehigh ... hit 3 3FGs in 2nd half, and had a critical 3-pt. play with 4:43 to play after Lehigh pulled within 9 ... was even better in the NCAA Tournament vs. West Virginia, scoring a game-high 23 pts. on 7-15 FG, 5-7 3FG, 4-4 FT.

2015-16

Regular member of the backcourt rotation, spelling Stephen Brown at the point and also playing some at the 2 spot ... played in all 31 games off the bench ... averaged 4.6 ppg, 1.2 rpg, 1.6 apg ... shot 40.0 FG%, 38.3 3FG%, 81.6 FT% ... four double-digit scoring games ... made quite a splash on opening night vs. Shenandoah with 17 pts. (7-9 FG, 3-4 3FG), 7 asst. ... made his only FG attempt (a 3FG) and had 5 pts., 3 asst. vs. Wake Forest ... 5 asst. off bench in win at Robert Morris ... 7 pts., 4 reb., 2 asst., 2 stl. in win at Manhattan ... led team with 13 pts. (4-6 FG, 3-4 3FG) in just 10 min. at Mount St. Mary's ... had 8 pts., 6 asst. and 0 TOs in 27 min. in home win over Navy ... scored 10 pts. in home win over Holy Cross ... snapped a string of 5 straight scoreless games with 8 pts. (3-4 FG, 2-3 3FG) in win at Holy Cross ... hit a halfcourt shot at the halftime buzzer at Colgate, part of an 8-pt. game ... tallied 13 pts. in 18 min. (5-7 FG, 3-5 3FG) in NIT game at Monmouth.

HIGH SCHOOL/PERSONAL

Full name is Kimbal Joseph Mackenzie ... born Sept. 16, 1996 in Oakville, Ontario ... parents are Kevin and Lorena Mackenzie ... has two older brothers, Tanner and Nolan ... began his high school career at Holy Trinity Catholic, where he captained both the football and basketball teams and was named the hoops team's MVP and Rookie of the Year ... prior to his 10th-grade year transferred to The John Carroll School in Bel Air, Md., where he would be named Baltimore Catholic League Player of the Year as a senior ... captained the team to the league title ... two time First Team All-BCL ... earned all-state and Baltimore Sun All-Metro honors ... needed only two years at John Carroll to score 1,000 points ... named tournament MVP of the Hoodie's House HS Hoops Classic ... in Canada played for the CIA Bounce AAU program that produced Andrew Wiggins, among other stars ... major is economics ... member of Patriot League Academic Honor Roll in 2016 and 2017.

MACKENZIE'S CAREER HIGHS

Points:	25	vs. Richmond	11/30/2016
Rebounds:	4	eight times	
Assists:	7	three times	
Steals:	5	at Navy	12/30/2016
Blocks:	1	five times	
FG Made:	9	twice	
FG Attempted:	15	vs. Richmond	11/30/2016
3-pt FG Made:	5	vs. West Virginia	3/16/17
3-pt FG Attempted:	9	vs. Holy Cross	2/6/2017
FT Made:	11	at American	1/5/2017
FT Attempted:	11	at American	1/5/2017

MACKENZIE'S SEASON HIGHS

Points:	0		
Rebounds:	3	at Monmouth	3/10/2017
Assists:	2	at Monmouth	3/10/2017
Steals:	0		
Blocks:	0		
FG Made:	0		
FG Attempted:	8	at Monmouth	3/10/2017
3-pt FG Made:	0		
3-pt FG Attempted:	6	at Monmouth	3/10/2017
FT Made:	0		
FT Attempted:	0		

MACKENZIE'S CAREER STATISTICS

Year	G	GS	Min.	Avg.	FGM	FGA	Pct.	3FGM	3FGA	Pct.	FTM	FTA	Pct.	OR	DR	Reb.	RPG	PF	DQ	A	TO	BK	ST	Pts.	PPG
2015-16	31	0	483	15.6	44	110	.400	23	60	.383	31	38	.816	3	33	36	1.2	62	2	51	41	3	15	142	4.6
2016-17	35	34	1051	30.0	136	293	.464	64	156	.410	79	95	.832	13	65	78	2.2	80	2	83	55	2	40	415	11.9
2017-18	1	1	30	30.0	0	8	.000	0	6	.000	0	0	.000	1	2	3	3.0	4	0	2	0	0	0	0	0.0
TOTAL	67	35	1564	23.3	180	411	.438	87	222	.392	110	133	.827	17	100	117	1.7	146	4	136	96	5	55	557	8.3

KIMBAL MACKENZIE CAREER GAME-BY-GAME

MACKENZIE'S 2017-18 GAME-BY-GAME STATISTICS

Opponent	Min.	FG-A	Pct.	3FG-A	Pct.	FT-A	Pct.	RB	PF	A	TO	B	S	PTS
Monmouth	30	0-8	.000	0-6	.000	0-0	—	3	4	2	0	0	0	0
Arkansas														
UNC														
Maryland														
Siena														
Ball State														
Stony Brook														
St. Joseph's														
Vermont														
Northeastern														
VCU														
Richmond														
La Salle														
American*														
Boston U.*														
Army*														
Lafayette*														
Lehigh*														
Colgate*														
Loyola*														
Holy Cross*														
Navy*														
Boston U.*														
Army*														
Lafayette*														
Lehigh*														
Colgate*														
Loyola*														
Holy Cross*														
Navy*														

* Patriot League game ^ Patriot League Tournament Games started in **bold**

MACKENZIE'S 2016-17 GAME-BY-GAME STATISTICS

Opponent	Min.	FG-A	Pct.	3FG-A	Pct.	FT-A	Pct.	RB	PF	A	TO	B	S	PTS
Manhattan	33	0-4	.000	0-2	.000	1-2	.500	0	0	2	0	0	2	1
Wake Forest	30	6-12	.500	2-4	.500	1-2	.500	2	2	1	1	0	4	15
Robert Morris	35	2-6	.333	0-3	.000	2-2	1.000	1	2	2	3	0	1	6
Butler	20	2-3	.667	1-1	1.000	0-0	—	0	2	0	2	0	1	5
Vanderbilt	35	2-5	.400	1-2	.500	4-4	1.000	2	1	3	2	0	0	9
Norfolk State	21	2-7	.286	2-5	.400	1-1	1.000	0	1	2	0	0	2	7
No. Colorado	37	1-4	.250	0-1	.000	5-6	.833	4	3	1	0	0	0	7
Richmond	28	9-15	.600	4-7	.571	3-3	1.000	3	3	2	1	0	1	25
La Salle	26	1-4	.250	0-2	.000	0-0	—	0	3	2	3	0	0	2
Fairfield	31	4-9	.444	0-3	.000	1-2	.500	3	1	5	1	0	3	9
Siena	18	1-8	.125	1-5	.200	1-3	.333	2	5	1	1	0	0	4
Mt. St. Mary's	33	5-8	.625	1-2	.500	5-7	.714	3	2	4	3	0	2	16
Princeton	28	2-4	.500	2-4	.500	0-1	.000	1	3	2	1	0	0	6
Navy*	33	6-10	.600	4-6	.667	6-9	.667	4	4	1	0	0	5	22
Army*	34	2-5	.400	2-5	.400	4-4	1.000	4	0	2	5	0	0	10
American*	37	6-9	.667	1-4	.250	11-11	1.000	4	4	3	0	0	0	24
Holy Cross*	31	3-11	.273	2-8	.250	2-2	1.000	1	1	1	5	1	1	10
Lehigh*	30	2-6	.333	1-5	.200	2-2	1.000	2	2	2	1	0	1	7
Colgate*	27	4-8	.500	1-4	.250	5-7	.714	2	4	3	0	0	0	14
Loyola*	28	4-7	.571	1-2	.500	2-2	1.000	1	2	2	3	0	0	11
Boston U.*	25	4-6	.667	2-3	.667	2-2	1.000	4	3	0	1	0	1	12
Lafayette*	25	4-7	.571	3-5	.600	3-3	1.000	3	0	1	1	0	2	14
Army*	26	9-13	.692	3-5	.600	2-2	1.000	4	1	1	3	0	2	23
American*	29	3-4	.750	2-2	1.000	0-0	—	2	2	1	2	0	1	8
Holy Cross*	31	6-12	.500	4-9	.444	1-1	1.000	2	1	7	0	1	0	17
Lehigh*	34	4-13	.308	2-6	.333	0-0	—	0	5	3	1	0	1	10
Colgate*	22	2-5	.400	0-3	.000	2-2	1.000	0	3	4	1	0	1	6
Loyola*	35	4-10	.400	3-6	.500	0-0	—	2	1	6	3	0	1	11
Boston U.*	31	7-12	.583	3-7	.429	0-0	—	2	3	4	0	0	0	17
Lafayette*	25	3-12	.250	2-6	.333	0-0	—	3	0	0	0	0	0	8
Navy*	31	6-8	.750	2-2	1.000	4-6	.667	3	4	3	1	0	1	18
Army^	32	5-11	.455	3-7	.429	0-0	—	3	3	2	2	0	2	13
Navy^	33	2-7	.286	1-5	.200	2-2	1.000	3	4	1	3	0	0	7
Lehigh^	35	6-13	.462	3-8	.375	3-3	1.000	4	2	3	0	0	1	18
West Virginia+	38	7-15	.467	5-7	.714	4-4	1.000	3	4	2	2	0	1	23

* Patriot League game + NCAA Tourn. ^ Patriot League Tourn. Games started in **bold**

MACKENZIE'S 2015-16 GAME-BY-GAME STATISTICS

Opponent	Min.	FG-A	Pct.	3FG-A	Pct.	FT-A	Pct.	RB	PF	A	TO	B	S	PTS
Shenandoah	23	7-9	.778	3-4	.750	0-0	—	2	3	7	2	1	1	17
Wake Forest	23	1-1	1.000	1-1	1.000	2-2	1.000	2	5	3	0	1	0	5
Robert Morris	24	1-4	.250	0-2	.000	1-2	.500	3	2	5	2	0	1	3
Manhattan	25	2-5	.400	0-2	.000	3-4	.750	4	3	2	2	0	2	7
Siena	15	0-3	.000	0-1	.000	2-2	1.000	1	1	0	1	0	2	2
Penn State	11	0-3	.000	0-1	.000	0-0	—	2	2	1	0	0	0	0
Columbia	9	0-1	.000	0-0	—	0-0	—	1	1	2	2	0	0	0
NC State	9	1-2	.500	0-1	.000	0-0	—	1	3	1	0	1	0	2
Mt. St. Mary's	10	4-6	.667	3-4	.750	2-2	1.000	0	4	0	1	0	0	13
Princeton	21	2-4	.500	1-1	1.000	1-2	.500	1	1	1	1	0	0	6
Fairfield	20	2-5	.400	0-1	.000	4-6	.667	2	2	3	2	0	0	8
Navy*	27	2-8	.250	2-6	.333	2-2	1.000	1	2	6	0	0	1	8
Army*	16	1-6	.167	0-2	.000	3-4	.750	0	2	0	1	0	0	5
American*	16	1-2	.500	0-1	.000	1-2	.500	0	3	1	1	0	0	3
Holy Cross*	23	3-6	.500	2-2	1.000	2-2	1.000	1	0	3	3	0	1	10
Lehigh*	11	1-1	1.000	1-1	1.000	2-2	1.000	1	1	0	2	0	0	5
Colgate*	14	0-4	.000	0-1	.000	0-0	—	1	4	0	2	0	0	0
Loyola*	12	0-1	.000	0-1	.000	0-0	—	0	0	2	2	0	1	0
Boston U.*	11	0-0	—	0-0	—	0-0	—	1	5	0	2	0	0	0
Lafayette*	6	0-2	.000	0-1	.000	0-0	—	0	2	0	0	0	1	0
Army*	19	2-6	.333	1-3	.333	0-0	—	1	1	2	0	0	0	5
American*	10	0-1	.000	0-1	.000	0-0	—	0	0	0	0	0	1	0
Holy Cross*	15	3-4	.750	2-3	.667	0-0	—	1	1	1	1	0	0	8
Lehigh*	21	1-4	.250	1-4	.250	0-0	—	1	2	2	2	0	1	3
Colgate*	10	2-3	.667	2-3	.667	2-2	1.000	0	1	0	2	0	0	8
Loyola*	16	1-5	.200	0-3	.000	2-2	1.000	2	3	1	1	0	1	4
Boston U.*	10	1-2	.500	0-0	—	0-0	—	0	0	2	2	0	1	2
Lafayette*	20	0-3	.000	0-3	.000	2-2	1.000	4	1	2	2	0	0	2
Navy*	9	0-0	—	0-0	—	0-0	—	0	1	1	2	0	0	0
Holy Cross^	9	1-2	.500	1-2	.500	0-0	—	1	3	1	1	0	0	3
Monmouth+	18	5-7	.714	3-5	.600	0-0	—	2	3	2	2	0	1	13

* Patriot League game ^ Patriot League Tournament + NIT Games started in **bold**

#12 • JOHN MEEKS • FRESHMAN • FORWARD • 6-6 • 225 • BURLINGTON, N.C. • BURLINGTON SCHOOL

Energetic, physical forward who can mix it up inside or knock down the perimeter shot ... extremely hard worker with a high basketball IQ ... smooth left-handed shooting stroke ... comes to Bucknell from a very successful high school program.

2017-18

Made collegiate debut on opening night at Monmouth.

HIGH SCHOOL/PERSONAL

John Robert Meeks ... born March 16, 1999 in Winston-Salem, N.C. ... son of Cliff and Betsy Meeks ... has two younger sisters, Anna and Alie ... competed in basketball, baseball and track & field at The Burlington School ... captained the basketball and baseball teams ... two-time all-state selection for coach Ron Johnson ... three-time all-conference selection ... two-time *Times-News* All-Region selection and Player of the Year ... as a senior averaged 18.2 points per game while leading his team to an undefeated season and its second North Carolina Independent Schools Athletic Association Class 1-A state title in a three-year span ... scored 23 points in the state championship game ... recorded his 1,000th career point as a junior, when he averaged 16 points and 7 rebounds per game ... in four years of high school his team went 119-6 with two state titles ... played AAU basketball with PSB Select.

**MEEKS' CAREER HIGHS**

Points:	0		
Rebounds:	1	at Monmouth	11/10/2017
Assists:	1	at Monmouth	11/10/2017
Steals:	0		
Blocks:	0		
FG Made:	0		
FG Attempted:	2	at Monmouth	11/10/2017
3-pt FG Made:	0		
3-pt FG Attempted:	1	at Monmouth	11/10/2017
FT Made:	0		
FT Attempted:	0		

MEEKS' SEASON HIGHS

Points:	0		
Rebounds:	1	at Monmouth	11/10/2017
Assists:	1	at Monmouth	11/10/2017
Steals:	0		
Blocks:	0		
FG Made:	0		
FG Attempted:	2	at Monmouth	11/10/2017
3-pt FG Made:	0		
3-pt FG Attempted:	1	at Monmouth	11/10/2017
FT Made:	0		
FT Attempted:	0		

MEEKS' CAREER STATISTICS

Year	G	GS	Min.	Avg.	FGM	FGA	Pct.	3FGM	3FGA	Pct.	FTM	FTA	Pct.	OR	DR	Reb.	RPG	PF	DQ	A	TO	BK	ST	Pts.	PPG
2017-18	1	0	5	5.0	0	2	.000	0	1	.000	0	0	.000	0	1	1	1.0	0	0	1	0	0	0	0	0.0
TOTAL	1	0	5	5.0	0	2	.000	0	1	.000	0	0	.000	0	1	1	1.0	0	0	1	0	0	0	0	0.0

JOHN MEEKS CAREER GAME-BY-GAME

MEEKS' 2017-18 GAME-BY-GAME STATISTICS

Opponent	Min.	FG-A	Pct.	3FG-A	Pct.	FT-A	Pct.	RB	PF	A	TO	B	S	PTS
Monmouth	5	0-2	.000	0-1	.000	0-0	—	1	0	1	0	0	0	0
Arkansas														
UNC														
Maryland														
Siena														
Ball State														
Stony Brook														
St. Joseph's														
Vermont														
Northeastern														
VCU														
Richmond														
La Salle														
American*														
Boston U.*														
Army*														
Lafayette*														
Lehigh*														
Colgate*														
Loyola*														
Holy Cross*														
Navy*														
Boston U.*														
Army*														
Lafayette*														
Lehigh*														
Colgate*														
Loyola*														
Holy Cross*														
Navy*														
American*														

* Patriot League game ^ Patriot League Tournament Games started in **bold**

#13 • BRUCE MOORE • SOPHOMORE • FORWARD • 6-8 • 213 • RANDALLSTOWN, MD. • MCDONOGH

Talented power forward who can score in the paint and on the perimeter ... moves his feet well, which makes him an excellent rebounder and defender ... likes to attack the rim ... hard worker ... came to Bucknell from the competitive Baltimore private school league that also produced teammate Kimbal Mackenzie ... hails from the same high school as Hall-of-Famer Al Leslie, one of Bucknell's all-time great basketball players.

**2016-17**

Played in every game as a freshman, with his biggest impact coming at the defensive end ... recorded 3.6 ppg, 1.6 rpg while shooting 42.6 FG%, 34.2 3FG% (13-38), 74.4 FT% ... made collegiate debut vs. Manhattan and had 2 blk., 1 reb. in 3 min. ... first career pts. came on a 3FG at Wake Forest ... scored 7 pts. (3-5 FG) in 15 min. at Butler ... hit a 3FG and finished with 5 pts., 4 reb. in win over Norfolk State ... went 2-2 3FG for 6 pts. in home win over Army ... played then-season-high 20 min. at American, playing strong defense down the stretch and hitting 2 go-ahead FTs with 6:53 left ... big day at Colgate, with 10 pts. (4-4 FG, 2-2 3FG), 6 reb., 1 stl. in 19 min. ... 4 of 6 reb. came at offensive end ... 8 pts., 5 reb. (3 OR) at Lafayette ... big game in title-clinching road win at Boston U., with 9 pts., 3 reb. (all OR), 3 blk. ... best game of season came in home win over Navy, 14 pts. (3-7 FG, 8-9 FT), 7 reb., in regular-season finale ... helped punctuate the PL championship game win over Lehigh with a late dunk.

HIGH SCHOOL/PERSONAL

Full name is Bruce Douglas Moore Jr. ... born Jan. 15, 1998 in Baltimore, Md. ... son of Laurie Moore ... has a sister, Bria ... captained the basketball team at McDonogh School in Owings Mills, Md. ... four-year varsity starter who helped get McDonogh back to the postseason after some down years ... First Team All-MIAA selection ... averaged nearly 17 points per game as a senior ... tallied 13 points, 12 rebounds, 3 blocks and 4 assists per game as a junior ... played AAU ball for Baltimore Elite and Maryland 3D ... major is undeclared.

MOORE'S CAREER HIGHS

Points:	14	vs. Navy	2/25/2017
Rebounds:	7	vs. Navy	2/25/2017
Assists:	2	vs. Lehigh	3/8/2017
Steals:	1	five times	
Blocks:	3	at Boston University	2/19/2017
FG Made:	4	twice	
FG Attempted:	7	twice	
3-pt FG Made:	2	four times	
3-pt FG Attempted:	5	vs. Holy Cross	2/6/2017
FT Made:	8	vs. Navy	2/25/2017
FT Attempted:	9	vs. Navy	2/25/2017

MOORE'S SEASON HIGHS

Points:	5	at Monmouth	11/10/2017
Rebounds:	0		
Assists:	1	at Monmouth	11/10/2017
Steals:	1	at Monmouth	11/10/2017
Blocks:	0		
FG Made:	2	at Monmouth	11/10/2017
FG Attempted:	4	at Monmouth	11/10/2017
3-pt FG Made:	1	at Monmouth	11/10/2017
3-pt FG Attempted:	2	at Monmouth	11/10/2017
FT Made:	0		
FT Attempted:	0		

MOORE'S CAREER STATISTICS

Year	G	GS	Min.	Avg.	FGM	FGA	Pct.	3FGM	3FGA	Pct.	FTM	FTA	Pct.	OR	DR	Reb.	RPG	PF	DQ	A	TO	BK	ST	Pts.	PPG
2016-17	35	0	440	12.6	40	94	.426	13	38	.342	32	43	.744	26	30	56	1.6	62	1	11	20	14	5	125	3.6
2017-18	1	0	13	13.0	2	4	.500	1	2	.500	0	0	.000	0	0	0	0.0	2	0	1	1	0	1	5	5.0
TOTAL	36	0	453	12.6	42	98	.429	14	40	.350	32	43	.744	26	30	56	1.6	64	1	12	21	14	6	130	3.6

BRUCE MOORE CAREER GAME-BY-GAME

MOORE'S 2017-18 GAME-BY-GAME STATISTICS

Opponent	Min.	FG-A	Pct.	3FG-A	Pct.	FT-A	Pct.	RB	PF	A	TO	B	S	PTS
Monmouth	13	2-4	.500	1-2	.500	0-0	—	0	2	1	1	0	1	5
Arkansas														
UNC														
Maryland														
Siena														
Ball State														
Stony Brook														
St. Joseph's														
Vermont														
Northeastern														
VCU														
Richmond														
La Salle														
American*														
Boston U.*														
Army*														
Lafayette*														
Lehigh*														
Colgate*														
Loyola*														
Holy Cross*														
Navy*														
Boston U.*														
Army*														
Lafayette*														
Lehigh*														
Colgate*														
Loyola*														
Holy Cross*														
Navy*														
American*														

* Patriot League game ^ Patriot League Tournament Games started in **bold**

MOORE'S 2016-17 GAME-BY-GAME STATISTICS

Opponent	Min.	FG-A	Pct.	3FG-A	Pct.	FT-A	Pct.	RB	PF	A	TO	B	S	PTS
Manhattan	3	0-1	.000	0-0	—	0-0	—	1	2	0	1	2	0	0
Wake Forest	8	1-3	.333	1-3	.333	0-0	—	1	5	0	0	0	0	3
Robert Morris	6	0-0	—	0-0	—	2-2	1.000	0	1	0	1	0	0	2
Butler	15	3-5	.600	1-2	.500	0-1	.000	2	1	1	2	0	0	7
Vanderbilt	2	0-0	—	0-0	—	0-0	—	0	1	0	0	0	0	0
Norfolk State	12	1-3	.333	1-1	1.000	2-2	1.000	4	2	0	2	0	0	5
No. Colorado	3	0-0	—	0-0	—	0-0	—	0	0	0	1	0	0	0
Richmond	5	0-1	.000	0-0	—	0-0	—	1	1	0	0	0	0	0
La Salle	9	1-3	.333	0-2	.000	2-3	.667	2	1	0	0	0	0	4
Fairfield	10	0-1	.000	0-0	—	0-0	—	0	2	0	2	0	0	0
Siena	4	1-2	.500	0-1	.000	0-0	—	0	3	1	0	0	0	2
Mt. St. Mary's	7	1-2	.500	0-1	.000	0-0	—	0	0	0	2	0	0	2
Princeton	7	0-1	.000	0-1	.000	0-0	—	0	0	0	0	0	0	0
Navy*	10	0-1	.000	0-1	.000	0-3	.000	2	2	1	0	0	0	0
Army*	9	2-2	1.000	2-2	1.000	0-0	—	0	2	0	1	0	0	6
American*	20	0-0	—	0-0	—	2-2	1.000	1	1	0	1	0	0	2
Holy Cross*	19	0-3	.000	0-2	.000	1-2	.500	0	3	0	0	1	0	1
Lehigh*	15	3-5	.600	0-1	.000	0-0	—	0	2	1	1	0	0	6
Colgate*	19	4-4	1.000	2-2	1.000	0-0	—	6	3	0	0	0	1	10
Loyola*	10	2-2	1.000	0-0	—	1-1	1.000	1	2	0	0	1	0	5
Boston U.*	17	0-0	—	0-0	—	1-2	.500	3	1	0	1	1	0	1
Lafayette*	19	2-4	.500	2-2	1.000	2-2	1.000	5	3	0	0	0	0	8
Army*	17	0-3	.000	0-1	.000	5-6	.833	1	1	1	0	0	0	5
American*	12	1-3	.333	0-2	.000	1-2	.500	1	1	0	0	1	0	3
Holy Cross*	23	2-6	.333	2-5	.400	0-0	—	2	2	0	1	1	1	6
Lehigh*	14	1-4	.250	0-0	—	0-0	—	2	1	0	0	0	1	2
Colgate*	16	1-4	.250	0-2	.000	0-0	—	0	1	0	0	0	0	2
Loyola*	17	2-3	.667	1-1	1.000	0-0	—	2	0	0	0	1	0	5
Boston U.*	18	4-7	.571	1-1	1.000	0-0	—	3	3	1	0	3	0	9
Lafayette*	14	1-2	.500	0-1	.000	0-0	—	0	4	1	1	1	1	2
Navy*	22	3-7	.429	0-2	.000	8-9	.889	7	3	1	2	0	0	14
Army^	18	2-4	.500	0-2	.000	0-0	—	2	2	1	1	0	1	4
Navy^	22	1-3	.333	0-0	—	4-4	1.000	1	3	0	0	1	0	6
Lehigh^	14	1-3	.333	0-0	—	1-2	.500	4	1	2	0	1	0	3
West Virginia+	4	0-2	.000	0-0	—	0-0	—	2	2	0	1	0	0	0

* Patriot League game ^ Patriot League Tourn. + NCAA Tourn. Games started in **bold**

#0 • PAUL NEWMAN • FRESHMAN • CENTER • 6-9 • 244 • PHILADELPHIA, PA. • ST. ANDREW'S (R.I.)

Big, strong frontcourt player out of basketball-rich Philadelphia ... lefty shooter with good moves in the post ... played at powerful Roman Catholic H.S., where John Griffin's brother Matt is now head coach ... did a postgrad year at St. Andrew's School and averaged a double-double for a 20-win team.

HIGH SCHOOL/PERSONAL

Paul Jerome Newman ... also goes by the nickname "Tre" ... born July 27, 1998 in Philadelphia ... parents are Paul and Yvette Newman ... four-year varsity letterman for coach Chris McNesby at Roman Catholic in Philadelphia ... was part of a program that captured two Class AAAA state championships, two Philadelphia Catholic League titles, and four City titles ... spent the 2016-17 season doing a postgraduate year at St. Andrew's School in Barrington, R.I. ... averaged 16.8 points, 12.5 rebounds and 1.5 blocked shots while leading the team to a 20-8 record ... earned NEPSAC All-New England Honorable Mention ... ranked as the No. 2 recruit in the state of Rhode Island for the Class of 2017 by New England Recruiting Report ... played AAU basketball for Team Final.

**NEWMAN'S CAREER HIGHS**

Points:	0
Rebounds:	0
Assists:	0
Steals:	0
Blocks:	0
FG Made:	0
FG Attempted:	0
3-pt FG Made:	0
3-pt FG Attempted:	0
FT Made:	0
FT Attempted:	0

NEWMAN'S SEASON HIGHS

Points:	0
Rebounds:	0
Assists:	0
Steals:	0
Blocks:	0
FG Made:	0
FG Attempted:	0
3-pt FG Made:	0
3-pt FG Attempted:	0
FT Made:	0
FT Attempted:	0

NEWMAN'S CAREER STATISTICS

Year	G	GS	Min.	Avg.	FGM	FGA	Pct.	3FGM	3FGA	Pct.	FTM	FTA	Pct.	OR	DR	Reb.	RPG	PF	DQ	A	TO	BK	ST	Pts.	PPG
2017-18																									
TOTAL																									

PAUL NEWMAN CAREER GAME-BY-GAME


NEWMAN'S 2017-18 GAME-BY-GAME STATISTICS

Opponent	Min.	FG-A	Pct.	3FG-A	Pct.	FT-A	Pct.	RB	PF	A	TO	B	S	PTS
Monmouth	DNP													
Arkansas														
UNC														
Maryland														
Siena														
Ball State														
Stony Brook														
St. Joseph's														
Vermont														
Northeastern														
VCU														
Richmond														
La Salle														
American*														
Boston U.*														
Army*														
Lafayette*														
Lehigh*														
Colgate*														
Loyola*														
Holy Cross*														
Navy*														
Boston U.*														
Army*														
Lafayette*														
Lehigh*														
Colgate*														
Loyola*														
Holy Cross*														
Navy*														
American*														

* Patriot League game ^ Patriot League Tournament Games started in **bold**

#22 • MATT O'REILLY • JUNIOR • GUARD • 6-3 • 195 • MORAGA, CALIF. • PROLIFIC PREP ACADEMY

Talented perimeter player who committed to Bucknell in May 2015 ... has outstanding shooting range and can also put the ball on the floor ... perhaps the team's best pure outside shooter ... good defender as well ... played his final prep season for Prolific Prep Academy, where he faced good national competition.

**2016-17**

Saw regular reserve minutes early in the season as a shooting guard with deep range ... court time waned later in the year as senior John Azzinaro got hot ... all told played in 32 of the 35 games, averaging 3.3 ppg ... 111 of his 116 shot attempts came from 3FG distance ... made 34 (30.6%) ... saw 12 minutes of reserve action in a win over Manhattan and hit 3-4 3FG for 9 pts. on opening night ... upped his career high to 12 pts. by hitting 4-7 3FG in win over Norfolk State in Las Vegas ... scored 8 pts., including his 1st career 2-pt. FG, in win over Richmond ... played career-high 26 min. in that game and had 2 2nd-half stl. ... matched personal bests with 4 3FG and 12 pts. in win at Fairfield ... hit two late 3FGs to help seal victory over Mount St. Mary's.

2015-16

Reserve guard who impressed with his long-range shooting ability in limited minutes ... appeared in 13 games off the bench, finishing with 31 points in 46 minutes ... hit 10 of 20 shots from the field, all coming from beyond the arc ... did not dress in first 4G due to illness ... made collegiate debut on Dec. 22 at Princeton and hit a 3FG on his very first attempt ... hit another 3FG vs. Fairfield to 2-2 on season ... made it 3-for-3 with a trey vs. Navy before finally missing one on his 4th attempt ... hit both of his 3FG tries for 6 pts. in home win over Holy Cross ... hit his first 3FG attempt in each of his first 6 appearances off the bench ... season-high 7 pts. (2-4 3FG, 1-2 FT) in home win over Loyola.

HIGH SCHOOL/PERSONAL

Full name is Robert Matthew O'Reilly ... born Oct. 10, 1996 in Walnut Creek, Calif. ... son of Robert and Sophia O'Reilly ... has an older sister, Sara, and two younger siblings, Jessi and Shane ... father played basketball at Princeton ... attended Campolindo High School, but for his senior season of basketball played for Prolific Prep Academy out of Napa, Calif. ... averaged 16.2 points, 4.0 rebounds and 4.4 assists for Prolific Prep playing against national competition ... earned all-state honorable mention honors during his junior season at Campolindo ... was an All-NorCal and All-Bay Area selection as both a sophomore and junior while leading his team to the state playoffs ... history major ... member of 2016 and 2017 Patriot League Academic Honor Roll.

O'REILLY'S CAREER HIGHS

Points:	12	twice
Rebounds:	3	twice
Assists:	1	six times
Steals:	2	vs. Richmond 11/30/2016
Blocks:	1	at Fairfield 12/6/2016
FG Made:	4	twice
FG Attempted:	12	twice
3-pt FG Made:	4	twice
3-pt FG Attempted:	12	at Lafayette 1/25/2017
FT Made:	1	twice
FT Attempted:	2	three times

O'REILLY'S SEASON HIGHS

Points:	0
Rebounds:	0
Assists:	0
Steals:	0
Blocks:	0
FG Made:	0
FG Attempted:	0
3-pt FG Made:	0
3-pt FG Attempted:	0
FT Made:	0
FT Attempted:	0

O'REILLY'S CAREER STATISTICS

Year	G	GS	Min.	Avg.	FGM	FGA	Pct.	3FGM	3FGA	Pct.	FTM	FTA	Pct.	OR	DR	Reb.	RPG	PF	DQ	A	TO	BK	ST	Pts.	PPG
2015-16	13	0	46	3.5	10	20	.500	10	20	.500	1	2	.500	0	2	2	0.2	8	0	1	0	0	0	31	2.4
2016-17	32	0	348	10.9	36	116	.310	34	111	.306	1	4	.250	3	15	18	0.6	31	0	5	8	1	4	107	3.3
2017-18	1	0	2	2.0	0	0	.000	0	0	.000	0	0	.000	0	0	0	0.0	0	0	0	0	0	0	0	0.0
TOTAL	46	0	396	8.6	46	136	.338	44	131	.336	2	6	.333	3	17	20	0.4	39	0	6	8	1	4	138	3.0

MATT O'REILLY CAREER GAME-BY-GAME

O'REILLY'S 2017-18 GAME-BY-GAME STATISTICS

Opponent	Min.	FG-A	Pct.	3FG-A	Pct.	FT-A	Pct.	RB	PF	A	TO	B	S	PTS
Monmouth	2	0-0	—	0-0	—	0-0	—	0	0	0	0	0	0	0
Arkansas														
UNC														
Maryland														
Siena														
Ball State														
Stony Brook														
St. Joseph's														
Vermont														
Northeastern														
VCU														
Richmond														
La Salle														
American*														
Boston U.*														
Army*														
Lafayette*														
Lehigh*														
Colgate*														
Loyola*														
Holy Cross*														
Navy*														
Boston U.*														
Army*														
Lafayette*														
Lehigh*														
Colgate*														
Loyola*														
Holy Cross*														
Navy*														
American*														

* Patriot League game ^ Patriot League Tournament Games started in **bold**

O'REILLY'S 2016-17 GAME-BY-GAME STATISTICS

Opponent	Min.	FG-A	Pct.	3FG-A	Pct.	FT-A	Pct.	RB	PF	A	TO	B	S	PTS
Manhattan	12	3-4	.750	3-4	.750	0-2	.000	2	0	0	2	0	0	9
Wake Forest	9	0-3	.000	0-3	.000	0-0	—	0	1	1	0	0	0	0
Robert Morris	16	1-5	.200	1-4	.250	0-0	—	0	1	0	0	0	1	3
Butler	8	0-3	.000	0-3	.000	0-0	—	0	1	0	0	0	0	0
Vanderbilt	6	0-2	.000	0-2	.000	0-0	—	0	0	0	0	0	0	0
Norfolk State	16	4-7	.571	4-7	.571	0-0	—	1	2	1	0	0	0	12
No. Colorado	16	2-9	.222	2-9	.222	0-0	—	0	2	0	1	0	0	6
Richmond	26	3-8	.375	2-7	.286	0-0	—	2	2	0	0	0	2	8
La Salle	22	2-7	.286	2-7	.286	0-0	—	1	1	0	0	0	0	6
Fairfield	28	4-12	.333	4-11	.364	0-0	—	3	2	0	1	1	1	12
Siena	20	3-5	.600	2-4	.500	0-0	—	1	3	0	0	0	0	8
Mt. St. Mary's	20	2-5	.400	2-4	.500	0-0	—	1	2	0	0	0	0	6
Princeton	16	3-6	.500	3-6	.500	0-0	—	0	2	1	0	0	0	9
Navy*	22	1-5	.200	1-5	.200	0-0	—	0	3	0	0	0	0	3
Army*	10	0-2	.000	0-2	.000	1-2	.500	0	1	1	1	0	0	1
American*	8	0-1	.000	0-1	.000	0-0	—	0	0	0	0	0	0	0
Holy Cross*	14	2-4	.500	2-4	.500	0-0	—	3	2	0	0	0	0	6
Lehigh*	7	1-2	.500	1-2	.500	0-0	—	1	2	0	0	0	0	3
Colgate*	6	0-2	.000	0-2	.000	0-0	—	0	0	0	1	0	0	0
Loyola*	12	0-2	.000	0-2	.000	0-0	—	0	0	0	2	0	0	0
Boston U.*	4	0-2	.000	0-2	.000	0-0	—	0	0	0	0	0	0	0
Lafayette*	14	2-12	.167	2-12	.167	0-0	—	3	0	0	0	0	0	6
Army*	5	0-0	—	0-0	—	0-0	—	0	0	0	0	0	0	0
American*	8	1-2	.500	1-2	.500	0-0	—	0	1	0	0	0	0	3
Holy Cross*	3	0-1	.000	0-1	.000	0-0	—	0	0	0	0	0	0	0
Lehigh*	1	0-0	—	0-0	—	0-0	—	0	1	0	0	0	0	0
Colgate*	6	0-0	—	0-0	—	0-0	—	0	1	0	0	0	0	0
Loyola*	1	0-0	—	0-0	—	0-0	—	0	0	0	0	0	0	0
Boston U.*	2	1-1	1.000	1-1	1.000	0-0	—	0	0	0	0	0	0	3
Lafayette*	7	1-3	.333	1-3	.333	0-0	—	0	1	1	0	0	0	3
Navy*	2	0-1	.000	0-1	.000	0-0	—	0	0	0	0	0	0	0
Army^	1	0-0	—	0-0	—	0-0	—	0	0	0	0	0	0	0

Navy^ DNP

Lehigh^ DNP

West Virginia+ DNP

* Patriot League game ^ Patriot League Tourn. + NCAA Tourn. Games started in **bold**

O'REILLY'S 2015-16 GAME-BY-GAME STATISTICS

Opponent	Min.	FG-A	Pct.	3FG-A	Pct.	FT-A	Pct.	RB	PF	A	TO	B	S	PTS
Shenandoah		DNP—INJ												
Wake Forest		DNP—INJ												
Robert Morris		DNP—INJ												
Manhattan		DNP—INJ												
Siena		DNP												
Penn State		DNP												
Columbia		DNP												
NC State		DNP												
Mt. St. Mary's		DNP												
Princeton	5	1-1	1.000	1-1	1.000	0-0	—	0	1	0	0	0	0	3
Fairfield	3	1-1	1.000	1-1	1.000	0-0	—	0	1	0	0	0	0	3
Navy*	12	1-2	.500	1-2	.500	0-0	—	0	0	1	0	0	0	3
Army*		DNP												
American*		DNP												
Holy Cross*	3	2-2	1.000	2-2	1.000	0-0	—	0	1	0	0	0	0	6
Lehigh*		DNP												
Colgate*	0+	0-0	—	0-0	—	0-0	—	0	0	0	0	0	0	0
Loyola*	3	1-2	.500	1-2	.500	0-0	—	1	0	0	0	0	0	3
Boston U.*	4	1-2	.500	1-2	.500	0-0	—	0	0	0	0	0	0	3
Lafayette*		DNP												
Army*	4	0-1	.000	0-1	.000	0-0	—	1	1	0	0	0	0	0
American*	1	0-2	.000	0-2	.000	0-0	—	0	2	0	0	0	0	0
Holy Cross*	2	0-1	.000	0-1	.000	0-0	—	0	0	0	0	0	0	0
Lehigh*	2	0-1	.000	0-1	.000	0-0	—	0	0	0	0	0	0	0
Colgate*		DNP												
Loyola*	5	2-4	.500	2-4	.500	1-2	.500	0	1	0	0	0	0	7
Boston U.*	2	1-1	1.000	1-1	1.000	0-0	—	0	1	0	0	0	0	3
Lafayette*		DNP												
Navy*		DNP												
Holy Cross^		DNP												
Monmouth+		DNP												

* Patriot League game ^ Patriot League Tournament + NIT Games started in **bold**

#14 • BEN ROBERTSON • SOPHOMORE • GUARD • 6-5 • 200 • HIGH POINT, N.C. • HIGH POINT CHRISTIAN


Long, athletic wing player who can run the floor and score at every level ... has the ability to finish above the rim ... good defender ... workhorse type player ... came to Bucknell from a nationally ranked high school program that played top-notch competition.

2016-17

Appeared in 27 of the team's 35 games as a rookie ... played in 23 straight games before the bench was shortened in the postseason ... tallied 26 pts. and 9 reb. on the season ... shot 50.0 FG% (10-20) ... made 1st career appearance in home state of North Carolina, playing 4 min. at Wake Forest ... scored 9 pts. (4-5 FG, 1-1 3FG) in just 7 min. at Butler ... made 1st 3 career FTs and scored 5 pts. in win over Norfolk State ... turned 2 stls. into breakaway buckets, including a reverse jam, in home win over Loyola ... season-high 11 min. in that game.

HIGH SCHOOL/PERSONAL

Full name is Benjamin Tyler Robertson ... born Apr. 14, 1997 in Grand Island, Neb. ... lived in Grand Island until his freshman year in high school ... son of Michael and Angie Robertson ... has an older brother Chris and an older sister Stacia ... Stacia played basketball for High Point, and then professionally in Australia and Turkey ... she was the 2015 Big South Player of the Year and is now back at High Point as the women's basketball director of operations ... four-year varsity player at High Point Christian Academy ... three-time team captain ... all-conference selection ... 2015-16 McDonalds All-America nominee who helped team to the state playoffs all four years ... team was nationally ranked in 2015-16 ... played AAU ball for CP3 All-Stars, Team Winston and PSB Select ... major is undeclared.

**ROBERTSON'S CAREER HIGHS**

Points:	9	at Butler	11/19/2016
Rebounds:	2	twice	
Assists:	1	twice	
Steals:	2	vs. Loyola	1/18/2017
Blocks:	1	vs. Holy Cross	2/6/2017
FG Made:	4	at Butler	11/19/2016
FG Attempted:	5	at Butler	11/19/2016
3-pt FG Made:	1	at Butler	11/19/2016
3-pt FG Attempted:	1	twice	
FT Made:	3	vs. Norfolk State	11/24/2016
FT Attempted:	3	vs. Norfolk State	11/24/2016

ROBERTSON'S SEASON HIGHS

Points:	0
Rebounds:	0
Assists:	0
Steals:	0
Blocks:	0
FG Made:	0
FG Attempted:	0
3-pt FG Made:	0
3-pt FG Attempted:	0
FT Made:	0
FT Attempted:	0

ROBERTSON'S CAREER STATISTICS

Year	G	GS	Min.	Avg.	FGM	FGA	Pct.	3FGM	3FGA	Pct.	FTM	FTA	Pct.	OR	DR	Reb.	RPG	PF	DQ	A	TO	BK	ST	Pts.	PPG
2016-17	27	0	106	3.9	10	20	.500	1	2	.500	5	9	.556	4	5	9	0.3	14	0	2	5	1	3	26	1.0
TOTAL	27	0	106	3.9	10	20	.500	1	2	.500	5	9	.556	4	5	9	0.3	14	0	2	5	1	3	26	1.0

BEN ROBERTSON CAREER GAME-BY-GAME

ROBERTSON'S 2017-18 GAME-BY-GAME STATISTICS

Opponent	Min.	FG-A	Pct.	3FG-A	Pct.	FT-A	Pct.	RB	PF	A	TO	B	S	PTS
Monmouth	DNP													
Arkansas														
UNC														
Maryland														
Siena														
Ball State														
Stony Brook														
St. Joseph's														
Vermont														
Northeastern														
VCU														
Richmond														
La Salle														
American*														
Boston U.*														
Army*														
Lafayette*														
Lehigh*														
Colgate*														
Loyola*														
Holy Cross*														
Navy*														
Boston U.*														
Army*														
Lafayette*														
Lehigh*														
Colgate*														
Loyola*														
Holy Cross*														
Navy*														
American*														

* Patriot League game ^ Patriot League Tournament Games started in **bold**


ROBERTSON'S 2016-17 GAME-BY-GAME STATISTICS

Opponent	Min.	FG-A	Pct.	3FG-A	Pct.	FT-A	Pct.	RB	PF	A	TO	B	S	PTS
Manhattan	DNP													
Wake Forest	4	0-1	.000	0-0	—	0-0	—	2	0	0	0	0	0	0
Robert Morris	2	0-0	—	0-0	—	0-0	—	0	0	0	0	0	0	0
Butler	6	4-5	.800	1-1	1.000	0-0	—	0	1	0	0	0	0	9
Vanderbilt	DNP													
Norfolk State	9	1-2	.500	0-0	—	3-3	1.000	2	1	0	1	0	0	5
No. Colorado	DNP													
Richmond	DNP													
La Salle	DNP													
Fairfield	2	0-0	—	0-0	—	0-0	—	0	0	0	0	0	0	0
Siena	3	0-0	—	0-0	—	0-0	—	1	0	0	0	0	0	0
Mt. St. Mary's	4	1-1	1.000	0-0	—	0-0	—	0	0	0	0	0	0	2
Princeton	2	0-0	—	0-0	—	0-0	—	0	0	0	0	0	0	0
Navy*	6	1-2	.500	0-0	—	0-0	—	0	1	0	1	0	0	2
Army*	2	0-1	.000	0-0	—	0-0	—	0	1	0	0	0	0	0
American*	2	0-0	—	0-0	—	0-0	—	0	0	0	0	0	0	0
Holy Cross*	4	0-0	—	0-0	—	1-2	.500	0	0	0	0	0	0	1
Lehigh*	1	0-0	—	0-0	—	0-0	—	0	1	0	0	0	0	0
Colgate*	4	0-0	—	0-0	—	0-0	—	0	0	0	0	0	0	0
Loyola*	11	2-2	1.000	0-0	—	0-1	.000	0	1	0	0	0	2	4
Boston U.*	5	0-0	—	0-0	—	0-0	—	0	1	0	0	0	0	0
Lafayette*	5	0-1	.000	0-0	—	0-0	—	1	0	0	0	0	0	0
Army*	4	0-1	.000	0-0	—	0-0	—	0	0	0	0	0	0	0
American*	6	0-0	—	0-0	—	0-0	—	1	1	1	1	0	0	0
Holy Cross*	2	0-1	.000	0-1	.000	0-0	—	0	1	1	0	1	0	0
Lehigh*	1	0-0	—	0-0	—	0-0	—	0	0	0	0	0	0	0
Colgate*	5	0-2	.000	0-0	—	0-0	—	0	0	0	0	0	0	0
Loyola*	4	0-0	—	0-0	—	0-0	—	0	0	0	0	0	0	0
Boston U.*	1	0-0	—	0-0	—	0-0	—	0	2	0	0	0	0	0
Lafayette*	5	0-0	—	0-0	—	0-1	.000	1	1	0	0	0	0	0
Navy*	5	1-1	1.000	0-0	—	0-0	—	1	1	0	2	0	1	2
Army^	1	0-0	—	0-0	—	1-2	.500	0	1	0	0	0	0	1
Navy^	DNP													
Lehigh^	DNP													
West Virginia^	DNP													

* Patriot League game ^ Patriot League Tourn. ^ NCAA Tourn. Games started in **bold**

#5 • JORDAN SECHAN • FRESHMAN • GUARD • 6-0 • 168 • NEW CANAAN, CONN. • NORTHFIELD MOUNT HERMON (MASS.)

Skilled guard who joins the team as a walk-on this season ... talented player with good speed and quickness ... battled his way back to the court after undergoing two surgeries to alleviate a heart condition during his junior year in high school ... is now fully cured of the condition and is realizing his dream of playing Division I basketball.

**HIGH SCHOOL/PERSONAL**

Jordan Robert Sechan ... born March 7, 1998 in New York City ... parents are Robert and Jennifer Sechan ... father played college basketball at Carnegie Mellon ... oldest of four siblings ... has a brother (Brandon) and two sisters (Lauren and Meghan) ... played three years of high school basketball at St. Luke's School in New Canaan, Conn., then transferred and spent two years at Northfield Mount Hermon in Gill, Mass. ... lettered three times in basketball and twice in lacrosse at St. Luke's ... team co-captain in basketball as a junior, when he averaged 12.1 points, 5.1 assists and set a school record with nine 3-pointers in a game ... in his first year at Northfield Mount Hermon the team finished 29-8, won NEPSAC AAA regular-season and tournament championships, and advanced to the semifinals of the National Prep Championship ... in 2017 the team went 30-8 and made the finals of the NEPSAC AAA Tournament and National Prep Championship ... played AAU ball for HighRise Elite and New York Lightning.

SECHAN'S CAREER HIGHS

Points:	0
Rebounds:	0
Assists:	0
Steals:	0
Blocks:	0
FG Made:	0
FG Attempted:	0
3-pt FG Made:	0
3-pt FG Attempted:	0
FT Made:	0
FT Attempted:	0

SECHAN'S SEASON HIGHS

Points:	0
Rebounds:	0
Assists:	0
Steals:	0
Blocks:	0
FG Made:	0
FG Attempted:	0
3-pt FG Made:	0
3-pt FG Attempted:	0
FT Made:	0
FT Attempted:	0

SECHAN'S CAREER STATISTICS

Year	G	GS	Min.	Avg.	FGM	FGA	Pct.	3FGM	3FGA	Pct.	FTM	FTA	Pct.	OR	DR	Reb.	RPG	PF	DQ	A	TO	BK	ST	Pts.	PPG
2017-18																									
TOTAL																									

JORDAN SECHAN CAREER GAME-BY-GAME


SECHAN'S 2017-18 GAME-BY-GAME STATISTICS

Opponent	Min.	FG-A	Pct.	3FG-A	Pct.	FT-A	Pct.	RB	PF	A	TO	B	S	PTS
Monmouth	DNP													
Arkansas														
UNC														
Maryland														
Siena														
Ball State														
Stony Brook														
St. Joseph's														
Vermont														
Northeastern														
VCU														
Richmond														
La Salle														
American*														
Boston U.*														
Army*														
Lafayette*														
Lehigh*														
Colgate*														
Loyola*														
Holy Cross*														
Navy*														
Boston U.*														
Army*														
Lafayette*														
Lehigh*														
Colgate*														
Loyola*														
Holy Cross*														
Navy*														
American*														

* Patriot League game ^ Patriot League Tournament Games started in **bold**

#4 • NATE SESTINA • JUNIOR • CENTER • 6-9 • 247 • EMPORIUM, PA. • CAMERON COUNTY

Big, strong frontcourt player who blossomed into a Division I recruit as his prep career progressed ... attended a very small high school, but turned heads on the AAU and summer camp circuits ... versatile player who can score in the post or out on the perimeter ... has good quickness for a player of his size ... has a tremendous attitude and still a load of potential ... traveled to Spain in the summer of 2016 for a basketball tour with Global Sports Academy.

**2016-17**

After missing most of his rookie year with an injury, became a vital member of the frontcourt rotation ... played in 31 games off the bench, averaging 4.8 ppg, 3.7 rpg ... shot 50.8 FG%, 29.2 3FG%, 69.6 FT% ... double-digit minutes in 22 games, with a high of 22 at Siena ... missed 4G in February (illness) ... ranked 12th in Patriot League in blocked shots (0.5 bpg) ... was the first sub off the bench on opening night vs. Manhattan and logged 10 pts. (3-6 FG, 4-4 FT), 4 reb. in 15 min. ... set career high with 12 pts. (5-8 FG, 1-1 3FG, 1-1 FT) in just 12 min. at Wake Forest ... went 5-5 FG and had 10 pts. in only 7 min. vs. Robert Morris ... 5 pts., 4 reb., 2 asst. in 16 min. in win at Vanderbilt ... grabbed 4 offensive rebs. (5 total) and scored 8 pts. in 15 min. vs. Norfolk State ... had 7 pts., 5 reb. in win over Northern Colorado ... career-high 9 reb. at Siena ... made all 4 FGA and had 8 pts. in 7 min. in home win over Mount St. Mary's ... tallied 10 pts. (5-5 FG), 7 reb. in just 11 min. in road win at Holy Cross ... in 2nd game back, had 7 pts., 9 reb., 3 asst. in home win over Lafayette ... finished regular-season with 11 pts. (5-7 FG, 1-1 3FG), 4 reb. in 14 min. vs. Navy ... had 5 pts., team-high 6 reb. in PL Semi win over Navy ... important role in PL final win over Lehigh, scoring 8 pts. (4-6 FG) in 11 min.

2015-16

Had his rookie season end prematurely due to a shoulder injury just as he was working his way into the rotation ... played in 4 games, with the last coming against Navy on Dec. 30 when he suffered the season-ending injury ... saw 7 min. of action on opening night vs. Shenandoah and recorded 2 pts., 2 reb., 2 asst. ... hit his first career 3FG at Princeton ... had a breakout game vs. Fairfield with 10 pts. (4-5 FG, 1-1 3FG, 1-1 FT), 2 stl. in 16 min. ... played 6 min. vs. Navy the next time out and went down with the injury.

HIGH SCHOOL/PERSONAL

Full name is Nathan Michael Sestina ... born May 12, 1997 in St. Mary's, Pa. ... parents are Donald and Rachelle Sestina ... youngest of five siblings (Jennifer, Jason, Kristin, Andrew) ... Andrew played basketball at Allegheny College ... mother was a swimmer at IUP ... grandfather, Richard Gaydos, played football at Carnegie Tech ... four-year basketball letterman at Cameron County High School ... first Division I player from Cameron County since the 1970s ... averaged 22 points and 14 rebounds per game and had 26 double-doubles in 28 games as a senior, when he earned first team all-state, all-district and all-league honors ... Big 30 and North Tier Player of the Year ... District 9 Co-Player of the Year ... named MVP of the Big 30 and District 9 All-Star Games ... had 28 points and 22 rebounds in the Big 30 game and 39 points and 17 rebounds in the D9 game ... helped team to two straight league titles ... as a senior his team was District 9 runner-up and a Sweet Sixteen participant in the state playoffs ... team won a game in the state tournament for the first time since 1972 ... finished with 1,703 career points and 955 rebounds ... broke his sister Kristin's school rebounding record ... played AAU basketball at a national level ... averaged 24 points and 12 rebounds for Basketball Stars of America the summer before signing with Bucknell ... geography major.

SESTINA'S CAREER HIGHS

Points:	12	at Wake Forest	11/13/2016
Rebounds:	9	twice	
Assists:	3	vs. Lafayette	2/22/2017
Steals:	2	vs. Fairfield	12/27/2015
Blocks:	2	twice	11/30/2016
FG Made:	5	four times	
FG Attempted:	8	at Wake Forest	11/13/2016
3-pt FG Made:	1	10 times	
3-pt FG Attempted:	3	at Siena	12/17/2016
FT Made:	4	vs. Manhattan	11/11/2016
FT Attempted:	5	vs. Navy	3/5/2017

SESTINA'S SEASON HIGHS

Points:	3	at Monmouth	11/10/2017
Rebounds:	0		
Assists:	0		
Steals:	0		
Blocks:	0		
FG Made:	1	at Monmouth	11/10/2017
FG Attempted:	1	at Monmouth	11/10/2017
3-pt FG Made:	1	at Monmouth	11/10/2017
3-pt FG Attempted:	1	at Monmouth	11/10/2017
FT Made:	0		
FT Attempted:	0		

SESTINA'S CAREER STATISTICS

Year	G	GS	Min.	Avg.	FGM	FGA	Pct.	3FGM	3FGA	Pct.	FTM	FTA	Pct.	OR	DR	Reb.	RPG	PF	DQ	A	TO	BK	ST	Pts.	PPG
2015-16	4	0	32	8.0	6	11	.545	2	3	.667	1	1	1.000	1	4	5	1.3	7	0	3	4	0	2	15	3.8
2016-17	31	0	371	12.0	63	124	.508	7	24	.292	16	23	.696	35	79	114	3.7	57	0	12	27	17	7	149	4.8
2017-18	1	0	7	7.0	1	1	1.000	1	1	1.000	0	0	.000	0	0	0	0.0	2	0	0	0	0	0	3	3.0
TOTAL	36	0	410	11.4	70	136	.515	10	28	.357	17	24	.708	36	83	119	3.3	66	0	15	31	17	9	167	4.6

NATE SESTINA CAREER GAME-BY-GAME

SESTINA'S 2017-18 GAME-BY-GAME STATISTICS

Opponent	Min.	FG-A	Pct.	3FG-A	Pct.	FT-A	Pct.	RB	PF	A	TO	B	S	PTS
Monmouth	7	1-1	1.000	1-1	1.000	0-0	—	0	2	0	0	0	0	3
Arkansas														
UNC														
Maryland														
Siena														
Ball State														
Stony Brook														
St. Joseph's														
Vermont														
Northeastern														
VCU														
Richmond														
La Salle														
American*														
Boston U.*														
Army*														
Lafayette*														
Lehigh*														
Colgate*														
Loyola*														
Holy Cross*														
Navy*														
Boston U.*														
Army*														
Lafayette*														
Lehigh*														
Colgate*														
Loyola*														
Holy Cross*														
Navy*														
American*														

* Patriot League game ^ Patriot League Tournament Games started in **bold**

SESTINA'S 2016-17 GAME-BY-GAME STATISTICS

Opponent	Min.	FG-A	Pct.	3FG-A	Pct.	FT-A	Pct.	RB	PF	A	TO	B	S	PTS
Manhattan	15	3-6	.500	0-1	.000	4-4	1.000	4	3	1	0	1	1	10
Wake Forest	12	5-8	.625	1-1	1.000	1-1	1.000	4	4	0	0	0	0	12
Robert Morris	7	5-5	1.000	0-0	—	0-0	—	4	3	0	1	1	0	10
Butler	18	0-3	.000	0-1	.000	0-0	—	3	3	1	1	1	0	0
Vanderbilt	16	2-3	.667	1-1	1.000	0-0	—	4	1	2	2	1	1	5
Norfolk State	15	3-6	.500	0-1	.000	2-2	1.000	5	1	0	1	0	0	8
No. Colorado	15	3-6	.500	1-1	1.000	0-0	—	5	3	0	1	0	1	7
Richmond	16	2-6	.333	1-1	1.000	0-0	—	5	2	0	1	2	0	5
La Salle	10	3-5	.600	1-2	.500	0-0	—	3	4	0	1	0	0	7
Fairfield	9	1-2	.500	0-0	—	0-0	—	1	0	0	0	0	1	2
Siena	22	2-7	.286	0-3	.000	0-0	—	9	3	0	1	1	0	4
Mt. St. Mary's	7	4-4	1.000	0-0	—	0-0	—	2	2	0	1	0	0	8
Princeton	11	1-6	.167	0-2	.000	0-0	—	0	1	1	1	0	0	2
Navy*	14	0-4	.000	0-1	.000	1-2	.500	5	3	1	1	1	0	1
Army*	8	1-3	.333	0-0	—	0-0	—	3	0	0	0	0	0	2
American*	14	2-6	.333	0-1	.000	1-2	.500	4	2	0	0	2	1	5
Holy Cross*	11	5-5	1.000	0-0	—	0-1	.000	7	2	0	0	1	1	10
Lehigh*	14	1-3	.333	0-1	.000	0-0	—	2	0	1	1	1	0	2
Colgate*	13	1-1	1.000	0-0	—	0-0	—	3	3	0	0	1	0	2
Loyola*	11	1-4	.250	0-1	.000	3-4	.750	2	2	1	0	0	0	5
Boston U.*	7	2-2	1.000	0-0	—	0-0	—	2	0	0	2	1	0	4
Lafayette*	18	1-5	.200	0-2	.000	0-0	—	7	1	0	2	1	0	2
Army*	11	0-0	—	0-0	—	0-0	—	4	2	1	1	1	1	0
American*	10	1-2	.500	0-0	—	1-2	.500	3	0	0	2	0	0	3
Holy Cross*	DNP—INJ													
Lehigh*	DNP—INJ													
Colgate*	DNP—INJ													
Loyola*	DNP—INJ													
Boston U.*	10	0-1	.000	0-0	—	0-0	—	1	3	0	3	0	0	0
Lafayette*	15	3-4	.750	1-1	1.000	0-0	—	9	1	3	1	0	0	7
Navy*	14	5-7	.714	1-1	1.000	0-0	—	4	3	0	0	0	0	11
Army^	6	1-2	.500	0-1	.000	0-0	—	1	0	0	1	1	0	2
Navy^	8	1-1	1.000	0-0	—	3-5	.600	6	3	0	2	0	0	5
Lehigh^	11	4-6	.667	0-1	.000	0-0	—	2	2	0	0	0	0	8
West Virginia+	3	0-1	.000	0-0	—	0-0	—	0	0	0	0	0	0	0

* Patriot League game ^ Patriot League Tourn. + NCAA Tourn. Games started in **bold**

SESTINA'S 2015-16 GAME-BY-GAME STATISTICS

Opponent	Min.	FG-A	Pct.	3FG-A	Pct.	FT-A	Pct.	RB	PF	A	TO	B	S	PTS
Shenandoah	7	1-3	.333	0-1	.000	0-0	—	2	1	2	0	0	0	2
Wake Forest	DNP													
Robert Morris	DNP													
Manhattan	DNP													
Siena	DNP													
Penn State	DNP													
Columbia	DNP													
NC State	DNP													
Mt. St. Mary's	DNP													
Princeton	3	1-2	.500	1-1	1.000	0-0	—	1	2	0	1	0	0	3
Fairfield	16	4-5	.800	1-1	1.000	1-1	1.000	1	3	0	3	0	2	10
Navy*	6	0-1	.000	0-0	—	0-0	—	1	1	1	0	0	0	0
Army*	DNP—INJ													
American*	DNP—INJ													
Holy Cross*	DNP—INJ													
Lehigh*	DNP—INJ													
Colgate*	DNP—INJ													
Loyola*	DNP—INJ													
Boston U.*	DNP—INJ													
Lafayette*	DNP—INJ													
Army*	DNP—INJ													
American*	DNP—INJ													
Holy Cross*	DNP—INJ													
Lehigh*	DNP—INJ													
Colgate*	DNP—INJ													
Loyola*	DNP—INJ													
Boston U.*	DNP—INJ													
Lafayette*	DNP—INJ													
Navy*	DNP—INJ													
Holy Cross^	DNP—INJ													
Monmouth+	DNP—INJ													

* Patriot League game ^ Patriot League Tournament + NIT Games started in **bold**

#3 • JIMMY SOTOS • FRESHMAN • GUARD • 6-3 • 193 • ELK GROVE VILLAGE, ILL. • CONANT


Talented guard with a college-ready game ... has good shooting range but can also score off the dribble or get the ball to the basket ... good basketball sense and passing ability ... also a strong defender ... product of a strong high school program that was competitive in the Chicago area.

2017-18

Made collegiate debut on opening night at Monmouth and hit a key 2nd-half 3FG that broke a 64-64 tie.

HIGH SCHOOL/PERSONAL

James Joseph Sotos ... born Sept. 4, 1998 in Arlington Heights, Ill. ... son of Jim and Katy Sotos ... father played professional basketball in Greece after playing collegiately at Aurora College ... has three older brothers, who all have played college basketball ... the oldest, Tommy, played at the University of Chicago; Christian played at Carroll University; and Danny will be a junior at Lake Forest College ... played three varsity seasons for coach Tom McCormack at Conant High School in Hoffman Estates, Ill. ... grew from 5'2" as a freshman in high school to 6'3" by his senior year ... as a senior helped lead his team to a 27-5 record ... earned *Chicago Sun Times* All-Area honors ... Second Team All-State 3A/4A ... Illinois Prep All-State 4th Team selection ... averaged 16.3 points, 4.4 assists, 4.1 rebounds, 1.8 steals while shooting 48% from the field and 84% from the foul line as a senior ... helped his team to area and conference titles and a berth in the final eight of the state playoffs as a junior ... averaged 16 points and 4.5 assists as a junior, while garnering area and conference player of the year honors ... played AAU ball for Young Legends and played on the Under Armour Circuit.

**SOTOS' CAREER HIGHS**

Points:	4	at Monmouth	11/10/2017
Rebounds:	2	at Monmouth	11/10/2017
Assists:	2	at Monmouth	11/10/2017
Steals:	0		
Blocks:	0		
FG Made:	1	at Monmouth	11/10/2017
FG Attempted:	2	at Monmouth	11/10/2017
3-pt FG Made:	1	at Monmouth	11/10/2017
3-pt FG Attempted:	1	at Monmouth	11/10/2017
FT Made:	1	at Monmouth	11/10/2017
FT Attempted:	2	at Monmouth	11/10/2017

SOTOS' SEASON HIGHS

Points:	4	at Monmouth	11/10/2017
Rebounds:	2	at Monmouth	11/10/2017
Assists:	2	at Monmouth	11/10/2017
Steals:	0		
Blocks:	0		
FG Made:	1	at Monmouth	11/10/2017
FG Attempted:	2	at Monmouth	11/10/2017
3-pt FG Made:	1	at Monmouth	11/10/2017
3-pt FG Attempted:	1	at Monmouth	11/10/2017
FT Made:	1	at Monmouth	11/10/2017
FT Attempted:	2	at Monmouth	11/10/2017

SOTOS' CAREER STATISTICS

Year	G	GS	Min.	Avg.	FGM	FGA	Pct.	3FGM	3FGA	Pct.	FTM	FTA	Pct.	OR	DR	Reb.	RPG	PF	DQ	A	TO	BK	ST	Pts.	PPG
2017-18	1	0	16	16.0	1	2	.500	1	1	1.000	1	2	.500	0	2	2	2.0	1	0	2	0	0	0	4	4.0
TOTAL	1	0	16	16.0	1	2	.500	1	1	1.000	1	2	.500	0	2	2	2.0	1	0	2	0	0	0	4	4.0

JIMMY SOTOS CAREER GAME-BY-GAME

SOTOS' 2017-18 GAME-BY-GAME STATISTICS

Opponent	Min.	FG-A	Pct.	3FG-A	Pct.	FT-A	Pct.	RB	PF	A	TO	B	S	PTS
Monmouth	16	1-2	.500	1-1	1.000	1-2	.500	2	1	2	0	0	0	4
Arkansas														
UNC														
Maryland														
Siena														
Ball State														
Stony Brook														
St. Joseph's														
Vermont														
Northeastern														
VCU														
Richmond														
La Salle														
American*														
Boston U.*														
Army*														
Lafayette*														
Lehigh*														
Colgate*														
Loyola*														
Holy Cross*														
Navy*														
Boston U.*														
Army*														
Lafayette*														
Lehigh*														
Colgate*														
Loyola*														
Holy Cross*														
Navy*														
American*														

* Patriot League game ^ Patriot League Tournament Games started in **bold**

#23 • ZACH THOMAS • SENIOR • FORWARD • 6-7 • 228 • IJAMSVILLE, MD. • OAKDALE

Smooth, versatile forward who has played primarily at the "4" spot ... tremendous offensive player who can shoot, drive and pass ... size and skill makes him very difficult to defend ... biggest adjustment to the college game has been at the defensive end of the floor, but has made big strides there ... became Bucknell's 41st 1,000-point scorer during the 2017 Patriot League championship game win over Lehigh ... ranks 35th on Bucknell's all-time scoring list with 1,053 points.

**2017-18**

Team co-captain ... Preseason All-Patriot League selection ... had quite a season-opener, setting career highs with 31 pts. (12-23 FG, 5-11 3FG, 2-8 FT), 16 reb. ... had 24 pts., 11 reb. in 2nd half alone.

2016-17

Blossomed into one of the Patriot League's elite players ... First Team All-Patriot League and Patriot League Tournament MVP selection ... NABC District 13 First Team All-Star selection ... contributed at a high level in every phase of the game ... led the team in scoring at 15.9 ppg, while shooting 47.4 FG%, 40.9 3FG%, 81.4 FT% ... ranked in the top 15 in the PL in 8 different statistical categories ... only player in the league to rank in the top 10 in scoring (3rd), rebounding (6th) and assists (10th) ... ranked 6th nationally in assists among forwards ... also ranked in the top 10 in the PL in all 3 shooting categories: FG% (9th), 3FG% (5th), FT% (3rd) ... scored in double figures in all but 2 games and had 8 20-pt. games ... 5 double-doubles ... 558 pts. rank 7th on Bucknell's single-season chart ... 140 made FTs are 8th-most in a season at Bucknell ... first Bison to record 500 pts. and 100 asst. in a season since J.R. Holden in 1997-98 ... had a monster game on opening night vs. Manhattan, with 25 pts. (7-12 FG, 10-14 FT), 8 reb., 5 asst., 2 blk, 2 stl. ... 25 pts. tied his career high ... point total was the highest by a Bucknell player on opening night since Bryan Bailey scored 31 against Central Connecticut State on Nov. 16, 2001 ... led the team in scoring again at Wake Forest with 16 pts. (6-12 FG, 3-5 3FG) ... just missed a triple-double vs. Robert Morris: 19 pts., 11 reb., 8 asst. ... became the first Bucknell player to record 60 points in the first three games of the season since Chris Simpson netted 62 to open the 1993-94 season ... led team with 17 pts. (7-11 FG) in win at Vanderbilt ... tied for team-high scoring honors with 14 pts. vs. Norfolk State ... led squad with 22 pts. (7-14 FG, 3-4 3FG) in win over Northern Colorado ... 14 pts., 7 reb., 5 asst. in home win over Richmond ... led team with 19 pts. at Siena ... had another strong all-around game in a home win over Mount St. Mary's: 16 pts., 8 reb., 7 asst., 4 blk., 3 stl. ... wrapped up non-league play with 21 pts. (5-9 FG, 4-5 3FG, 7-9 FT), 11 reb. vs. Princeton ... was having a rough night at Navy, but scored all 5 of his pts. in big spots in the final 3 min. to help Bucknell complete a comeback win ... bounced back with 19 pts. in home win over Army ... big game at Holy Cross with 11 pts. (5-7 FG, 1-1 3FG), 9 reb., 5 asst. ... double-double in home win over Loyola with 18 pts. (8-10 FG, 2-2 3FG), 11 reb. ... tough shooting night vs. Boston U. (1-10 FG), but hit a huge 3FG with 0:50 left and tied career high with 8 asst. ... came back with a double-double (14 pts., 10 reb.) in road win at Lafayette ... big day at West Point with 17 pts. (8-12 FG), 6 reb., 6 asst. ... attempted then-career-high 17 FG (8-17) and finished with 21 pts., 9 reb., 5 asst. in home win over American ... huge night in home win over Holy Cross, finishing with career-high 27 pts. on only 9 FGA (7-9 FG, 4-5 3FG, 9-10 FT) along with 6 reb., 3 asst. ... made it 3 straight 20-pt. games with 20 pts., 10 reb. at Lehigh ... 17 pts. and career-high 4 stl. in home win over Colgate ... tallied 13 pts. (3-5 FG, 2-2 3G, 5-6 FT), 5 reb., 5 asst., 5 stl. at Loyola despite some foul trouble ... another strong all-around night with 20 pts. (6-12 FG, 4-8 3FG, 4-5 FT), 7 reb., 7 asst. in home rout of Lafayette ... 14 pts., 7 reb., 5 asst., 3 stl. in PL Tourney win over Army ... in PL Semi win over Navy had game-high 22 pts. (8-13 FG, 5-6 FT), 5 asst. ... tallied 17 pts., 9 reb., 7 asst. in championship-game win over Lehigh ... averaged 17.7 ppg, 6.3 rpg, 5.7 apg in postseason and earned PL Tournament MVP honors ... tallied 13 pts., 6 reb. in NCAA Tournament game vs. West Virginia.

2015-16

Appeared in 29 games with 12 starts at forward ... started the 1st 11 games of season at the 4 spot, and then primarily came off the bench after returning from an ankle injury ... was Bucknell's 3rd-leading scorer at 10.3 ppg and No. 2 rebounder at 5.7 rpg ... shot 46.6 FG%, 37.2 3FG%, 69.6 FT% ... scored in double figures 17 times and had double-figure rebounds 5 times (5 double-doubles) ... ranked 10th in the Patriot League in rebounding, 12th in 3FG%, 14th in FG%, 30th in scoring ... had a big game vs. Wake Forest with 18 pts. (7-12 FG, 2-5 3FG, 2-2 FT), 3 asst., 2 stl. in 29 min. ... scored 10 of team's first 12 pts. ... got out to another fast start at Robert Morris, scoring 8 of team's first 10 pts. en route to 19-pt. night ... posted 1st double-double of season with 15 pts., 10 reb. in win at Manhattan ... made then-career-high 8 FGs and had 20 pts., 6 reb., vs. Siena ... tallied 11 pts., 10 reb. vs. Columbia ... had a huge game at N.C. State, setting career highs with 25 pts. (9-16 FG, 4-5 3FG, 3-4 FT), 5 asst., 3 stl. ... limited to 4 min. vs. Fairfield and then missed the Navy home game and Army away game due to ankle injury ... was hobbled by the injury upon returning to the lineup as a reserve, before breaking out again with 11 pts., 8 reb., 2 blk. in win at Loyola ... followed that up with 13 pts., 7 reb. in win at Boston U. ... 11 pts., 8 reb. in home win over Lafayette ... big day in win at Holy Cross with 14 pts. (5-7 FG, 4-5 3FG), 10 reb. in 22 min. ... led team with 17 pts. (6-8 FG, 3-4 3FG, 2-2 FT) in home game vs. Lehigh ... double-double with 15 pts., 10 reb. at Colgate ... went 8-12 FT, tying career high for attempts ... had a huge game vs. Holy Cross in PL Quarterfinals, with 19 pts. (6-10 FG, 4-6 3FG, 3-4 FT), 10 reb., 3 asst. ... hit a go-ahead 3FG with 0:43 left in regulation and 2 big FTs with 0:09 left in the first OT period to put Bucknell up 3, but Holy Cross

THOMAS' CAREER HIGHS

Points:	31	at Monmouth	11/10/2017
Rebounds:	16	at Monmouth	11/10/2017
Assists:	8	twice	
Steals:	5	at Loyola	2/15/2017
Blocks:	4	vs. Mount St. Mary's	12/19/2016
FG Made:	12	at Monmouth	11/10/2017
FG Attempted:	23	at Monmouth	11/10/2017
3-pt FG Made:	5	twice	
3-pt FG Attempted:	11	at Monmouth	11/10/2017
FT Made:	10	four times	
FT Attempted:	14	vs. Manhattan	11/11/2016

THOMAS' SEASON HIGHS

Points:	31	at Monmouth	11/10/2017
Rebounds:	16	at Monmouth	11/10/2017
Assists:	0		
Steals:	1	at Monmouth	11/10/2017
Blocks:	2	at Monmouth	11/10/2017
FG Made:	12	at Monmouth	11/10/2017
FG Attempted:	23	at Monmouth	11/10/2017
3-pt FG Made:	5	at Monmouth	11/10/2017
3-pt FG Attempted:	11	at Monmouth	11/10/2017
FT Made:	2	at Monmouth	11/10/2017
FT Attempted:	8	at Monmouth	11/10/2017

THOMAS' CAREER STATISTICS

Year	G	GS	Min.	Avg.	FGM	FGA	Pct.	3FGM	3FGA	Pct.	FTM	FTA	Pct.	OR	DR	Reb.	RPG	PF	DQ	A	TO	BK	ST	Pts.	PPG
2014-15	22	9	356	16.2	45	98	.459	18	35	.514	56	74	.757	21	63	84	3.8	36	0	19	29	6	8	164	7.5
2015-16	29	12	606	20.9	102	219	.466	32	86	.372	64	92	.696	32	133	165	5.7	66	1	42	47	13	20	300	10.3
2016-17	35	34	1041	29.7	181	382	.474	56	137	.409	140	172	.814	39	191	230	6.6	82	0	120	108	17	39	558	15.9
2017-18	1	1	35	35.0	12	23	.522	5	11	.455	2	8	.250	3	13	16	16.0	2	0	0	4	2	1	31	31.0
TOTAL	87	56	2038	23.4	340	722	.471	111	269	.413	262	346	.757	95	400	495	5.7	186	1	181	188	38	68	1053	12.1

ZACH THOMAS (Continued)

rallied both times and won in 2OT ... tallied 15 pts., 7 reb., 4 asst, 2 blk. in NIT game at Monmouth.

2014-15

After seeing limited action in November and December, burst into the rotation with a memorable 21-pt., 8-reb. performance against Lafayette on Jan. 7 ... was a frontcourt regular throughout Patriot League play, and he was a starter in the final nine games of the season ... played in 22 games in total, averaging 7.5 ppg and 3.8 rpg ... team's No. 3 scorer ... shot 45.9 FG%, 51.4 3FG% and 75.7 FT% ... made his first 6 collegiate 3FG attempts ... made 13 of 18 3FG attempts at home ... made collegiate debut at Michigan and recorded 2 pts., 2 reb. ... scored 4 pts. at Toledo ... had a dunk, 3 reb. and 1 asst. in 2 min. vs. Case Western ... breakout game came in home win over Lafayette, when he played 20 min. and piled up 21 pts. (7-11 FG, 4-4 3FG, 3-5 FT), 8 reb. and no TOs ... had just 8 pts. in 17 min. all season before the Lafayette game ... missed the following game at Holy Cross after injuring his thumb in practice ... returned vs. Navy and scored 5 pts., including a 3FG ... hit another 3FG to make him 6-6 on season and scored 8 pts. (3-3 FG) in home win over Army ... had a remarkable performance in a come-from-behind win over Lehigh ... scored 15 of his 19 pts. (5-7 FG, 3-3 3FG, 6-9 FT) in final 6:27 of game, including 12 in 1:46 as Bucknell rallied from 16 down with 9:00 to play ... recorded 1st career double-double with 12 pts. (1-2 FG, 10-12 FT), 11 reb. vs. Holy Cross ... hit 9-9 FT in 2nd half of that win ... made 1st career start in win at Navy ... hit 5-7 3FG and had 17 pts. in win at Army ... just missed a double-double with 13 pts., 9 reb. in home win over Loyola ... recorded 2nd double-double with 12 pts., 10 reb. (4-5 FG, 4-5 FT) in title-clinching win at American ... made postseason debut with 19 pts. (4-5 FG, 1-2 3FG, 10-12 FT) in win over Holy Cross ... tallied 15 pts. (4-6 FG, 2-3 3FG, 5-5 FT) along with 6 reb. in PL semifinals vs. Lafayette.

HIGH SCHOOL/PERSONAL

Full name is Zachary Ryan Thomas ... born June 21, 1996 in Maplewood, Minn. ... son of Eric and Maureen Thomas ... has an older brother, Kyle ... 2014 graduate of Oakdale High School ... broke school records for points (2,281) and rebounds (864) during an outstanding basketball career ... graduated as the No. 2 all-time scoring leader in Maryland public school history and as the all-time scoring leader in Frederick County ... averaged 25.0 points per game as a senior and 22.6 for his career ... single-game high was 45 points ... also averaged 9.5 rebounds, 3.0 assists and 2.0 blocks as a senior, when he led Oakdale to a 22-5 record and a berth in the state championship game ... team made the state semifinals with a 22-4 record in 2013 ... four-year team captain ... three-time *Frederick News Post* Player of the Year ... first team all-state in 2014 and fourth team all-state in 2013 ... named to DMVelite All-Star Team ... Maryland Crab Ball Classic State All-Star ... Round Ball Classic All-Star ... named school's Male Scholar-Athlete of the Year ... played AAU ball for Mid-Atlantic Select ... also played two years of varsity soccer and was an honorable mention all-area selection in 2011 ... majoring in biomedical engineering ... member of 2015 and 2016 Patriot League Academic Honor Roll.

[illegible]

Opponent	Min.	FG-A	Pct.	3FG-A	Pct.	FT-A	Pct.	RB	PF	A	TO	B	S	PTS
Shenandoah	19	1-5	.200	0-3	.000	1-3	.333	6	1	4	1	2	0	3
Wake Forest	29	7-12	.583	2-5	.400	2-2	1.000	2	3	3	2	0	2	18
Robert Morris	24	7-14	.500	0-1	.000	5-5	1.000	6	3	1	2	0	1	19
Manhattan	27	4-9	.444	1-3	.333	6-9	.667	10	3	1	3	0	1	15
Siena	33	8-13	.615	1-4	.250	3-4	.750	6	2	0	2	0	1	20
Penn State	25	4-9	.444	1-3	.333	5-6	.833	4	3	0	2	0	1	14
Columbia	25	4-12	.333	1-7	.143	2-2	1.000	10	3	2	2	1	2	11
NC State	30	9-16	.563	4-5	.800	3-4	.750	3	2	5	3	0	3	25
Mt. St. Mary's	15	3-8	.375	0-2	.000	0-0	—	4	3	4	4	0	0	6
Princeton	24	6-12	.500	1-3	.333	3-4	.750	3	1	1	0	0	2	16
Fairfield	4	0-2	.000	0-0	—	0-0	—	1	0	0	1	0	0	0
Navy*	DNP—INJ													
Army*	DNP—INJ													
American*	9	0-1	.000	0-0	—	0-0	—	1	0	1	0	0	1	0
Holy Cross*	13	0-1	.000	0-0	—	0-2	.000	2	3	0	1	0	1	0
Lehigh*	11	0-3	.000	0-1	.000	0-0	—	3	3	0	1	0	0	0
Colgate*	10	1-1	1.000	0-0	—	1-2	.500	4	2	0	4	0	0	2
Loyola*	24	2-6	.333	2-4	.500	5-6	.833	8	3	0	0	2	1	11
Boston U.*	24	4-6	.667	1-2	.500	4-5	.800	7	5	1	3	0	0	13
Lafayette*	20	3-7	.429	1-3	.333	4-7	.571	8	3	2	1	0	1	11
Army*	18	1-4	.250	1-2	.500	1-2	.500	8	3	2	3	2	1	4
American*	15	2-4	.500	0-2	.000	0-1	.000	3	1	1	3	0	0	4
Holy Cross*	22	5-7	.714	4-5	.800	0-1	.000	10	1	1	0	1	0	14
Lehigh*	24	6-8	.750	3-4	.750	2-2	1.000	6	3	0	4	0	1	17
Colgate*	24	3-8	.375	1-3	.333	8-12	.667	10	1	1	0	1	0	15
Loyola*	17	4-9	.444	2-4	.500	0-1	.000	6	1	0	0	0	0	10
Boston U.*	9	3-4	.750	0-1	.000	0-0	—	1	3	0	1	0	0	6
Lafayette*	28	2-11	.182	1-8	.125	0-1	.000	8	3	3	0	1	0	5
Navy*	15	2-5	.400	0-1	.000	2-2	1.000	8	2	2	1	0	1	6
Holy Cross^	34	6-10	.600	4-6	.667	3-4	.750	10	4	3	0	1	0	19
Monmouth+	34	5-12	.417	1-4	.250	4-5	.800	7	1	4	3	2	0	15

Opponent	Min.	FG-A	Pct.	3FG-A	Pct.	FT-A	Pct.	RB	PF	A	TO	B	S	PTS
Manhattan	33	7-12	.583	1-3	.333	10-14	.714	8	3	5	4	2	2	25
Wake Forest	30	6-12	.500	3-5	.600	1-1	1.000	3	4	1	3	0	0	16
Robert Morris	32	6-13	.462	2-6	.333	5-6	.833	11	1	8	3	0	1	19
Butler	28	3-11	.272	2-6	.333	4-4	1.000	5	1	2	4	0	2	12
Vanderbilt	29	7-11	.636	1-3	.333	2-2	1.000	4	1	0	1	1	0	17
Norfolk State	20	4-7	.571	2-4	.500	4-4	1.000	4	3	0	1	0	0	14
No. Colorado	35	7-14	.500	3-4	.750	5-6	.833	7	2	1	4	1	1	22
Richmond	32	4-11	.364	2-4	.500	4-6	.667	7	1	5	3	0	0	14
La Salle	25	5-7	.714	0-1	.000	0-0	—	2	2	1	4	0	1	10
Fairfield	30	4-9	.444	1-4	.250	2-2	1.000	8	2	3	4	0	2	11
Siena	31	4-11	.364	1-6	.167	10-11	.909	5	3	1	3	0	1	19
Mt. St. Mary's	33	4-13	.308	1-4	.250	7-8	.875	8	4	7	3	4	3	16
Princeton	33	5-9	.556	4-5	.800	7-9	.778	11	4	1	5	0	1	21
Navy*	22	2-5	.400	0-2	.000	1-3	.333	3	2	3	5	0	0	5
Army*	32	6-11	.545	1-3	.333	6-8	.750	4	2	2	0	0	0	19
American*	31	5-10	.500	2-3	.667	4-6	.667	6	3	1	7	0	1	16
Holy Cross*	27	5-7	.714	1-1	1.000	0-0	—	9	3	5	1	0	0	11
Lehigh*	26	4-9	.444	1-4	.250	2-2	1.000	5	0	5	4	0	1	11
Colgate*	28	4-9	.444	2-2	1.000	5-8	.625	8	1	2	2	1	0	15
Loyola*	28	8-10	.800	2-2	1.000	0-0	—	11	3	3	1	0	0	18
Boston U.*	35	1-10	.100	1-3	.333	2-2	1.000	6	3	8	5	2	2	5
Lafayette*	27	3-8	.375	0-2	.000	8-9	.889	10	2	2	1	1	2	14
Army*	28	8-12	.750	0-1	.000	1-1	1.000	6	1	6	3	0	1	17
American*	30	8-17	.471	1-6	.167	4-5	.800	9	1	5	3	0	1	21
Holy Cross*	33	7-9	.778	4-5	.800	9-10	.900	6	2	3	4	0	0	27
Lehigh*	34	6-18	.333	3-7	.429	5-6	.833	10	2	2	2	1	0	20
Colgate*	31	5-10	.500	1-3	.333	6-6	1.000	3	3	3	2	0	4	17
Loyola*	25	3-5	.600	2-2	1.000	5-6	.833	5	4	5	3	2	5	13
Boston U.*	31	4-11	.364	3-8	.375	4-4	1.000	7	1	2	4	0	1	15
Lafayette*	28	6-12	.500	4-8	.500	4-5	.800	7	3	7	2	0	1	20
Navy*	22	5-13	.385	1-6	.167	1-2	.500	7	4	2	4	0	0	12
Army^	33	6-16	.375	2-5	.400	0-1	.000	7	3	5	2	0	3	14
Navy^	28	8-13	.615	1-3	.333	5-6	.833	3	4	5	5	0	2	22
Lehigh^	34	8-18	.444	1-4	.250	0-0	—	9	0	7	2	2	0	17
West Virginia+	37	3-9	.333	0-2	.000	7-9	.778	6	4	2	4	0	1	13

Opponent	Min.	FG-A	Pct.	3FG-A	Pct.	FT-A	Pct.	RB	PF	A	TO	B	S	PTS
Marist		DNP												
Michigan	5	0-0	—	0-0	—	2-2	1.000	2	1	0	1	0	0	2
Villanova		DNP												
Mt. St. Mary's		DNP												
Toledo	8	1-3	.333	0-0	—	2-2	1.000	1	0	0	1	0	0	4
UMES		DNP												
Penn State		DNP												
Fairfield		DNP												
Columbia	2	0-0	—	0-0	—	0-0	—	0	0	0	0	0	0	0
Albany		DNP												
Case Western	2	1-1	1.000	0-0	—	0-0	—	3	0	1	0	0	0	2
Wake Forest		DNP												
Siena		DNP												
American*		DNP												
Colgate*		DNP												
Lafayette*	20	7-11	.636	4-4	1.000	3-5	.600	8	2	1	0	0	0	21
Holy Cross*	DNP—INJ													
Navy*	17	2-5	.400	1-1	1.000	0-0	—	2	0	0	1	0	0	5
Army*	13	3-3	1.000	1-1	1.000	1-2	.500	3	0	0	2	0	0	8
Loyola*	5	0-1	.000	0-1	.000	0-0	—	0	2	0	1	0	0	0
Boston U.*	9	1-3	.333	0-0	.000	0-0	—	0	2	2	1	0	2	2
Lehigh*	20	5-7	.714	3-3	1.000	6-9	.667	4	3	0	0	0	0	19
Colgate*	8	0-0	—	0-0	—	0-0	—	2	1	0	3	0	0	0
Lafayette*	10	0-4	.000	0-4	.000	0-0	—	1	2	1	0	0	0	0
Holy Cross*	19	1-2	.500	0-0	—	10-12	.833	11	1	1	0	0	1	12
Navy*	22	1-3	.333	0-0	—	1-2	.500	5	1	0	3	0	0	3
Army*	26	6-11	.545	5-7	.714	3-4	.750	3	3	2	4	1	2	17
Loyola*	31	4-9	.444	1-3	.333	4-7	.571	9	3	1	1	1	0	13
Boston U.*	17	0-4	.000	0-1	.000	2-2	1.000	5	3	2	1	0	0	2
Lehigh*	17	1-8	.125	0-2	.000	4-5	.800	2	1	2	0	0	1	6
American*	33	4-5	.800	0-0	—	4-5	.800	10	3	3	3	1	1	12
Holy Cross^	30	4-5	.800	1-2	.500	10-12	.833	3	2	0	3	1	0	19
Lafayette^	27	4-6	.667	2-3	.667	5-5	1.000	6	3	1	2	1	0	15
Temple+	18	0-7	.000	0-3	.000	2-4	.500	4	3	2	2	1	1	2

* Patriot League game ^ Patriot League Tournament + NIT Games started in **bold**

#11 • AVI TOOMER • SOPHOMORE • GUARD • 6-3 • 188 • ATLANTA, GA. • GRADY

Brings excellent speed and quickness to the Bucknell backcourt ... has the ability to shoot off the dribble and knock down the open 3 ... has improved his outside shot and also likes to get to the basket ... came to Bucknell as a college-ready defender, a trait that earned him immediate playing time as a freshman.

**2016-17**

Played in every game as a rookie, with his minutes rising as the season progressed ... started the Patriot League opener at Navy after Nate Jones went down with an injury and started every game (22) thereafter ... not a prolific scorer at this stage of his career, but defense was his ticket to playing time ... often matched up with the opposition's top scoring guard ... tallied 3.2 ppg and 2.3 rpg ... shot 45.7 FG% and his 15-42 (.357) from 3FG ... averaged 1.1 spg ... debuted on opening night vs. Manhattan and made his only FG attempt in 6 min. ... played 20 min. in win at Vanderbilt ... scored 5 pts. and played strong defense ... strong performance in a win over Norfolk State, where he had 8 pts. (3-5 3FG, 1-2 3FG), 4 reb., 3 asst. ... also locked up high-scoring guard Jonathan Wade, who came in averaging 20.0 ppg but was held to 13 pts., 6 TOs ... made 1st career start in win at Navy ... one game later had his best game to date, with 11 pts. (5-9 FG, 1-3 3FG), 5 reb., 3 stl., 0 TO in 28 min. in home win over Army ... had 9 pts. (3-6 FG, 2-4 3FG), 3 stl., 2 asst. in home win over Loyola ... all 3 stl. came in 1st half ... played a critical role in the home win over Boston U., even though he did not attempt a FG in 30 min. ... went 8-12 from FT line, had 3 stl., and held First Team All-PL guard Eric Fanning without a FG ... another big game vs. Army at West Point with 8 pts., 4 reb., 3 asst., 3 stl., 0 TO ... set career highs with 9 reb., 6 asst. in PL title game win over Lehigh ... made only 1 FG in that game, but it was a 3FG with 0:03 left in the 1st half that gave the Bison the lead for good ... had 3 pts., 2 reb., 2 asst. vs. West Virginia in NCAA Tournament.

HIGH SCHOOL/PERSONAL

Full name is Avi Christopher Khari Toomer ... born Sept. 19, 1997 in Cincinnati, Ohio ... parents are Dwayne Toomer and Tracey Martin-Toomer ... has a sister, Ayanna ... 2016 graduate of Grady High School ... as a senior was named Region 6AAAA Player of the Year and First Team All-State after leading his team to the state semifinals and a school-record 28 wins ... averaged 23.6 points, 9.5 rebounds, 2.8 assists and 2.7 steals per game as a senior ... shot 66% from the field and 50% from 3-point range ... graduated with more than 1,500 points, 500 rebounds and 200 assists ... had a 52-point game, which was the highest in the state of Georgia that season ... as a junior in 2015 earned First Team All-Region 6AAAA honors and was runner-up for 6AAAA Player of the Year ... 2015 *Atlanta Journal Constitution* Second Team All-State ... team MVP after tallying 19.8 points, 7.6 rebounds, 2.2 assists per game ... Second Team All-Region as a sophomore in 2014 ... played AAU ball for the Georgia Heat and was team MVP from 2011-14 ... also played for the Atlanta Express ... major is undeclared.

TOOMER'S CAREER HIGHS

Points:	11	vs. Army West Point	1/2/2017
Rebounds:	9	vs. Lehigh	3/8/2017
Assists:	6	vs. Lehigh	3/8/2017
Steals:	3	five times	
Blocks:	1	twice	
FG Made:	5	vs. Army West Point	1/2/2017
FG Attempted:	9	vs. Army West Point	1/2/2017
3-pt FG Made:	2	twice	
3-pt FG Attempted:	4	vs. Loyola	1/18/2017
FT Made:	8	vs. Boston University	1/21/2017
FT Attempted:	12	vs. Boston University	1/21/2017

TOOMER'S SEASON HIGHS

Points:	6	at Monmouth	11/10/2017
Rebounds:	1	at Monmouth	11/10/2017
Assists:	3	at Monmouth	11/10/2017
Steals:	1	at Monmouth	11/10/2017
Blocks:	0		
FG Made:	2	at Monmouth	11/10/2017
FG Attempted:	5	at Monmouth	11/10/2017
3-pt FG Made:	2	at Monmouth	11/10/2017
3-pt FG Attempted:	5	at Monmouth	11/10/2017
FT Made:	0		
FT Attempted:	0		

TOOMER'S CAREER STATISTICS

Year	G	GS	Min.	Avg.	FGM	FGA	Pct.	3FGM	3FGA	Pct.	FTM	FTA	Pct.	OR	DR	Reb.	RPG	PF	DQ	A	TO	BK	ST	Pts.	PPG
2016-17	35	22	676	19.3	37	81	.457	15	42	.357	22	46	.478	16	64	80	2.3	70	1	33	39	2	36	111	3.2
2017-18	1	0	23	23.0	2	5	.400	2	5	.400	0	0	.000	1	0	1	1.0	4	0	3	0	0	1	6	6.0
TOTAL	36	22	699	19.4	39	86	.453	17	47	.362	22	46	.478	17	64	81	2.3	74	1	36	39	2	37	117	3.3

AVI TOOMER CAREER GAME-BY-GAME

TOOMER'S 2017-18 GAME-BY-GAME STATISTICS

Opponent	Min.	FG-A	Pct.	3FG-A	Pct.	FT-A	Pct.	RB	PF	A	TO	B	S	PTS
Monmouth	23	2-5	.400	2-5	.400	0-0	—	1	4	3	0	0	1	6
Arkansas														
UNC														
Maryland														
Siena														
Ball State														
Stony Brook														
St. Joseph's														
Vermont														
Northeastern														
VCU														
Richmond														
La Salle														
American*														
Boston U.*														
Army*														
Lafayette*														
Lehigh*														
Colgate*														
Loyola*														
Holy Cross*														
Navy*														
Boston U.*														
Army*														
Lafayette*														
Lehigh*														
Colgate*														
Loyola*														
Holy Cross*														
Navy*														
American*														

* Patriot League game ^ Patriot League Tournament Games started in **bold**

TOOMER'S 2016-17 GAME-BY-GAME STATISTICS

Opponent	Min.	FG-A	Pct.	3FG-A	Pct.	FT-A	Pct.	RB	PF	A	TO	B	S	PTS
Manhattan	6	1-1	1.000	0-0	—	0-0	—	1	0	0	1	0	0	2
Wake Forest	4	0-1	.000	0-0	—	0-0	—	0	0	1	0	0	0	0
Robert Morris	12	0-3	.000	0-2	.000	0-2	.000	3	1	0	1	1	0	0
Butler	14	0-1	.000	0-0	—	0-0	—	0	0	1	0	0	0	0
Vanderbilt	20	2-4	.500	0-2	.000	1-2	.500	1	2	1	0	0	2	5
Norfolk State	25	3-5	.600	1-2	.500	1-4	.250	4	1	3	0	0	1	8
No. Colorado	7	0-0	—	0-0	—	0-0	—	0	0	0	0	0	0	0
Richmond	5	0-1	.000	0-1	.000	0-0	—	0	2	0	1	0	0	0
La Salle	7	0-0	—	0-0	—	0-0	—	0	2	0	2	0	0	0
Fairfield	12	1-2	.500	0-0	—	0-1	.000	1	2	0	2	0	0	2
Siena	9	1-1	1.000	1-1	1.000	0-0	—	0	0	0	0	0	0	3
Mt. St. Mary's	10	0-0	—	0-0	—	0-0	—	1	2	0	0	0	1	0
Princeton	11	1-1	1.000	1-1	1.000	0-0	—	1	2	0	1	0	1	3
Navy*	16	1-4	.250	0-2	.000	0-2	.000	2	3	0	1	0	0	2
Army*	28	5-9	.556	1-3	.333	0-0	—	5	2	1	0	0	3	11
American*	25	0-0	—	0-0	—	0-0	—	2	4	1	1	0	2	0
Holy Cross*	23	2-3	.667	1-2	.500	0-0	—	1	1	0	1	0	1	5
Lehigh*	29	2-3	.667	1-1	1.000	0-0	—	3	3	2	0	0	0	5
Colgate*	31	1-3	.333	1-2	.500	3-4	.750	2	1	1	3	0	1	6
Loyola*	28	3-6	.500	2-4	.500	1-2	.500	0	5	2	2	0	3	9
Boston U.*	30	0-0	—	0-0	—	8-12	.667	4	2	1	2	0	3	8
Lafayette*	15	0-1	.000	0-1	.000	0-0	—	1	2	0	0	0	1	0
Army*	29	3-5	.600	1-3	.333	1-2	.500	4	3	3	0	0	3	8
American*	27	1-1	1.000	0-0	—	0-0	—	5	3	1	3	0	1	2
Holy Cross*	22	1-2	.500	1-2	.500	4-4	1.000	4	4	1	1	0	1	7
Lehigh*	23	0-0	—	0-0	—	0-0	—	0	2	1	2	0	0	0
Colgate*	27	1-3	.333	0-2	.000	1-4	.250	2	1	0	3	0	2	3
Loyola*	21	1-2	.500	0-1	.000	1-2	.500	2	3	1	2	0	0	3
Boston U.*	27	1-2	.500	0-1	.000	0-0	—	4	3	1	2	0	2	2
Lafayette*	12	2-4	.500	1-2	.500	0-0	—	2	3	0	0	0	2	5
Navy*	22	0-0	—	0-0	—	0-0	—	5	2	2	4	1	3	0
Army^	22	2-4	.500	2-3	.667	0-2	.000	6	2	1	1	0	0	6
Navy^	27	0-1	.000	0-0	—	0-0	—	3	4	0	0	0	0	0
Lehigh^	26	1-6	.167	1-3	.333	0-1	.000	9	1	6	1	0	2	3
West Virginia+	24	1-2	.500	0-1	.000	1-2	.500	2	2	2	2	0	0	3

* Patriot League game ^ Patriot League Tourn. + NCAA Tourn. Games started in **bold**

2017-18 BUCKNELL ALPHABETICAL ROSTER

No.		Name	Cl.	Pos.	Ht.	Wt.	Hometown/Secondary School
2	***	Stephen Brown	Sr.	G	5-11	160	Manassas, Va./Christ Chapel
20	***	Nana Foulland	Sr.	C	6-10	235	Reading, Pa./Berks Catholic
15	**	Nate Jones	Jr.	G	6-5	209	Radford, Va./Radford
1	**	Kimbal Mackenzie	Jr.	G	6-1	195	Oakville, Ontario/John Carroll (Md.)
12		John Meeks	Fr.	F	6-6	225	Burlington, N.C./The Burlington School
13	*	Bruce Moore	So.	F	6-8	213	Randallstown, Md./McDonogh
0		Paul Newman	Fr.	C	6-9	244	Philadelphia, Pa./Roman Catholic/St. Andrew's (R.I.)
22	**	Matt O'Reilly	Jr.	G	6-3	195	Moraga, Calif./Prolific Prep Academy
14	*	Ben Robertson	So.	F	6-5	200	High Point, N.C./High Point Christian
5		Jordan Sechan	Fr.	G	6-0	168	New Canaan, Conn./Northfield Mt. Hermon (Mass.)
4	**	Nate Sestina	Jr.	C	6-9	247	Emporium, Pa./Cameron County
3		Jimmy Sotos	Fr.	G	6-3	193	Elk Grove Village, Ill./Conant
23	***	Zach Thomas	Sr.	F	6-7	228	Ijamsville, Md./Oakdale
11	*	Avi Toomer	So.	G	6-3	188	Atlanta, Ga./Grady

2017-18 BUCKNELL NUMERICAL ROSTER

No.		Name	Cl.	Pos.	Ht.	Wt.	Hometown/Secondary School
0		Paul Newman	Fr.	C	6-9	244	Philadelphia, Pa./Roman Catholic/St. Andrew's (R.I.)
1	**	Kimbal Mackenzie	Jr.	G	6-1	195	Oakville, Ontario/John Carroll (Md.)
2	***	Stephen Brown	Sr.	G	5-11	160	Manassas, Va./Christ Chapel
3		Jimmy Sotos	Fr.	G	6-3	193	Elk Grove Village, Ill./Conant
4	**	Nate Sestina	Jr.	C	6-9	247	Emporium, Pa./Cameron County
5		Jordan Sechan	Fr.	G	6-0	168	New Canaan, Conn./Northfield Mt. Hermon (Mass.)
11	*	Avi Toomer	So.	G	6-3	188	Atlanta, Ga./Grady
12		John Meeks	Fr.	F	6-6	225	Burlington, N.C./The Burlington School
13	*	Bruce Moore	So.	F	6-8	213	Randallstown, Md./McDonogh
14	*	Ben Robertson	So.	F	6-5	200	High Point, N.C./High Point Christian
15	**	Nate Jones	Jr.	G	6-5	209	Radford, Va./Radford
20	***	Nana Foulland	Sr.	C	6-10	235	Reading, Pa./Berks Catholic
22	**	Matt O'Reilly	Jr.	G	6-3	195	Moraga, Calif./Prolific Prep Academy
23	***	Zach Thomas	Sr.	F	6-7	228	Ijamsville, Md./Oakdale


* Letters won

Head Coach: Nathan Davis (Randolph-Macon '97, 3rd season)**Assistant Coaches:** Paul Harrison (Washington & Lee '93), John Griffin (Bucknell '08), Joe Meehan (Lebanon Valley '12)**Manager of Basketball Operations:** Johnathan Brown (Dominican '14)**PRONUNCIATIONS**

Nana Foulland	NON-a FALL-and
Sechan	SEE-chin
Sestina	ses-TEEN-a
Sojka Pavilion (home court)	SOY-ka
Sotos	SOH-tose
Avi Toomer	AH-vee TOO-mer



PAUL NEWMAN
FR • C • 6-9 • 244
PHILADELPHIA, PA. **0**




KIMBAL MACKENZIE
JR • G • 6-1 • 195
OAKVILLE, ONTARIO **1**



STEPHEN BROWN
JR • G • 5-11 • 160
MANASSAS, VA. **2**



JIMMY SOTOS
FR • G • 6-3 • 193
ELK GROVE VILLAGE, ILL. **3**



NATE SESTINA
JR • C • 6-9 • 247
EMPORIUM, PA. **4**



JORDAN SECHAN
FR • G • 6-0 • 168
NEW CANAAN, CONN. **5**



AVI TOOMER
SO • G • 6-3 • 188
ATLANTA, GA. **11**




JOHN MEEKS
FR • F • 6-6 • 225
BURLINGTON, N.C. **12**



BRUCE MOORE
SO • F • 6-8 • 213
RANDALLSTOWN, MD. **13**




BEN ROBERTSON
SO • G • 6-5 • 200
HIGH POINT, N.C. **14**



NATE JONES
JR • C • 6-5 • 209
RADFORD, VA. **15**



NANA FOULLAND
SR • C • 6-10 • 235
READING, PA. **20**



MATT O'REILLY
JR • G • 6-3 • 195
MORAGA, CALIF. **22**



ZACH THOMAS
SR • F • 6-7 • 228
IJAMSVILLE, MD. **23**



NATHAN DAVIS
HEAD COACH
3RD SEASON



PAUL HARRISON
ASSISTANT COACH
3RD SEASON



JOHN GRIFFIN
ASSISTANT COACH
3RD SEASON



JOE MEEHAN
ASSISTANT COACH
3RD SEASON



JOHNATHAN BROWN
MANAGER OF BASKETBALL OPS.
2ND SEASON