



2017-18 AUBURN MEN'S BASKETBALL

AUBURN ATHLETICS COMMUNICATIONS: 392 SOUTH DONAHUE DRIVE || AUBURN, AL 36830 || AUBURNTIGERS.COM || @AUBURNMBB

SCHEDULE/RESULTS

Date	Opponent	Time/Result
Nov. 10	Norfolk State (SECN+)	W, 102-74
Nov. 16	! vs. Indiana State (ESPN)	W, 83-64
Nov. 17	! vs. Temple (ESPN2)	L, 88-74
Nov. 19	! vs. Hofstra (ESPN)	W, 89-78
Nov. 24	Winthrop (SECN)	W, 119-85
Nov. 29	at Dayton (CBS Sports)	W, 73-60
Dec. 3	George Mason (SECN+)	W, 79-63
Dec. 6	Gardner-Webb (SECN+)	W, 80-55
Dec. 9	UAB (SECN)	W, 85-80
Dec. 16	@ vs. Middle Tennessee (SECN)	W, 76-70
Dec. 19	at Murray State	W, 81-77
Dec. 23	UConn (ESPN2)	W, 89-64
Dec. 30	Cornell (SECN)	W, 98-77
Jan. 2	* at #23 Tennessee (ESPN)	W, 94-84
Jan. 6	* #22 Arkansas (ESPN)	W, 88-77
Jan. 9	* Ole Miss (ESPN)	W, 85-70
Jan. 13	* at Mississippi State (SECN)	W, 74-68
Jan. 17	* at Alabama (SECN)	L, 76-71
Jan. 20	* Georgia (SECN)	W, 79-65
Jan. 24	* at Missouri (SECN)	W, 91-73
Jan. 27	* LSU (SECN)	W, 95-70
Jan. 30	* at Ole Miss (SECN)	W, 79-70
Feb. 3	* Vanderbilt (SECN)	W, 93-81
Feb. 7	* Texas A&M (ESPN2)	L, 81-80
Feb. 10	* at Georgia (SECN)	W, 78-61
Feb. 14	* Kentucky (ESPN2)	W, 76-66
Feb. 17	* at South Carolina (SECN)	L, 84-75
Feb. 21	* Alabama (SECN)	W, 90-71
Feb. 24	* at Florida (SECN)	L, 72-66
Feb. 27	* at Arkansas (SECN)	8 pm
Mar. 3	* South Carolina (SECN)	2:30 pm
Mar. 7-11	% SEC Tournament (SECN/ESPN)	TBA

All times Central // Home games in Bold
 * - SEC game // ! - Charleston Classic (Charleston, S.C.)
 @ - Birmingham, Ala. (Legacy Arena)
 % - St. Louis, Mo. (Scottrade Center)

GAME INFORMATION



#14 AUBURN TIGERS
 24-5 (12-4 SEC)



ARKANSAS RAZORBACKS
 20-9 (9-7 SEC)

Date/TimeFeb. 27, 2018 / 8 p.m. CT
 Site Fayetteville, Ark.
 VenueBud Walton Arena (19,200)
 TV SEC Network
 PXP Kevin Fitzgerald
 Analyst Jon Sundvold
 Radio Auburn Sports Network | TuneIn
 PXP Rod Bramblett
 Analyst Sonny Smith
 Pre-Postgame Host Brad Law
 Series History Arkansas leads 33-18
 In Auburn Auburn leads 13-12
 In Fayetteville Arkansas leads 20-4
 Neutral Site Tied 1-1
 Last Meeting AU, 88-77 (Jan. 6, 2017)
 Streak Auburn W1

AUBURN HEAD COACH

Bruce Pearl **Boston College (1982)**
 Career Record 530-204 (.722)
 Years 23rd
 Record at Auburn 68-59 (.535)
 Years 4th

ARKANSAS HEAD COACH

Mike Anderson **Tulsa (1982)**
 Career Record 348-181 (.658)
 Years 16th
 Record at Arkansas 148-83 (.641)
 Years 7th

» The Tigers remained in the AP Top 15 for the fourth-straight week. They also were announced as the No. 5 overall team and the first No. 2 seed in the NCAA's early bracket reveal Feb. 11.

» Auburn enters the game 24-5 on the season, including 12-4 in the SEC. The Tigers' magic number to clinch at least a share of their third SEC championship in program history (1960, 1999) is one (one Auburn win or one Tennessee loss) and two to clinch the title outright (any combination of two Auburn wins or two Tennessee losses).

» Bruce Pearl is looking to join Eddie Fogler (Vanderbilt, 1993 and South Carolina, 1997) as the only head coaches to lead two schools to a regular-season SEC title.

» Auburn has something that is rare among its competition in the SEC. The three-guard lineup of Mustapha Heron (16.3), Bryce Brown (16.1) and Jared Harper (13.6) all average over 13 points per game this season. The Tigers are the only team in the league to have three players rank in the top 20 in the SEC in scoring (Heron, seventh; Brown, eighth; Harper, 20th).

PROBABLE AUBURN STARTERS

Pos.	No.	Name	Ht.	Wt.	Cl.	Hometown (Last School)	PPG	RPG	APG	Blocks	Steals	FT%
F	0	Horace Spencer	6-8	220	Jr.	Philadelphia, Pa. (Findlay Prep)	4.3	4.8	0.7	36	32	.705
G	1	Jared Harper	5-10	170	So.	Mableton, Ga. (Pebblebrook HS)	13.6	2.2	5.7	1	36	.828
G	2	Bryce Brown	6-3	198	Jr.	Stone Mountain, Ga. (Tucker HS)	16.1	2.0	1.9	7	27	.800
G	5	Mustapha Heron	6-5	218	So.	Waterbury, Conn. (Sacred Heart HS)	16.3	5.4	0.9	1	33	.811
F	13	Desean Murray	6-3	225	Jr.	Stanley, N.C. (Presbyterian College)	10.7	7.0	1.9	19	26	.850
F	4	Chuma Okeke	6-8	230	Fr.	Atlanta, Ga. (Westlake HS)	8.0	5.4	1.1	17	21	.674
G	10	Davion Mitchell	6-1	200	Fr.	Hinesville, Ga. (Liberty County HS)	3.9	1.1	2.0	1	13	.704
G/F	14	Malik Dunbar	6-6	230	Jr.	North Augusta, S.C. (Col. of Central Florida)	5.8	2.5	0.3	8	9	.593

PROBABLE ARKANSAS STARTERS

Pos.	No.	Name	Ht.	Wt.	Cl.	Hometown (Last School)	PPG	RPG	APG	Blocks	Steals	FT%
G	0	Jaylen Barford	6-3	202	Sr.	Jackson, Tenn. (Motlow State CC)	18.1	3.7	2.7	8	31	.686
G	4	Daryl Macon	6-3	185	Sr.	Little Rock, Ark. (Holmes CC)	17.3	2.8	3.9	2	32	.870
F	10	Daniel Gafford	6-11	234	Fr.	El Dorado, Ark. (El Dorado HS)	11.6	6.1	0.7	57	18	.538
F	13	Dustin Thomas	6-8	225	Sr.	Texarkana, Texas (Colorado)	5.3	4.3	1.0	3	19	.673
G	31	Anton Beard	6-0	185	Sr.	North Little Rock, Ark. (North Little Rock HS)	9.5	2.4	3.0	2	25	.746
F	1	Trey Thompson	6-9	265	Sr.	Madison, Ark. (Forrest City HS)	3.4	4.3	1.7	25	22	.600
F	2	Adrio Bailey	6-7	217	So.	Campiti, La. (Lakeview HS)	4.2	2.7	0.6	21	11	.520
F	20	Darius Hall	6-6	210	Fr.	Little Rock, Ark. (Mills University Studies HS)	4.9	3.3	0.5	7	14	.536
G	23	C.J. Jones	6-5	175	So.	Birmingham, Ala. (Central Park Christian HS)	6.9	1.4	0.5	4	7	.810

#WarEagle



AuburnTigers.com



@AuburnMBB | @AuburnTigers

/AuburnMBB
/AuburnTigers

TEAM SCHEDULE AND MEDIA AVAILABILITY » WEEK OF Feb. 26-March 4

MONDAY Feb. 26	TUESDAY Feb. 27	WEDNESDAY Feb. 28	THURSDAY March 1	FRIDAY March 2	SATURDAY March 3	SUNDAY March 4
PRACTICE 2:30 pm	GAME 8 pm Arkansas	OFF	PRACTICE 2:30 pm	PRACTICE 2:30 pm	GAME 2:30 pm S. Carolina	OFF
Interviews at 1:45 pm	Interviews postgame		Press conference 11 am		Interviews postgame	

AUBURN ATHLETICS COMMUNICATIONS

AUBURNTIGERS.COM

For updated game notes, statistics and all the latest information on Auburn basketball and gameday activities, go to AuburnTigers.com.

INTERVIEW POLICY

Coach Pearl, assistant coaches and selected athletes are available for phone and personal interviews by contacting Cody Voga in the communications office. Postgame interviews with Coach Pearl and requested players will be conducted in the media room of Auburn Arena following a brief cooling-off period. **Practices are open unless otherwise specified.**

CREDENTIALS

Anyone wishing to cover Auburn basketball games should contact Cody Voga in the communications office at least one day in advance in order to make the proper arrangements.

GAME DAY SERVICES

Notes for both teams and gameday programs will be provided prior to the game. Stats will be after the game. Wireless internet is available in the media room; ask Cody Voga for the password.

VIDEO SERVICES

FTP feeds of selected Auburn basketball highlights are available for the media. A number of studio and satellite services may be arranged for electronic media by calling Jeff Hanel in the Auburn video services office at 254-709-8116 or by emailing jeff.hanel@auburn.edu.

PHOTO SERVICES

For photos of Auburn basketball or anything pertaining to Auburn Athletics, contact Wade Rackley at 334-750-6907 or via email at wwr0004@auburn.edu

COMMUNICATIONS STAFF

Cody Voga	Interim basketball contact
cell:	334-750-9023
email:	voga@auburn.edu
Kirk Sampson	Associate AD
cell:	334-750-1385
email:	sampska@auburn.edu
Andy Young	SEC Network/TV contact
cell:	334-750-6306
email:	apy002@auburn.edu

QUICK FACTS

UNIVERSITY INFORMATION

City / Zip..... Auburn, Ala. / 36831
 Founded Oct. 1, 1856
 Enrollment..... 25,469
 Nickname Tigers
 Colors..... Navy Blue and Burnt Orange
 Affiliation NCAA Division I
 Conference..... Southeastern Conference
 Arena Auburn Arena
 Stadium Capacity 9,121
 President Dr. Steven Leath
 Athletic Director Allen Greene

PROGRAM INFORMATION

First Year of Basketball 1905-06
 All-Time Record (Years)..... 1317-1176-1 (112th)
 All-Time SEC Record (Years) 595-733 (85th)
 SEC Champ./Tournament 2 (1999)/1 (1985)
 NCAA Tournament App. (Last)..... 8 (2003)
 NCAA Tournament Record 12-8
 All-Americans..... 13
 All-SEC Selections 88

TEAM INFORMATION

2016-17 Record..... 18-14
 SEC Record (Finish) 7-11 (11th)
 Home / Away / Neutral 10-5 / 6-6 / 2-3
 Letterwinners Returning / Lost..... 9 / 3
 Starters Returning / Lost 5 / 0
 Newcomers..... 4

STAFF INFORMATION

Head Coach..... Bruce Pearl
 Alma Mater..... Boston College (1982)
 Career Record..... 530-204 (23rd season)
 Record at Auburn..... 68-59 (4th season)
 Assistant Coach..... Harris Adler
 Alma Mater Phil. Col. of Pharm. & Sci. (1998)
 Assistant Coach..... Steven Pearl
 Alma Mater..... Tennessee (2010)
 Interim Assistant Coach Chad Prewett
 Alma Mater..... Troy State (1994)
 Special Assistant..... Jordan VerHulst
 Alma Mater..... Grand Valley State (2008)
 Athletic Trainer..... Clark Pearson
 Alma Mater..... Kentucky (1995)
 Strength & Conditioning Coach ... Damon Davis
 Alma Mater..... Western Illinois (2003)
 Video Coordinator..... Frankie Sullivan
 Alma Mater..... Auburn (2011)
 Assistant Director of Ops Mike Burgomaster
 Alma Mater..... Miami (2016)

GAMEDAY EXPERIENCE: AUBURN ARENA

» Built at a cost of \$86 million, Auburn Arena seats 9,121 fans for basketball games. Auburn Arena replaced the old Beard-Eaves Memorial Coliseum as home of Tiger basketball for the 2010-11 season. The furthest seat in Auburn Arena is just 43 feet away from the court. A full two-thirds of the seats in the facility are less than 27 feet in elevation from courtside. The Arena features a team store, six concession stands, three elevators, 94 HD televisions plus family restrooms and customer service kiosks on all seating levels. For special events, 12,000 square feet of banquet space, including tailgate and super suites, is available. For the teams, Auburn Arena offers an office suite for the coaches, locker rooms and a 13,970-square foot practice facility and weight room.



ROSTER

BY NUMBER

No.	Name	Pos.	Ht.	Wt.	Yr.	Hometown (Previous School)
0	Horace Spencer	F	6-8	225	Jr.	Philadelphia, Pa. (Findlay Prep)
1	Jared Harper	G	5-10	170	So.	Mableton, Ga. (Pebblebrook)
2	Bryce Brown	G	6-3	198	Jr.	Stone Mountain, Ga. (Tucker)
3	Danjel Purifoy	F	6-7	230	So.	Centreville, Ala. (Hargrave Military Academy)
4	Chuma Okeke	F	6-8	230	Fr.	Atlanta, Ga. (Westlake)
5	Mustapha Heron	G	6-5	218	So.	Waterbury, Conn. (Sacred Heart)
10	Davion Mitchell	G	6-1	200	Fr.	Hinesville, Ga. (Liberty County)
12	Devontae Williams	G	6-4	215	So.	Opp, Ala. (Opp)
13	Desean Murray	F	6-3	225	Jr.	Stanley, N.C. (Presbyterian College)
14	Malik Dunbar	G/F	6-6	230	Jr.	North Augusta, S.C. (College of Central Florida)
20	Samir Doughty*	G	6-4	187	So.	Philadelphia, Pa. (VCU)
21	Patrick Keim	G	6-0	186	Sr.	Birmingham, Ala. (Mountain Brook)
22	Will Macoy	G	6-4	190	So.	Birmingham, Ala. (Vestavia Hills)
24	Anfernee McLemore	F	6-7	220	So.	Warwick, Ga. (Worth County)
25	Brett Easterling	G	6-1	165	Fr.	Tallahassee, Fla. (Lawton Chiles)
41	Cole Blackstock	F	6-9	260	Jr.	Killen, Ala. (Brooks)
50	Austin Wiley	C	6-11	260	So.	Hoover, Ala. (Calusa Prep)
54	Thomas Collier	F	6-9	215	So.	Birmingham, Ala. (Briarwood Christian)

BY NAME

No.	Name	Pos.
41	Cole Blackstock	F
2	Bryce Brown	G
54	Thomas Collier	F
20	Samir Doughty	G
14	Malik Dunbar	G/F
25	Brett Easterling	G
1	Jared Harper	G
5	Mustapha Heron	G
21	Patrick Keim	G
22	Will Macoy	G
24	Anfernee McLemore	F
10	Davion Mitchell	G
13	Desean Murray	F
4	Chuma Okeke	F
3	Danjel Purifoy	F
0	Horace Spencer	F
50	Austin Wiley	C
12	Devontae Williams	G

* - will sit out 2017-18 season after transferring with 2 years of eligibility remaining

Head Coach: Bruce Pearl (Boston College '82)

Assistant Coach: Harris Adler (Philadelphia College of Pharmacy & Science '98)

Assistant Coach: Steven Pearl (Tennessee '10)

Interim Assistant Coach: Chad Prewett (Troy State '94)

Special Assistant to the Head Coach: Jordan VerHulst (Grand Valley State '08)

Athletic Trainer: Clark Pearson (Kentucky '95)

Strength & Conditioning Coach: Damon Davis (Western Illinois '03)

Video Coordinator: Frankie Sullivan (Auburn '11)

Assistant Director of Operations: Mike Burgomaster (Miami '16)

BY CLASS

Freshmen (3)

Brett Easterling, Davion Mitchell, Chuma Okeke

Sophomores (9)

Thomas Collier, Samir Doughty, Jared Harper, Mustapha Heron, Will Macoy, Anfernee McLemore, Danjel Purifoy, Austin Wiley, Devontae Williams

Juniors (5)

Cole Blackstock, Bryce Brown, Malik Dunbar, Desean Murray, Horace Spencer

Seniors (1)

Patrick Keim

PRONUNCIATION GUIDE

SAMIR DOUGHTYSAH-meer DOW-tee
MALIK Dunbar Muh-LEEK
MUSTAPHA HERON Muh-STAH-fuh HAIR-un
 Patrick **KEIM**KIME
ANFERNEE McLemoreANN-fur-knee
DAVION MitchellDAY-vee-on
DESEAN MurrayDuh-SHAWN
DANJEL PURIFOYDAN-jel PURE-a-foy
HORACE Spencer HOR-us

BRUCE PEARL » HEAD COACH

- Has advanced to postseason play in 18 of 22 years as a head coach
- Set single-season wins records at three different schools (29 at Southern Indiana in 1995; 26 at Wisconsin-Milwaukee in 2005; 31 at Tennessee in 2008)
- Bruce Pearl's teams have led their conference in scoring 16 of the 22 years that he has been a head coach. His squads were the SEC's scoring champion in four of his six seasons at Tennessee, averaging 77.4 ppg while allowing 70.5 ppg
- One of just seven active head coaches who has led his teams to at least 10 NCAA Sweet 16 appearances (10 total)
- Bruce Pearl is ranked second in the SEC among current head coaches in career winning percentage (.718), fifth in winning percentage as a SEC head coach (.622), fifth in average wins per year as a SEC head coach (21.0) and fifth in SEC games only win pct. (.540, 81-70)
- Bruce Pearl's 506-199 (.718) overall record is the second-best winning percentage out of the 14 current SEC head coaches
- Bruce Pearl's 189-115 (.622) record as a SEC head coach is the third-best winning percentage out of the current SEC head coaches
- Under Bruce Pearl, Auburn has had 12-of-12 graduating players in Malcolm Canada, Chris Denson, Asaiah Dixon-Tatum, KT Harrell, Allen Payne, Cinmeon Bowers, Jordon Granger, Josh Dollard, Dylan Spencer, C.J. Holmes, Jonathan Walker and Tahj Sham-sid-Deen
- Auburn had a perfect 1000 APR in Bruce Pearl's first season in 2014-15
- Auburn reached its first tournament final since winning the 2002 San Juan Shootout in this season's Cancun Challenge
- In 2015-16, for the first time in 48 years since 1967-68, Auburn defeated Kentucky, Alabama, Tennessee, Georgia and Arkansas in the same season
- Auburn defeated Kentucky and Alabama in back-to-back games for the first time since 1967 in 2016 and for only the third time in its 110 seasons of basketball
- Auburn has sold out of season tickets for the third straight time in 2016-17, all under Pearl, to continue the school record streak. Prior to Pearl, the only other time the Tigers sold out of season tickets came in the 1999-2000 season
- Auburn averaged 8,216 in its 15 home games in 2015-16, which is 90 percent capacity at Auburn Arena. Auburn ranked second in the SEC in percent capacity behind Kentucky for the second straight season
- In 22 full years as a head coach, Bruce Pearl's teams have finished either first or second in conference play 15 times
- In the 2015 SEC Tournament, Auburn won three games in three days for the first time in 30 years and reached the semifinals for the first time since 2009. The Tigers defeated Mississippi State and two postseason teams Texas A&M (NIT) and LSU (NCAA) before falling to undefeated Kentucky
- At the Division I level, Pearl's teams have topped the 100-point mark 16 times, including a high of 124 in 2009 as well as 121 in the 2007 NCAA Tournament. In his second year as a coach at Southern Indiana the team averaged 101.7 ppg
- Has coached a league's leading scorer 3 times: KT Harrell, Auburn, 18.5 ppg – 2015; Dylan Page, UWM, 20.9 ppg – 2004; Chris Lofton, UT, 20.8 ppg - 2007



COACH PEARL

Hometown.....Boston, Mass.
 Alma MaterBoston College (1982)
 Family.....wife, Brandy; daughters, Jacqui and Leah;
sons, Steven and Michael

COACHING CAPSULE

Career Record530-204 (.722) / 23rd season
 SEC Record.....90-73 (.552)
 NCAA Tournaments17
 Sweet Sixteens10
 Elite Eights.....1
 National Coach of the Year.....1 (2006)
 SEC Coach of the Year1 (2008)
 AP SEC Coach of the Year.....2 (2006, 2008)

COACHING RECORD

1992-93	Southern Indiana	22-7
1993-94	Southern Indiana	28-4
1994-95	Southern Indiana	29-4
1995-96	Southern Indiana	25-4
1996-97	Southern Indiana	23-5
1997-98	Southern Indiana	27-6
1998-99	Southern Indiana	26-6
1999-00	Southern Indiana	25-6
2000-01	Southern Indiana	26-4
2001-02	Milwaukee	16-13
2002-03	Milwaukee	24-8
2003-04	Milwaukee	20-11
2004-05	Milwaukee	26-6
2005-06	Tennessee	22-8
2006-07	Tennessee	24-11
2007-08	Tennessee	31-5
2008-09	Tennessee	21-13
2009-10	Tennessee	28-9
2010-11	Tennessee	19-15
2014-15	Auburn	15-20
2015-16	Auburn	11-20
2016-17	Auburn	18-14
2017-18	Auburn	24-5



FASTEST ACTIVE COACHES TO 400 WINS

Coach	Current School	Games	Year	Rec.
Roy Williams	North Carolina	496	15th	400-96
Bruce Pearl	Auburn	509	17th	400-109

RECORD AGAINST SEC OPPONENTS

TOTAL: 103-84 (.551)

Alabama.....	9-7	Ole Miss.....	7-7
Arkansas.....	7-5	Mississippi State.....	8-4
Auburn.....	5-2	Missouri.....	4-4
Florida.....	8-9	South Carolina.....	13-5
Georgia.....	14-7	Tennessee.....	2-4
Kentucky.....	6-12	Texas A&M.....	1-5
LSU.....	10-5	Vanderbilt.....	9-8

POSTSEASON FINISHES AS HEAD COACH

1992-93	Southern Indiana	NCAA Region 3rd Place
1993-94	Southern Indiana	NCAA Runner-Up
1994-95	Southern Indiana	NCAA Champions
1995-96	Southern Indiana	NCAA Sweet 16
1996-97	Southern Indiana	NCAA First Round
1997-98	Southern Indiana	NCAA Sweet 16
1998-99	Southern Indiana	NCAA Sweet 16
1999-00	Southern Indiana	NCAA Sweet 16
2000-01	Southern Indiana	NCAA First Round
2001-02	Milwaukee	-
2002-03	Milwaukee	NCAA First Round
2003-04	Milwaukee	NIT First Round
2004-05	Milwaukee	NCAA Sweet 16
2005-06	Tennessee	NCAA Second Round
2006-07	Tennessee	NCAA Sweet 16
2007-08	Tennessee	NCAA Sweet 16
2008-09	Tennessee	NCAA First Round
2009-10	Tennessee	NCAA Elite 8
2010-11	Tennessee	NCAA Second Round
2014-15	Auburn	-
2015-16	Auburn	-
2016-17	Auburn	-

• Bruce Pearl has raised \$1 million in only four golf tournaments at Auburn. Pearl and his wife, Brandy, have remarkably raised \$770,000 in the last three years benefitting Children's Harbor in Birmingham through the Bruce Pearl For the Children Golf Classic. The mission of Children's Harbor is to help children with serious illness and their families. Over \$200,000 was raised in the Bruce, Barkley & Basketball Golf Classic Oct. 23-24, 2016, benefitting the Auburn Basketball program.

• Pearl started AUTLIVE at Auburn in 2015-16 to benefit cancer patients in the fight to beat cancer. AUTLIVE raises the awareness of cancer prevention and detection while t-shirt sales and donations raise money to benefit cancer patients. He initiated the OUTLIVE program in 2009 at Tennessee in recognition of former Vol Chris Lofton, who beat testicular cancer through early diagnosis and treatment and went on to play the entire 2007-08 season while recovering from his battle with the disease.

• Pearl donated \$250,000 to the Auburn University comprehensive campaign in September 2016, helping push it over the ambitious \$1 billion goal ahead of schedule.

• The Bruce Pearl Family Foundation in conjunction with L5 Foundation, an organization dedicated to addressing the essential and basic needs of cancer patients, donated \$20,000 to five charities in a ceremony in Knoxville in August 2015. Pearl accepted a \$10,000 donation to an endowed scholarship in his name to Camp Koinonia, an outdoor education program for children with disabilities.

• The Pearl family announced on Feb. 27, 2007, a \$100,000 donation to endow a scholarship in the name of former Tennessee player Dane Bradshaw. The Dane Bradshaw Athletic Scholarship Endowment is awarded to the male or female student-athlete at UT who best epitomizes the characteristics of the 2006-07 senior captain.

WIN % AS NCAA HEAD COACH

Coach	Win %	Record
John Calipari	.771	672-200
Bruce Pearl	.722	530-204
Michael White	.690	167-75
Mike Anderson	.658	348-181
Will Wade	.652	107-57
Bryce Drew	.650	154-83
Rick Barnes	.648	656-356
Ben Howland	.647	452-247
Mark Fox	.621	284-173
Frank Martin	.616	228-142
Andy Kennedy	.611	266-169
Cuonzo Martin	.607	204-132
Avery Johnson	.563	54-42
Billy Kennedy	.556	344-275

WIN % AS SEC HEAD COACH

Coach	Win %	Record
John Calipari	.813	269-62
Michael White	.653	66-35
Mike Anderson	.641	148-83
Bruce Pearl	.640	213-120
Andy Kennedy	.611	245-156
Cuonzo Martin	.609	81-52
Billy Kennedy	.581	133-96
Will Wade	.571	16-12
Avery Johnson	.563	54-42
Frank Martin	.558	111-88
Ben Howland	.554	51-41
Mark Fox	.553	161-130
Rick Barnes	.553	52-42
Bryce Drew	.469	30-34

as of games completed Feb. 25, 2017

WHAT THEY ARE SAYING

"I am 100 percent on the BP (Bruce Pearl) bandwagon, and I am going to do anything I can to help this program be successful again. For the first time in a long time, I am excited. It has been a long time since I have been excited, but the thing I have been excited the most about is the guy leading the program." - **Charles Barkley**

"I think of all the coaches who I have covered in college basketball, everybody has their thing that makes them special. All of the successful ones are great on the floor in some shape or form, but then they have one quality that separates them. No one is better at energizing a program, no one is better at igniting a fan base than Bruce, and the Tennessee example is a perfect one. It was a half empty building that they may be even papering to get to half, and then Bruce comes there, and you can't get a ticket. He just has that energy, that charisma, he's a fabulous basketball coach, but that charisma is what makes his programs extraordinary." - **Mike DeCoursey**

"Bruce Pearl is one of the best coaches in the country, and I think he is doing a terrific job building up the Auburn program, and I think that trajectory is going to continue in that direction. I think he is doing a great job." - **Jay Bilas**

INSIDE THE SERIES: ARKANSAS

» Auburn trails its series against Arkansas 33-18 all-time. The Tigers are looking for its fourth home-and-home season sweep over Arkansas since the Razorbacks joined the SEC in 1992 (1993, 2003, 2009).

» Auburn defeated Arkansas 88-77 at Auburn Arena on Jan. 6 in the two teams' first matchup this season. Five Tigers scored in double figures, led by Mustapha Heron's 17 points, as Auburn never trailed and led by as many as 21 points in the second half.

» Auburn trails 20-4 in games played in Fayetteville, including 19-3 at Bud Walton Arena. The Tigers are looking to win consecutive games in Fayetteville for the first time in series history, as Auburn defeated Arkansas 90-86 in Bud Walton Arena on Feb. 17, 2016, behind 27 points from then-freshman Bryce Brown on 9-of-14 shooting from 3-point range, one 3-pointer off Lance Weems' single-game Auburn record.

» The Razorbacks have won nine of the last 11 meetings against Auburn.

OFF TO A GOOD START

» Bruce Pearl has led Auburn to its 10th 20-win season all-time in his fourth season as the Tigers' head coach. Pearl is the sixth head coach to lead Auburn to a 20-win season and the second-fastest to do so, only trailing Mike Papke, who led Auburn to a 20-2 record in the 1927-28 season in his third year on the Plains.

20-Win Seasons All-Time

Rank	Wins	Year
1.	29	1998-99
2.	24	2017-18
	24	2008-09
	24	1999-00
5.	22	2002-03
	22	1985-86
	22	1984-85
8.	20	1983-84
	20	1958-59
	20	1927-28

» Coach Pearl has had 18 seasons of at least 20 wins in 23 seasons as a head coach, which includes this year.

» The Tigers have the second-best record after 29 games in program history, only trailing the 1998-99 team, which went 27-2 through 29 games en route to being crowned SEC regular-season champions and earning a 1-seed in the NCAA Tournament.

Highest Winning Percentages All-Time

Rank	Record	Year
1.	.909 (20-2)	1958-59
	.909 (20-2)	1927-28
3.	.878 (29-4)	1998-99
4.	.864 (19-3)	1959-60
5.	.828 (24-5)	2017-18

Most Wins in Consecutive Seasons All-Time

Rank	Wins	Year
1.	53	1998-99/1999-2000
2.	45	1997-98/1998-99
3.	44	1984-85/1985-86
4.	42	2016-17/2017-18
4.	42	1999-2000/2000-01
	42	1983-84/1984-85

TRIPLE THREAT

» Auburn's final results have largely been decided by the play of its outstanding guard trio.

Player Stat	Wins	Losses
Jared Harper PPG	14.1	11.0
Jared Harper FG%	39.9	29.8
Jared Harper 3FGM/GM	2.2	0.6
Jared Harper 3FG%	43.3	14.3
Jared Harper Assists	6.0	4.0
Jared Harper TOs	2.0	3.4
Bryce Brown PPG	17.6	9.0
Bryce Brown 3FGM/GM	3.5	2.4
Bryce Brown 3FG%	41.0	30.0
Mustapha Heron FG%	47.0	41.4
Mustapha Heron 3FG%	35.3	29.2

BACK ON TRACK

» Auburn has yet to lose consecutive games this season. The Tigers have won each of their previous four games following a loss by at least 11 points and have won those games by an average of 15.3 points per game.

PLAYER TO WATCH: JARED HARPER

» As Jared Harper goes, the Auburn Tigers go. The sophomore recently capped a team-best 20-game streak in which he scored in double figures. Harper has dished out seven or more assists in 14 games, leading the SEC. The Mableton, Ga. native has also buried 55 shots from behind the arc, one higher than his total of 54 from his freshman campaign.

**A CLOSER LOOK AT THE MATCHUP**

Scoring Offense	84.3	82.2
Scoring Defense	72.6	75.5
Scoring Margin	+11.7	+6.7
FG Pct.	.448	.480
FG Pct. Defense	.421	.430
3-pt. FG Pct.	.376	.400
3-pt. FG Pct. Defense	.347	.348
FT Pct.	.781	.669
Rebounds Per Game	38.4	35.2
Opp. Rebounds Per Game	34.1	36.0
Rebound Margin	+4.3	-0.9
Assists Per Game	14.8	14.8
Turnovers Per Game	12.4	11.2
Opp. Turnovers Per Game	15.2	14.3
Turnover Margin	+2.9	+3.1
Assist/Turnover Ratio	1.2	1.3
Steals Per Game	7.5	6.5
Blocks Per Game	5.7	4.6

PRE-GAME QUOTES**Head coach Bruce Pearl**

On Arkansas...

"Arkansas is really good. They've beaten us nine out of the last 11. The matchup will feature two of the best offenses in the league. They lead the league in field goal percentage and 3-point percentage. ... As Desean Murray has said all year long, 'Coach, this is a great opportunity.' They're 14-2 at home. They've always been very good at [Bud Walton Arena]."

On Jared Harper...

"I don't know of many football teams playing well when their quarterback doesn't play well. He's our quarterback. When Jared plays well, we've got a chance to win."

DOUBLE-DOUBLE LIST

Anfernee McLemore (3)

12 pts, 13 reb at Dayton (Nov. 29)
 17 pts, 11 reb vs. Gardner-Webb (Dec. 6)
 13 pts, 11 reb vs. Kentucky (Feb. 14)

Desean Murray (3)

14 pts, 12 reb vs. Indiana State (Nov. 16)
 10 pts, 11 reb vs. Temple (Nov. 17)
 11 pts, 10 reb at Alabama (Jan. 17)

Chuma Okeke (3)

10 pts, 10 reb vs. Cornell (Dec. 30)
 16 pts, 10 reb vs. Alabama (Feb. 21)
 12 pts, 10 reb at Florida (Feb. 24)

Mustapha Heron (2)

31 pts, 10 reb vs. Winthrop (Nov. 24)
 14 pts, 11 reb at Missouri (Jan. 24)

Jared Harper (1)

14 pts, 14 ast vs. Vanderbilt (Feb. 3)

Losses	Next Game
L, 88-74 vs. Temple	W, 89-78 vs. Hofstra
L, 76-71 at Alabama	W, 79-65 vs. Georgia
L, 81-80 vs. Texas A&M	W, 78-61 at Georgia
L, 84-75 at S. Carolina	W, 90-71 vs. Alabama
L, 72-66 at Florida	?

BEST SHOW IN TOWN

» Auburn has sold out six of its last seven games at Auburn Arena, the longest string of sellouts in the 8-year history of the facility. There have been 16 sellouts at Auburn Arena in Bruce Pearl's four seasons at Auburn (62 games) compared to just five in the first four years of Auburn Arena (72 games).

Auburn Arena Sellouts

Opponent	Date	Result
1. UNC Asheville	11/12/10	L, 69-70
2. Alabama	1/22/11	L, 58-68
3. Mississippi State	2/12/11	W, 65-62
4. Kentucky (#2)	1/11/12	L, 53-68
5. Kentucky	1/19/13	L, 53-75
6. South Carolina	1/16/15	W, 71-68
7. Ole Miss	2/7/15	L, 79-86
8. Alabama	2/17/15	L, 68-79
9. Georgia	3/7/15	L, 61-64
10. UAB	11/13/15	W, 75-74
11. Kentucky (#13)	1/16/16	W, 75-70
12. Alabama	1/19/16	W, 83-77
13. Georgia	12/29/16	L, 84-96
14. Ole Miss	1/7/17	L, 85-88
15. Alabama	1/21/17	W, 84-64
16. Ole Miss	1/9/18	W, 85-70
17. Georgia	1/20/18	W, 79-65
18. LSU	1/27/18	W, 95-70
19. Vanderbilt	2/3/18	W, 93-81
20. Kentucky	2/14/18	W, 76-66
21. Alabama	2/21/18	W, 90-71

» Auburn has had six sellouts at Auburn Arena this season (6 of 8 home SEC games) and 21 in the eight-year history of the facility. Of those, 16 have come in Bruce Pearl's four

AWARD CASE

Bruce Pearl

National Coach of the Year Semifinalist

Bryce Brown

Naismith Trophy Top 30

Malik Dunbar

Top-10 JUCO Transfers (Jon Rothstein)

Mustapha Heron

Jerry West Award Watch List
 Preseason Second Team All-SEC (Coaches)
 Charleston Classic All-Tournament Team
 SEC Player of the Week (Jan. 8)
 SEC Player of the Week (Jan. 29)

Desean Murray

20 Under-the-Radar Transfers (Jon Rothstein)

Chuma Okeke

20 Under-the-Radar Freshmen (Jon Rothstein)
 SEC Freshman of the Week (Dec. 4)

Austin Wiley

Kareem Abdul-Jabbar Watch List

SEC STANDINGS (AS OF 2/25)

	SEC	Overall	Last 5
Auburn	12-4	24-5	3-2
Tennessee	11-5	21-7	3-2
Florida	9-7	18-11	2-3
Kentucky	9-7	20-9	3-2
Mississippi State	9-7	21-8	3-2
Arkansas	9-7	20-9	4-1
Missouri	8-8	18-11	2-3
Alabama	8-8	17-12	2-3
Georgia	7-9	16-12	3-2
LSU	7-9	16-12	3-2
Texas A&M	7-9	18-11	2-3
South Carolina	6-10	15-14	2-3
Ole Miss	5-11	12-17	1-4
Vanderbilt	5-11	11-18	2-3

THIS WEEK IN THE SEC

Tuesday, Feb. 27

Florida at Alabama	6 p.m.
Missouri at Vanderbilt	6 p.m.
Tennessee at Mississippi State	6 p.m.
Auburn at Arkansas	8 p.m.

Wednesday, Feb. 28

LSU at South Carolina	5:30 p.m.
Ole Miss at Kentucky	6 p.m.
Texas A&M at Georgia	7:30 p.m.

Saturday, March 3

Kentucky at Florida	11 a.m.
Mississippi State at LSU	12 p.m.
Alabama at Texas A&M	1 p.m.
South Carolina at Auburn	2:30 p.m.
Arkansas at Missouri	5 p.m.
Georgia at Tennessee	5 p.m.
Vanderbilt at Ole Miss	7:30 p.m.

ACADEMIC SUCCESS: SUMMER MVP

» Freshman Davion Mitchell was named the "Summer MVP" of the summer enhancement program, put on annually at the Student-Athlete Development Center. The program helps bridge the gap from high school to college. He was active in the intense training that was all self-induced. Mitchell was named the MVP due to his commitment, diligence and attention to detail.



seasons at Auburn compared to just five in the first four seasons of the arena. It is the most sellouts for Auburn in a season since Beard-Eaves Memorial Coliseum was sold out 16 times during the 2000-01 season. The Tigers have won seven straight games when Auburn Arena is sold out, including all six sellouts this season.

» Auburn's 14 home wins this season are tied with the 2011-12 Tigers for the most wins in the eight-year history of Auburn Arena. In 15 games this season, Auburn is beating teams by an average of 17.3 points per game this season at home.

Rank	Record	Year
1.	14-1	2017-18
	14-3	2011-12
3.	12-6	2013-14
4.	10-5	2016-17
5.	9-8	2014-15
	9-11	2010-11
7.	8-7	2015-16
8.	7-10	2012-13

» Auburn has a total attendance of 122,416 in 15 home games this season, which is an average of 8,161. The average attendance is on pace to be the second-highest in the eight-year history of Auburn Arena (8,216) in 2015-16 with one home game remaining this season, vs. South Carolina on March 3.

GETTING IT DONE ON THE ROAD

» Auburn is the only team in the SEC with a winning road record in conference play at 5-3. The Tigers' five road SEC wins are their most since winning six in the 1998-99 season and just the second time they've won at least five in the last 30 years. Auburn has won five road SEC games nine times in program history.

» The Tigers have one more chance this season to match the program record with SEC road wins. Auburn's top mark is six league wins away from home in 1949-50, 1959-60, 1969-70 and 1998-99.

Road Records in SEC Play

Team	Record	Team	Record
Auburn	5-3	Georgia	2-6
Florida	4-4	LSU	2-6
Tennessee	4-4	Mississippi St.	2-6
Arkansas	3-5	S. Carolina	2-6
Kentucky	3-5	Texas A&M	2-6
Missouri	3-5	Ole Miss	1-7
Alabama	2-6	Vanderbilt	0-8

WINNING WITH AUTHORITY

» Auburn leads the SEC and is 17th nationally with a +11.7 scoring margin. The Tigers scoring margin is 3.6 points per game better than any other SEC team. Auburn has a +9.2 scoring margin in SEC play, which is 5.3 points per game better than any other team. Auburn has won 19 games by double digits, which is second in school history (26 in 1998-99) and surpasses the Tigers' total from the previous three seasons combined (14), including 10 of the Tigers' 12 SEC wins.

» Auburn is outscoring opponents by 10.25 points per game in the second half in SEC home games (367-285 in eight SEC home games).

Biggest Scoring Margins in Auburn History

Rank	Margin	Year
1.	+19.6	1998-99
2.	+17.4	1958-59
3.	+11.7	2017-18
4.	+11.2	1962-63
5.	+10.2	1961-62
6.	+9.5	1959-60
7.	+7.7	1964-65
8.	+7.3	1956-57
9.	+7.0	1957-58
10.	+6.9	1999-00

Most Double-Digit Wins in AU History

D-D Wins	Year
26	1998-99
19	2017-18
17	2008-09
16	1958-59

Most Double-Digit SEC Wins in AU History

D-D Wins	Year
12	1998-99
10	2017-18
9	1966-67
9	1964-65
9	1958-59
8	2008-09
7	1986-87

DOUBLE-DIGIT LEAGUE WINS

» Auburn currently stand with 13 league wins this season. The Tigers' 13 SEC wins are tied for the second-most in program history. Auburn won 13 conference games in 1985-86 and 14 in 1998-99 - the last time it won the SEC title. It is the 18th time Auburn has amassed double digit SEC wins in program history.

DROUGHT BUSTERS

» The Tigers have made history with many of their results so far in SEC play. Here are the streaks Auburn entered the season with and the 2018 result.

TOTAL +/- FOR SEASON

	Last Game	Season	Avg.
#0 Spencer	-10	+112	+3.9
#1 Harper	-9	+318	+11.0
#2 Brown	-9	+252	+9.0
#3 Purifoy	DNP	0	0
#4 Okeke	+4	+163	+5.6
#5 Heron	-5	+276	+10.2
#10 Mitchell	+6	+158	+5.4
#12 Williams	DNP	-26	-3.7
#13 Murray	-9	+258	+8.9
#14 Dunbar	-1	+98	+3.4
#21 Keim	DNP	-31	-3.1
#22 Macoy	DNP	-33	-4.7
#24 McLemore	DNP	+173	+6.4
#25 Easterling	DNP	-29	-4.1
#41 Blackstock	DNP	-24	-2.7
#50 Wiley	DNP	0	0
#54 Collier	DNP	-13	-2.6

STANDOUT PERFORMANCES

DOUBLE-FIGURE SCORING GAMES

	2017-18	Career
Desean Murray	17	63*
Mustapha Heron	24	55
Bryce Brown	23	45
Jared Harper	25	43
Danjel Purifoy	0	17
Chuma Okeke	15	15
Anfernee McLemore	9	13
Horace Spencer	4	9
Austin Wiley	0	8
Malik Dunbar	3	3
Davion Mitchell	2	2

20-POINT SCORING GAMES

	2017-18	Career
Desean Murray	1	24*
Mustapha Heron	7	13
Bryce Brown	7	10
Jared Harper	4	9
Danjel Purifoy	0	3
Austin Wiley	0	1

30-POINT SCORING GAMES

	2017-18	Career
Desean Murray	0	23*
Bryce Brown	1	1
Mustapha Heron	1	1

DOUBLE-FIGURE REBOUNDING GAMES

	2017-18	Career
Desean Murray	5	18*
Mustapha Heron	2	5
Anfernee McLemore	4	5
Chuma Okeke	3	3
Horace Spencer	1	2
Danjel Purifoy	0	1
Austin Wiley	0	1

*includes Murray's games at Presbyterian

LONGEST WINNING STREAKS IN PROGRAM HISTORY

Streak	Started	Ended
30	W, 80-72 at Georgia Tech (1/22/1958)	L, 56-75 at Kentucky (2/21/1959)
17	W, 114-60 vs. SE Louisiana (11/13/1998)	L, 62-72 at Kentucky (1/20/1999)
15	W, 55-54 vs. Vanderbilt (1/30/1960)	L, 48-56 at Miss. State (1/7/1961)
14	W, 89-78 vs. Hofstra (11/19/2017)	L, 71-76 at Alabama (1/17/2018)
14	W, 38-12 vs. Montgomery YMCA (start of 1927)	L, 42-43 vs. Ole Miss (2/10/1928)
14	W, 65-56 vs. Belmont (12/1/1999)	L, 77-79 at Ole Miss (1/22/2000)
11	W, 27-24 vs. Mississippi State (1926)	L, 23-25 vs. Tennessee (1927)

Opponent	Losing Streak	Result
Tennessee	L, 11 of 12	W, 94-84
Arkansas	L, 9 of 10	W, 88-77
Ole Miss	L, last 10; 13 of 15	W, 85-70
Mississippi St.	L, 6 straight away	W, 76-68
Georgia	L, 4 of 5	W, 79-64
Missouri	L, 3 of 4 away	W, 91-73
Ole Miss	L, 13 of 16	W, 79-70
Vanderbilt	L, 13 in a row	W, 93-81
Kentucky	L, 19 of 20	W, 76-66

SEC Regular Season Sweeps Last 10 Years

2017-18	Georgia, Ole Miss
2016-17	Alabama, LSU, Missouri
2009-10	LSU
2008-09	Alabama, Arkansas, Mississippi St.

» Auburn's sweeps of Georgia and Ole Miss are the Tigers' fourth and fifth such sweep in the last two years after having none in the previous six seasons.

» With an Auburn win, Arkansas would become the third team Auburn has swept this season. The Tigers have already swept Georgia and Ole Miss. Auburn swept Alabama, LSU and Missouri last season. Prior to that, Auburn had not swept an SEC opponent since sweeping LSU in 2009-10 and had not swept three opponents since sweeping Alabama, Arkansas and Mississippi State in 2008-09.

SCORCHING THE NETS

» Auburn leads the SEC and is 16th in the nation averaging 84.3 points per game, which puts the Tigers on pace to be the SEC's second-highest-scoring team since Kentucky in 1996 (91.4; Kentucky averaged 84.9 ppg last year). Auburn has scored 90 points five times in SEC play after doing so three times last season.

Highest Scoring Teams in Auburn History

Rank	PPG	Year
1.	86.6	1991-92
2.	84.3	2017-18
3.	82.1	1970-71
4.	82.0	1977-78
5.	81.73	1974-75
6.	81.71	1993-94
7.	81.3	1975-76
8.	81.2	1998-99

» Prior to last season, the Tigers scored 90 points in a regular season SEC game just seven times over the previous 17 seasons combined.

RISING UP WHEN IT COUNTS

» Auburn has scored 50 points in a half 12 times this season, including 10 in the second half. The Tigers have scored 50-plus second-half points in seven of 15 SEC games and have had a 50-point half in eight of 17 league games.

Opponent	Half	Points	Result
vs. Winthrop	2	61	W, 119-85
vs. Winthrop	1	58	W, 119-85
vs. Georgia	2	53	W, 79-65
vs. Norfolk State	2	53	W, 102-74
at Mississippi State	2	52	W, 76-68
at Tennessee	2	52	W, 94-84
vs. LSU	1	51	W, 95-70
vs. Cornell	2	51	W, 98-77
vs. Ole Miss	2	50	W, 85-70
at Missouri	2	50	W, 91-73
at South Carolina	2	50	L, 84-75
vs. Alabama	2	50	W, 90-71

» Auburn has had a player score 15 points in a half 14 times this season. Bryce Brown leads the team with seven such performances, while Mustapha Heron has done it five times and Jared Harper once.

Player	Opponent	Half	Points
Brown	Georgia	2nd	25
Brown	UAB	1st	23
Brown	Norfolk State	1st	23
Brown	Ole Miss	2nd	19
Heron	Dayton	2nd	19
Harper	Missouri	2nd	18
Heron	Winthrop	1st	18
Brown	Winthrop	2nd	18
Brown	Vanderbilt	2nd	17
Heron	LSU	1st	16
Harper	Alabama	1st	16
Brown	Mississippi State	2nd	15
Heron	Arkansas	1st	15
Heron	Texas A&M	2nd	15

DOWN, BUT NOT OUT

» Auburn's win at Tennessee was the first time the Tigers have overcome a deficit of at least 14 points to win since defeating Xavier 89-88 in 2OT in Auburn on Dec. 20, 2014, after also trailing by 14.

» On Jan. 20, Auburn trailed by as many as 16 against Georgia, but outscored the Bulldogs 55-25 in the second half to come back and win by 15. It was largest deficit the Tigers have overcome in an SEC game since overcoming a 19-point deficit against Mississippi State, Feb. 12, 2011.

» Auburn is 5-5 this campaign in games which the Tigers have trailed by 10-plus points, including 4-4 in SEC play. Prior to this season, Auburn was 4-40 in its last 44 such games.

CLUTCH FACTOR

» Listed below are the free throws made and attempted by the Tigers in the final four minutes of games, including overtime.

	2017-18	Career
#0 Horace Spencer	8-12	15-24
#1 Jared Harper	65-73	105-126
#2 Bryce Brown	15-18	28-36
#3 Danjel Purifoy	0-0	15-16
#4 Chuma Okeke	5-9	5-9
#5 Mustapha Heron	19-26	45-60
#10 Davion Mitchell	0-0	0-0
#13 Desean Murray	10-13	48-68
#14 Malik Dunbar	2-3	2-3
#21 Patrick Keim	1-4	2-6
#22 Will Macoy	1-2	1-2
#24 Anfernee McLemore	1-2	7-13
#41 Cole Blackstock	4-4	7-7
#50 Austin Wiley	0-0	1-9

BIG SPLASH FROM DOWNTOWN

» Junior Bryce Brown, who set an Auburn freshman record with 78 made 3-pointers in 2015-16, has netted 226 career trifectas, which puts him inside Auburn's top 10 all-time. For his career, he is 226 of 586 (.386).

» Brown has drained multiple 3-point shots 61 times through 86 career games. The marksman has also tallied five or more buckets from downtown 14 times, including a career-best nine at Arkansas (2016). Brown has five-plus three's in six games this season (vs. Winthrop, vs. UAB, at Tennessee, at Mississippi State, vs. Georgia, vs. LSU, vs. Vanderbilt).

All-Time 3-Pointers Made

1.	Wesley Person	1990-94	262
2.	Lance Weems	1992-96	240
3.	Ronnie Battle	1989-93	236
4.	Frankie Sullivan	2008-13	228
5.	Bryce Brown	2015-P	226
6.	Scott Pohlman	1997-2001	206

» Brown's 14 games with five-plus makes from downtown is currently second all-time in Auburn history. Brown trails only Lance Weems (16) on the all-time list.

Single-Season 3-Pointers Made

1. Lance Weems	1995-96	108
2. Tay Waller	2008-09	100
3. KT Harrell	2014-15	98
4. Wesley Person	1993-94	93
5. Bryce Brown	2017-18	92
6. Tay Waller	2009-10	87
7. Keenan Carpenter	1988-89	84
8. Lance Weems	1994-95	78
Bryce Brown	2015-16	78

» Brown leads the SEC and is 14th in the country with 92 3-pointers this season.

» Brown has made the most 3-pointers by any player in Auburn history through their first three seasons.

Player	Years	3-Pointers
Bryce Brown	2015-18	226
Tay Waller	2008-10	187
Ronnie Battle	1989-92	185
Frankie Sullivan	*2008-12	172
Wesley Person	1990-93	169

*Includes 2010-11 season when he hit 8 3s prior to taking a medical redshirt

» Brown surpassed his 2016-17 season total of 210 points (28 games), in just 14 games this season. He currently has 450 points on the season. His 92 3s through 28 games are 36 more than his total from last season (56).

STARTING FAST FROM THE OPENING TIP

» Below are the biggest runs to start a game this season by the Tigers.

Opponent	Run	Time	Final
vs. Norfolk State	19-8	6:16	W, 102-74
vs. Indiana State	13-4	4:39	W, 83-64

vs. Winthrop	16-6	7:12	W, 119-85
at Dayton	11-2	3:28	W, 73-60
vs. George Mason	25-3	8:52	W, 79-63
vs. Gardner-Webb	21-4	5:46	W, 80-55
vs. UAB	18-4	5:05	W, 85-80
vs. Middle Tenn.	22-9	9:07	W, 76-70
vs. UConn	26-9	8:48	W, 89-64
vs. Arkansas	19-8	5:57	W, 88-77
vs. LSU	24-6	6:51	W, 95-70
vs. Vanderbilt	26-9	10:42	W, 93-81
at Georgia	17-9	6:17	W, 78-61
vs. Alabama	14-2	2:56	W, 90-71

ACTIVE HANDS

» Auburn has forced 190 turnovers in its last 11 games. After inducing 20 at Missouri and 19 vs. Georgia and at Alabama, it was the first time the Tigers have forced at least 19 turnovers in three straight SEC games since the 1998-99 Tigers forced 20 turnovers against LSU and Ole Miss and 29 against Alabama.

» It's the first time Auburn has forced at least 19 turnovers in three straight games of any kind since the 2009-10 season when Auburn forced High Point into 19 turnovers on Nov. 25, Alabama A&M into 20 turnovers on Dec. 1 and Troy into 23 turnovers on Dec. 4.

Most Turnovers Forced in SEC Play

Turnovers	Team	Opponent
21	Ole Miss	Missouri
21	Mississippi State	South Carolina
20	Auburn	Missouri
20	LSU	Texas A&M
20	Kentucky	Missouri
19	Auburn	Alabama
19	Auburn	Georgia
19	LSU	Alabama
19	South Carolina	Vanderbilt

TAKE A TIMEOUT: BRUCE PEARL CHARITY CHALLENGE

» Head coach Bruce Pearl is taking part once again in the Coaches Charity Challenge. Pearl will represent Children's Harbor offers patients and their families two unique environments to strengthen family bonds and find balance and support during and after hospitalization. All of the services offered at both campuses are provided to families at no cost. Its mission is to help children with serious illnesses and their families. This is done at both the Lake Martin campus and the Birmingham Family Center. The 66-acre lake campus provides no cost camping facilities to over 23 different non-profit organizations. You can vote for Coach Pearl and Children's Harbor daily at www.infinitetimeout.com, or through the use of social media with #Timeout2Vote and #CoachBrucePearl.

**CHART THE IMPROVEMENT**

#0 Spencer	2016-17	2017-18
Free Throw Pct.	.500	.705
Rebounds Per Game	3.4	4.8
Steals Per Game	0.7	1.1

#1 Harper	2016-17	2017-18
Points Per Game	11.4	13.6
Rebounds Per Game	1.9	2.2
Assists Per Game	3.0	5.7
3-Point Pct.	.344	.390
Free Throw Pct.	.705	.828
Assist/Turnover Ratio	1.9	2.6

#2 Brown	2016-17	2017-18
Points Per Game	7.5	16.1
Assists Per Game	1.3	1.7
Field Goal Pct.	.360	.406
Free Throw Pct.	.667	.800
3-Pointers Per Game	2.0	3.2
Assist/Turnover Ratio	1.3	1.4

#5 Heron	2016-17	2017-18
Points Per Game	15.2	16.3
Field Goal Pct.	.442	.460
Free Throw Pct.	.770	.811
Steals Per Game	0.8	1.2

#13 Murray	2015-16*	2017-18
3-Point Pct.	.000	.333
Free Throw Pct.	.773	.850
Blocks Per Game	0.5	0.7
Assist/Turnover Ratio	0.6	1.0

* - at Presbyterian

#24 McLemore	2016-17	2017-18
Points Per Game	5.4	7.4
Rebounds Per Game	4.5	5.3
Free Throw Pct.	.603	.729
Blocks Per Game	1.2	2.7
Steals Per Game	0.4	0.7

YOUNG ROSTER

» Auburn is tied with Kentucky with the most underclassmen in the nation with 12 on the roster and only one senior. The Tigers are one of just seven teams in the country to have 10 or more underclassmen on their roster.

ACADEMICS UNDER BP

» Under Pearl, Auburn is a perfect 12-of-12 of seniors graduating players in Malcolm Canada, Chris Denson, Asauhn Dixon-Tatum, KT Harrell, Allen Payne, Cinmeon Bowers, Jordon Granger, Josh Dollard, Dylan Spencer, C.J. Holmes, Jonathan Walker and Tahj Shamsid-Deen.

19	Mississippi State	Missouri
19	Alabama	Missouri
19	Florida	Alabama

» Auburn is third in the SEC with a plus-2.9 turnover margin. The Tigers lead the league forcing 15.2 turnovers a game. In SEC play, Auburn leads the league with a plus-3.6 turnover margin and have forced 15 more turnovers than any other SEC team.

HAPPY HELPER

» Sophomore Jared Harper has a team-high 165 assists in 29 games and has produced 14 games of at least seven assists this campaign - which is first in the SEC.

Most Games with 7+ Assists (SEC)

Player (School)	Games w/ 7+	Total Asst
Jared Harper (Auburn)	14	165
Chris Chiozza (Florida)	13	180
Tremont Waters (LSU)	10	163

» Through 29 games in the season, Auburn has scored 426 points off assists from Harper with 288 coming from downtown (96 assists) and 138 inside the arc (69 assists).

» Harper dished out a career-high 14 assists against Vanderbilt. It is the most assists by an SEC player since Kentucky's Tyler Ulis recorded 14 assists vs. LSU on March 5, 2016, and one off Eddie Johnson's school record, which he set on Jan. 3, 1976, at LSU. It is also tied for the 10th most by any DI player in a game this season. Harper finished with 14 points and 14 assists to post his first career double-double and he is the first Auburn player with a double-double with points and assists since Kareem Canty vs. Northwestern State on Nov. 27, 2015

Single-Season Assist Leaders

1.	Gerald White	1985-86	221
2.	Wes Flanigan	1995-96	214
3.	Jamison Brewer	2000-01	187
4.	Gerald White	1984-85	185
5.	Doc Robinson	1999-2000	175
6.	Doc Robinson	1998-99	166
7.	Jared Harper	2017-18	165
8.	Quantez Robertson	2006-07	163
9.	Terrance Howard	1987-88	160
10.	Eddie Johnson	1975-76	149

MUSTAPHA NO. 5

» Sophomore Mustapha Heron was named the SEC Player of the Week, announced by the league office Jan. 8 and Jan. 29. Heron is the first Auburn player to earn two player of the week accolades from the conference since Korvotney Barber during the 2006-07 season.

» Heron scored in double figures in his first 25 games last season, breaking the record for the most for a freshman to begin a season previously held by Wesley Person (14 games in 1990-91). Heron has had 10+ points in 55 of 59 games (vs. Florida, 2017; vs. Temple, 2017; vs. Gardner-Webb, 2017; at Alabama, 2018).

» In addition, Heron has reached the 20-point plateau 13 times in his young career. The Waterbury, Conn. native scored 20-plus points six times during his freshman campaign and has already accomplished the feat seven times during the 2017-18 season (22 vs. Hofstra, 31 vs. Winthrop, 21 at Dayton, 21 vs. LSU, 23 vs. Vanderbilt, 28 vs. Texas A&M, 22 at Florida).

» Heron has averaged 19.2 points over his last six games, shooting 31-of-66 (47 percent) from the field and 26-of-30 (86.7 percent) from the charity stripe.

KNOCKING DOWN THE FREEBIES

» Auburn was 20-of-26 from the free-throw line against Alabama, the 15th time Auburn has made 20-plus free throws in a game this season. For the year, the Tigers have made 550 shots from the line, which is third in Auburn history (606 in 2014-15 and 562 in 2016-17). Auburn's top three single-season free throws made totals have come in Bruce Pearl's four seasons as head coach.

» The Tigers lead the country with 19.0 made free throws per game. Auburn also is seventh in the country with a 78.1 free-throw percentage and is tied for 14th with 704 attempts. Auburn is the only team in the country that ranks in the top 15 in free throws made, free throws attempted and free-throw percentage.

» The four Tigers who have the most free-throw attempts on the season all are shooting at least 80 percent from the stripe.

Player	FTM-FTA	Pct.
Desean Murray	91-107	.850
Jared Harper	144-174	.828
Mustapha Heron	107-132	.811
Bryce Brown	68-85	.800

» As a team, the Tigers are shooting 78.1 percent from the foul line with 550 makes, marking one of the best totals all-time.

» Three of the top 6 seasons in Auburn history in terms of free throws made have come in Bruce Pearl's four years as the Tigers' head coach, including the top 2 marks (606 in 2014-15 and 562 last season). Auburn was 30-of-38 from the free-throw line at South Carolina, setting new season-highs for makes and attempts.

Highest Free Throw Pct. All-Time

Rank	Pct.	Year
1.	.792*	1965-66
2.	.781	2017-18
3.	.772	1959-60
4.	.770	1987-88
5.	.758	1977-78

* - (ranked #1 in NCAA Div. I)

Most Single-Season Free Throws All-Time

Rank	FT Made	Year
1.	606	2014-15
2.	562	2016-17
3.	550	2017-18
4.	541	1989-90
5.	532	1953-54
6.	526	2013-14
7.	514	1958-59
8.	502	1970-71

Most Single-Season FT Attempted All-Time

Rank	FT Att.	Year
1.	910	2014-15
2.	836	2016-17
3.	802	2008-09
4.	787	1953-54
5.	776	1989-90
6.	747	2015-16
7.	730	2013-14
8.	707	1958-59
9.	704	2017-18
10.	703	1969-70

» Jared Harper is also tied for sixth in the Auburn record books for freebies made in a season.

Single-Season Free Throws Leaders

1.	John Mengelt	1970-71	208
2.	John Mengelt	1969-70	180
3.	Chris Denson	2013-14	176
4.	KT Harrell	2014-15	162
5.	Wally Tinker	1967-68	148
6.	Jared Harper	2017-18	144
	Bob Miller	1953-54	144
8.	Mustapha Heron	2016-17	137
9.	DeWayne Reed	2009-10	135
10.	KT Harrell	2013-14	134

» Jared Harper and KT Harrell (2013-14 & 2014-15) are the only players in Auburn's top 10 for single-season free throws made who also made at least 50 3s the same season.

Player	Season	FTM	3s
KT Harrell	2014-15	162	98
Jared Harper	2017-18	144	55
KT Harrell	2013-14	134	66

RETURN TO SENDER

» The Tigers have two of the top shot blockers in program history on the roster for the 2017-18 season.

All-Time Blocks Leaders

1.	Kyle Davis	2000-04	360
2.	Mamadou N'diaye	1996-2000	241
3.	Korvotney Barber	2005-09	155
4.	Charles Barkley	1981-84	145
5.	Chris Morris	1984-88	141
6.	Pat Burke	1993-97	133
7.	Horace Spencer	2015-P	129
8.	Anfernee McLemore	2016-P	110
9.	Asaiah Dixon-Tatum	2012-14	108
10.	Kenny Gabriel	2009-12	105

» McLemore's stellar 2017-18 season was cut short due to an ankle injury suffered at South Carolina.

Single-Season Blocks Leaders

1.	Kyle Davis	2002-03	126
2.	Kyle Davis	2000-01	84
3.	Kyle Davis	2001-02	78
4.	Mamadou N'diaye	1998-99	77
5.	Anfernee McLemore	2017-18	73
	Mamadou N'diaye	1997-98	73
6.	Kyle Davis	2003-04	72
8.	Mamadou N'diaye	1999-00	66

» Auburn is tied for ninth in the nation with 164 blocks on the season, a mark that is second all-time in a season. The Tigers blocked 162 shots last year, meaning two the top 3 single-season block totals in program history have come in the last two seasons.

Most Single-Season Blocks All-Time

Rank	Blocks	Year
1.	178	2002-03
2.	164	2017-18
3.	162	2016-17
4.	155	2000-01
5.	152	2001-02
	152	1997-98

TIGERS FROM DEEP

» Auburn has hit 11 3-pointers in a game 13 times so far this season. The Tigers are 159 of 421 (.378) from downtown in SEC play this season.

» Auburn has made at least 11 3s in 44 of 124 games (35 percent) under head coach Bruce Pearl compared to just 124 of 855 from the creation of the 3-point shot in the college game in 1986-87 to him taking over as Auburn's head coach prior to the 2014-15 season.

» The Tigers set a new school record for the most 3s made in an SEC game with 17 vs. Vanderbilt after making 14 in back-to-back games at Missouri and against LSU, which was one off the Tigers' previous record for the most ever in a SEC game. Auburn now has 17 games with at least 14 3s all-time, including four this season.

» Auburn had three games with at least 14 3s last season after never having more than two such games in a season previously.

Best 3-point Field Goal Pct. All-Time

Rank	Pct.	Year
1.	.452	1991-92
2.	.390	1992-93
3.	.380	1993-94
4.	.377	1990-91
	.377	1986-87
6.	.376	2017-18

Most 3-point Field Goals in a Single Season

Rank	Makes	Year
1.	289	2016-17
2.	287	1995-96
3.	286	2017-18
	278	2008-09
5.	272	2015-16
6.	271	2009-10
7.	259	2004-05
8.	252	2014-15

» Auburn's 17 3s vs. Vanderbilt are tied for the third-most in a game in program history. The Tigers have made at least 15 3s in a game nine times all-time, including five times in Bruce Pearl's four seasons. Auburn's 65.4 percent from 3-point range against Vanderbilt is the highest the Tigers have ever shot in a game where they have made at least 15 3s.

Most 3-pointers in a Game All-Time

Makes	Opponent	Date
21	Coastal Carolina	12/15/2016
18	Temple	11/19/2004
17	Vanderbilt	2/3/2018
17	Northwestern St.	11/27/2015
15	Alabama	2/4/2017
15	Arkansas	2/17/2016
15	Nicholls State	11/24/2004
15	Arkansas	1/6/1996
15	West Florida	12/12/1994

Highest Pct. w/ 15 3s in a Game All-Time

Makes	Opponent	Date
21-42 (50.0)	Coastal Carolina	12/15/2016
18-41 (43.9)	Temple	11/19/2004
17-26 (65.4)	Vanderbilt	2/3/2018
17-32 (53.1)	Northwestern St.	11/27/2015
15-27 (55.6)	Alabama	2/4/2017

HOT SHOT

» Auburn shot 29-of-57 (50.9 percent) from the field at Georgia for the third straight game and fourth time in seven games the Tigers have shot at least 50 percent. It was the first time the Tigers have shot 50-plus percent in three straight SEC games since Feb. 9-Feb. 17, 1999, Auburn shot 52.9 percent vs. Ole Miss, 54.5 percent vs. Alabama and 51.6 percent vs. Vanderbilt.

» It is the ninth time this season Auburn has eclipsed the 50 percent field-goal percentage plateau, including the fifth time in SEC play.

RPI IMPROVEMENT

» In the four seasons before 2014-15, the Tigers held an average final RPI of 202. Since that point, Auburn has averaged a final RPI of 131. Here are the final RPI rankings in the last seven seasons.

2010-11	253
2011-12	145
2012-13	250
2013-14	160
2014-15	132 (Under Coach Pearl)
2015-16	160 (Under Coach Pearl)
2016-17	82 (Under Coach Pearl)

» Auburn currently stands at No. 7 in the latest RPI, which is tops in the SEC, five spots ahead of Tennessee (12).

ALL-TIME IN OVERTIME

» Auburn has a 49-53 (.480) record in overtime games in its history.

» Auburn is 2-2 under Coach Pearl when entering extra time. The Tigers have had at least one overtime game in all three seasons with Pearl at the helm.

TOP OF THE PACK

» Auburn has fared well in the past two seasons in the non-conference slate. The Tigers lead the SEC in both wins and winning percentage in non-league regular season games since the start of last campaign.

Team	'16-17	'17-18	Total	Pct.
Auburn	11-2	12-1	23-3	.885
Arkansas	11-2	11-2	22-4	.846
Miss. State	9-3	12-1	21-4	.840
Kentucky	10-3	11-2	21-5	.808
Texas A&M	8-4	11-2	19-6	.760

2017-18 ROSTER CAREER VS ARKANSAS

BRYCE BROWN

Year	GP	FG-A-Pct	3FG-A-Pct	FT-A-Pct	RPG	Ast	Blk	Stl	PPG
15-16	1	9-18-.500	9-14-.643	0-0-.000	0.0	0	0	1	27.0
16-17	1	2-5-.400	2-3-.667	0-0-.000	2.0	2	0	1	6.0
17-18	1	4-9-.444	3-6-.500	2-2-1.000	0.0	1	0	0	13.0
Total	3	15-32-.469	14-23-.609	2-2-1.000	0.7	3	0	2	15.3

MALIK DUNBAR

Year	GP	FG-A-Pct	3FG-A-Pct	FT-A-Pct	RPG	Ast	Blk	Stl	PPG
17-18	1	2-2-1.000	1-1-1.000	2-2-1.000	3.0	0	0	1	7.0
Total	1	2-2-1.000	1-1-1.000	2-2-1.000	3.0	0	0	1	7.0

JARED HARPER

Year	GP	FG-A-Pct	3FG-A-Pct	FT-A-Pct	RPG	Ast	Blk	Stl	PPG
16-17	1	6-13-.462	3-6-.500	2-3-.667	2.0	3	0	1	17.0
17-18	1	3-9-.333	1-3-.333	7-9-.778	1.0	8	0	2	14.0
Total	2	9-22-.409	4-9-.444	9-12-.750	1.5	11	0	3	15.5

MUSTAPHA HERON

Year	GP	FG-A-Pct	3FG-A-Pct	FT-A-Pct	RPG	Ast	Blk	Stl	PPG
16-17	1	5-10-.500	2-3-.667	4-6-.667	6.0	1	0	0	16.0
17-18	1	7-14-.500	3-4-.750	0-1-.000	6.0	0	0	0	17.0
Total	2	12-24-.500	5-7-.714	4-7-.571	6.0	1	0	0	16.5

PATRICK KEIM

Year	GP	FG-A-Pct	3FG-A-Pct	FT-A-Pct	RPG	Ast	Blk	Stl	PPG
14-15	1	0-0-.000	0-0-.000	0-0-.000	2.0	1	0	0	0.0
15-16	1	0-1-.000	0-1-.000	0-2-.000	2.0	1	0	1	0.0
Total	2	0-1-.000	0-1-.000	0-2-.000	2.0	2	0	1	0.0

ANFERNEE MCLEMORE

Year	GP	FG-A-Pct	3FG-A-Pct	FT-A-Pct	RPG	Ast	Blk	Stl	PPG
16-17	1	3-6-.500	0-0-.000	2-4-.500	8.0	0	1	0	8.0
17-18	1	2-5-.400	1-2-.500	0-0-.000	1.0	0	1	1	5.0
Total	2	5-11-.455	1-2-.500	2-4-.500	4.5	0	2	1	6.5

DAVION MITCHELL

Year	GP	FG-A-Pct	3FG-A-Pct	FT-A-Pct	RPG	Ast	Blk	Stl	PPG
17-18	1	3-3-1.000	0-0-.000	0-0-.000	1.0	3	0	0	6.0
Total	1	3-3-1.000	0-0-.000	0-0-.000	1.0	3	0	0	6.0

DESEAN MURRAY

Year	GP	FG-A-Pct	3FG-A-Pct	FT-A-Pct	RPG	Ast	Blk	Stl	PPG
17-18	1	5-8-.625	0-0-.000	5-6-.833	8.0	2	1	2	15.0
Total	1	5-8-.625	0-0-.000	5-6-.833	8.0	2	1	2	15.0

CHUMA OKEKE

Year	GP	FG-A-Pct	3FG-A-Pct	FT-A-Pct	RPG	Ast	Blk	Stl	PPG
17-18	1	4-8-.500	2-4-.500	0-0-.000	6.0	1	0	0	10.0
Total	1	4-8-.500	2-4-.500	0-0-.000	6.0	1	0	0	10.0

HORACE SPENCER

Year	GP	FG-A-Pct	3FG-A-Pct	FT-A-Pct	RPG	Ast	Blk	Stl	PPG
15-16	1	3-7-.429	0-0-.000	0-0-.000	5.0	1	7	0	6.0
17-18	1	0-0-.000	0-0-.000	1-2-.500	2.0	0	1	1	1.0
Total	2	3-7-.429	0-0-.000	1-2-.500	3.5	1	8	1	3.5

AUBURN VS ARKANSAS LAST 25

Date	Location	Result	Auburn	Arkansas
Jan. 21, 2004	Auburn, Ala.	W	70	63
Feb. 4, 2004	Fayetteville, Ark.	L	52	74
Jan. 2, 2005	Fayetteville, Ark.	L	59	95
March 5, 2005	Auburn, Ala.	W	77	64
Jan. 21, 2006	Auburn, Ala.	L	52	68
Feb. 11, 2006	Fayetteville, Ark.	L	64	84
Feb. 7, 2007	Fayetteville, Ark.	L	57	65
Feb. 21, 2007	Auburn, Ala.	W	67	59
Jan. 10, 2008	Auburn, Ala.	L	70	76
March 8, 2008	Fayetteville, Ark.	L	64	77
Jan. 24, 2009	Fayetteville, Ark.	W	73	51
Feb. 11, 2009	Auburn, Ala.	W	75	62
Feb. 6, 2010	Fayetteville, Ark.	L (OT)	79	82
Feb. 20, 2010	Auburn, Ala.	W	92	83
Jan. 25, 2011	Fayetteville, Ark.	L	64	73
Feb. 26, 2011	Auburn, Ala.	L	55	57
Jan. 25, 2012	Fayetteville, Ark.	L	53	56
Feb. 25, 2012	Auburn, Ala.	L	71	77
Jan. 16, 2013	Fayetteville, Ark.	L (2OT)	80	88
Feb. 13, 2013	Auburn, Ala.	L	75	83
Jan. 25, 2014	Fayetteville, Ark.	L	67	86
Feb. 10, 2015	Auburn, Ala.	L	87	101
Feb. 17, 2016	Fayetteville, Ark.	W	90	86
Feb. 25, 2017	Auburn, Ala.	L	68	79
Jan. 6, 2018	Auburn, Ala.	W	88	77

All-Time Series _____ Arkansas leads 33-18
 All Games at Auburn _____ Auburn leads 13-12
 All Games at Auburn Arena _____ Arkansas leads 5-1
 All Games at BEMC _____ Auburn leads 12-7
 All Games at Arkansas _____ Arkansas leads 20-4
 All Games at Bud Walton Arena _____ Arkansas leads 19-3
 Bruce Pearl vs. Arkansas _____ 7-5
 Mike Anderson vs. Auburn _____ 7-2
 All Games at Neutral Sites _____ Tied 1-1
 SEC Tournament Games _____ Arkansas leads 1-0
 Current Series Streak _____ 1 by Auburn
 Longest Auburn Streak _____ 3 ('02-'03/'03-'04)
 Longest Arkansas Streak _____ 8 ('11-'15)

LAST TIME VS ARKANSAS



Official Basketball Box Score -- Game Totals -- Final Statistics

Arkansas vs Auburn
01/06/18 5:00 p.m. at Auburn, Ala. (Auburn Arena)
**Arkansas 77 • 11-4, 1-2**

#	Player		Total	3-Ptr	Rebounds			PF	TP	A	TO	Blk	Stl	Min	
			FG-FGA	FG-FGA	FT-FTA	Off	Def								Tot
10	GAFFORD,Daniel	f	3-7	0-0	2-5	2	2	4	4	8	0	0	1	0	17
13	THOMAS,Dustin	f	1-1	0-0	2-3	0	2	2	0	4	1	3	0	0	12
00	BARFORD,Jaylen	g	8-14	3-7	2-3	1	2	3	4	21	3	3	0	1	33
04	MACON,Daryl	g	3-11	0-5	4-4	0	2	2	0	10	2	1	0	3	38
31	BEARD,Anton	g	5-12	1-5	0-0	0	1	1	4	11	1	1	0	0	26
01	THOMPSON,Trey		3-4	0-0	2-2	1	5	6	3	8	2	1	0	1	23
02	BAILEY,Adrio		1-4	0-0	0-0	1	2	3	1	2	1	1	1	1	17
05	COOK,Arlando		2-3	0-0	0-0	2	3	5	0	4	1	0	2	0	10
20	HALL,Darious		3-3	0-0	1-2	1	5	6	1	7	0	1	0	0	21
23	JONES,CJ		1-3	0-2	0-0	1	0	1	0	2	2	0	0	0	3
Team						0	2	2							
Totals			30-62	4-19	13-19	9	26	35	17	77	13	11	4	6	200

FG % 1st Half: 13-31 41.9% 2nd half: 17-31 54.8% Game: 30-62 48.4%
 3FG % 1st Half: 1-9 11.1% 2nd half: 3-10 30.0% Game: 4-19 21.1%
 FT % 1st Half: 3-6 50.0% 2nd half: 10-13 76.9% Game: 13-19 68.4%

Deadball
Rebounds
3,2

Auburn 88 • 14-1, 2-0

#	Player		Total	3-Ptr	Rebounds					PF	TP	A	TO	Blk	Stl	Min
			FG-FGA	FG-FGA	FT-FTA	Off	Def	Tot								
13	MURRAY, Desean	f	5-8	0-0	5-6	2	6	8	2	15	2	2	1	2	26	
24	MCLEMORE, Anfernee	f	2-5	1-2	0-0	0	1	1	4	5	0	0	1	1	15	
01	HARPER, Jared	g	3-9	1-3	7-9	0	1	1	1	14	8	2	0	2	29	
02	BROWN, Bryce	g	4-9	3-6	2-2	0	0	0	3	13	1	0	0	0	30	
05	HERON, Mustapha	g	7-14	3-4	0-1	2	4	6	1	17	0	1	0	0	28	
00	SPENCER, Horace		0-0	0-0	1-2	0	2	2	4	1	0	0	1	1	19	
04	OKEKE, Chuma		4-8	2-4	0-0	1	5	6	0	10	1	2	0	0	19	
10	MITCHELL, Davion		3-3	0-0	0-0	0	1	1	0	6	3	2	0	0	23	
14	DUNBAR, Malik		2-2	1-1	2-2	0	3	3	1	7	0	0	0	1	11	
Team						0	2	2								
Totals			30-58	11-20	17-22	5	25	30	16	88	15	9	3	7	200	

FG % 1st Half: 19-35 54.3% 2nd half: 11-23 47.8% Game: 30-58 51.7%
 3FG % 1st Half: 7-13 53.8% 2nd half: 4-7 57.1% Game: 11-20 55.0%
 FT % 1st Half: 2-5 40.0% 2nd half: 15-17 88.2% Game: 17-22 77.3%

Deadball
Rebounds
0,1

Officials: Doug Shows, Patrick Evans, Tim Gattis
 Technical fouls: Arkansas-MACON, Daryl. Auburn-None.
 Attendance: 8950

Score by periods	1st	2nd	Total
Arkansas	30	47	77
Auburn	47	41	88

Points	In Paint	Off T/O	2nd Chance	Fast Break	Bench
AR	40	9	9	15	23
AU	36	16	4	10	24

Last FG - AR 2nd-00:24, AU 2nd-00:59.
 Largest lead - AR None, AU by 21 2nd-11:24.
 AR led for 00:00. AU led for 39:43. Game was tied for 00:16.

Score tied - 0 times.
 Lead changed - 0 times.

STAT RANKINGS (AS OF 2/25)

	Value	SEC	NCAA
Winning Pct.	.828	1st	12th
Scoring Offense	84.3	1st	16th
Scoring Defense	72.6	10th	181st
Scoring Margin	+11.7	1st	17th
Field Goal Pct.	.448	8th	172nd
Field Goal Pct. Def.	.421	8th	77th
3-pt. FG Per Game	9.9	1st	24th
3-pt. FG Pct.	.376	4th	63rd
3-pt. FG Pct. Def.	.347	10th	177th
Free Throw Pct.	.781	1st	7th
Free Throw Made	550	1st	3rd
Free Throws Att.	704	2nd	14th
Rebounds	38.5	4th	49th
Rebound Margin	+4.3	5th	55th
Off. Rebounds	12.3	3rd	37th
Def. Rebounds	26.1	6th	112th
Assists	14.8	4th	108th
Assist/Turnover	1.19	6th	93rd
Turnover Margin	+2.9	3rd	36th
Turnovers Forced	15.2	1st	34th
Blocks	5.7	3rd	8th
Steals	7.5	1st	46th

INDIVIDUAL

3-pt. FG Pct.

Bryce Brown .391 3rd 78th

3-pt. FG Per Game

Bryce Brown 3.3 1st 14th

Assist-to-Turnover Ratio

Jared Harper 2.58 3rd 45th

Assists Per Game

Jared Harper 5.7 3rd 34th

Blocks Per Game

Anfernee McLemore 2.7 1st 11th

Horace Spencer 1.2 14th 150th

Free Throw Pct.

Desean Murray .850 3rd 76th

Jared Harper .828 5th 134th

Mustapha Heron .811 9th 170th

Offensive Rebounds Per Game

Desean Murray 2.7 5th 83rd

Chuma Okeke 2.1 11th 243rd

Rebounds Per Game

Desean Murray 7.0 7th 199th

Total Assists

Jared Harper 165 2nd 29th

Total Blocks

Anfernee McLemore 73 1st 15th

Horace Spencer 36 14th 142nd

COMPARING WINS AND LOSSES

Category	Wins	Losses
Scoring Offense	86.6	73.2
Scoring Defense	71.0	80.2
Scoring Margin	+15.6	-7.0
Field Goal Pct.	.458	.400
Field Goal Pct. Def.	.409	.479
3-pt. FG Per Game	10.4	7.4
3-pt. FG Pct.	.395	.285
3-pt. FG Pct. Def.	.332	.421
Free Throw Pct.	.784	.766
Free Throws Made	19.4	17.0
Rebounds	38.7	37.2
Rebound Margin	+4.9	+1.4
Off. Rebounds	12.1	13.4
Def. Rebounds	26.6	23.8
Assists	15.3	12.2
Assist/Turnover	1.3	0.9
Turnover Margin	+3.5	+0.0
Turnovers Forced	15.5	13.8
Steals	7.8	5.8
Blocks	5.9	4.4

CURRENT STREAKS

Overall	Lost 1
vs. Unranked	Lost 1
vs. Ranked	Won 2
Home	Won 2
vs. SEC	Won 2
vs. Non-SEC	Won 13
vs. Ranked	Won 1
vs. Unranked	Won 2
Road	Lost 2
vs. SEC	Lost 2
vs. Non-SEC	Won 2
vs. Ranked	Won 1
vs. Unranked	Lost 2
Neutral	Won 2
vs. Ranked	Lost 7
vs. Unranked	Won 2

CONSECUTIVE GAMES WITH A 3-POINTER

Bryce Brown	26
Danjel Purifoy	13
Chuma Okeke	3
Mustapha Heron	1

AUBURN IN THE POLLS

Date	AP Poll	Coaches Poll
Preseason	-	-
Nov. 13	-	-
Nov. 20	-	-
Nov. 27	-	-
Dec. 4	-	-
Dec. 11	-	-
Dec. 18	RV	-
Dec. 25	RV	RV
Jan. 1	RV	RV
Jan. 8	22	24
Jan. 15	17	20
Jan. 22	17	19
Jan. 29	11	13
Feb. 5	8	9
Feb. 12	10	11
Feb. 19	12	13
Feb. 26	14	15

AP TOP 25

Rank	School	Record	Points
1	Virginia (48)	26-2	1,608
2	Michigan State (17)	28-3	1,571
3	Xavier	25-4	1,422
4	Villanova	25-4	1,416
5	Duke	24-5	1,362
6	Kansas	23-6	1,272
7	Gonzaga	27-4	1,231
8	Purdue	26-5	1,178
9	North Carolina	22-7	1,140
10	Cincinnati	25-4	1,013
11	Wichita State	23-5	945
12	Texas Tech	22-7	887
13	Ohio State	24-7	791
14	Auburn	24-5	781
15	Michigan	24-7	753
16	*Tennessee	21-7	564
17	Rhode Island	23-4	558
18	Clemson	21-7	499
19	Arizona	22-7	450
20	West Virginia	21-8	429
21	Nevada	25-5	386
22	Saint Mary's	27-4	318
23	*Kentucky	20-9	174
24	*Middle Tennessee	23-5	144
24	Houston	22-6	45

Others receiving votes: TCU 41, Butler 34, St. Bonaventure 29, NC State 28, Creighton 26, Loyola of Chicago 8, USC 7, Florida State 4, Seton Hall 3, *Arkansas 3, Virginia Tech 2, Oklahoma 1, *Florida 1, Boise State 1.

USA TODAY COACHES POLL

Rank	School	Record	Points
1	Virginia	26-2	785
2	Michigan State	28-3	781
3	Duke	24-5	690
4	Xavier	25-4	683
5	Villanova	25-4	670
6	Kansas	23-6	644
7	Gonzaga	27-4	593
8	Purdue	26-5	587
9	North Carolina	22-7	550
10	Cincinnati	25-4	492
11	Wichita State	23-5	436
12	Texas Tech	22-7	421
13	Michigan	24-7	384
14	Ohio State	24-7	378
15	Auburn	24-5	316
16	Rhode Island	23-4	301
17	*Tennessee	21-7	290
18	Clemson	21-7	248
19	West Virginia	21-8	223
20	Saint Mary's	27-4	195
21	Nevada	25-5	170
22	Arizona	22-7	166
23	*Middle Tennessee	23-5	81
24	Creighton	20-9	66
25	*Kentucky	20-9	60

Others receiving votes: Houston 51, Arizona State 22, TCU 17, Butler 14, Virginia Tech 12, NC State 10, *Florida 10, Nebraska 8, New Mexico State 7, Florida State 7, Loyola (Ill.) 7, Miami (Fla.) 6, St. Bonaventure 6, Oklahoma 4, Louisiana-Lafayette 3, *Arkansas 2, Seton Hall 2, *Texas A&M 2.

* - Auburn opponent in 2017-18

AUBURN'S RECORD WHEN...

Overall	24-5
Home	14-1
Away	7-4
Neutral	3-1
Conference	12-4
Home	7-1
Away	5-3
Non-Conference	12-1
Home	7-0
Away	2-0
Neutral	3-1
Overtime	0-0
Wearing white uniforms	13-1
Wearing navy uniforms	6-2
Wearing orange uniforms	5-2
Leading at half	20-1
Trailing at half	4-4
Tied at half	0-0
Leading with 5:00 remaining in second half	24-0
Trailing with 5:00 remaining in second half	0-5
Tied with 5:00 remaining in second half	0-0
Has more rebounds than opponent	17-3
Has fewer rebounds than opponent	7-2
Same rebounds as opponent	0-0
Commits more turnovers than opponent	3-2
Causes more turnovers than opponent	19-3
Same turnovers as opponent	2-0
Has more FT attempts than opponent	19-2
Has fewer FT attempts than opponent	4-3
Same FT attempts as opponent	1-0
Shoots 40% or better from field	20-2
Shoots less than 40% from field	4-3
Opponent shoots 40% or better from field	16-5
Opponent shoots less than 40% from field	8-0
Shoots better than opponent	18-1
Opponent shoots better	6-4
Same FG percentage	0-0
Bench outscores opponent's bench	16-2
Opponent's bench outscores Auburn bench	7-3
Same points off the bench	1-0
Auburn scores 100 or more	2-0
Auburn scores between 90-99	6-0
Auburn scores between 80-89	8-1
Auburn scores between 70-79	8-3
Auburn scores between 60-69	0-1
Auburn scores less than 60	0-0
Opponent scores 100 or more	0-0
Opponent scores between 90-99	0-0
Opponent scores between 80-89	4-3
Opponent scores between 70-79	11-2
Opponent scores between 60-69	8-0
Opponent scores less than 60	1-0
On Sunday	2-0
On Monday	0-0
On Tuesday	4-0
On Wednesday	5-2
On Thursday	1-0
On Friday	2-1
On Saturday	10-2
In November	5-1
In December	7-0
In January	7-1
In February	4-3
In March	0-0
Five-plus players score in double-figures	10-1
Four players score in double figures	11-3
Three players score in double figures	1-1
Two players score in double figures	2-0
One player score in double figures	0-0

MISCELLANEOUS STATISTICS

Largest margin of victory	34, vs. Winthrop (11/24/17)
Smallest margin of victory	4, at Murray State (12/19/17)
Largest margin of defeat	14, vs. Temple (11/17/17)
Smallest margin of defeat	1, vs. Texas A&M (2/7/18)
Biggest rebound margin	+22, vs. Gardner-Webb (12/6/17)
Biggest rebound deficit	-11 (2x), last vs. Texas A&M (2/7/18)
Average margin of victory/defeat	+15.6/-7.0
Largest halftime lead	23, vs. UConn (12/23/17)
Largest halftime lead blown	3, at Alabama (1/17/18)
Largest halftime deficit	21, at South Carolina (2/17/18)
Largest halftime deficit overcome	14, vs. Georgia (1/20/18)
Largest overall lead	41, vs. Norfolk State (2H) (11/10/17)
Largest overall lead blown	4, at Alabama (1H) (1/17/18)
Largest overall deficit	26, at South Carolina (1H) (2/17/18)
Largest deficit overcome to win	16, vs. Georgia (1H) (1/20/18)

TEAM EXTREMES

Most points scored	119, vs. Winthrop (11/24/17)
Fewest points scored	66, at Florida (2/24/18)
Most rebounds	52, vs. Gardner-Webb (12/6/17)
Fewest rebounds	22, vs. Texas A&M (2/7/18)
Most assists	22, vs. Winthrop (11/24/17)
Fewest assists	8 (2x), last at South Carolina (2/17/18)
Most turnovers	21, vs. Middle Tennessee (12/16/17)
Fewest turnovers	7 (2x), last vs. Kentucky (2/14/18)
Most steals	14 (2x), last vs. Alabama (2/21/18)
Fewest steals	3 (2x), last at Florida (2/24/18)
Most blocks	10 (2x), last vs. Cornell (12/30/17)
Fewest blocks	2 (2x), last vs. UAB (12/9/17)
Best shooting percentage	.618 (42-68), vs. Winthrop (11/24/17)
Worst shooting percentage	.317 (20-63), at South Carolina (2/17/18)
Best 3-pt. percentage	.654 (17-26), vs. Vanderbilt (2/3/18)
Worst 3-pt. percentage	.185 (5-27), at South Carolina (2/17/18)
Best FT percentage	.913 (21-23), vs. Georgia (1/20/18)
Worst FT percentage	.600 (9-15), at Georgia (2/10/18)
Most points (1st half)	58, vs. Winthrop (11/24/17)
Fewest points (1st half)	24 (2x), last at Florida (2/24/18)
Most points (2nd half)	61, vs. Winthrop (11/24/17)
Fewest points (2nd half)	34, vs. Middle Tennessee (12/16/17)
Most points (OT)	-
Fewest points (OT)	-

STARTING LINEUPS

Record when starting lineup is:

Brown, Harper, Heron, Murray, Spencer	5-2
Brown, Harper, Heron, McLemore, Murray	16-3
Brown, Dunbar, Harper, McLemore, Murray	1-0
Dunbar, Harper, Heron, McLemore, Murray	1-0
Brown, Dunbar, Harper, Murray, Spencer	1-0

Record when starts:

Bryce Brown	22-5
Malik Dunbar	2-0
Jared Harper	23-5
Mustapha Heron	22-5
Anfernee McLemore	18-3
Desean Murray	23-5
Horace Spencer	6-2

THE LAST TIME

AN AUBURN PLAYER...

Scored at least 30 points	Mustapha Heron (31) vs. Winthrop (11/24/17)
Scored at least 35 points	Toney Douglas (38) vs. Nicholls State (11/24/04)
Scored at least 40 points	Wesley Person (44) vs. UAB (12/16/93)
Had two players with at least 20 points	Bryce Brown (25) and Mustapha Heron (23) vs. Vanderbilt (2/3/18)
Had three players with at least 20 points	KT Harrell (24), Tahj Shamsid-Deen (21) & Cinmeon Bowers (20) vs. Louisiana (11/21/14)
Scored 20 points in a half	Bryce Brown (25, 2nd) vs. Georgia (1/20/18)
Scored 20 points in 1st half	Bryce Brown (23) vs. UAB (12/9/17)
Scored 20 points in 2nd half	Bryce Brown (25) vs. Georgia (1/20/18)
Scored 25 points in a half	Bryce Brown (25, 2nd) vs. Georgia (1/20/18)
Had two players with 25 points	Chris Denson (30) & KT Harrell (26) vs. Mississippi State (2/14/14)
Had two players with 25 points (SEC)	Chris Denson (30) & KT Harrell (26) vs. Mississippi State (2/14/14)
A player had back-to-back 25-point SEC games	Kareem Canty (26) vs. Kentucky (1/16/16); (25) vs. Alabama (1/19/16)
A player had three straight 25-point SEC games	Chris Denson (29) at LSU (2/8/14)
	(26) vs. Kentucky (2/12/14); (30) vs. Mississippi State (2/15/14)
A player had four straight 25-point SEC games	Chris Denson (25) at South Carolina (2/5/14); (29) at LSU (2/8/14);
	(26) vs. Kentucky (2/12/14); (30) vs. Mississippi State (2/15/14)
A player had five straight 25-point SEC games	Keenan Carpenter (44) vs. LSU (1/8/89); (28) vs. Mississippi State (2/11/89)
	(33) at Florida (2/15/89); (32) at Ole Miss (2/18/89); (29) vs. Kentucky (2/20/89)
Zero players scored in double figures	at Vanderbilt (1/7/12)
Only one player scored in double figures	Bryce Brown (18) at Tennessee (2/9/16)
Five players scored in double figures	Mustapha Heron (21), Desean Murray (18),
	Bryce Brown (15), Chuma Okeke (14), Jared Harper (11) vs. LSU (1/27/18)
Five players scored in double figures (SEC)	Mustapha Heron (21), Desean Murray (18),
	Bryce Brown (15), Chuma Okeke (14), Jared Harper (11) vs. LSU (1/27/18)
All five starters scored in double figures	Desean Murray (16), Mustapha Heron (15), Bryce Brown (13),
	Anfernee McLemore (13), Jared Harper (12), Horace Spencer (12) vs. Ole Miss (1/9/18)
Six players scored in double figures	Desean Murray (16), Mustapha Heron (15), Bryce Brown (13),
	Anfernee McLemore (13), Jared Harper (12), Horace Spencer (12) vs. Ole Miss (1/9/18)
Six players scored in double figures (SEC)	Desean Murray (16), Mustapha Heron (15), Bryce Brown (13),
	Anfernee McLemore (13), Jared Harper (12), Horace Spencer (12) vs. Ole Miss (1/9/18)
Had at least 15 rebounds	Danjel Purifoy (15) at UConn (12/23/16)
Had at least 15 rebounds (SEC)	Cinmeon Bowers (17) vs. Ole Miss (2/20/16)
Had at least 20 rebounds	Kelvin Ardister (20) vs. Tennessee (1/4/89)
Had at least 25 rebounds	Rex Frederick (25) at Ole Miss (1/6/58)
Had at least 20 pts & 20 reb	Kelvin Ardister (22 pts, 20 reb) vs. Tennessee (1/4/89)
Had two players with at least 10 rebounds	Anfernee McLemore (11) and Desean Murray (11) vs. Kentucky (2/14/18)
Had at least three players with 10 rebounds	Korvotney Barber (13), Quantez Robertson (10) and Lucas Hargrove (10) at Virginia (12/20/08)
Had a double-double	Chuma Okeke (12 pts, 10 reb) at Florida (2/24/18)
Had two straight double-doubles	Chuma Okeke (16 pts, 10 reb) vs. Alabama (2/21/18); (12 pts, 10 reb) at Florida (2/24/18)
Had three straight double-doubles	Cinmeon Bowers (12 pts, 15 reb) vs. Vanderbilt (2/13/16);
	(14 pts, 10 reb) at Arkansas (2/17/16); (11 pts, 18 reb) vs. Ole Miss (2/20/16)
Had four straight double-doubles	Cinmeon Bowers (19 pts, 19 reb) vs. Middle Tennessee (12/12/15); (13 pts, 12 reb) vs. Mercer (12/15/15);
	(12 pts, 11 reb) at Xavier (12/19/15); (12 pts, 12 reb) vs. New Mexico (12/22/15)
Had five straight double-doubles	Jeff Moore (26 pts, 11 reb) vs. Ole Miss (3/2/88); (20 pts, 11 reb) at LSU (3/5/88);
	(22 pts, 11 reb) vs. Georgia (3/11/88); (13 pts, 13 reb) vs. Bradley (3/17/88); (22 pts, 11 reb) vs. Oklahoma (3/19/88)
Had two players with a double-double	Tyler Harris (20 pts, 11 reb) and Cinmeon Bowers (13 pts, 12 ast) vs. Mercer (12/15/15)
Had a double-double with points and assists	Jared Harper (14 pts, 14 ast) vs. Vanderbilt (2/3/18)
Had a triple-double	Kenny Gabriel (24 pts, 13 reb, 10 blk) vs. Bethune-Cookman (1/2/12)
Had 10 assists	Jared Harper (14) vs. Vanderbilt (2/3/18)
Had two players with at least five blocks	Rob Chubb (5) and Willy Kouassi (5) vs. Nicholls State (11/25/11)
Had 10 blocks	Kenny Gabriel (10) vs. Bethune-Cookman (1/2/12)
Had five steals	Antoine Mason (5) at LSU (2/6/15)
Had five steals (SEC)	Antoine Mason (5) at LSU (2/6/15)
Made 25 straight free throws	Danjel Purifoy (27) (11/23/16-12/18/16)
Hit buzzer-beater shot to win a game	T.J. Dunans vs. Mercer (3-pt FG, 76-74) (12/18/16)
Played more than 40 minutes	Danjel Purifoy (44) vs. UConn (12/23/16)

THE LAST TIME

AN AUBURN TEAM...

Defeated a ranked team at home	vs. #22 Arkansas (1/6/18)
Defeated a ranked team on the road	at #23 Tennessee (1/2/18)
Defeated a top-10 team at home	vs. #9 Alabama (1/18/03)
Defeated a top-10 team on the road	at #8 Arkansas (1/23/93)
Won in overtime	at UConn, 70-67 (OT) (12/23/16)
Lost in overtime	vs. Missouri (SECT), 86-83 (OT) (3/8/17)
Won in double overtime	vs. Xavier, 89-88 (2OT) (12/20/14)
Lost in double overtime	at Arkansas, 88-80 (2OT) (1/16/13)
Played back-to-back overtime games	vs. Ole Miss, W 69-68 (2OT) (1/14/12) and at LSU, L 65-58 (OT) (1/17/12)
Played at least three overtimes	vs. Georgia (SEC Tournament) (4OT) (3/1/79)
Shot 70% for a half	74.1% (20-27) vs. Arkansas-Pine Bluff (12/30/13)
Shot 70% for a half (SEC)	72.7% (16-22) at Ole Miss (2/22/03)
Shot 60% for a game	61.8% (42-68) vs. Winthrop (11/24/17)
Shot 60% for a game (SEC)	61.1% (33-54) at Arkansas (2/17/16)
Shot less than 30% for game	29.8% (17-57) at Tennessee (3/9/16)
Shot 100% from the free throw line	100% (6-6) vs. Long Beach State (12/23/11)
Shot 60% from 3-point line	65.4% (17-26) vs. Vanderbilt (2/3/18)
Shot less than 30% in half	25.0% (6-24) at South Carolina (1st) (2/17/18)
Shot less than 20% in half	18.2% (6-33) at Colorado (2nd) (11/17/14)
Shot less than 10% in a half	8.3% (2-24) vs. LSU (1st) (1/8/11)
Attempted 50 free throws	52 vs. Vanderbilt (2/6/54)
Attempted 40 free throws	42 vs. Alabama (1/21/17)
Attempted 30 free throws in half	30 vs. Georgia (2nd) (2/24/16)
Made 30 free throws	31 vs. Arkansas (2/10/15)
Made 30 free throws (SEC)	31 vs. Arkansas (2/10/15)
Made at least 10 3-point field goals	12 vs. Alabama (2/21/18)
Failed to make 3-point field goal	vs. Kentucky (0-15) (1/19/13)
Had at least 50 rebounds	52 vs. Gardner-Webb (12/6/17)
Had less than 20 rebounds	19 vs. Presbyterian (12/18/10)
Had 25 assists	26 vs. Tennessee State (12/19/06)
Had at least 15 steals	16 vs. Georgia Southern (12/29/10)
Had at least 10 blocks	10 vs. Cornell (12/30/17)
Had at least 15 blocks	17 vs. Nicholls State (11/25/11)
Had at least 25 lead changes	27 at Arkansas (1/16/13)
Scored 50 points in a half	50 vs. Alabama (2nd) (2/21/18)
Scored 50 points in a half (SEC)	50 vs. Alabama (2nd) (2/21/18)
Scored 60 points in a half	61 vs. Winthrop (2nd) (11/24/17)
Scored 60 points in a half (SEC)	64 at Tennessee (2/15/06)
Scored 70 points in a half	72 vs. Northwestern State (2nd) (11/27/15)
Scored 100 points	119 vs. Winthrop (11/24/17)
Scored 100 points (SEC)	102 vs. Alabama (2/13/99)
Scored under 20 points in 1st half	19 at Vanderbilt (1/6/15)
Scored under 20 points in 2nd half	14 vs. Tulsa (11/24/14)
Scored under 10 points in a half	6 vs. LSU (1st) (1/8/11)
Scored 35 or under points in a game	35 vs. Tulsa (11/24/14)
Scored under 50 points in game	45 at Tennessee (2/9/16)
Scored under 50 points in game (SEC)	45 at Tennessee (2/9/16)

Opponent	PTS	FG-A	Pct.	3FG-A	Pct.	FT-A	Pct.	O-D-TOT	PF	A	TO	BLK	STL
Auburn	102	35-63	.556	8-22	.364	24-30	.800	9-33-42	21	17	16	9	8
vs. Norfolk State	74	21-61	.344	12-34	.353	20-27	.741	9-20-29	26	15	16	3	11
Auburn	83	27-64	.422	6-20	.300	23-31	.742	12-33-45	28	16	15	9	9
vs. Indiana State	64	17-56	.304	6-20	.300	24-30	.800	10-27-37	21	12	21	4	7
Auburn	74	27-75	.360	8-33	.242	12-17	.706	19-25-44	16	15	9	5	5
vs. Temple	88	30-61	.491	10-26	.385	18-22	.818	9-31-40	18	16	11	3	4
Auburn	89	32-54	.593	9-19	.474	16-21	.762	10-25-35	19	11	16	6	8
vs. Hofstra	78	29-56	.518	11-28	.393	9-18	.500	8-16-24	18	15	13	0	6
Auburn	119	42-68	.618	14-25	.560	21-28	.750	11-31-42	24	22	13	2	5
vs. Winthrop	85	29-67	.433	13-31	.419	14-23	.609	12-16-28	23	15	16	4	9
Auburn	73	22-57	.386	10-25	.400	19-24	.792	13-25-38	22	12	11	5	6
at Dayton	60	17-47	.362	6-20	.300	20-27	.741	9-23-32	23	10	19	2	5
Auburn	79	25-61	.410	10-30	.333	19-24	.792	16-30-46	14	15	18	7	6
vs. George Mason	63	21-60	.350	12-26	.462	9-10	.900	9-21-30	21	15	19	2	11
Auburn	80	29-70	.414	13-32	.406	9-15	.600	23-29-52	13	19	15	10	12
vs. Gardner-Webb	55	20-56	.357	6-22	.273	9-14	.643	11-19-30	13	9	16	4	11
Auburn	85	26-60	.433	11-25	.440	22-28	.786	14-21-35	22	10	9	2	7
vs. UAB	80	25-55	.455	7-20	.350	23-26	.885	9-22-31	19	14	9	3	4
Auburn	76	25-51	.490	6-22	.273	20-26	.769	7-27-34	20	18	21	6	8
vs. Middle Tennessee	70	21-50	.420	11-22	.500	17-25	.680	7-22-29	25	13	24	1	15
Auburn	81	27-64	.422	12-27	.444	15-17	.882	13-28-41	20	11	12	10	3
at Murray State	77	26-69	.377	9-24	.375	16-23	.696	19-26-45	16	13	11	5	6
Auburn	89	29-72	.403	12-34	.353	19-23	.826	15-30-45	17	18	8	7	4
vs. UConn	64	23-67	.343	4-18	.222	14-18	.778	16-28-44	22	7	13	4	0
Auburn	98	35-69	.507	8-25	.320	20-26	.769	12-35-47	19	20	13	10	8
vs. Cornell	77	27-69	.391	8-25	.320	15-19	.789	8-22-30	22	12	14	0	6
Auburn	94	30-74	.405	9-31	.290	25-29	.862	22-24-46	29	17	10	5	9
at #23 Tennessee	84	24-58	.414	6-21	.286	30-37	.811	14-24-38	25	14	15	3	3
Auburn	88	30-58	.517	11-20	.550	17-22	.773	5-25-30	16	15	9	3	7
vs. #22 Arkansas	77	30-62	.484	4-19	.211	13-19	.684	9-26-35	17	13	11	4	6
#22 Auburn	85	25-56	.446	6-22	.273	29-37	.784	14-30-44	20	16	15	8	5
vs. Ole Miss	70	22-65	.338	8-29	.276	18-27	.667	18-23-41	27	8	12	4	6
#22 Auburn	76	21-60	.350	9-21	.429	25-32	.781	10-29-39	19	8	7	3	7
at Mississippi State	68	24-59	.407	5-23	.217	15-22	.682	10-32-42	24	10	12		

Opponent	BENCH	PAINT	P.O.T.	2ND CH PTS	FTBRK	DUNKS	TIME LEADING	TIME TRAILING	TIME TIED
Auburn	31	46	18	16	10	3	39:03	0:00	0:57
vs. Norfolk State	38	16	18	4	4	0	0:00	39:03	0:57
Auburn	30	38	25	15	14	6	38:54	0:10	0:56
vs. Indiana State	27	20	14	7	6	2	0:10	38:54	0:56
Auburn	32	36	17	15	4	4	7:14	28:02	4:44
vs. Temple	20	34	12	7	11	3	28:02	7:14	4:44
Auburn	23	42	21	18	6	3	28:48	4:40	6:32
vs. Hofstra	18	26	17	13	0	0	4:40	28:48	6:32
Auburn	46	44	20	18	12	6	36:44	0:55	2:21
vs. Winthrop	44	32	12	14	7	4	0:55	36:44	2:21
Auburn	28	20	15	8	7	3	35:50	2:18	1:52
at Dayton	21	20	13	5	11	2	2:18	35:50	1:52
Auburn	25	24	25	15	6	1	36:11	1:04	2:45
vs. George Mason	17	14	20	5	12	0	1:04	36:11	2:45
Auburn	27	32	24	21	9	3	39:38	0:00	0:22
vs. Gardner-Webb	18	22	19	12	5	0	0:00	39:38	0:22
Auburn	5	24	12	19	13	2	39:43	0:00	0:17
vs. UAB	16	32	9	15	6	4	0:00	39:43	0:17
Auburn	25	32	20	5	6	5	39:49	0:00	0:11
vs. Middle Tennessee	20	16	21	10	6	1	0:00	39:49	0:11
Auburn	11	26	8	20	0	3	24:52	10:57	4:11
at Murray State	3	30	9	18	6	1	10:57	24:52	4:11
Auburn	39	30	15	14	11	2	37:37	0:00	2:23
vs. UConn	24	24	9	20	9	1	0:00	37:37	2:23
Auburn	36	48	17	17	17	7	37:23	0:51	1:46
vs. Cornell	26	34	14	9	4	1	0:51	37:23	1:46
Auburn	29	38	17	28	15	5	15:47	21:40	2:13
at #23 Tennessee	28	28	9	18	7	2	21:40	15:47	2:13
Auburn	24	36	16	4	10	4	39:43	0:00	0:16
vs. #22 Arkansas	23	40	9	9	15	0	0:00	39:43	0:16
#22 Auburn	16	36	11	18	2	3	14:42	24:11	1:07
vs. Ole Miss	16	24	17	11	9	1	24:11	14:42	1:07
#22 Auburn	13	18	19	9	2	1	10:32	28:35	0:53
at Mississippi State	16	30	10	13	10	1	28:35	10:32	0:53
#17 Auburn	27	26	16	13	4	2	8:04	28:54	3:02
at Alabama	15	24	21	4	6	2	28:54	8:04	3:02
#17 Auburn	12	26	27	8	14	2	13:47	23:26	2:47
vs. Georgia	19	24	9	8	2	1	23:26	13:47	2:47
#19 Auburn	19	24	24	21	10	7	35:25	4:18	0:17
at Missouri	16	18	16	8	4	1	4:18	35:25	0:17
#19 Auburn	27	32	18	12	22	2	39:02	0:31	0:27
vs. LSU	21	34	21	9	12	4	0:31	39:02	0:27
#11 Auburn	8	32	21	17	2	1	29:11	8:07	2:42
at Ole Miss	26	34	12	14	12	3	8:07	29:11	2:42
#11 Auburn	20	26	14	4	11	3	38:48	0:00	1:12
vs. Vanderbilt	15	34	20	6	17	4	0:00	38:48	1:12
#8 Auburn	11	36	20	6	15	5	3:55	31:24	4:26
vs. Texas A&M	13	42	18	8	8	7	31:24	3:55	4:26
#8 Auburn	17	30	25	15	15	4	38:12	0:00	1:48
at Georgia	10	26	9	6	4	1	0:00	38:12	1:48
#10 Auburn	7</								

GAME-BY-GAME LEADERS

Game	Points	Rebounds	Assists	Steals	Blocks
Norfolk State	Brown (31)	McLemore/Murray (7)	Heron (5)	Harper (3)	McLemore (4)
vs. Indiana State	Brown (15)	Murray (12)	Harper (7)	Spencer/Okeke (3)	Spencer (3)
vs. Temple	McLemore (19)	Murray (11)	Harper (7)	Harper (2)	McLemore (5)
vs. Hofstra	Heron (22)	Murray/Okeke (6)	Mitchell (3)	Heron (3)	McLemore (3)
Winthrop	Heron (31)	Heron (10)	Harper (7)	Heron (3)	Murray/Spencer (1)
at Dayton	Heron (21)	McLemore (13)	Harper (3)	Brown (3)	McLemore (5)
George Mason	Heron (19)	McLemore (10)	Brown/Harper/Okeke (3)	5 tied (1)	McLemore (5)
Gardner-Webb	Murray (20)	McLemore (11)	Harper (10)	Murray (4)	McLemore (6)
UAB	Brown (27)	McLemore (9)	Harper (5)	McLemore (3)	McLemore (2)
vs. Middle Tennessee	Harper/Heron (16)	Spencer (7)	Harper (7)	Heron (3)	McLemore (4)
at Murray State	Murray (18)	Murray (9)	Harper (4)	Brown/McLemore/Mitchell (1)	Dunbar (3)
UConn	Heron/Murray (13)	Spencer (10)	Harper (7)	Spencer (2)	Spencer (3)
Cornell	Brown (19)	Okeke (10)	Harper (7)	McLemore/Spencer (3)	McLemore (5)
* at #23 Tennessee	Brown/Harper (18)	McLemore/Spencer (9)	Okeke (4)	Harper/Heron/Okeke (3)	McLemore (3)
* #22 Arkansas	Heron (17)	Murray (8)	Harper (8)	Harper/Murray (2)	McLemore/Murray/Spencer (1)
* Ole Miss	Murray (16)	McLemore (9)	Harper (4)	Brown (2)	McLemore (3)
* at Mississippi State	Brown (23)	Murray (9)	Harper (4)	Murray (3)	McLemore/Murray/Spencer (1)
* at Alabama	Brown (12)	Murray (10)	Mitchell (5)	Spencer (3)	Spencer (2)
* Georgia	Brown (28)	McLemore (8)	Harper (6)	Heron (3)	McLemore (3)
* at Missouri	Harper (21)	Heron (11)	Harper (6)	Harper (3)	McLemore (6)
* LSU	Heron (21)	Heron (9)	Harper (8)	Brown/Heron/Murray (2)	McLemore (2)
* at Ole Miss	Brown (23)	Murray (10)	Harper (7)	McLemore (2)	McLemore (3)
* Vanderbilt	Brown (35)	Heron/Murray (5)	Harper (14)	Harper (3)	Okeke (2)
* Texas A&M	Heron (28)	4 tied (4)	Harper (8)	Dunbar/Heron/Spencer (2)	4 tied (1)
* at Georgia	Harper (24)	Murray (7)	Harper (7)	Harper (2)	McLemore/Murray/Okeke (1)
* Kentucky	Brown/Harper (18)	McLemore/Murray (11)	Harper (7)	McLemore (3)	McLemore (2)
* at South Carolina	Heron (16)	Okeke (9)	Okeke (2)	Okeke (2)	McLemore/Murray/Spencer (2)
* Alabama	Harper (21)	Okeke (10)	Harper (6)	Harper (4)	Spencer (3)
* at Florida	Heron (22)	Okeke (10)	Brown (5)	Mitchell (2)	Spencer (3)
* at Arkansas					
* South Carolina					

FOREVER 34: CHARLES BARKLEY

» After retiring his jersey in 2001, the Tigers went a step further in honoring Charles Barkley's legacy on The Plains. On Nov. 25, 2017, Auburn Athletics unveiled a statue of the NBA Hall of Fame basketball player in front of Auburn Arena. Barkley, from Leeds, Ala., played at Auburn from 1981-84 and won All-American honors on his way to becoming an Olympic gold medal winner and being named one of the NBA's 50 greatest players in the league's 50th anniversary season. A first-round draft pick by the Philadelphia 76ers, Barkley was the 1993 league's Most Valuable Player, and an 11-time All-Star. He is one of four NBA players who had 20,000 points, 10,000 rebounds and 4,000 assists, joining Kareem Abdul-Jabbar, Wilt Chamberlain and Karl Malone.



BARKLEY STATUE QUICK FACTS

- » The ceremony took place outside of Auburn Arena, Nov. 25, 2017.
- » Sculpting was completed by artist Brian Hanlon.
- » The final version of statue will not be completed until spring, therefore the current statue features a full-size replica until the final 2,500 pound fixture can be installed.
- » Barkley is the fourth former Tiger to have a statue erected in his honor, joining former Heisman Trophy winners Bo Jackson, Pat Sullivan and Cam Newton.
- » The statue unveiling featured speeches from Director of Athletics Jay Jacobs, former Auburn football great Bo Jackson, former head coach Sonny Smith and Barkley himself.

PLAYER BIOS



HORACE SPENCER



Forward • Jr.
6-8 • 225
Philadelphia, Pa.
Findlay Prep

CAREER HIGHS

Points _____ 13 at Mississippi State (3/5/16)
 Rebounds _____ 11 vs. Oklahoma State (1/30/16)
 Field Goals _____ 6 at Mississippi State (3/5/16)
 Field Goals Att. _____ 10 at Mississippi State (3/5/16)
 3-Pt. Field Goals _____ -
 3-Pt. Field Goals Att. _____ 1 (3x) last vs. Ole Miss (1/9/18)
 Free Throws _____ 4 (2x) last vs. Ole Miss (1/9/18)
 Free Throws Att. _____ 8 at South Carolina (1/24/17)
 Assists _____ 3 vs. Alabama (2/21/18)
 Steals _____ 4 vs. Boston College (12/12/16)
 Blocks _____ 7 at Arkansas (2/17/16)
 Minutes _____ 29 vs. Georgia (2/24/16)

AUGUST 2017 ITALY TOUR: Averaged 7.0 points, 7.5 rebounds, 2.5 blocks, 1.5 assists and 0.5 steals in two games on the four-game Italy Tour ... shot 60 percent (6-of-10) from the field ... nine points, eight rebounds, four blocks, two assists and a steal vs. Veneto Select while making 4-of-5 shots from the field ... five points, seven rebounds, a block and an assist vs. Lithuania's B.C. Silute.

HIGH SCHOOL AND PERSONAL DATA: Four-star recruit, ranked 48th nationally by 247Sports, 61st by ESPN, 71st by Rivals.com and 78th by Scout.com ... averaged 10.4 points, 9.4 rebounds, 2.2 blocks and 1.2 steals in only 19.5 minutes per game for loaded Findlay Prep in Henderson, Nev., to a 29-3 record and a No. 4 national ranking as a senior in 2014-15 under coach Andy Johnson ... helped lead the Pilots to the Final Four of the Dick's Sporting Goods High School National Tournament in 2015 ... averaged 6 points, 5 rebounds and a school record 2.8 blocks per game while shooting 62 percent from the field helping lead Findlay Prep to a 31-5 record as a junior in 2013-14 under coach Jerome Williams ... the Pilots advanced to the Dick's Sporting Goods National High School Tournament Final Four ... went to William Tennent High in Warminster, Pa., as a freshman and sophomore where he played under coach Robert Mulville ... averaged 20 points and 7 rebounds as a sophomore in 2012-13 and 10 points and 8 rebounds as a freshman ... full name is Horace Gilbert Spencer III ... son of Horace Spencer Jr. and Cindy Watts ... studying in College of Liberal Arts ... signed national letter of intent on April 15, 2015.

2017-18 SPENCER GAME-BY GAME

Opp.	Start	Min.	FG-A	3FG-A	FT-A	O-D-T	PF	A	TO	BLK	STL	PTS
Norfolk St.	*	16	1-2	0-0	2-2	0-4-4	4	0	0	4	0	4
Indiana St.	*	21	2-2	0-0	0-0	3-6-9	3	0	2	3	3	4
Temple	*	15	1-4	0-0	1-2	2-3-5	3	0	1	0	1	3
Hofstra	*	15	1-1	0-0	0-0	2-2-4	2	2	3	1	2	3
Winthrop	*	15	1-3	0-0	0-1	2-5-7	4	1	2	1	1	2
Dayton	*	12	0-1	0-0	0-0	0-2-2	4	2	1	0	1	0
G. Mason		12	1-1	0-0	1-2	1-2-3	0	2	0	0	1	3
GWU		18	2-3	0-0	1-1	2-3-5	1	1	3	2	3	5
UAB		12	0-0	0-0	2-2	0-1-1	4	0	0	0	0	2
MTSU		19	4-4	0-0	3-4	0-7-7	2	0	2	0	1	11
Murray St.		7	0-1	0-0	0-0	0-4-4	3	0	0	2	0	0
UConn		19	3-5	0-0	3-4	4-6-10	2	0	0	3	2	9
Cornell		18	5-9	0-0	2-2	3-6-9	1	1	1	1	3	12
Tennessee		20	5-8	0-0	0-0	3-6-9	4	0	0	1	1	10
Arkansas		19	0-0	0-0	1-2	0-2-2	4	0	0	1	1	1
Ole Miss		20	4-7	0-1	4-5	2-1-3	3	0	3	2	1	12
Miss. St.		25	0-2	0-0	1-2	1-4-5	3	2	0	1	1	1
Alabama		20	3-3	0-0	0-0	0-6-6	2	0	2	2	3	6
Georgia		18	2-2	0-0	3-3	1-2-3	2	0	1	1	1	4
Missouri		19	1-3	0-0	1-2	2-2-4	5	2	1	1	2	3
LSU		11	0-0	0-0	3-4	0-2-2	4	0	1	1	0	3
Ole Miss		18	2-3	0-0	1-2	2-2-4	3	0	2	0	1	5
Vanderbilt		16	0-3	0-0	0-0	1-1-2	1	0	0	1	0	0
Texas A&M		21	0-0	0-0	3-4	0-4-4	0	1	1	1	2	3
Georgia		21	2-4	0-0	0-0	3-3-6	3	0	1	0	0	4
Kentucky		7	0-2	0-0	0-0	1-1-2	4	0	1	0	0	0
S. Carolina		13	2-4	0-0	2-2	2-3-5	5	1	0	2	0	6
Alabama	*	16	2-3	0-0	0-0	2-3-5	3	3	0	3	1	4
Florida	*	22	3-5	0-0	0-1	4-4-8	3	2	2	3	0	6
Arkansas												
S. Carolina												

SPENCER'S CAREER STATISTICS

Year	GP-GS	Min-Avg	FG-FGA	Pct	3FG-A	Pct	FT-FTA	Pct	Off-Def-Tot--Avg	PF-FO	Ast	TO	Blk	Stl	Pts	Avg
2015-16	31-18	562-18.1	63-150	.420	0-1	.000	33-68	.485	65-88-153--4.9	115-8	15	43	65	14	159	5.1
2016-17	19-12	310-16.3	37-66	.561	0-1	.000	18-36	.500	23-42-65--3.4	58-2	10	18	28	14	92	4.8
2017-18	29-8	485-16.7	47-85	.553	0-1	.000	31-44	.705	43-97-140--4.8	82-2	20	30	36	32	125	4.3
TOTAL	79-38	1357-17.2	147-301	.488	0-3	.000	82-148	.554	131-227-358--4.5	255-12	45	91	129	60	376	4.8

PLAYER BIOS



JARED HARPER

1

Guard • So.
5-10 • 170
Mableton, Ga.
Pebblebrook HS

CAREER HIGHS

Points _____ 24 (2x) last at Georgia (2/10/18)
 Rebounds _____ 6 at Murray State (12/19/17)
 Field Goals _____ 8 (2x) last at Georgia (2/10/18)
 Field Goals Att. _____ 17 at UConn (12/23/16)
 3-Pt. Field Goals _____ 5 (4x) last at Missouri (1/24/18)
 3-Pt. Field Goals Att. _____ 8 at UAB (12/3/16)
 Free Throws _____ 14 vs. Ole Miss (1/7/17)
 Free Throws Att. _____ 17 vs. Ole Miss (1/7/17)
 Assists _____ 14 vs. Vanderbilt (2/3/18)
 Steals _____ 4 (3x) last vs. Alabama (2/21/18)
 Blocks _____ 1 (4x) last vs. Ole Miss (1/9/18)
 Minutes _____ 38 at Georgia (2/10/18)

AUGUST 2017 ITALY TOUR: Averaged 3.5 points, 7.0 assists, 4.0 rebounds, 2.8 steals and 0.5 blocks on the four-game Italy Tour ... shot 50 percent from the field and 13 of his 16 rebounds were on the defensive boards ... double-double with 10 points and a game-high 10 assists with three steals and a rebound vs. BC Silute of Lithuania ... 10 rebounds, five assists, two points and a block vs. Stella Azzurra ... six assists, six steals, three rebounds and a block vs. Veneto Select ... seven assists, two points, two rebounds and two steals vs. Italy All-Stars.

HIGH SCHOOL AND PERSONAL DATA: Consensus four-star signee ... ranked No. 54 overall by Rivals ... two-time first-team All-State ... ranked averaged 27 points, 10.1 assists, 5.7 rebounds and 3.7 steals in leading Pebblebrook to a 23-10 record as a senior in 2015-16 under coach George Washington ... he shot 49 percent from the floor and 48.9 percent (85-of-174) from 3-point range ... in back-to-back seasons, led Pebblebrook to the Class 6A state championship game ... selected to the American Family Insurance High School Slam Dunk and 3-Point Championships in Pearland, Texas ... rated as a consensus four-star by ESPN, 247Sports, Rivals and Scout ... scored 14 points playing alongside fellow Auburn signee Mustapha Heron in the historic Kentucky Derby Festival Basketball Classic in Freedom Hall in Louisville, Ky. in the All-Star game in April as his team won 144-132 ... he had 24 points at halftime and scored 12 in the third quarter of the game named the MVP of the prestigious Peach Jam in 2015, leading his Georgia Stars AAU team to the championship with a game-high 34 points, eight assists and four rebounds in a 104-77 win over the St. Louis Eagles ... averaged 21 points and seven assists as a junior leading Pebblebrook to a school record wins with a 27-6 record in 2014-15 ... led the Georgia Stars to an 8-0 record in a Las Vegas tournament in July 2015 and as the Stars finished ranked No. 1 in the country ... an honors student, finished high school with a 3.7 GPA ... full name is Jared Lamar Harper ... son of Patrick and Erica Harper ... studying in Harbert College of Business ... signed national letter of intent on Nov. 12, 2015.

2017-18 HARPER GAME-BY GAME

Opp.	Start	Min.	FG-A	3FG-A	FT-A	O-D-T	PF	A	TO	BLK	STL	PTS
Norfolk St.	*	21	3-5	3-3	4-4	1-1-2	2	3	1	1	2	13
Indiana St.	*	30	3-10	1-3	2-4	0-1-1	1	7	1	0	0	9
Temple	*	33	3-12	1-6	4-4	0-3-3	1	7	2	0	2	11
Hofstra	*	20	5-6	3-3	0-2	1-2-3	5	1	1	0	1	13
Winthrop	*	25	2-4	1-3	2-2	0-1-1	0	7	2	0	2	7
Dayton	*	35	2-9	2-7	5-6	0-1-1	2	3	1	0	0	11
G. Mason	*	24	3-10	3-6	3-3	0-4-4	2	3	1	0	1	12
GWU	*	27	2-7	1-4	0-2	3-2-5	0	10	3	0	1	5
UAB	*	34	5-14	3-6	8-11	1-1-2	2	5	3	0	1	21
MTSU	*	32	3-5	3-5	7-9	0-1-1	2	7	5	0	1	16
Murray St.	*	33	4-9	4-6	5-5	1-5-6	1	4	3	0	0	17
UConn	*	28	3-8	3-7	2-2	0-1-1	1	7	1	0	0	11
Cornell	*	28	4-8	1-4	3-3	0-2-2	1	7	1	0	0	12
Tennessee	*	29	4-13	0-5	10-11	0-3-3	1	3	0	0	2	18
Arkansas	*	29	3-9	1-3	7-9	0-1-1	1	8	2	0	2	14
Ole Miss	*	30	3-6	2-3	4-5	1-1-2	4	4	2	1	0	12
Miss. St.	*	29	2-7	1-3	7-7	0-4-4	3	4	2	0	1	12
Alabama	*	31	3-9	0-4	4-8	0-0-0	1	2	2	0	2	10
Georgia	*	32	2-9	1-6	8-9	0-2-2	0	6	2	0	2	13
Missouri	*	35	5-10	5-7	6-6	0-1-1	3	6	0	0	3	21
LSU	*	28	3-6	1-4	4-5	0-1-1	1	8	4	0	0	11
Ole Miss	*	35	2-11	2-6	7-8	0-0-0	1	7	1	0	0	13
Vanderbilt	*	33	4-8	3-6	3-4	0-2-2	2	14	3	0	3	14
Texas A&M	*	28	3-8	1-4	6-6	0-4-4	3	8	1	0	1	13
Georgia	*	38	8-13	4-7	4-7	0-3-3	1	7	2	0	2	24
Kentucky	*	36	4-11	1-6	9-9	0-2-2	1	7	2	0	1	18
S. Carolina	*	33	2-8	1-4	8-10	2-2-4	5	1	9	0	1	13
Alabama	*	37	4-10	3-7	10-11	0-2-2	1	6	3	0	4	21
Florida	*	32	3-10	0-3	2-2	0-1-1	3	2	3	0	0	8
Arkansas												
S. Carolina												

HARPER'S CAREER STATISTICS

Year	GP-GS	Min-Avg	FG-FGA	Pct	3FG-A	Pct	FT-FTA	Pct	Off-Def-Tot--Avg	PF-FO	Ast	TO	Blk	Stl	Pts	Avg
2016-17	32-30	774-24.2	104-270	.385	54-157	.344	103-146	.705	10-52-62--1.9	57-1	95	49	2	37	365	11.4
2017-18	29-29	885-30.5	97-255	.380	55-141	.390	144-174	.828	10-54-64--2.2	51-2	165	64	1	36	393	13.6
TOTAL	61-59	1659-27.2	201-525	.383	109-298	.366	247-320	.772	20-106-126--2.1	108-3	260	113	3	73	758	12.4

PLAYER BIOS



BRYCE BROWN

2

Guard • Jr.

6-3 • 198

Stone Mountain, Ga.

Tucker HS

CAREER HIGHS

Points _____ 31 vs. Norfolk State (11/10/17)
 Rebounds _____ 6 (3x) last vs. LSU (1/18/17)
 Field Goals _____ 12 vs. Norfolk State (11/10/17)
 Field Goals Att. _____ 18 at Arkansas (2/17/16)
 3-Pt. Field Goals _____ 9 at Arkansas (2/17/16)
 3-Pt. Field Goals Att. _____ 14 (2x) last vs. Alabama (2/21/18)
 Free Throws _____ 7 at Missouri (1/24/18)
 Free Throws Att. _____ 8 (3x) last at Mississippi State (1/13/18)
 Assists _____ 5 (3x) last at Florida (2/24/18)
 Steals _____ 3 (6x) last at Dayton (11/29/17)
 Blocks _____ 2 (2x) last vs. Boston College (12/12/16)
 Minutes _____ 36 (3x) last vs. Vanderbilt (2/3/18)

AUGUST 2017 ITALY TOUR: Averaged a team-best 18.3 points, 2.8 rebounds, 2.5 steals and 1.0 assist in the four-game Italy Tour ... shot 50 percent from the field, 47.2 percent (17-of-36) from 3-point range and 75 percent from the foul line ... game-high 21 points on 4-of-11 3-pointers and four steals vs. Veneto Select ... game-high 20 points on 6-of-10 3-pointers vs. BC Silute of Lithuania ... 20 points on 5-of-9 treys with six rebounds and five steals vs. Italy All-Stars ... 12 points, 5 rebounds vs. Stella Azzurra.

HIGH SCHOOL AND PERSONAL DATA: Averaged 25 points, 6 rebounds and 4 assists as a senior at Tucker High School under coach James Hartry ... averaged 18 points and five assists as a junior ... teammates with Auburn junior Tahj Shamsid-Deen at Columbia High School in Decatur, Ga., as a sophomore in 2012-13 ... went to Columbia High School as a sophomore and junior and went to back-to-back state championships ... impressed the Auburn coaching staff when he attended Coach Bruce Pearl's Elite Camp in 2014 ... full name is Bryce Wade Brown ... son of Cedric and Donna Brown ... father, Cedric, and brother, Blake, played football at Clark Atlanta ... studying in College of Liberal Arts ... signed national letter of intent on Nov. 14, 2014.

2017-18 BROWN GAME-BY GAME

Opp.	Start	Min.	FG-A	3FG-A	FT-A	O-D-T	PF	A	TO	BLK	STL	PTS
Norfolk St.	*	27	12-16	4-8	3-3	2-2-4	0	1	1	0	1	31
Indiana St.	*	30	5-14	0-7	5-6	0-2-2	1	2	2	1	0	15
Temple	*	33	3-15	3-11	1-2	0-4-4	3	4	0	0	1	10
Hofstra	*	34	5-12	3-8	4-4	1-1-2	1	0	1	0	0	17
Winthrop	*	25	7-12	6-9	1-1	0-1-1	3	3	0	0	0	21
Dayton	*	36	4-12	3-8	0-0	1-0-1	2	2	2	0	3	11
G. Mason	*	33	5-14	2-9	4-5	1-2-3	2	3	2	1	1	16
GWU	*	28	2-13	2-8	0-0	2-3-5	0	2	3	0	2	6
UAB	*	35	8-14	6-9	5-7	3-0-3	2	3	1	0	1	27
MTSU	*	36	3-12	1-8	2-3	0-2-2	1	5	5	1	2	9
Murray St.	*	35	5-13	3-9	2-3	0-0-0	3	2	0	1	0	15
UConn	*	31	2-10	2-8	2-2	0-1-1	1	2	0	1	1	8
Cornell	*	25	7-12	4-8	1-1	0-3-3	3	4	3	0	0	19
Tennessee	*	35	6-17	5-12	1-2	2-0-2	1	2	1	0	0	18
Arkansas	*	30	4-9	3-6	2-2	0-0-0	3	1	0	0	0	13
Ole Miss	*	33	4-14	3-9	2-2	0-4-4	1	2	0	0	2	13
Miss. St.	*	33	6-13	5-8	6-8	0-2-2	2	1	0	0	1	23
Alabama	*	32	4-11	4-8	0-0	1-0-1	4	1	3	1	0	12
Georgia	*	30	9-15	5-9	5-6	0-1-1	1	0	1	0	2	28
Missouri	*	27	3-9	3-6	7-7	1-2-3	3	2	2	0	2	16
LSU	*	27	5-13	5-11	0-0	1-1-2	1	3	2	0	2	15
Ole Miss	*	32	9-16	3-7	2-4	2-2-4	2	1	0	0	0	23
Vanderbilt	*	36	8-12	5-7	4-7	0-3-3	1	0	2	0	2	25
Texas A&M	*	15	3-5	1-2	0-0	0-1-1	0	0	0	1	0	7
Georgia	-dnp-											
Kentucky	*	29	6-13	4-7	2-2	0-1-1	1	0	0	0	2	18
S. Carolina	*	35	3-16	2-13	2-2	0-0-0	1	0	2	0	0	10
Alabama	*	35	5-17	3-14	5-6	0-2-2	2	1	2	0	2	18
Florida	*	33	2-8	2-6	0-0	0-0-0	3	5	1	0	0	6
Arkansas												
S. Carolina												

BROWN'S CAREER STATISTICS

Year	GP-GS	Min-Avg	FG-FGA	Pct	3FG-A	Pct	FT-FTA	Pct	Off-Def-Tot--Avg	PF-FO	Ast	TO	Blk	Stl	Pts	Avg
2015-16	30-11	742-24.7	93-274	.339	78-121	.370	38-46	.826	15-40-55--1.8	73-2	20	31	0	11	302	10.1
2016-17	28-13	592-21.1	68-189	.360	56-140	.400	18-27	.667	12-43-55--2.0	49-0	35	26	6	28	210	7.5
2017-18	28-28	870-31.1	145-357	.406	92-235	.391	68-85	.800	17-40-57--2.0	48-0	52	36	7	27	450	16.1
TOTAL	86-52	2204-25.6	306-820	.373	226-586	.386	124-158	.785	44-123-167--1.9	170-2	107	93	13	66	962	11.2

PLAYER BIOS



DANJEL PURIFOY

3

Forward • So.

6-7 • 230

Centreville, Ala.

Hargrave Military Academy

CAREER HIGHS

Points _____ 27 (2x) last vs. Boston College (12/12/16)
 Rebounds _____ 15 at UConn (12/23/16)
 Field Goals _____ 9 vs. Coastal Carolina (12/15/16)
 Field Goals Att. _____ 14 (2x) last vs. Coastal Carolina (12/15/16)
 3-Pt. Field Goals _____ 5 vs. Coastal Carolina (12/15/16)
 3-Pt. Field Goals Att. _____ 10 vs. Coastal Carolina (12/15/16)
 Free Throws _____ 8 vs. Georgia State (11/14/16)
 Free Throws Att. _____ 10 vs. Georgia State (11/14/16)
 Assists _____ 9 vs. USC Upstate (11/29/16)
 Steals _____ 3 (6x) last at Texas A&M (2/18/17)
 Blocks _____ 1 (5x) last vs. Missouri (3/8/17)
 Minutes _____ 39 vs. Missouri (3/8/17)

AUGUST 2017 ITALY TOUR: Averaged 12.5 points, 7.5 rebounds, 3.0 steals and 2.0 assists on the four-game Italy Tour ... shot 48.3 percent (14-of-29) from the field and made all 20 of his free throw attempts ... just missed a double-double with 19 points and nine rebounds, five steals, three assists and a block vs. Veneto Select ... went 4-of-8 from the field and 10-of-10 from the foul line vs. Veneto Select while four of his nine boards were offensive ... 14 points on 6-of-10 field goals, seven rebounds, two assists and two steals ... 10 points on 2-of-4 3-pointers, seven rebounds and two steals vs. Stella Azzurra ... seven points, seven rebounds, three assists and three steals vs. Italy All-Stars.

HIGH SCHOOL AND PERSONAL DATA: Four-star small forward by ESPN, Rivals, Scout and 247Sports ... ranked ninth among all small forwards and 48th overall by 247Sports ... ranked as the nation's No. 12 small forward and the top player in Alabama by 247 Sports ... averaged 25 points, 11 rebounds, five blocks and 20 deflections a game at Hargrave Military Academy under coach A.W. Hamilton in 2014-15 ... averaged 17.7 points and 6.1 rebounds per game at Bibb County as a junior ... full name is Danjel Kevon Purifoy ... son of Waukesha Evans ... studying in College of Liberal Arts ... signed national letter of intent on Nov. 12, 2014.

2017-18 PURIFOY GAME-BY GAME

Opp.	Start	Min.	FG-A	3FG-A	FT-A	O-D-T	PF	A	TO	BLK	STL	PTS
Norfolk St.	-dnp-											
Indiana St.	-dnp-											
Temple	-dnp-											
Hofstra	-dnp-											
Winthrop	-dnp-											
Dayton	-dnp-											
G. Mason	-dnp-											
GWU	-dnp-											
UAB	-dnp-											
MTSU	-dnp-											
Murray St.	-dnp-											
UConn	-dnp-											
Cornell	-dnp-											
Tennessee	-dnp-											
Arkansas	-dnp-											
Ole Miss	-dnp-											
Miss. St.	-dnp-											
Alabama	-dnp-											
Georgia	-dnp-											
Missouri	-dnp-											
LSU	-dnp-											
Ole Miss	-dnp-											
Vanderbilt	-dnp-											
Texas A&M	-dnp-											
Georgia	-dnp-											
Kentucky	-dnp-											
S. Carolina	-dnp-											
Alabama	-dnp-											
Florida	-dnp-											
Arkansas												
S. Carolina												

PURIFOY'S CAREER STATISTICS

Year	GP-GS	Min-Avg	FG-FGA	Pct	3FG-A	Pct	FT-FTA	Pct	Off-Def-Tot--Avg	PF-FO	Ast	TO	Blk	Stl	Pts	Avg
2016-17	29-25	831-28.7	97-244	.398	59-160	.369	80-91	.879	28-108-136--4.7	65-0	51	45	5	41	333	11.5
2017-18	-	-	-	-	-	-	-	-	-	-	-	-	-	-	-	-
TOTAL	29-25	831-28.7	97-244	.398	59-160	.369	80-91	.879	28-108-136--4.7	65-0	51	45	5	41	333	11.5

PLAYER BIOS



CHUMA OKEKE

4

Forward • Fr.
6-8 • 230
Atlanta, Ga.
Westlake HS

CAREER HIGHS

Points	16 vs. Alabama (2/21/18)
Rebounds	10 (3x) last at Florida (2/24/18)
Field Goals	6 (3x) last vs. Alabama (2/21/18)
Field Goals Att.	11 (3x) last at Florida (2/24/18)
3-Pt. Field Goals	3 (2x) last at Tennessee (1/2/18)
3-Pt. Field Goals Att.	5 (5x) last at Florida (2/24/18)
Free Throws	4 (2x) last vs. Cornell (12/30/17)
Free Throws Att.	6 vs. Cornell (12/30/17)
Assists	4 at Tennessee (1/2/18)
Steals	3 vs. Indiana State (11/16/17)
Blocks	2 (3x) last vs. Alabama (2/21/18)
Minutes	34 vs. Alabama (2/21/18)

AUGUST 2017 ITALY TOUR: Only Tiger to average a double-double with 11.0 points, a team-high 12.5 rebounds, 2.0 assists, 2.0 steals and 1.0 blocks on the four-game Italy Tour ... recorded double-doubles in each of the final three games ... of his team-leading 50 rebounds, 22 were on the offensive glass ... shot 47.2 percent (17-of-36) from the field and 57.9 percent (11-of-19) from the foul line ... incredible performance in the tour's finale with 10 points and a game-high 20 rebounds with four blocks and four assists vs. Italy All-Stars ... 13 points (6-of-10 fgs), a team-best 11 rebounds, two steals and an assist vs. BC Silute of Lithuania ... 13 points (5-of-11 fgs), 10 rebounds, five steals and two assists vs. Veneto Select ... eight points, nine rebounds, an assist and steal vs. Stella Azzurra.

HIGH SCHOOL AND PERSONAL DATA: Consensus four-star prospect ... MaxPreps All-American selection as a senior in 2016-17 ... ranked 44th nationally by Scout, 48th by ESPN, 55th by Rivals, 56th by 247Sports and 61st by ESPN ... as a junior, led Westlake to the 2016 Georgia Class 6A state championship for the first time since 2002 with a 68-58 overtime win over Pebblebrook ... Westlake trailed by 10 points at the half ... MaxPreps Junior All-America honorable mention selection in 2015-16 ... averaged 24.4 points, 15.0 rebounds, 3.1 assists, 2.4 steals and 1.0 block in only 11.7 minutes per game as a senior in helping Westlake to an 18-11 record overall, 9-1 in the region, under coach Darron Rogers in 2016-17 ... shot 71 percent (137-of-192) from the field, 70.0 percent (14-of-20) from 3-point range and 69.5 percent (132-of-190) from the foul line ... averaged 9.6 offensive rebounds per game ... 35 points and 17 rebounds at the Cancer Research Classic on Jan. 11, 2017 ... 35 points and 24 rebounds in an 89-83 triple overtime loss to Newton in the state playoffs on Feb. 24 ... 36 points, 28 rebounds and 5 assists in 85-76 win over Pebblebrook on Jan. 31 ... 40 points, 20 rebounds and 6 assists in 80-78 overtime win at Pebblebrook on Jan. 13 ... 35 points and 17 rebounds in a 76-73 loss to Gonzaga of Washington, D.C., on Jan. 7 ... 32 points and 18 rebounds in 72-63 victory over Southwest Atlanta Christian on Dec. 3 ... 23 points and 13 rebounds vs. Douglas County on Nov. 17 ... 8 points, 16 rebounds and 4 assists in 63-52 win over East Coweta on Jan. 20 ... 26 points and 12 rebounds in 67-63 win at Campbell on Jan. 17 ... 19 points and 23 rebounds in 58-56 loss to Lafayette Christian Academy on Dec. 21 ... 25 points and 17 rebounds in 82-66 win at East Coweta on Dec. 1 ... 26 points and 16 rebounds in 83-46 win vs. North Clayton on Nov. 29 ... 19 points, 17 rebounds and 8 assists vs. Rockdale on Jan. 16 ... averaged 22.7 points and 7.5 rebounds as a sophomore in 2014-15.


2017-18 OKEKE GAME-BY GAME

Opp.	Start	Min.	FG-A	3FG-A	FT-A	O-D-T	PF	A	TO	BLK	STL	PTS
Norfolk St.		20	2-3	0-1	1-4	1-4-5	2	0	0	1	0	5
Indiana St.		19	4-11	2-3	1-2	2-4-6	4	1	0	1	3	11
Temple		21	4-6	2-4	1-1	1-3-4	3	1	1	0	0	11
Hofstra		21	1-5	0-0	4-4	3-3-6	1	1	1	0	1	6
Winthrop		25	4-9	2-5	1-1	0-5-5	2	2	0	0	1	11
Dayton		27	5-6	3-4	2-2	3-5-8	2	1	1	0	1	15
G. Mason		25	2-6	0-1	3-4	5-3-8	2	3	1	1	0	7
GWU		23	2-7	1-5	0-0	3-2-5	3	2	2	0	1	5
UAB		19	1-4	1-3	0-0	1-2-3	2	0	1	0	1	3
MTSU		20	6-8	1-1	1-1	2-3-5	1	1	0	0	1	14
Murray St.		20	1-7	0-2	0-0	2-4-6	3	0	1	1	0	2
UConn		16	2-4	0-1	2-2	4-4-8	0	2	1	1	0	6
Cornell		19	3-6	0-1	4-6	4-6-10	0	1	0	2	0	10
Tennessee		22	4-7	3-4	0-0	4-1-5	5	4	0	1	2	11
Arkansas		19	4-8	2-4	0-0	1-5-6	0	1	2	0	0	10
Ole Miss		11	1-3	0-1	0-0	1-3-4	0	2	1	0	1	2
Miss. St.		17	1-4	0-0	0-1	3-2-5	2	0	0	0	0	2
Alabama		21	3-7	2-5	2-4	2-4-6	2	0	0	1	0	10
Georgia		15	1-3	0-1	0-0	2-2-4	4	0	1	1	2	2
Missouri		15	4-7	2-5	0-0	1-2-3	2	0	2	0	0	10
LSU		19	6-7	2-3	0-0	1-2-3	1	0	1	1	0	14
Ole Miss		18	1-4	0-1	1-2	0-3-3	1	3	3	0	0	3
Vanderbilt		27	5-6	2-2	0-0	1-2-3	1	1	0	2	0	12
Texas A&M		16	1-2	0-0	1-2	1-2-3	2	0	1	0	0	3
Georgia		27	2-5	1-2	1-1	1-2-3	0	1	0	1	1	6
Kentucky		13	0-2	0-2	2-2	0-1-1	4	0	1	1	2	2
S. Carolina		24	4-9	1-4	2-5	4-5-9	4	2	0	0	2	11
Alabama		34	6-11	2-3	2-2	5-5-10	0	3	1	2	2	16
Florida		27	5-11	2-5	0-0	3-7-10	1	0	1	0	0	12
Arkansas												
S. Carolina												

OKEKE'S CAREER STATISTICS

Year	GP-GS	Min-Avg	FG-FGA	Pct	3FG-A	Pct	FT-FTA	Pct	Off-Def-Tot--Avg	PF-FO	Ast	TO	Blk	Stl	Pts	Avg
2017-18	29-0	600-20.7	85-178	.478	31-73	.425	31-46	.674	61-96-157--5.4	50-1	32	23	17	21	232	8.0
TOTAL	29-0	600-20.7	85-178	.478	31-73	.425	31-46	.674	61-96-157--5.4	50-1	32	23	17	21	232	8.0

PLAYER BIOS



MUSTAPHA HERON

5

Guard • So.
6-5 • 218
Waterbury, Conn.
Sacred Heart HS

CAREER HIGHS

Points _____ 31 vs. Winthrop (11/24/17)
 Rebounds _____ 14 vs. Missouri (3/8/17)
 Field Goals _____ 11 vs. Winthrop (11/24/17)
 Field Goals Att. _____ 17 (2x) last vs. Winthrop (11/24/17)
 3-Pt. Field Goals _____ 4 (4x) last at Florida (2/24/18)
 3-Pt. Field Goals Att. _____ 8 vs. Texas A&M (2/7/18)
 Free Throws _____ 10 (2x) last at South Carolina (2/17/18)
 Free Throws Att. _____ 11 (2x) last at South Carolina (2/17/18)
 Assists _____ 5 vs. Norfolk State (11/10/17)
 Steals _____ 4 vs. Oklahoma (12/21/16)
 Blocks _____ 2 (2x) last at South Carolina (1/24/17)
 Minutes _____ 36 (3x) last vs. Texas A&M (2/7/18)

AUGUST 2017 ITALY TOUR: Averaged 14.3 points, 5.0 rebounds, 4.0 rebounds, 1.3 assists and 1.0 steal in three games on the four-game Italy Tour ... shot 50 percent from the field, 40 percent (4-of-10) from 3-point range and 83.3 percent (5-of-6) from the foul line ... of his 15 rebounds, six were on the offensive glass ... game-high 21 points (9-of-14 fgs, 3-of-5 3fgs), five rebounds, two steals, two assists and a block vs. Italy All-Stars ... 13 points (4-of-6 fgs, 1-of-2 3fgs, 4-of-4 fts) vs. Stella Azzurra ... nine points and nine rebounds (five offensive), an assist and steal vs. BC Silute of Lithuania ... did not play vs. Veneto Select.

HIGH SCHOOL AND PERSONAL DATA: Consensus five-star prospect ... ranked 17th overall by Scout, 19th by Rivals.com, 23rd by 247Sports and 26th by ESPN.com ... rated as the No. 3 small forward in the nation by Scout ... three-time All-State selection ... averaged 30 points and 8 rebounds as a senior at Sacred Heart in 2015-16 ... scored 79 points in his final two high school games, leading Sacred Heart to its third consecutive Connecticut state championship and a 54-game winning streak under coach Jon Carroll ... one of only two players to earn back-to-back Player of the Year honors along with Kris Dunn, the fifth overall pick of the 2016 NBA Draft by the Minnesota Timberwolves ... scored 32 points and was named MVP of the historic Kentucky Derby Festival Basketball Classic in Freedom Hall in Louisville, Ky. in the All-Star game in April as his team won 144-132, playing alongside fellow Auburn signee Jared Harper ... he had 18 points at halftime and scored 11 in the third quarter of the game ... scored 31 points two weeks later at the Ballislife All-American Game, an All-Star showcase in California ... played with the New York RENS in AAU playing all three guard positions ... in the summer 2015, averaged 20 points and nine rebounds as the RENS went 55-5, winning five of the six tournaments it played throughout the country ... played in Treviso, Italy, for the U18 U.S. Select Team against a U20 team from France, a U19 team from Greece and a EuroCamp All-Star team that included six players who declared for the 2015 NBA Draft and went 3-0 ... the only junior to win the New Haven Register All-State Player of the Year in 2014-15 ... averaged 22 points and 5.3 rebounds as a junior at Sacred Heart in 2014-15, leading the school to a second-straight Connecticut Class S state championship title and an undefeated 28-0 record ... prior to his arrival as a sophomore, Sacred Heart went three straight seasons without making the playoffs ... four players from the New York RENS signed college scholarships along with Heron, Rawle Alkins (Arizona), Devonte Green (Indiana), Tyrone Cohen (Holy Cross), Kai Mitchell (Iona) and Tyrique Jones (Xavier) ... wants to study communications and go into broadcasting to be an analyst on TV ... full name is Mustapha Heron ... son of Bryan and Thalia Heron ... two brothers, Tyrn Flowers, who is a 6-foot-7 freshman forward at UMass, and Charles Raheem Solomon ... father, Bryan, averaged 14.4 points and 6.6 rebounds at Central Connecticut State from 1985-89 and played professional basketball in Europe ... studying in College of Liberal Arts ... signed national letter of intent on Nov. 12, 2015.

2017-18 HERON GAME-BY GAME

Opp.	Start	Min.	FG-A	3FG-A	FT-A	O-D-T	PF	A	TO	BLK	STL	PTS
Norfolk St.	*	25	4-10	0-3	2-2	0-2-2	0	5	0	0	1	10
Indiana St.	*	25	3-12	1-3	4-6	1-5-6	3	1	2	0	1	11
Temple	*	30	3-13	1-7	1-2	1-3-4	1	0	2	0	1	8
Hofstra	*	29	8-13	1-4	5-6	0-4-4	3	1	5	0	3	22
Winthrop	*	27	11-17	2-4	7-7	2-8-10	5	0	2	0	3	31
Dayton	*	27	7-13	2-3	5-8	0-7-7	3	1	0	0	0	21
G. Mason	*	33	6-13	2-7	5-6	2-6-8	2	1	5	0	1	19
GWU	*	9	1-2	1-1	2-2	0-1-1	0	0	0	0	1	5
UAB		-dnp-										
MTSU	*	28	4-7	1-2	7-9	2-4-6	3	1	2	0	3	16
Murray St.	*	29	5-12	1-3	5-5	1-7-8	3	1	2	0	1	16
UConn	*	22	5-15	1-4	2-2	3-4-7	2	0	2	0	0	13
Cornell	*	23	4-10	1-3	8-10	1-3-4	2	0	3	0	1	17
Tennessee	*	31	4-14	0-4	8-9	2-3-5	3	1	3	0	2	16
Arkansas	*	28	7-14	3-4	0-1	2-4-6	1	0	1	0	0	17
Ole Miss	*	29	5-11	0-3	5-6	2-3-5	4	3	2	0	1	15
Miss. St.	*	29	5-13	0-4	4-6	1-4-5	1	0	2	0	1	14
Alabama	*	26	2-7	0-2	1-2	0-3-3	5	1	4	0	2	5
Georgia	*	21	5-11	1-2	3-3	0-1-1	3	1	1	0	3	14
Missouri	*	34	5-12	1-4	3-4	3-8-11	1	2	1	0	1	16
LSU	*	27	8-10	4-6	1-2	3-6-9	4	2	4	0	2	21
Ole Miss	*	29	7-15	2-7	0-0	2-4-6	1	1	2	0	0	16
Vanderbilt	*	29	8-12	4-6	3-4	0-5-5	1	0	4	0	2	23
Texas A&M	*	36	8-15	2-8	10-11	1-3-4	2	1	3	0	2	28
Georgia	*	32	8-14	2-4	1-1	0-2-2	3	0	1	0	0	19
Kentucky	*	34	4-14	0-4	3-5	0-4-4	4	0	0	1	0	11
S. Carolina	*	34	3-12	0-2	10-11	5-2-7	2	1	1	0	0	16
Alabama		-dnp-										
Florida	*	29	8-11	4-5	2-2	1-5-6	3	1	3	0	1	22
Arkansas												
S. Carolina												

HERON'S CAREER STATISTICS

Year	GP-GS	Min-Avg	FG-FGA	Pct	3FG-A	Pct	FT-FTA	Pct	Off-Def-Tot--Avg	PF-FO	Ast	TO	Blk	Stl	Pts	Avg
2016-17	32-32	901-28.2	152-344	.442	44-104	.423	137-178	.770	52-143-195--6.1	87-2	43	77	6	27	485	15.2
2017-18	27-27	755-28.0	148-322	.460	37-109	.339	107-132	.811	35-111-146--5.4	65-2	25	57	1	33	440	16.3
TOTAL	59-59	1656-28.1	300-666	.450	81-213	.380	244-310	.787	87-254-341--5.8	152-4	68	134	7	60	925	15.7

PLAYER BIOS



DAVION MITCHELL

10

Guard • Fr.
6-1 • 200
Hinesville, Ga.
Liberty County HS

CAREER HIGHS

Points _____ 10 (2x) last vs. UConn (12/23/17)
 Rebounds _____ 4 vs. Norfolk State (11/10/17)
 Field Goals _____ 4 (3x) last vs. UConn (12/23/17)
 Field Goals Att. _____ 7 vs. George Mason (12/3/17)
 3-Pt. Field Goals _____ 2 (3x) last vs. Alabama (2/21/18)
 3-Pt. Field Goals Att. _____ 4 (4x) last at Georgia (2/10/18)
 Free Throws _____ 4 (2x) last vs. Winthrop (11/24/17)
 Free Throws Att. _____ 5 vs. Norfolk State (11/10/17)
 Assists _____ 5 (2x) last at Alabama (1/17/17)
 Steals _____ 2 at Florida (2/24/18)
 Blocks _____ 1 at Missouri (1/24/18)
 Minutes _____ 25 vs. Hofstra (11/19/17)

AUGUST 2017 ITALY TOUR: Averaged 5.0 points, 2.8 assists, 2.3 steals and 1.3 rebounds on the four-game Italy Tour ... shot 33.3 percent (6-of-18) from the field, 40 percent (2-of-5) from 3-point range and 75 percent (6-of-8) from the foul line ... had the second-most assists on the team behind Jared Harper ... 10 points (3-of-8 fgs, 1-of-3 3fgs, 3-of-4 fts), two rebounds, two assists and two steals vs. Veneto Select ... six points, five assists and five steals vs. Italy All-Stars ... two points, three rebounds and two assists vs. BC Silute of Lithuania ... two points, two assists and two steals vs. Stella Azzurra.

HIGH SCHOOL AND PERSONAL DATA: Consensus four-star prospect ... ranked 33rd nationally by 247Sports, 45th by Scout, 55th by Rivals and 61st by ESPN ... led Liberty County to its first Georgia Class 4A state championship as a junior in 2015-16, defeating defending state champion Jonesboro, 58-52, under coach Julian Stokes ... averaged 24.2 points, 7.1 assists, 3.6 rebounds and 2.9 steals per game as a junior, earning Savannah Morning News Boys Basketball Player of the Year honors ... shot 41 percent (103-of-250) from 3-point range ... scored 23 points, 21 of them coming on seven 3-pointers, against Newton in the Holiday Hoopsgiving Tournament in Atlanta on Nov. 25, 2016 ... averaged 23.8 points, 5.3 rebounds, 5.2 assists and 2.5 steals per game as a senior in leading Liberty County to a 22-6 record overall, 9-1 in the region ... shot 50 percent from the field, 43 percent (70-of-164) from 3-point range and 68 percent from the free throw line ... had a 2.36 assist/turnover ratio (104 to 44) ... scored in double figures in all 28 games as a senior, including 14 games with 20 or more points ... scored a season-high 42 points on 14-of-31 field goals, 10-of-20 3s and 4-of-6 free throws in a 120-81 victory over Bradwell Institute ... 34 points on 10-of-14 treys in an 83-54 win over Tattnall County ... 31 points on 4-of-7 3s in an 83-75 victory over Jenkins ... 29 points on 4-of-8 3s in 89-72 win over Islands ... 20 points and a season-high 10 assists in a 111-79 win over Pierce County ... MaxPreps Junior All-America third-team selection in 2015-16.

2017-18 MITCHELL GAME-BY GAME

Opp.	Start	Min.	FG-A	3FG-A	FT-A	O-D-T	PF	A	TO	BLK	STL	PTS
Norfolk St.	21	2-5	0-1	4-5	0-4-4	2	3	3	0	0	0	8
Indiana St.	21	0-0	0-0	3-4	0-2-2	4	3	2	0	0	0	3
Temple	17	1-3	0-1	0-0	1-0-1	1	1	0	0	0	0	2
Hofstra	25	4-5	1-2	0-0	0-1-1	2	3	3	0	1	9	
Winthrop	22	2-3	1-1	4-4	0-0-0	1	5	1	0	1	9	
Dayton	9	0-0	0-0	1-2	0-0-0	3	1	1	0	0	0	1
G. Mason	21	4-7	2-4	0-0	0-1-1	0	1	1	0	0	0	10
GWU	21	2-5	1-3	3-4	1-2-3	3	1	1	0	0	0	8
UAB	20	0-2	0-0	0-0	0-1-1	2	1	1	0	0	0	0
MTSU	15	0-5	0-4	0-0	1-1-2	2	3	0	0	0	0	0
Murray St.	13	0-0	0-0	0-0	0-0-0	2	0	1	0	1	0	0
UConn	15	4-6	2-4	0-1	1-1-2	4	4	1	0	1	10	
Cornell	19	2-3	1-2	0-0	0-2-2	4	2	0	0	0	0	5
Tennessee	16	2-4	0-2	2-2	2-0-2	5	3	2	0	1	6	
Arkansas	23	3-3	0-0	0-0	0-1-1	0	3	2	0	0	0	6
Ole Miss	17	1-3	0-2	0-2	1-0-1	3	3	2	0	0	0	2
Miss. St.	18	1-4	0-0	0-0	1-2-3	3	1	0	0	0	0	2
Alabama	13	1-2	1-1	0-0	0-0-0	2	5	0	0	0	0	3
Georgia	16	1-2	1-1	0-0	0-2-2	0	3	1	0	1	3	
Missouri	17	2-3	0-1	0-0	0-0-0	2	0	0	1	1	4	
LSU	21	0-2	0-1	0-0	0-2-2	2	2	0	0	1	0	0
Ole Miss	9	0-1	0-0	0-0	1-0-1	4	0	3	0	1	0	0
Vanderbilt	11	0-1	0-0	0-0	0-0-0	3	0	2	0	0	0	0
Texas A&M	16	0-0	0-0	0-0	0-0-0	1	2	4	0	0	0	0
Georgia	24	3-6	1-4	0-0	0-0-0	2	2	1	0	1	7	
Kentucky	10	0-2	0-2	0-0	0-0-0	1	0	0	0	0	0	0
S. Carolina	12	2-4	0-1	2-3	0-1-1	2	1	0	0	0	0	6
Alabama	23	3-5	2-3	0-0	0-1-1	3	2	1	0	1	8	
Florida	15	0-2	0-1	0-0	0-0-0	1	2	3	0	2	0	0
Arkansas												
S. Carolina												

MITCHELL'S CAREER STATISTICS

Year	GP-GS	Min-Avg	FG-FGA	Pct	3FG-A	Pct	FT-FTA	Pct	Off-Def-Tot--Avg	PF-FO	Ast	TO	Blk	Stl	Pts	Avg
2017-18	29-0	500-17.2	40-88	.455	13-41	.317	19-27	.704	9-24-33--1.1	64-1	57	36	1	13	112	3.9
TOTAL	29-0	500-17.2	40-88	.455	13-41	.317	19-27	.704	9-24-33--1.1	64-1	57	36	1	13	112	3.9

PLAYER BIOS



DEVONTAE WILLIAMS 12

Guard • So.
6-4 • 215
Opp, Ala.
Opp HS

CAREER HIGHS

Points _____ 1 vs. UConn (12/23/17)
 Rebounds _____ 1 vs. Winthrop (11/24/17)
 Field Goals _____ -
 Field Goals Att. _____ 1 vs. Cornell (12/30/17)
 3-Pt. Field Goals _____ -
 3-Pt. Field Goals Att. _____ -
 Free Throws _____ 1 vs. UConn (12/23/17)
 Free Throws Att. _____ 2 vs. UConn (12/23/17)
 Assists _____ 1 vs. Winthrop (11/24/17)
 Steals _____ -
 Blocks _____ -
 Minutes _____ 3 (2x) last vs. Cornell (12/30/17)

HIGH SCHOOL AND PERSONAL DATA: Graduated Salutatorian from Opp High School ... averaged 20 points, 11 rebounds and four assists per game while on the court ... named the Bryant Jordan Scholar-Athlete ... son of Lashae and Bob-by Likely ... has two siblings, Brandon and Keyarria ... studying in the College of Human Sciences.

2017-18 WILLIAMS GAME-BY GAME

Opp.	Start	Min.	FG-A	3FG-A	FT-A	O-D-T	PF	A	TO	BLK	STL	PTS
Norfolk St.	1	0-0	0-0	0-0	0-0-0	1	0	1	0	0	0	0
Indiana St.	1	0-0	0-0	0-0	0-0-0	0	0	1	0	0	0	0
Temple	-dnp-											
Hofstra	-dnp-											
Winthrop	3	0-0	0-0	0-0	0-1-1	0	1	0	0	1	0	0
Dayton	-dnp-											
G. Mason	-dnp-											
GWU	-dnp-											
UAB	-dnp-											
MTSU	-dnp-											
Murray St.	-dnp-											
UConn	1	0-0	0-0	1-2	0-0-0	0	0	0	0	0	0	1
Cornell	3	0-1	0-0	0-0	0-0-0	0	0	0	0	0	0	0
Tennessee	-dnp-											
Arkansas	-dnp-											
Ole Miss	-dnp-											
Miss. St.	-dnp-											
Alabama	-dnp-											
Georgia	1	0-0	0-0	0-0	0-0	0	0	0	0	0	0	0
Missouri	-dnp-											
LSU	1	0-0	0-0	0-0	0-0	0	0	0	0	0	0	0
Ole Miss	-dnp-											
Vanderbilt	-dnp-											
Texas A&M	-dnp-											
Georgia	-dnp-											
Kentucky	-dnp-											
S. Carolina	-dnp-											
Alabama	-dnp-											
Florida	-dnp-											
Arkansas												
S. Carolina												

WILLIAMS' CAREER STATISTICS

Year	GP-GS	Min-Avg	FG-FGA	Pct	3FG-A	Pct	FT-FTA	Pct	Off-Def-Tot--Avg	PF-FO	Ast	TO	Blk	Stl	Pts	Avg
2017-18	7-0	11-1.6	0-1	.000	0-0	.000	1-2	.500	0-1-1--0.1	1-0	1	2	0	0	1	0.1
TOTAL	7-0	11-1.6	0-1	.000	0-0	.000	1-2	.500	0-1-1--0.1	1-0	1	2	0	0	1	0.1

PLAYER BIOS



DESEAN MURRAY

13

Forward • Jr.

6-3 • 225

Stanley, N.C.

Presbyterian College

CAREER HIGHS

Points _____ *34 at Longwood (2/25/16)
 Rebounds _____ *18 vs. Piedmont (12/19/15)
 Field Goals _____ *11 (3x) last at Liberty (2/20/16)
 Field Goals Att. _____ *21 at Marquette (12/27/15)
 3-Pt. Field Goals _____ 3 vs. Gardner-Webb (12/6/17)
 3-Pt. Field Goals Att. _____ 5 at Missouri (1/24/18)
 Free Throws _____ *14 at Longwood (2/25/16)
 Free Throws Att. _____ *16 at Longwood (2/25/16)
 Assists _____ *8 at Longwood (1/14/15)
 Steals _____ 4 (6x) last vs. Gardner-Webb (12/6/17)
 Blocks _____ *4 at Liberty (1/3/15)
 Minutes _____ *37 at Gardner-Webb (2/6/16)

* - while at Presbyterian

AUGUST 2017 ITALY TOUR: Averaged 11.0 points, 5.3 rebounds, 1.8 assists, 1.0 steal and 0.5 blocks on the four-game Italy Tour ... shot 66.7 percent (16-of-24) from the field and 80 percent (12-of-15) from the foul line ... 13 of his 21 rebounds came on the offensive glass ... 13 points (5-of-7 fgs, 3-of-4 fts), six rebounds (all offensive) and three assists vs. Stella Azzurra ... 12 points on 5-of-8 field goals, four rebounds, four steals and an assist vs. Veneto Select ... 11 points (4-of-4 fgs, 3-of-3 fts), four rebounds, two assists and a block vs. Italy All-Stars ... eight points, seven rebounds, a block and assist vs. BC Silute.

HIGH SCHOOL AND PERSONAL DATA: Lettered in basketball, football, track and soccer ... averaged 22 points and 11 rebounds at East Gaston under coach Eugene Farrar before transferring to Northside Christian Academy for his senior year in 2013-14 under coaches Byron Dinkins, Jeff McInnis and Joe Badget ... helped Northside, along with teammate Davon Bell, a No. 5 national ranking and a Dick's Sporting Good's national tournament in New York ... averaged 18 points and 10 rebounds en route to first-team all-conference and all-state honors ... played AAU basketball for Team Charlotte under coach Jeff McInnis and alongside fellow signee Davon Bell ... Team Charlotte posted a record of 45-6 and was ranked No. 1 in North Carolina ... an honor roll student every quarter, Murray was a member of Spanish and Frisbee Golf Clubs as well as numerous school activities ... full name is DeSean Jajuan Murray ... son of Datari and Berlinda Murray ... studying in College of Liberal Arts ... signed national letter of intent on May 16, 2016.

2017-18 MURRAY GAME-BY GAME

Opp.	Start	Min.	FG-A	3FG-A	FT-A	O-D-T	PF	A	TO	BLK	STL	PTS
Norfolk St.	*	23	5-7	0-0	3-3	1-6-7	2	3	1	1	2	13
Indiana St.	*	24	4-6	2-2	4-4	4-8-12	3	2	4	2	1	14
Temple	*	23	5-11	0-1	0-2	8-3-11	2	2	2	0	0	10
Hofstra	*	24	5-7	0-0	2-3	2-4-6	1	1	2	1	0	12
Winthrop	*	20	5-8	0-1	2-3	2-6-8	2	1	1	1	1	12
Dayton	*	17	0-2	0-0	2-2	2-4-6	3	1	3	0	1	2
G. Mason	*	21	0-3	0-1	1-2	3-5-8	3	1	4	0	1	1
GWU	*	21	8-12	3-4	1-2	3-4-7	2	1	2	0	4	20
UAB	*	30	6-14	1-4	5-5	4-3-7	3	1	1	0	1	18
MTSU	*	21	1-3	0-0	0-0	0-5-5	1	1	5	1	0	2
Murray St.	*	28	7-14	1-3	3-4	5-4-9	1	3	3	2	0	18
UConn	*	22	4-7	0-0	5-5	1-5-6	2	1	0	0	0	13
Cornell	*	19	3-7	0-0	0-0	1-3-4	1	4	1	1	0	6
Tennessee	*	15	2-4	0-0	3-3	3-3-6	4	1	3	0	1	7
Arkansas	*	26	5-8	0-0	5-6	2-6-8	2	2	2	1	2	15
Ole Miss	*	29	2-5	0-1	12-15	2-6-8	2	2	3	1	0	16
Miss. St.	*	26	3-10	1-3	7-8	3-6-9	3	0	1	1	3	14
Alabama	*	24	3-6	0-1	5-6	6-4-10	2	1	2	0	0	11
Georgia	*	21	0-4	0-2	2-2	0-1-1	5	2	2	0	1	2
Missouri	*	23	4-9	2-5	6-6	0-0-0	2	2	1	1	2	16
LSU	*	20	7-9	0-1	4-4	6-2-8	0	5	3	0	2	18
Ole Miss	*	22	2-6	1-2	4-4	5-5-10	4	3	0	0	0	9
Vanderbilt	*	21	3-7	1-1	2-2	1-4-5	4	3	0	0	0	9
Texas A&M	*	24	5-9	1-2	0-0	1-3-4	2	2	3	1	0	11
Georgia	*	15	2-6	1-3	0-0	2-5-7	1	0	1	1	0	5
Kentucky	*	29	2-5	0-1	5-6	3-8-11	1	4	2	1	1	9
S. Carolina	*	30	3-6	0-1	1-1	4-1-5	4	1	1	2	1	7
Alabama	*	30	3-12	0-2	3-4	4-4-8	2	4	1	1	2	9
Florida	*	31	3-5	0-1	4-5	0-6-6	2	1	2	0	0	10
Arkansas												
S. Carolina												

MURRAY'S CAREER STATISTICS

Year	GP-GS	Min-Avg	FG-FGA	Pct	3FG-A	Pct	FT-FTA	Pct	Off-Def-Tot--Avg	PF-FO	Ast	TO	Blk	Stl	Pts	Avg
2014-15*	20-20	661-33.0	122-235	.519	1-4	.250	68-115	.591	70-93-163--8.2	55-3	32	54	10	30	313	15.7
2015-16*	31-31	902-29.1	232-427	.543	0-7	.000	163-211	.773	74-154-228--7.4	94-2	53	95	17	62	627	20.2
2017-18	29-29	679-23.4	102-212	.481	14-42	.333	91-107	.850	78-124-202--7.0	66-1	55	56	19	26	309	10.7
TOTAL	80-80	2242-28.0	456-874	.522	15-53	.283	322-433	.744	222-371-593--7.4	215-6	140	205	46	118	1249	15.6

PLAYER BIOS



MALIK DUNBAR

14

Guard/Forward • Jr.

6-6 • 230

North Augusta, S.C.

College of Central Florida

CAREER HIGHS

Points	14 vs. Alabama (2/21/18)
Rebounds	7 vs. Alabama (2/21/18)
Field Goals	6 vs. Alabama (2/21/18)
Field Goals Att.	13 vs. UConn (12/23/17)
3-Pt. Field Goals	3 (2x) last vs. UConn (12/23/17)
3-Pt. Field Goals Att.	7 vs. UConn (12/23/17)
Free Throws	3 vs. Indiana State (11/16/17)
Free Throws Att.	4 (2x) last at Georgia (2/10/18)
Assists	2 vs. Winthrop (11/24/17)
Steals	2 (2x) last vs. Alabama (2/21/18)
Blocks	3 at Murray State (12/19/17)
Minutes	26 at Georgia (2/10/18)

AUGUST 2017 ITALY TOUR: Averaged 9.3 points, 5.8 rebounds, 0.5 steals and 0.8 assists on the four-game Italy Tour ... shot 46.7 percent from the field and 66.7 percent (4-of-6) from 3-point range ... 15 points on 3-of-4 3-pointers and three rebounds vs. Italy All-Stars ... 11 points (1-of-1 3s), six rebounds and a block, steal and assist vs. Stella Azzurra ... seven points and 10 rebounds vs. Veneto Select ... four points, four rebounds vs. BC Silute of Lithuania.

HIGH SCHOOL AND PERSONAL DATA: Was a South Carolina Class 4A first-team all-state selection as a senior at Spring Valley High School in Columbia in 2014-15 ... son of Trika Mobley ... one of five siblings.

2017-18 DUNBAR GAME-BY GAME

Opp.	Start	Min.	FG-A	3FG-A	FT-A	O-D-T	PF	A	TO	BLK	STL	PTS
Norfolk St.	16	2-7	1-3	2-3	0-1-1	2	0	2	0	0	0	7
Indiana St.	10	2-4	0-2	3-4	0-0-0	4	0	0	0	0	0	7
Temple	5	0-0	0-0	0-0	1-0-1	0	0	0	0	0	0	0
Hofstra	11	2-4	1-2	1-2	0-1-1	2	0	0	1	0	0	6
Winthrop	15	6-8	1-1	0-1	2-1-3	0	2	0	0	0	0	13
Dayton	9	0-4	0-1	0-0	0-0-0	1	0	1	0	0	0	0
G. Mason	7	2-2	1-1	0-0	0-0-0	3	0	1	0	0	0	5
GWU	22	3-8	0-3	1-2	2-2-4	2	0	1	2	0	0	7
UAB	*	25	4-8	0-1	1-1	2-4-6	3	0	2	0	0	9
MTSU	9	0-1	0-1	0-0	0-0-0	4	0	1	0	0	0	0
Murray St.	14	3-3	3-3	0-0	0-1-1	1	0	2	3	0	0	9
UConn	17	4-13	3-7	1-1	2-1-3	1	1	0	0	0	0	12
Cornell	13	4-8	1-5	0-0	0-5-5	3	0	0	0	0	1	9
Tennessee	12	1-3	0-2	0-0	0-2-2	2	1	0	0	0	0	2
Arkansas	11	2-2	1-1	2-2	0-3-3	1	0	0	0	0	1	7
Ole Miss	11	0-2	0-1	0-0	0-3-3	1	0	1	1	0	0	0
Miss. St.	11	3-6	2-3	0-0	0-3-3	1	0	0	0	0	0	8
Alabama	18	3-8	2-3	0-0	0-3-3	1	1	1	0	1	0	8
Georgia	20	1-4	0-1	1-1	1-1-2	3	0	0	1	1	3	3
Missouri	8	1-3	0-2	0-0	0-2-2	0	1	0	0	0	0	2
LSU	17	3-7	1-2	0-0	1-1-2	1	1	0	0	0	0	7
Ole Miss	15	0-4	0-1	0-0	1-3-4	2	0	0	0	0	0	0
Vanderbilt	13	3-5	2-3	0-0	0-1-1	1	0	1	0	1	0	8
Texas A&M	25	2-6	0-3	1-1	0-0-0	3	0	0	0	0	2	5
Georgia	*	26	2-7	2-5	1-4	1-5-6	2	0	2	0	0	7
Kentucky	12	2-4	1-2	0-0	0-0-0	2	0	1	0	0	0	5
S. Carolina	6	1-2	1-1	2-2	1-3-4	4	1	3	0	0	0	5
Alabama	*	25	6-10	2-5	0-3	1-6-7	4	0	1	0	2	14
Florida	11	1-4	0-2	0-0	1-4-5	2	0	1	0	0	0	2
Arkansas												
S. Carolina												

DUNBAR'S CAREER STATISTICS

Year	GP-GS	Min-Avg	FG-FGA	Pct	3FG-A	Pct	FT-FTA	Pct	Off-Def-Tot--Avg	PF-FO	Ast	TO	Blk	Stl	Pts	Avg
2017-18	29-3	414-14.3	63-147	.429	25-67	.373	16-27	.593	16-56-72--2.5	56-1	8	21	8	9	167	5.8
TOTAL	29-3	414-14.3	63-147	.429	25-67	.373	16-27	.593	16-56-72--2.5	56-1	8	21	8	9	167	5.8

PLAYER BIOS



PATRICK KEIM

21

Guard • Sr.
6-0 • 186
Birmingham, Ala.
Mountain Brook HS

CAREER HIGHS

Points _____ 3 (5x) last vs. Winthrop (11/24/17)
 Rebounds _____ 2 (5x) last at Arkansas (2/17/16)
 Field Goals _____ 1 (5x) last vs. Winthrop (11/24/17)
 Field Goals Att. _____ 2 (4x) last vs. Georgia (2/24/16)
 3-Pt. Field Goals _____ 1 (5x) last vs. Winthrop (11/24/17)
 3-Pt. Field Goals Att. _____ 2 (3x) last vs. Vanderbilt (2/13/16)
 Free Throws _____ 2 (2x) last vs. Georgia (2/24/16)
 Free Throws Att. _____ 4 vs. Georgia (2/24/16)
 Assists _____ 2 vs. Tennessee (1/2/16)
 Steals _____ 1 (4x) last vs. Tennessee (3/9/16)
 Blocks _____ -
 Minutes _____ 19 vs. Vanderbilt (2/13/16)

AUGUST 2017 ITALY TOUR: Averaged 0.5 points, 0.3 rebounds and 0.8 assists playing in all four games on the Italy Tour ... went 2-of-2 from the foul line ... two points and one assist vs. Stella Azzurra ... one rebound, assist and steal vs. Veneto Select ... an assist vs. Italy All-Stars.

HIGH SCHOOL AND PERSONAL DATA: Played at Mountain Brook High School for coach Bucky McMillan ... averaged 9.0 points, 3.8 assists and 1.8 steals per game while shooting 50 percent from 3-point range ... four-year starter and was the winningest player in the class of 2014 in Alabama Class 6A ... 111 wins are the most in Mountain Brook history ... back-to-back Class 6A titles (2013 and 2014) ... three-time team captain ... 2014 ASWA Boys All-State Second Team ... 2014 Over the Mountain Boys Athlete of the Year ... 2014 Birmingham News South Basketball Player of the Year ... 2014 Class 6A Northeast Region All-Tournament Team ... 2014 Class 6A AHSAA Final Four All-Tournament Team ... Birmingham Tip-off Club Player of the Week (March 1, 2014) ... three-time Class 6A Area 11 All-Tournament Team selection (2012, 2013 and 2014) ... 2013 Class 6A Area 11 Tournament MVP ... 2013-2014 US Marines Distinguished Athlete Award ... son of Bryan and Kelly Keim ... has two brothers, Bobby and Austin ... parents and brother, Bobby, are all Auburn graduates and brother Austin is graduating December 2015 ... studying in Ginn College of Engineering.

2017-18 KEIM GAME-BY GAME

Opp.	Start	Min.	FG-A	3FG-A	FT-A	O-D-T	PF	A	TO	BLK	STL	PTS
Norfolk St.	2	0-0	0-0	1-2	0-0-0	2	0	1	0	0	0	1
Indiana St.	2	0-0	0-0	0-0	0-1-1	0	0	0	0	0	0	0
Temple	-dnp-											
Hofstra	-dnp-											
Winthrop	3	1-1	1-1	0-2	0-1-1	0	0	1	0	0	0	3
Dayton	-dnp-											
G. Mason	-dnp-											
GWU	2	0-0	0-0	0-0	0-0-0	0	0	0	0	0	0	0
UAB	-dnp-											
MTSU	-dnp-											
Murray St.	-dnp-											
UConn	2	0-0	0-0	0-0	0-0-0	1	0	0	0	0	0	0
Cornell	4	0-1	0-1	0-0	0-0-0	1	0	1	0	0	0	0
Tennessee	-dnp-											
Arkansas	-dnp-											
Ole Miss	-dnp-											
Miss. St.	-dnp-											
Alabama	-dnp-											
Georgia	1	0-0	0-0	0-0	0-0-0	0	0	0	0	0	0	0
Missouri	0+	0-0	0-0	0-0	0-0-0	0	0	0	0	0	0	0
LSU	3	0-0	0-0	0-0	0-0-0	1	0	1	0	0	0	0
Ole Miss	-dnp-											
Vanderbilt	-dnp-											
Texas A&M	-dnp-											
Georgia	-dnp-											
Kentucky	-dnp-											
S. Carolina	-dnp-											
Alabama	0+	0-0	0-0	0-0	0-0-0	1	0	0	0	0	0	0
Florida	-dnp-											
Arkansas												
S. Carolina												

KEIM'S CAREER STATISTICS

Year	GP-GS	Min-Avg	FG-FGA	Pct	3FG-A	Pct	FT-FTA	Pct	Off-Def-Tot--Avg	PF-FO	Ast	TO	Blk	Stl	Pts	Avg
2014-15	8-0	8-1.0	1-4	.250	1-4	.250	0-2	.000	0-2-2--0.3	0-0	3	1	0	0	3	0.4
2015-16	23-0	151-6.6	2-14	.143	2-11	.182	4-9	.444	2-10-12--0.5	19-0	5	10	0	4	10	0.4
2016-17	5-0	8-1.6	1-3	.333	1-2	.500	1-2	.500	0-0-0--0.0	0-0	2	1	0	0	4	0.8
2017-18	10-0	19-1.9	1-2	.500	1-2	.500	1-4	.250	0-2-2--0.2	6-0	0	4	0	0	4	0.4
TOTAL	46-0	186-4.0	5-23	.217	5-19	.263	6-17	.353	2-17-19--0.4	25-0	10	16	0	4	21	0.5

PLAYER BIOS



WILL MACOY

22

Guard • So.
6-4 • 190
Birmingham, Ala.
Vestavia Hills HS

CAREER HIGHS

Points _____ 8 vs. Coastal Carolina (12/15/16)
 Rebounds _____ 1 (3x) last vs. Cornell (12/30/17)
 Field Goals _____ 3 vs. Coastal Carolina (12/15/16)
 Field Goals Att. _____ 5 vs. Coastal Carolina (12/15/16)
 3-Pt. Field Goals _____ 2 vs. Coastal Carolina (12/15/16)
 3-Pt. Field Goals Att. _____ 4 vs. Coastal Carolina (12/15/16)
 Free Throws _____ 1 (2x) last vs. LSU (1/27/18)
 Free Throws Att. _____ 2 (2x) last vs. LSU (1/27/18)
 Assists _____ -
 Steals _____ 1 vs. Coastal Carolina (12/15/16)
 Blocks _____ -
 Minutes _____ 5 vs. Coastal Carolina (12/15/16)

AUGUST 2017 ITALY TOUR: Averaged 1.5 points, 0.8 rebounds and 0.5 steals playing in all four games on the Italy Tour ... shot 50 percent (2-of-4) from the field, 50 percent (1-of-2) from 3-point range and made his only free throw attempt ... three points (1-of-1 fgs, 1-of-1 fts), a rebound and steal vs. Italy All-Stars ... three points on 1-of-2 treys and one rebound vs. Stella Azzurra ... a rebound and steal vs. Veneto Select.

HIGH SCHOOL AND PERSONAL DATA: Three-year letterman in basketball at Vestavia Hills High School under coach George Hatchett ... two-time All-Over the Mountain team ... team captain as a senior in 2015-16 ... 2015 Birmingham Fall League MVP, scoring a league record 50 points in the championship game en route to winning the title ... Birmingham Tip-Off Club player of the week in March 2016 ... two-time state champion in the javelin ... Wendy's Heisman School winner and state finalist in 2015 ... in the National Honor Society, Student Government Association and the Relay for Life committee ... full name is Will Macoy ... son of Coy and Adrienne Macoy ... his father ran cross country and track at Georgia Tech while his mother ran cross country and track at UAB ... older brother, Mac, is a junior at Florida in 2016-17 who runs cross country and track ... younger brother, Hollis, a sophomore on the Vestavia Hills basketball team ... studying in Ginn College of Engineering.


2017-18 MACOY GAME-BY GAME

Opp.	Start	Min.	FG-A	3FG-A	FT-A	O-D-T	PF	A	TO	BLK	STL	PTS
Norfolk St.	-dnp-											
Indiana St.		3	0-0	0-0	0-0	0-1-1	1	0	0	0	0	0
Temple	-dnp-											
Hofstra	-dnp-											
Winthrop	-dnp-											
Dayton	-dnp-											
G. Mason	-dnp-											
GWU		3	0-2	0-0	0-0	0-0-0	1	0	0	0	0	0
UAB	-dnp-											
MTSU	-dnp-											
Murray St.	-dnp-											
UConn		2	0-1	0-1	1-2	0-0-0	0	0	0	0	0	1
Cornell		4	0-0	0-0	0-0	0-1-1	0	0	0	0	0	0
Tennessee	-dnp-											
Arkansas	-dnp-											
Ole Miss	-dnp-											
Miss. St.	-dnp-											
Alabama	-dnp-											
Georgia		1	0-0	0-0	0-0	0-0-0	0	0	0	0	0	0
Missouri		0+	0-0	0-0	0-0	0-0-0	0	0	0	0	0	0
LSU		2	0-1	0-1	1-2	0-1-1	0	0	0	0	0	1
Ole Miss	-dnp-											
Vanderbilt	-dnp-											
Texas A&M	-dnp-											
Georgia	-dnp-											
Kentucky	-dnp-											
S. Carolina	-dnp-											
Alabama	-dnp-											
Florida	-dnp-											
Arkansas												
S. Carolina												

MACOY'S CAREER STATISTICS

Year	GP-GS	Min-Avg	FG-FGA	Pct	3FG-A	Pct	FT-FTA	Pct	Off-Def-Tot--Avg	PF-FO	Ast	TO	Blk	Stl	Pts	Avg
2016-17	4-0	7-1.8	3-6	.500	2-5	.400	0-0	.000	0-1-1--0.3	0-0	0	0	0	1	8	2.0
2017-18	7-0	15-2.1	0-4	.000	0-2	.000	2-4	.500	1-2-3--0.4	2-0	0	0	0	0	2	0.3
TOTAL	11-0	22-2.0	3-10	.300	2-7	.286	2-4	.500	1-3-4--0.4	2-0	0	0	0	1	10	0.9

PLAYER BIOS



ANFERNEE MCLEMORE 24

Forward • So.
6-7 • 220
Warwick, Ga.
Worth County HS

CAREER HIGHS

Points _____ 19 (2x) last vs. Temple (11/17/17)
 Rebounds _____ 13 at Dayton (11/29/17)
 Field Goals _____ 8 vs. Florida (2/14/17)
 Field Goals Att. _____ 11 vs. Temple (11/17/17)
 3-Pt. Field Goals _____ 4 vs. Gardner-Webb (12/6/17)
 3-Pt. Field Goals Att. _____ 4 (2x) last at Ole Miss (1/30/18)
 Free Throws _____ 7 at LSU (2/21/17)
 Free Throws Att. _____ 8 at LSU (2/21/17)
 Assists _____ 2 (3x) last vs. Gardner-Webb (12/6/17)
 Steals _____ 3 (3x) last vs. Cornell (12/30/17)
 Blocks _____ 6 (2x) last at Missouri (1/24/18)
 Minutes _____ 30 vs. Kentucky (2/14/18)

AUGUST 2017 ITALY TOUR: Averaged 11.3 points, second-most on the team with 8.5 rebounds, 1.5 blocks, 1.0 assist and 0.5 steals on the four-game Italy Tour ... shot 51.5 percent (17-of-33) from the field, 50 percent (1-of-2) from 3-point range and 76.9 percent (10-of-13) from the foul line ... of his 34 rebounds, 17 were on the offensive glass ... 18 points on 7-of-9 field goals, five rebounds and a block vs. BC Silute of Lithuania ... double-double with 12 points and a game-high 12 rebounds, including nine offensive, as well as a block, assist and steal vs. Veneto Select ... eight points, 11 rebounds, a block and assist vs. Stella Azzurra ... seven points, six rebounds, three blocks, two assists and a steal vs. Italy All-Stars.

HIGH SCHOOL AND PERSONAL DATA: Rated as a four-star prospect by ESPN ... rated as a 3-star by 247Sports, Rivals and Scout ... averaged 15.6 points, 11.2 rebounds and 6.9 blocks per game for Worth County as a senior in 2015-16 under coach Connie Mays ... three-time selection to the Albany Herald's Super Six as a sophomore, junior and senior ... the Rams finished in a three-way tie for first in the Georgia High School Region 1 4A standings ... averaged 19 points, 11.8 rebounds and 6.4 blocks per game for Worth County as a junior in 2014-15, recording several triple-doubles ... two-time All-Area selection by the Albany Herald ... started for the Rams each of his four years in high school ... Georgia Class 4A Sophomore of the Year by Hoopseen ... had a 4.0 GPA in advanced classes and was accepted by the Massachusetts Institute of Technology ... scored a 1670 on his SAT ... had considered Yale, Brown, Oregon State, Stanford and Georgia Tech ... played AAU basketball for the Atlanta Celtics under Horace Neysmith ... full name is Anfernee Keith McLemore ... son of Cinderella Lewis and Feron McLemore ... studying in Harbert College of Business ... signed national letter of intent on Nov. 11, 2015.

2017-18 MCLEMORE GAME-BY GAME

Opp.	Start	Min.	FG-A	3FG-A	FT-A	O-D-T	PF	A	TO	BLK	STL	PTS
Norfolk St.		22	4-7	0-2	2-2	2-5-7	3	1	5	4	1	10
Indiana St.		13	4-5	0-0	1-1	0-3-3	4	0	1	2	1	9
Temple		23	7-11	1-3	4-4	4-3-7	2	0	1	5	0	19
Hofstra		21	1-1	0-0	0-0	0-3-3	2	2	0	3	0	2
Winthrop		11	2-2	0-0	2-4	1-1-2	5	0	3	0	0	6
Dayton		28	4-10	0-2	4-4	7-6-13	2	1	1	5	0	12
G. Mason	*	24	2-5	0-1	2-2	3-7-10	0	1	3	5	1	6
GWU	*	20	6-9	4-4	1-2	6-5-11	0	2	0	6	0	17
UAB	*	25	2-4	0-2	1-2	2-7-9	4	0	0	2	3	5
MTSU	*	20	4-6	0-1	0-0	1-2-3	4	0	0	4	0	8
Murray St.	*	21	2-5	0-1	0-0	2-3-5	3	1	0	1	1	4
UConn	*	20	2-3	1-2	0-0	0-3-3	2	1	3	2	0	5
Cornell	*	19	3-4	0-1	2-4	2-3-5	2	1	2	5	3	8
Tennessee	*	20	2-4	1-2	1-2	3-6-9	4	2	0	3	0	6
Arkansas	*	15	2-5	1-2	0-0	0-1-1	4	0	0	1	1	5
Ole Miss	*	20	5-5	1-1	2-2	1-8-9	2	0	1	3	0	13
Miss. St.	*	12	0-1	0-0	0-0	0-1-1	1	0	1	1	0	0
Alabama	*	15	2-8	0-2	2-2	1-1-2	2	0	0	0	1	6
Georgia	*	22	3-7	2-4	2-2	4-4-8	2	0	0	3	1	10
Missouri	*	21	2-5	1-2	0-1	0-2-2	3	0	1	6	0	5
LSU	*	18	1-6	1-3	0-0	1-3-4	4	0	1	2	0	3
Ole Miss	*	22	3-7	1-4	3-6	3-2-5	3	0	0	3	2	10
Vanderbilt	*	14	1-3	0-1	0-0	0-1-1	4	0	0	1	0	2
Texas A&M	*	19	4-5	2-2	0-0	0-0-0	0	0	1	1	0	10
Georgia	*	17	2-2	0-0	2-2	1-2-3	4	1	0	1	1	6
Kentucky	*	30	4-7	2-3	3-4	5-6-11	3	1	0	2	3	13
S. Carolina	*	13	0-2	0-1	1-2	0-5-5	1	0	0	2	1	1
Alabama	-dnp-											
Florida	-dnp-											
Arkansas												
S. Carolina												

MCLEMORE'S CAREER STATISTICS

Year	GP-GS	Min-Avg	FG-FGA	Pct	3FG-A	Pct	FT-FTA	Pct	Off-Def-Tot--Avg	PF-FO	Ast	TO	Blk	Stl	Pts	Avg
2016-17	32-1	483-15.1	69-101	.683	1-1	1.000	35-58	.603	54-89-143--4.5	76-0	5	28	37	13	174	5.4
2017-18	27-21	525-19.4	74-139	.532	18-46	.391	35-48	.729	49-93-142--5.3	70-1	14	24	73	20	201	7.4
TOTAL	59-22	1008-17.1	143-240	.596	19-47	.404	70-106	.660	103-182-285--4.8	146-1	19	52	110	33	375	6.4

PLAYER BIOS



BRETT EASTERLING

25

Guard • Fr.
6-1 • 165
Tallahassee, Fla.
Lawton Chiles HS

CAREER HIGHS

Points _____ 2 vs. Winthrop (11/24/17)
 Rebounds _____ 1 vs. Gardner-Webb (12/6/17)
 Field Goals _____ 1 vs. Winthrop (11/24/17)
 Field Goals Att. _____ 1 (2x) last vs. Winthrop (11/24/17)
 3-Pt. Field Goals _____ -
 3-Pt. Field Goals Att. _____ 1 vs. Norfolk State (11/10/17)
 Free Throws _____ -
 Free Throws Att. _____ -
 Assists _____ -
 Steals _____ -
 Blocks _____ -
 Minutes _____ 3 (2x) last vs. Cornell (12/30/17)

HIGH SCHOOL AND PERSONAL DATA: Finished prep career as third-leading scorer in Lawton Chiles history with 1,131 points ... was a three-year starter and a two-time team captain ... earned First Team All-Big Bend Florida honors twice ... averaged 18.4 points, 4.9 rebounds and 2.6 assists per game during senior campaign ... averaged 17.2 points, 7.1 rebounds, 3.3 assists and 2.1 steals as a junior ... son of Mark and Becky Easterling ... has two siblings, Jake and Casey ... enrolled in the Ginn College of Engineering.


2017-18 EASTERLING GAME-BY-GAME

Opp.	Start	Min.	FG-A	3FG-A	FT-A	O-D-T	PF	A	TO	BLK	STL	PTS
Norfolk St.		2	0-1	0-1	0-0	0-0-0	0	0	0	0	0	0
Indiana St.		-dnp-										
Temple		-dnp-										
Hofstra		-dnp-										
Winthrop		3	1-1	0-0	0-0	0-0-0	0	0	0	0	0	2
Dayton		-dnp-										
G. Mason		-dnp-										
GWU		2	0-0	0-0	0-0	0-1-1	0	0	0	0	0	0
UAB		-dnp-										
MTSU		-dnp-										
Murray St.		-dnp-										
UConn		2	0-0	0-0	0-0	0-0-0	0	0	0	0	0	0
Cornell		3	0-0	0-0	0-0	0-0-0	0	0	1	0	0	0
Tennessee		-dnp-										
Arkansas		-dnp-										
Ole Miss		-dnp-										
Miss. St.		-dnp-										
Alabama		-dnp-										
Georgia		1	0-0	0-0	0-0	0-0-0	0	0	0	0	0	0
Missouri		-dnp-										
LSU		2	0-0	0-0	0-0	0-0-0	1	0	0	0	0	0
Ole Miss		-dnp-										
Vanderbilt		-dnp-										
Texas A&M		-dnp-										
Georgia		-dnp-										
Kentucky		-dnp-										
S. Carolina		-dnp-										
Alabama		-dnp-										
Florida		-dnp-										
Arkansas		-dnp-										
S. Carolina		-dnp-										

EASTERLING'S CAREER STATISTICS

Year	GP-GS	Min-Avg	FG-FGA	Pct	3FG-A	Pct	FT-FTA	Pct	Off-Def-Tot--Avg	PF-FO	Ast	TO	Blk	Stl	Pts	Avg
2017-18	7-0	15-2.1	1-2	.500	0-1	.000	0-0	.000	0-1-1-0.1	1-0	0	1	0	0	2	0.3
TOTAL	7-0	15-2.1	1-2	.500	0-1	.000	0-0	.000	0-1-1-0.1	1-0	0	1	0	0	2	0.3

PLAYER BIOS



COLE BLACKSTOCK

41

Forward • Jr.
6-9 • 260
Killen, Ala.
Brooks HS

CAREER HIGHS

Points _____ 3 vs. Vanderbilt (2/13/16)
 Rebounds _____ 2 vs. Coastal Carolina (12/15/16)
 Field Goals _____ 1 vs. Vanderbilt (2/13/16)
 Field Goals Att. _____ 1 vs. Vanderbilt (2/13/16)
 3-Pt. Field Goals _____ -
 3-Pt. Field Goals Att. _____ -
 Free Throws _____ 2 (3x) last vs. LSU (1/27/18)
 Free Throws Att. _____ 2 (3x) last vs. LSU (1/27/18)
 Assists _____ -
 Steals _____ -
 Blocks _____ 1 vs. Cornell (12/30/17)
 Minutes _____ 3 (4x) last vs. Cornell (12/30/17)

AUGUST 2017 ITALY TOUR: Averaged 0.8 points and 1.0 rebound in four games in the four-game Italy Tour ... shot 50 percent from the field ... 3 points and 1 rebound vs. Veneto Select ... 1 rebound each vs. BC Silute of Lithuania, Italy All-Stars and Stella Azzurra.

HIGH SCHOOL AND PERSONAL DATA: Four-year letterman in basketball ... averaged 17 points and 8 rebounds per game as a senior at Brooks High School under coach Brian Wright ... played four games as a junior before season-ending injury ... averaged 8 points and 4.5 rebounds per game as a sophomore ... full name is Cole Edward Blackstock ... son of Eric and Kristi Blackstock ... studying in Ginn College of Engineering.


2017-18 BLACKSTOCK GAME-BY GAME

Opp.	Start	Min.	FG-A	3FG-A	FT-A	O-D-T	PF	A	TO	BLK	STL	PTS
Norfolk St.		2	0-0	0-0	0-0	0-1-1	0	0	0	0	0	0
Indiana St.		1	0-0	0-0	0-0	0-0-0	0	0	0	0	0	0
Temple		-dnp-										
Hofstra		-dnp-										
Winthrop		3	0-0	0-0	2-2	0-0-0	0	0	0	0	0	2
Dayton		-dnp-										
G. Mason		-dnp-										
GWU		2	0-0	0-0	0-0	0-1-1	1	0	0	0	0	0
UAB		-dnp-										
MTSU		-dnp-										
Murray St.		-dnp-										
UConn		2	0-0	0-0	0-0	0-0-0	1	0	0	0	0	0
Cornell		3	0-0	0-0	0-0	0-0-0	1	0	0	1	0	0
Tennessee		-dnp-										
Arkansas		-dnp-										
Ole Miss		-dnp-										
Miss. St.		-dnp-										
Alabama		-dnp-										
Georgia		1	0-0	0-0	0-0	0-0-0	1	0	0	0	0	0
Missouri		0+	0-0	0-0	0-0	0-1-1	0	0	0	0	0	0
LSU		2	0-0	0-0	2-2	0-1-1	0	0	0	0	0	2
Ole Miss		-dnp-										
Vanderbilt		-dnp-										
Texas A&M		-dnp-										
Georgia		-dnp-										
Kentucky		-dnp-										
S. Carolina		-dnp-										
Alabama		-dnp-										
Florida		-dnp-										
Arkansas												
S. Carolina												

BLACKSTOCK'S CAREER STATISTICS

Year	GP-GS	Min-Avg	FG-FGA	Pct	3FG-A	Pct	FT-FTA	Pct	Off-Def-Tot--Avg	PF-FO	Ast	TO	Blk	Stl	Pts	Avg
2015-16	5-0	9-1.8	1-1	1.000	0-0	.000	3-3	1.000	0-0-0--0.0	2-0	0	0	0	0	5	1.0
2016-17	3-0	4-1.3	0-0	.000	0-0	.000	0-0	.000	0-2-2--0.7	2-0	0	0	0	0	0	0.0
2017-18	9-0	16-1.8	0-0	.000	0-0	.000	4-4	1.000	0-4-4--0.4	4-0	0	0	1	0	4	0.4
TOTAL	17-0	29-1.7	1-1	1.000	0-0	.000	7-7	1.000	0-6-6--0.4	8-0	0	0	1	0	9	0.5

PLAYER BIOS



AUSTIN WILEY

50

Center • So.
6-11 • 260
Hoover, Ala.
Calusa Prep HS

CAREER HIGHS

Points	25 at TCU (1/28/17)
Rebounds	11 at South Carolina (1/24/17)
Field Goals	11 at TCU (1/28/17)
Field Goals Att.	13 at TCU (1/28/17)
3-Pt. Field Goals	-
3-Pt. Field Goals Att.	-
Free Throws	11 vs. Alabama (1/21/17)
Free Throws Att.	18 vs. Alabama (1/21/17)
Assists	1 (5x) last at Georgia (3/1/17)
Steals	1 (5x) last at LSU (2/21/17)
Blocks	4 (3x) last at Georgia (3/1/17)
Minutes	26 at Georgia (3/1/17)

USA U19 WORLD CUP TEAM: Selected and named the team captain for the 12-member USA Basketball U19 World Cup Team to play in the FIBA World Cup in Cairo, Egypt, July 1-9, 2017 ... only American and one of seven players to average a double-double in the tournament with 10.3 points and 10.9 rebounds in only 19.9 minutes per game as the United States won the bronze medal, finishing 6-1 ... shot 50 percent from the field ... started all seven games ... had three double-doubles and a rebound shy of four double-doubles in seven games ... 19 points and 10 rebounds to lead USA to an 81-59 victory over Germany in the quarterfinals ... 16 points and a game-high 16 rebounds in a 109-68 victory over Angola ... 13 points and a game-high 17 rebounds in 29:41 in a 99-87 upset loss to Canada in the semifinals ... 9 points and a game-high 14 rebounds in 21:37 vs. Italy to finish Group D play 3-0 ... 8 points and 8 rebounds and a block in 20 minutes in the 96-72 bronze medal win over Spain ... 5 points, 8 rebounds, a block and assist in only 14:58 in a 108-48 win over Iran in the Group D opener ... saddled with foul trouble playing less than five minutes in each half, had 2 points and 3 rebounds and a steal in a 117-69 victory over Mali in the round of 16 ... scored 15 points in the USA's 89-66 victory over Lithuania in a friendly on June 28, a day after making the 6,900-mile trip from Colorado Springs, Colo., to Washington, D.C. to Germany to Cairo ... 9 points and 7 rebounds in an 82-60 victory over France on June 29 in a second friendly ... only Kentucky had more players than Auburn in the USA's 27-player tryout as freshman Chuma Okeke joined Wiley.

HIGH SCHOOL AND PERSONAL DATA: Ranked 13th nationally by Scout, 16th by Rivals and 17th by 247Sports ... played on Team USA's gold medal winner at the FIBA Men's U17 World Championship in Zaragoza, Spain in summer of 2016 ... consensus five-star selection ... three-time all-state selection at Spain Park High School in Hoover, Ala. ... averaged 22 points and 12 rebounds as a junior in 2014-15 leading Spain Park to a 24-6 record and the Class 7A state finals under coach Donnie Quinn ... was named the Alabama Sports Writers Association Class 7A Player of the Year as a junior, averaging 27.1 points, 12.1 rebounds and 2.9 blocks ... selected to the ASWA Class 7A All-State first-team and to the AL.com Class 7A Super All-State first-team ... scored his 1,500th point of his high school career during his junior season ... MVP of the Alabama North-South game in August 2016 ... averaged 19 points and 12 rebounds as a sophomore at Spain Park where he was named AL.com Birmingham Player of the Year Award ... selected to the ASWA Class 7A All-State first-team and AL.com Class 7A Super All-State first-team ... averaged 15 points and 10 rebounds as a 6-foot-9, 190-pound freshman on Spain Park's varsity in 2013-14 ... full name is Austin Jermaine Wiley ... son of former Auburn players, All-American & 1992 USA Olympian Vickie Orr and Aubrey Wiley, who led the SEC in rebounding in 1993-94 ... Vickie helped lead Auburn to two-straight NCAA Championship games in 1988 and 1989 and was inducted into the Alabama Sports Hall of Fame in 2013 ... studying in the College of Education ... signed national letter of intent on Nov. 9, 2016.


2017-18 WILEY GAME-BY GAME

Opp.	Start	Min.	FG-A	3FG-A	FT-A	O-D-T	PF	A	TO	BLK	STL	PTS
Norfolk St.	-	dnp-										
Indiana St.	-	dnp-										
Temple	-	dnp-										
Hofstra	-	dnp-										
Winthrop	-	dnp-										
Dayton	-	dnp-										
G. Mason	-	dnp-										
GWU	-	dnp-										
UAB	-	dnp-										
MTSU	-	dnp-										
Murray St.	-	dnp-										
UConn	-	dnp-										
Cornell	-	dnp-										
Tennessee	-	dnp-										
Arkansas	-	dnp-										
Ole Miss	-	dnp-										
Miss. St.	-	dnp-										
Alabama	-	dnp-										
Georgia	-	dnp-										
Missouri	-	dnp-										
LSU	-	dnp-										
Ole Miss	-	dnp-										
Vanderbilt	-	dnp-										
Texas A&M	-	dnp-										
Georgia	-	dnp-										
Kentucky	-	dnp-										
S. Carolina	-	dnp-										
Alabama	-	dnp-										
Florida	-	dnp-										
Arkansas	-	dnp-										
S. Carolina	-	dnp-										

WILEY'S CAREER STATISTICS

Year	GP-GS	Min-Avg	FG-FGA	Pct	3FG-A	Pct	FT-FTA	Pct	Off-Def-Tot--Avg	PF-FO	Ast	TO	Blk	Stl	Pts	Avg
2016-17	23-22	415-18.0	73-125	.584	0-0	.000	56-114	.491	52-56-108--3.5	59-1	5	41	31	5	202	8.8
2017-18	-	-	-	-	-	-	-	-	-	-	-	-	-	-	-	-
TOTAL	23-22	415-18.0	73-125	.584	0-0	.000	56-114	.491	52-56-108--3.5	59-1	5	41	31	5	202	8.8

PLAYER BIOS



THOMAS COLLIER

54

Forward • So.

6-9 • 215

Birmingham, Ala.

Briarwood Christian HS

CAREER HIGHS

Points	2 vs. Gardner-Webb (12/6/17)
Rebounds	1 (2x) last vs. UConn (12/23/17)
Field Goals	1 vs. Gardner-Webb (12/6/17)
Field Goals Att.	2 vs. Gardner-Webb (12/6/17)
3-Pt. Field Goals	-
3-Pt. Field Goals Att.	-
Free Throws	-
Free Throws Att.	-
Assists	-
Steals	-
Blocks	-
Minutes	3 vs. Winthrop (11/24/17)

HIGH SCHOOL AND PERSONAL DATA: Averaged 15 points, 10 rebounds and two blocks per game during senior year ... was awarded MVP at conclusion of final campaign ... was a two-time state champion in tennis during sophomore and junior seasons ... National Honors Society member ... son of Forrest and Jean Anne Collier ... has two siblings, Forrest and Caroline ... enrolled in the College of Business.

2017-18 COLLIER GAME-BY GAME

Opp.	Start	Min.	FG-A	3FG-A	FT-A	O-D-T	PF	A	TO	BLK	STL	PTS
Norfolk St.		2	0-0	0-0	0-0	0-0-0	1	0	0	0	0	0
Indiana St.	-dnp-											
Temple	-dnp-											
Hofstra	-dnp-											
Winthrop		3	0-0	0-0	0-0	0-0-0	2	0	1	0	0	0
Dayton	-dnp-											
G. Mason	-dnp-											
GWU		2	1-2	0-0	0-0	0-1-1	0	0	0	0	0	2
UAB	-dnp-											
MTSU	-dnp-											
Murray St.	-dnp-											
UConn		1	0-0	0-0	0-0	0-1-1	0	0	0	0	0	0
Cornell	-dnp-											
Tennessee	-dnp-											
Arkansas	-dnp-											
Ole Miss	-dnp-											
Miss. St.	-dnp-											
Alabama	-dnp-											
Georgia	-dnp-											
Missouri		2	0-0	0-0	0-0	0-0-0	0	0	0	0	0	0
LSU	-dnp-											
Ole Miss	-dnp-											
Vanderbilt	-dnp-											
Texas A&M	-dnp-											
Georgia	-dnp-											
Kentucky	-dnp-											
S. Carolina	-dnp-											
Alabama	-dnp-											
Florida												
Arkansas												
S. Carolina												

COLLIER'S CAREER STATISTICS

Year	GP-GS	Min-Avg	FG-FGA	Pct	3FG-A	Pct	FT-FTA	Pct	Off-Def-Tot--Avg	PF-FO	Ast	TO	Blk	Stl	Pts	Avg
2017-18	5-0	10-2.0	1-2	.500	0-0	.000	0-0	.000	0-2-2--0.4	3-0	0	1	0	0	2	0.4
TOTAL	5-0	10-2.0	1-2	.500	0-0	.000	0-0	.000	0-2-2--0.4	3-0	0	1	0	0	2	0.4

SEASON STATS



2017-18 Auburn Men's Basketball
Auburn Combined Team Statistics (as of Feb 24, 2018)
All games



RECORD:	OVERALL	HOME	AWAY	NEUTRAL
ALL GAMES	24-5	14-1	7-3	3-1
CONFERENCE	12-4	7-1	5-3	0-0
NON-CONFERENCE	12-1	7-0	2-0	3-1

#	Player	gp-gs	min	avg	Total		3-Point		F-Throw		Rebounds				pf	dq	a	to	blk	stl	pts	avg
					fg-fga	fg%	3fg-fga	3fg%	ft-fa	ft%	off	def	tot	avg								
05	HERON, Mustapha	27-27	755	28.0	148-322	.460	37-109	.339	107-132	.811	35	111	146	5.4	65	2	25	57	1	33	440	16.3
02	BROWN, Bryce	28-28	870	31.1	145-357	.406	92-235	.391	68-85	.800	17	40	57	2.0	48	0	52	36	7	27	450	16.1
01	HARPER, Jared	29-29	885	30.5	97-255	.380	55-141	.390	144-174	.828	10	54	64	2.2	51	2	165	64	1	36	393	13.6
13	MURRAY, Desean	29-29	679	23.4	102-212	.481	14-42	.333	91-107	.850	78	124	202	7.0	66	1	55	56	19	26	309	10.7
04	OKEKE, Chuma	29-0	600	20.7	85-178	.478	31-73	.425	31-46	.674	61	96	157	5.4	50	1	32	23	17	21	232	8.0
24	MCLEMORE, Anfernee	27-21	525	19.4	74-139	.532	18-46	.391	35-48	.729	49	93	142	5.3	70	1	14	24	73	20	201	7.4
14	DUNBAR, Malik	29-3	414	14.3	63-147	.429	25-67	.373	16-27	.593	16	56	72	2.5	56	1	8	21	8	9	167	5.8
00	SPENCER, Horace	29-8	485	16.7	47-85	.553	0-1	.000	31-44	.705	43	97	140	4.8	82	2	20	30	36	32	125	4.3
10	MITCHELL, Davion	29-0	500	17.2	40-88	.455	13-41	.317	19-27	.704	9	24	33	1.1	64	1	57	36	1	13	112	3.9
41	BLACKSTOCK, Cole	9-0	16	1.8	0-0	.000	0-0	.000	4-4	1.000	0	4	4	0.4	4	0	0	0	1	0	4	0.4
21	KEIM, Patrick	10-0	19	1.9	1-2	.500	1-2	.500	1-4	.250	0	2	2	0.2	6	0	0	4	0	0	4	0.4
54	COLLIER, Thomas	5-0	10	2.0	1-2	.500	0-0	.000	0-0	.000	0	2	2	0.4	3	0	0	1	0	0	2	0.4
25	EASTERLING, Brett	7-0	15	2.1	1-2	.500	0-1	.000	0-0	.000	0	1	1	0.1	1	0	0	1	0	0	2	0.3
22	MACOY, Will	7-0	15	2.1	0-4	.000	0-2	.000	2-4	.500	1	2	3	0.4	2	0	0	0	0	0	2	0.3
12	WILLIAMS, Devontae	7-0	11	1.6	0-1	.000	0-0	.000	1-2	.500	0	1	1	0.1	1	0	1	2	0	0	1	0.1
Team											39	50	89					4				
Total.....		29	5799		804-1794	.448	286-760	.376	550-704	.781	358	757	1115	38.4	569	11	429	359	164	217	2444	84.3
Opponents.....		29	5800		706-1677	.421	231-665	.347	461-630	.732	302	688	990	34.1	597	-	365	442	96	184	2104	72.6

TEAM STATISTICS	AU	OPP
SCORING	2444	2104
Points per game	84.3	72.6
Scoring margin	+11.7	-
FIELD GOALS-ATT	804-1794	706-1677
Field goal pct	.448	.421
3 POINT FG-ATT	286-760	231-665
3-point FG pct	.376	.347
3-pt FG made per game	9.9	8.0
FREE THROWS-ATT	550-704	461-630
Free throw pct	.781	.732
F-Throws made per game	19.0	15.9
REBOUNDS	1115	990
Rebounds per game	38.4	34.1
Rebounding margin	+4.3	-
ASSISTS	429	365
Assists per game	14.8	12.6
TURNOVERS	359	442
Turnovers per game	12.4	15.2
Turnover margin	+2.9	-
Assist/turnover ratio	1.2	0.8
STEALS	217	184
Steals per game	7.5	6.3
BLOCKS	164	96
Blocks per game	5.7	3.3
ATTENDANCE	122416	130887
Home games-Avg/Game	15-8161	10-11731
Neutral site-Avg/Game	-	4-3394

Score by Periods	1st	2nd	Totals
Auburn	1162	1282	2444
Opponents	996	1108	2104

Date	Opponent		Score	Att.
11/10/17	NORFOLK STATE	w	102-74	7419
! 11/16/17	vs Indiana State	w	83-64	2136
! 11/17/17	vs Temple	L	74-88	1970
! 11/19/17	vs Hofstra	w	89-78	2263
11/24/17	WINTHROP	w	119-85	7197
11/29/17	at Dayton	w	73-60	13125
12/03/17	GEORGE MASON	w	79-63	6164
12/06/17	GARDNER-WEBB	w	80-55	6232
12/09/17	UAB	w	85-80	7565
12/16/17	vs Middle Tennessee	w	76-70	7209
12/19/17	at Murray St.	w	81-77	6478
12/23/17	UCONN	w	89-64	8039
12/30/17	CORNELL	w	98-77	8493
* 01/02/18	at Tennessee	w	94-84	14755
* 01/06/18	ARKANSAS	w	88-77	8950
* 01/09/18	OLE MISS	w	85-70	9121
* 01/13/18	at Mississippi State	w	76-68	8443
* 01/17/18	at Alabama	L	71-76	15383
* 01/20/18	GEORGIA	w	79-65	9121
* 01/24/18	at Missouri	w	91-73	15061
* 01/27/18	LSU	w	95-70	9121
* 01/30/18	at Ole Miss	w	79-70	8043
* 02/03/18	VANDERBILT	w	93-81	9121
* 02/07/18	TEXAS A&M	L	80-81	7631
* 02/10/18	at Georgia	w	78-61	10523
* 02/14/18	KENTUCKY	w	76-66	9121
* 02/17/18	at South Carolina	L	75-84	14995
* 02/21/18	ALABAMA	w	90-71	9121
* 02/24/18	at Florida	L	66-72	10503

! = Gildan Charleston Classic (Charleston, SC)

CONFERENCE STATS



2017-18 Auburn Men's Basketball
Auburn Combined Team Statistics (as of Feb 24, 2018)
Conference games only



RECORD:	OVERALL	HOME	AWAY	NEUTRAL
ALL GAMES	12-4	7-1	5-3	0-0
CONFERENCE	12-4	7-1	5-3	0-0
NON-CONFERENCE	0-0	0-0	0-0	0-0

#	Player	gp-gs	min	avg	Total		3-Point		F-Throw		Rebounds				pf	dq	a	to	blk	stl	pts	avg
					fg-fga	fg%	3fg-fga	3fg%	ft-fa	ft%	off	def	tot	avg								
05	HERON, Mustapha	15-15	448	29.9	87-185	.470	23-65	.354	54-67	.806	22	57	79	5.3	38	1	14	32	1	17	251	16.7
02	BROWN, Bryce	15-15	462	30.8	77-188	.410	53-125	.424	38-48	.792	7	19	26	1.7	26	0	19	16	2	15	245	16.3
01	HARPER, Jared	16-16	515	32.2	55-148	.372	26-78	.333	99-117	.846	3	29	32	2.0	31	1	93	38	1	24	235	14.7
13	MURRAY, Desean	16-16	386	24.1	49-111	.441	7-26	.269	63-72	.875	42	64	106	6.6	40	1	33	27	10	15	168	10.5
04	OKEKE, Chuma	16-0	325	20.3	48-96	.500	19-42	.452	11-19	.579	30	48	78	4.9	25	1	17	14	10	12	126	7.9
24	MCLEMORE, Anfernee	14-14	258	18.4	31-67	.463	12-27	.444	16-23	.696	19	42	61	4.4	37	0	4	5	29	10	90	6.4
14	DUNBAR, Malik	16-2	241	15.1	31-77	.403	14-37	.378	7-13	.538	7	40	47	2.9	30	0	5	11	2	8	83	5.2
00	SPENCER, Horace	16-2	286	17.9	26-49	.531	0-1	.000	16-24	.667	24	46	70	4.4	49	2	11	15	20	14	68	4.3
10	MITCHELL, Davion	16-0	261	16.3	19-44	.432	5-19	.263	4-7	.571	5	9	14	0.9	34	1	29	21	1	9	47	2.9
41	BLACKSTOCK, Cole	3-0	3	1.0	0-0	.000	0-0	.000	2-2	1.000	0	2	2	0.7	1	0	0	0	0	0	2	0.7
22	MACOY, Will	3-0	3	1.0	0-1	.000	0-1	.000	1-2	.500	0	1	1	0.3	0	0	0	0	0	0	1	0.3
21	KEIM, Patrick	4-0	4	1.0	0-0	.000	0-0	.000	0-0	.000	0	0	0	0.0	2	0	0	1	0	0	0	0.0
12	WILLIAMS, Devontae	2-0	2	1.0	0-0	.000	0-0	.000	0-0	.000	0	0	0	0.0	0	0	0	0	0	0	0	0.0
25	EASTERLING, Brett	2-0	3	1.5	0-0	.000	0-0	.000	0-0	.000	0	0	0	0.0	1	0	0	0	0	0	0	0.0
54	COLLIER, Thomas	1-0	2	2.0	0-0	.000	0-0	.000	0-0	.000	0	0	0	0.0	0	0	0	0	0	0	0	0.0
Team											25	28	53				3					
Total.....		16	3199		423-966	.438	159-421	.378	311-394	.789	184	385	569	35.6	314	7	225	183	76	124	1316	82.2
Opponents.....		16	3200		400-903	.443	116-349	.332	253-348	.727	166	395	561	35.1	330	-	199	240	61	93	1169	73.1

TEAM STATISTICS	AU	OPP
SCORING	1316	1169
Points per game	82.2	73.1
Scoring margin	+9.2	-
FIELD GOALS-ATT	423-966	400-903
Field goal pct	.438	.443
3 POINT FG-ATT	159-421	116-349
3-point FG pct	.378	.332
3-pt FG made per game	9.9	7.3
FREE THROWS-ATT	311-394	253-348
Free throw pct	.789	.727
F-Throws made per game	19.4	15.8
REBOUNDS	569	561
Rebounds per game	35.6	35.1
Rebounding margin	+0.5	-
ASSISTS	225	199
Assists per game	14.1	12.4
TURNOVERS	183	240
Turnovers per game	11.4	15.0
Turnover margin	+3.6	-
Assist/turnover ratio	1.2	0.8
STEALS	124	93
Steals per game	7.8	5.8
BLOCKS	76	61
Blocks per game	4.8	3.8
ATTENDANCE	71307	97706
Home games-Avg/Game	8-8913	8-12213
Neutral site-Avg/Game	-	0-0

Date	Opponent		Score	Att.
* 01/02/18	at Tennessee	w	94-84	14755
* 01/06/18	ARKANSAS	w	88-77	8950
* 01/09/18	OLE MISS	w	85-70	9121
* 01/13/18	at Mississippi State	w	76-68	8443
* 01/17/18	at Alabama	L	71-76	15383
* 01/20/18	GEORGIA	w	79-65	9121
* 01/24/18	at Missouri	w	91-73	15061
* 01/27/18	LSU	w	95-70	9121
* 01/30/18	at Ole Miss	w	79-70	8043
* 02/03/18	VANDERBILT	w	93-81	9121
* 02/07/18	TEXAS A&M	L	80-81	7631
* 02/10/18	at Georgia	w	78-61	10523
* 02/14/18	KENTUCKY	w	76-66	9121
* 02/17/18	at South Carolina	L	75-84	14995
* 02/21/18	ALABAMA	w	90-71	9121
* 02/24/18	at Florida	L	66-72	10503

! = Gildan Charleston Classic (Charleston, SC)

* = Conference game

Score by Periods	1st	2nd	Totals
Auburn	586	730	1316
Opponents	579	590	1169

LAST 5 GAMES



2017-18 Auburn Men's Basketball
Auburn Combined Team Statistics (as of Feb 24, 2018)
Last 5



RECORD:	OVERALL	HOME	AWAY	NEUTRAL
ALL GAMES	3-2	2-0	1-2	0-0
CONFERENCE	3-2	2-0	1-2	0-0
NON-CONFERENCE	0-0	0-0	0-0	0-0

#	Player	gp-gs	min	avg	Total		3-Point		F-Throw		Rebounds				pf	dq	a	to	blk	stl	pts	avg
					fg-fga	fg%	3fg-fga	3fg%	ft-fa	ft%	off	def	tot	avg								
05	HERON, Mustapha	4-4	129	32.2	23-51	.451	6-15	.400	16-19	.842	6	13	19	4.8	12	0	2	5	1	1	68	17.0
01	HARPER, Jared	5-5	176	35.2	21-52	.404	9-27	.333	33-39	.846	2	10	12	2.4	11	1	23	19	0	8	84	16.8
02	BROWN, Bryce	4-4	132	33.0	16-54	.296	11-40	.275	9-10	.900	0	3	3	0.8	7	0	6	5	0	4	52	13.0
04	OKEKE, Chuma	5-0	125	25.0	17-38	.447	6-16	.375	7-10	.700	13	20	33	6.6	5	0	6	3	4	7	47	9.4
13	MURRAY, Desean	5-5	135	27.0	13-34	.382	1-8	.125	13-16	.813	13	24	37	7.4	10	0	10	7	5	4	40	8.0
24	MCLEMORE, Anfernee	3-3	60	20.0	6-11	.545	2-4	.500	6-8	.750	6	13	19	6.3	8	0	2	0	5	5	20	6.7
14	DUNBAR, Malik	5-2	80	16.0	12-27	.444	6-15	.400	3-9	.333	4	18	22	4.4	14	0	1	8	0	2	33	6.6
10	MITCHELL, Davion	5-0	84	16.8	8-19	.421	3-11	.273	2-3	.667	0	2	2	0.4	9	0	7	5	0	4	21	4.2
00	SPENCER, Horace	5-2	79	15.8	9-18	.500	0-0	.000	2-3	.667	12	14	26	5.2	18	1	6	4	8	1	20	4.0
21	KEIM, Patrick	1-0	0	0.0	0-0	.000	0-0	.000	0-0	.000	0	0	0	0.0	1	0	0	0	0	0	0	0.0
Team											6	12	18					1				
Total.....		5	1000		125-304	.411	44-136	.324	91-117	.778	62	129	191	38.2	95	2	63	57	23	36	385	77.0
Opponents.....		5	1000		122-272	.449	38-112	.339	72-108	.667	42	125	167	33.4	95	-	68	67	19	28	354	70.8

TEAM STATISTICS	AU	OPP
SCORING	385	354
Points per game	77.0	70.8
Scoring margin	+6.2	-
FIELD GOALS-ATT	125-304	122-272
Field goal pct	.411	.449
3 POINT FG-ATT	44-136	38-112
3-point FG pct	.324	.339
3-pt FG made per game	8.8	7.6
FREE THROWS-ATT	91-117	72-108
Free throw pct	.778	.667
F-Throws made per game	18.2	14.4
REBOUNDS	191	167
Rebounds per game	38.2	33.4
Rebounding margin	+4.8	-
ASSISTS	63	68
Assists per game	12.6	13.6
TURNOVERS	57	67
Turnovers per game	11.4	13.4
Turnover margin	+2.0	-
Assist/turnover ratio	1.1	1.0
STEALS	36	28
Steals per game	7.2	5.6
BLOCKS	23	19
Blocks per game	4.6	3.8
ATTENDANCE	18242	36021
Home games-Avg/Game	2-9121	3-12007
Neutral site-Avg/Game	-	0-0

Date	Opponent		Score	Att.
* 02/10/18	at Georgia	w	78-61	10523
* 02/14/18	KENTUCKY	w	76-66	9121
* 02/17/18	at South Carolina	L	75-84	14995
* 02/21/18	ALABAMA	w	90-71	9121
* 02/24/18	at Florida	L	66-72	10503

! = Gildan Charleston Classic (Charleston, SC)

* = Conference game

Score by Periods	1st	2nd	Totals
Auburn	168	217	385
Opponents	178	176	354

MEDIA SPOT CHART

(probable starters in orange)



0

HORACE SPENCER

	GP-GS	PPG	RPG	BPG	FG%	FT%
2017-18	29-8	4.3	4.8	1.2	.553	.705
Career	79-38	4.8	4.5	1.6	.488	.554

JR » F » 6-8 » 225 » Philadelphia, Pa. » Findlay Prep
 • 52% FG, 5.5 reb, 14 total blk as a starter this season (8 games)
 • 129 career blk good for 7th in program history; 6th is Pat Burke w/ 133
 • **LAST GAME:** 6 pts, 8 reb, 3 blk, 2 ast in 22 min at Florida

Career-Highs
Pts _____ 13
Reb _____ 11
Ast _____ 3
Blk _____ 7
Min _____ 29



1

JARED HARPER

	GP-GS	PPG	RPG	APG	FG%	FT%
2017-18	29-29	13.6	2.2	5.7	.380	.828
Career	61-59	12.4	2.1	4.3	.383	.772

SO » G » 5-10 » 170 » Mableton, Ga. » Pebblebrook HS
 • 15.9 ppg, 8.0 ast, 41% FG, 12 stl in month of February
 • Made 65 of 73 FT under 4 min this season (team-best)
 • **LAST GAME:** 8 pts, 2 ast, 1 reb in 32 min at Florida

Career-Highs
Pts _____ 24 (2x)
Reb _____ 6
Ast _____ 14
Stl _____ 4 (3x)
Min _____ 38



2

BRYCE BROWN

	GP-GS	PPG	RPG	APG	FG%	FT%
2017-18	28-28	16.1	2.0	1.9	.406	.800
Career	86-52	11.2	1.9	1.2	.373	.785

JR » G » 6-3 » 198 » Stone Mountain, Ga. » Tucker HS
 • 4 games with 20+ pts in SEC play this season (16.3 ppg)
 • Held defensive assignment to 36% FG (108-296) and 83 TO thru 28 gm
 • **LAST GAME:** 6 pts, 5 ast in 33 min at Florida

Career-Highs
Pts _____ 31
Reb _____ 6
Ast _____ 5 (3x)
Stl _____ 3 (6x)
Min _____ 36 (3x)



3

DANJEL PURIFOY

	GP-GS	PPG	RPG	APG	FG%	FT%
2017-18	-	-	-	-	-	-
Career	29-25	11.5	4.7	1.8	.398	.879

SO » F » 6-7 » 230 » Centreville, Ala. » Hargrave Military Academy
 • Has not played this season
 • Led team with 88% shooting from the foul line last year
 • **LAST GAME:** DNP at Florida

Career-Highs
Pts _____ 27 (2x)
Reb _____ 15
Ast _____ 9
Stl _____ 3 (6x)
Min _____ 39



4

CHUMA OKEKE

	GP-GS	PPG	RPG	APG	FG%	FT%
2017-18	29-0	8.0	5.4	1.1	.478	.674
Career	29-0	8.0	5.4	1.1	.478	.674

FR » F » 6-8 » 230 » Atlanta, Ga. » Westlake HS
 • 13.0 ppg, 9.7 reb, 48% FG, 42% 3-pt in 3 games since McLemore injury
 • Tied for team lead with 3 double-doubles; 2 straight entering Tuesday
 • **LAST GAME:** 12 pts, 10 reb, 5-11 FG in 27 min at Florida

Career-Highs
Pts _____ 16
Reb _____ 10 (3x)
Ast _____ 4
Blk _____ 2 (3x)
Min _____ 34




5

MUSTAPHA HERON

	GP-GS	PPG	RPG	APG	FG%	FT%
2017-18	27-27	16.3	5.4	0.9	.460	.811
Career	59-59	15.7	5.8	1.2	.450	.787

SO » G » 6-5 » 218 » Waterbury, Conn. » Sacred Heart HS
 • 19.2 ppg, 47% FG, 35% 3-pt, 87% FT in last 6 games
 • Scored in double figures in 24 of 27 games this season (team is 21-3)
 • **LAST GAME:** 22 pts, 6 reb, 8-11 FG, 4-5 3-pt in 29 min at Florida

Career-Highs
Pts _____ 31
Reb _____ 14
Ast _____ 5
Stl _____ 4
Min _____ 36 (3x)



10

DAVION MITCHELL

	GP-GS	PPG	RPG	APG	FG%	FT%
2017-18	29-0	3.9	1.1	2.0	.455	.704
Career	29-0	3.9	1.1	2.0	.455	.704

FR » G » 6-1 » 200 » Hinesville, Ga. » Liberty County
 • Team is 11-0 when he plays 20+ min off the bench
 • Known for on-ball defense and ability to create off the dribble
 • **LAST GAME:** 0 pts, 2 ast, 2 stl in 15 min at Florida

Career-Highs
Pts _____ 10 (2x)
Reb _____ 4
Ast _____ 5 (2x)
Stl _____ 2
Min _____ 25



13

DESEAN MURRAY

	GP-GS	PPG	RPG	APG	FG%	FT%
2017-18	29-29	10.7	7.0	1.9	.481	.850
Career	80-80	15.6	7.4	1.8	.522	.744

JR » F » 6-3 » 225 » Stanley, N.C. » Presbyterian College
 • Made 14 3s this season; had only 1 in previous 2 seasons
 • Pulled down 10+ reb five times this season, 4 of them away from home
 • **LAST GAME:** 10 pts, 6 reb, 4-5 FT in 31 min at Florida

Career-Highs
Pts _____ 34
Reb _____ 18
Ast _____ 8
Blk _____ 4
Min _____ 37




14

MALIK DUNBAR

	GP-GS	PPG	RPG	APG	FG%	FT%
2017-18	29-3	5.8	2.5	0.3	.429	.593
Career	29-3	5.8	2.5	0.3	.429	.593

JR » G/F » 6-6 » 230 » North Augusta, S.C. » Col. of Central Florida
 • 21 for 51 from 3-pt land in last 15 games, despite starting season 4 of 15
 • 10.0 ppg, 6.3 reb, 48% FG, 36% 3-pt in 3 games started this season
 • **LAST GAME:** 2 pts, 5 reb in 11 min at Florida

Career-Highs
Pts _____ 14
Reb _____ 7
Ast _____ 2
Blk _____ 3
Min _____ 26



21

PATRICK KEIM

	GP-GS	PPG	RPG	APG	FG%	FT%
2017-18	10-0	0.4	0.2	0.0	.500	.250
Career	46-0	0.5	0.4	0.2	.217	.353

SR » G » 6-0 » 186 » Birmingham, Ala. » Mountain Brook HS
 • Former walk-on awarded scholarship after Gardner-Webb game (Dec. 6)
 • Lone senior on roster appeared in 46 career games
 • **LAST GAME:** DNP at Florida

Career-Highs
Pts _____ 3 (5x)
Reb _____ 2 (5x)
Ast _____ 2
Stl _____ 1 (4x)
Min _____ 19




22

WILL MACOY

	GP-GS	PPG	RPG	APG	FG%	FT%
2017-18	7-0	0.3	0.4	0.0	.000	.500
Career	11-0	0.9	0.4	0.0	.300	.500

SO » G » 6-4 » 190 » Birmingham, Ala. » Vestavia Hills HS
 • Walk-on with loads of athleticism, primarily practice squad player
 • Played in 7 games this season
 • **LAST GAME:** DNP at Florida

Career-Highs
Pts _____ 8
Reb _____ 1 (2x)
Ast _____ -
Stl _____ 1
Min _____ 5




24

ANFERNEE MCLEMORE

	GP-GS	PPG	RPG	BPG	FG%	FT%
2017-18	27-21	7.4	5.3	2.7	.532	.729
Career	59-22	6.4	4.8	1.9	.596	.660

SO » F » 6-7 » 220 » Warwick, Ga. » Worth County HS
 • Suffered season-ending injury at South Carolina (ankle)
 • Hit a 3 in 12 games this season; only hit 1 3 in career before 2017-18
 • **LAST GAME:** DNP at Florida

Career-Highs
Pts _____ 19 (2x)
Reb _____ 13
Ast _____ 2 (3x)
Blk _____ 6
Min _____ 30




41

COLE BLACKSTOCK

	GP-GS	PPG	RPG	APG	FG%	FT%
2017-18	9-0	0.4	0.4	0.0	.000	1.000
Career	17-0	0.5	0.4	0.0	1.000	1.000

JR » F » 6-9 » 260 » Killen, Ala. » Brooks HS
 • Walk-on who competes primarily as practice squad player
 • Made every shot (1-1) and free throw attempt (5-5) in his career
 • **LAST GAME:** DNP at Florida

Career-Highs
Pts _____ 3
Reb _____ 2
Ast _____ -
Blk _____ 1
Min _____ 3 (4x)



50

AUSTIN WILEY

	GP-GS	PPG	RPG	APG	FG%	FT%
2017-18	-	-	-	-	-	-
Career	23-22	8.8	3.5	0.2	.584	.491

SO » C » 6-11 » 260 » Hoover, Ala. » Calusa Prep
 • Has not played this season
 • Captained USA U19 World Cup Team during summer
 • **LAST GAME:** DNP at Florida

Career-Highs
Pts _____ 25
Reb _____ 11
Ast _____ 1 (5x)
Blk _____ 4 (3x)
Min _____ 26