



# TENNESSEE

WOMEN'S BASKETBALL

35 COMBINED SEC REGULAR SEASON & TOURNAMENT CHAMPIONSHIPS » 18 NCAA FINAL FOURS » 21 WBCA ALL-AMERICANS » 16 WNBA 1ST-ROUND PICKS

## ARKANSAS RAZORBACKS (13-13, 2-11 SEC) vs. #RV/RV TENNESSEE LADY VOLS (16-10, 7-6 SEC)

FEB. 19 » THOMPSON-BOLING ARENA » KNOXVILLE, TENN. » 3:02 P.M. ET

### GAME 27

TENNESSEE LADY VOLUNTEERS



ARKANSAS RAZORBACKS



UTSPORTS.COM

#### QUICK COMPARISON

74.5 ppg	Points Per Game	65.0 ppg
66.3 ppg	Points Allowed Per Game	59.5 ppg
41.3 rpg	Rebounding Per Game	38.3 rpg
38.3 rpg	Rebounding Defense	35.4 rpg
.436	Field Goal Pct.	.403
.388	Field Goal Pct. Defense	.381



ARKANSAS RAZORBACKS.COM

#### TENNESSEE QUICK FACTS

**Head Coach:** Holly Warlick  
**Record at Tennessee:** 124-44 / 5th year  
**Overall Record:** 124-44 / 5th year  
**Points Leader:** Diamond DeShields (17.3 ppg)  
**Rebounds Leader:** Mercedes Russell (9.4 rpg)  
**Assists Leader:** Jordan Reynolds (4.5 apg)

#### ARKANSAS QUICK FACTS

**Head Coach:** Jimmy Dykes  
**Record at School:** 43-45 / 3rd year  
**Overall Record:** 43-45 / 3rd year  
**Points Leader:** Jessica Jackson (14.9 ppg)  
**Rebounds Leader:** Jessica Jackson (6.2 rpg)  
**Assists Leader:** Jailyn Mason (3.2 apg)

#### QUICK NOTES

##### NUMBERS GAME

After Schaquilla Nunn posted 15 points and 15 rebounds vs. Alabama, there are now five different Lady Vols who have combined to record 28 double-doubles this season.

Alexa Middleton is UT's second-leading scorer over the past three games, averaging 11.3 per contest.

UT is averaging only 8.7 turnovers per game over the past three contests.

##### STATS WATCH

Over the last five games, Mercedes Russell is leading the team and averaging a double-double of 17.6 points and 10.2 rebounds.

Jordan Reynolds dished out 18 assists with only three turnovers over her past three games.

Tennessee has shot 70 percent or better on free throws in 20 games and 80 percent on 10 occasions.

##### INSIDE THE SERIES

**Overall:** Tenn., 28-3

**Home:** Tenn., 13-1

**Away:** Tenn., 13-2

**Neutral:** Tenn., 2-0

**Postseason:** Tenn., 2-0

**Overtime:** Tenn., 1-0

**Streak:** Tenn., 2

**Last Meeting:** On March 3, 2016, UT defeated UA, 68-51, in the SEC Tourn. 2nd Round.

#### LAST GAME'S STARTERS

Tennessee	Ht.	Yr.	Hometown	PPG	RPG	Other
F 31 Jaime Nared	6-2	Jr.	Portland, Ore.	15.1	6.6	88% FT
C 21 Mercedes Russell	6-6	R-Jr.	Springfield, Ore.	16.7	9.4	57% FG
G 33 Alexa Middleton	5-9	Jr.	Murfreesboro, Tenn.	8.0	2.3	39% 3FG
G 11 Diamond DeShields	6-1	R-Jr.	Norcross, Ga.	17.3	6.5	3.5 APG
G 0 Jordan Reynolds	5-11	Sr.	Portland, Ore.	6.8	5.4	4.5 APG

Arkansas	Ht.	Yr.	Hometown	PPG	RPG	Other
F 00 Jessica Jackson	6-3	Sr.	Jacksonville, Ark.	14.9	6.2	39 3FGs
F 4 Keiryn Swenson	6-1	So.	Wichita, Kan.	8.0	4.0	50% FG
F 22 Bailey Zimmerman	6-0	So.	St. Vincent, Ark.	4.8	4.1	21 3FGs
G 3 Malica Monk	5-5	So.	N. Little Rock, Ark.	9.1	2.7	2.3 SPG
G 14 Jailyn Mason	5-9	Fr.	Mason, Ohio	8.2	4.2	3.2 APG

#### 2016-17 » SCHEDULE & RECORD

THE RECORD	OVERALL RECORD:	16-10
	SEC	7-6
	NON-CONFERENCE	9-4
	HOME	11-3
	AWAY	5-7
	NEUTRAL	0-0

#### ► THE SCHEDULE

DATE	OPPONENT (TV/ONLINE)	TIME/RESULT
N7	Carson-Newman [Exhib.] (SECN+)	W, 95-56
N11	at James Madison (Madison HD Sports)	W, 81-69
N13	Navy (SECN+)	W, 85-55
N15	at East Tennessee St. (ESPN3)	W, 83-58
N20	at Penn St. (Big Ten Network)	L, 56-70
N27	at Virginia Tech (ACC Network Extra)	L, 63-67
N30	Tennessee St. (SECN+)	W, 86-36
D4	#4/4 Baylor% (ESPN2)*	L, 66-88
D11	at #17/17 Texas (FS1)	L, 67-72
D14	Appalachian St. (SECN+)	W, 92-66
D18	#10/10 Stanford (SEC Network)*	W, 59-51
D21	Troy (SECN+)	W, 110-84
D29	UNC Wilmington (SECN+)	W, 90-54
J1	#17/23 Kentucky* (ESPN2)*	W, 72-65
J5	at Vanderbilt* (SEC Network)*	W, 70-57
J8	#4/4 Mississippi St.* (SECN+)	L, 64-74
J12	at Ole Miss* (SECN+)	L, 62-67
J16	#6/6 Notre Dame (ESPN2)*	W, 71-69
J19	at Auburn* (SECN+)	L, 61-79
J22	Vanderbilt* (ESPN2)*	W, 91-63
J26	at Florida* (SECN+)	W, 84-75
J30	at #5/4 South Carolina* (ESPN2)*	W, 76-74
F2	LSU* (SECN+)	W, 77-58
F5	at Georgia* (ESPN2)*	L, 78-81 (2OT)
F9	#RV/NR Missouri* (SEC Network)*	W, 77-66
F12	#RV/RV Texas A&M* (ESPN2)*	L, 59-61
F16	at Alabama* (SECN+)	L, 57-65
F19	Arkansas* (SEC Network)*	3:02 pm
F23	Florida* (SEC Network)*	7:00 pm
F26	at #3/3 Mississippi St.* (ESPN2)*	5:00 pm
M1-5	SEC Tourn. (SECN+/ESPN/ESPN2)*	TBD
M17-20	NCAA 1st/2nd Rds. (TBD)	TBD
M24-27	NCAA Regionals (TBD)	TBD
M31-A2	NCAA Final Four (TBD)	TBD

##### Schedule Key

- SECN+ games are online broadcasts and are available only on WatchESPN via computers, smartphones and tablets.

\* Denotes all of the games included in the ESPN package (ESPN, ESPN2, ESPN3) and the SEC Network will be available through WatchESPN, accessible online at WatchESPN.com, on smartphones and tablets via the WatchESPN app.

% SEC/Big 12 Challenge

\* Southeastern Conference Game

# Southeastern Conference Tournament Game

! NCAA Tournament Game

All Times Eastern



Are you viewing these game notes on a wifi-enabled mobile device? If so, click on any game's opponent above to view the video highlights from that contest.

#### EXPERIENCE THE ACTION

**ONLINE BROADCAST**

- SEC Network
- Paul Sunderland (PxP)
- Nell Fortner (Analyst)

**RADIO**

- Lady Vol Network
- Mickey Dearstone (PxP)

**ONLINE/MOBILE**

- UTsports.com
- Free audio stream only
- WatchESPN.com
- Free video stream to registered cable subscribers

**TICKETS/PROMOTIONS**

- ALLVOLS.com
- 1-800-332-VOLS (8657)
- Kids Corner at Gate F
- American Gold Gymnastics F-M Acro Team will perform at halftime.

## ▶ QUICK FACTS

## THE BASICS

Location: Knoxville, Tenn.  
 Founded: 1794  
 Conference: Southeastern  
 Enrollment: 28,502  
 Colors: Orange & White  
 Nickname: Lady Volunteers  
 Mascot: Smokey  
 Band: Pride of the Southland  
 University President: Dr. Joe DiPietro  
 Knoxville Chancellor: Dr. Jimmy G. Cheek  
 Faculty Representative: Dr. Donald Bruce  
 Vice Chancellor/Director of Athletics: Dave Hart  
 Senior Woman Administrator: Donna Thomas  
 Athletic Department Phone: 865-974-1220  
 Ticket Office Phone: 1-800-332-VOLS (8657)

## COURT FACTS

Thompson-Boling Arena / The Summitt  
 Capacity: 21,678  
 Record in Arena: 426-35 (.924), 30th season  
 Largest Crowd: 24,653 vs. Connecticut (1/7/06)

## ▶ MEDIA INFORMATION

## CREDENTIALS

Outlets interested in obtaining credentials to cover Tennessee basketball home games must apply for credentials via Sports Systems.

Link: [www.sportssystem.com/clients/seccredentials/](http://www.sportssystem.com/clients/seccredentials/)

Applications for single-game credentials should be submitted at least one week in advance of the game(s) one plans to cover.

## COVERING PRACTICE

Only select Tennessee women's basketball practices are open to the media. Contact women's basketball SID Eric Trainer ([etrainer@utk.edu](mailto:etrainer@utk.edu)) for dates and times. If you would like to cover an upcoming open practice session, please contact Trainer to learn the date of the next availability.

## WEEKLY PRESS CONFERENCES

During SEC play, Holly Warlick will host weekly media press conferences in either the Ray and Lucy Hand Digital Studio or at the practice venue. Call the Media Relations Office (865-974-8173) for information.

## PHOTOGRAPHER CREDENTIALS

Credentials will be issued only to accredited photographers or those individuals on special assignment. During regular season games, work area includes the floor area at both ends of the court and alongside the corners of the playing floor opposite the team benches. Special arrangements for strobes or catwalk access must be made through the UT Media Relations and Arena Management Offices no later than one week in advance of the game. UT's arena security policy requires that all photographers placing strobes will go through a screening process and must be accompanied by a UT police officer or representative when placing strobes.

## MEDIA RELATIONS INFORMATION

Location: Anderson Training Center, Ground Level  
 Phone: (865) 974-1212  
 Fax: (865) 974-9496  
 Mailing Address: P.O. Box 15016 Knoxville, TN 37901  
 Shipping Address: 1551 Lake Loudoun Blvd., Anderson Training Center, Knoxville, TN 37996-3110  
 Thompson-Boling Arena Press Row: (865) 974-0110  
 Arena Ticket Office: (865) 656-HOOP

## INSIDE TENNESSEE



Front Row (L-R): Jaime Nared, Te'a Cooper, Jordan Reynolds, Meme Jackson, Alexa Middleton.  
 Back Row (L-R): Diamond DeShields, Cheridene Green, Schaquilla Nunn, Mercedes Russell, Kamera Harris, Kortney Dunbar.

## 2016-17 ROSTER &amp; CLASSROOM NOTES

No.	Name	Pos.	Ht.	Class	Hometown   Previous Schools
0	Jordan Reynolds	G	5-11	Sr.	Portland, Ore.   Central Catholic H.S.
<i>Note: Majoring in recreation and sport management...Made SEC First-Year Academic Honor Roll in 2013-14.</i>					
2	Te'a Cooper	G	5-8	So.	Powder Springs, Ga.   McEachern H.S.
<i>Note: Majoring in communication studies with an interest in becoming a sports announcer.</i>					
4	Schaquilla Nunn	F	6-3	R-Sr.	Fayetteville, Ga.   Fayette Co. H.S.   Winthrop Univ.
<i>Note: Pursuing a master's in human resource mgmt...Has a degree from Winthrop Univ. in bus. admin. w/concentration in finance.</i>					
5	Kamera Harris	C	6-3	Fr.	Hampton, Ga.   Dutchtown H.S.
<i>Note: Majoring in business administration.</i>					
10	Meme Jackson	G/F	5-11	So.	Murfreesboro, Tenn.   Blackman H.S.
<i>Note: Majoring in sociology.</i>					
11	Diamond DeShields	G	6-1	R-Jr.	Norcross, Ga.   Norcross H.S.   Univ. of North Carolina
<i>Note: Majoring in communication studies...Named to 2015-16 SEC Academic Honor Roll.</i>					
13	Kortney Dunbar	F	6-2	Jr.	Edwardsville, Ill.   Edwardsville H.S.
<i>Note: Majoring in recreation and sport management...Member of SEC Academic Honor Roll in 2014-15 and 2015-16.</i>					
15	Cheridene Green	F	6-3	Jr.	London, Eng.   Beckenham Acad. 6th Form   ASA College
<i>Note: Majoring in communication studies</i>					
21	Mercedes Russell	C	6-6	R-Jr.	Springfield, Ore.   Springfield H.S.
<i>Note: Majoring in communication studies...Made SEC First-Year Academic Honor Roll in 2013-14.</i>					
31	Jaime Nared	G/F	6-2	Jr.	Portland, Ore.   Westview H.S.
<i>Note: Majoring in communication studies...Named to SEC Academic Honor Roll in 2014-15 and 2015-16.</i>					
33	Alexa Middleton	G	5-9	Jr.	Murfreesboro, Tenn.   Riverdale H.S.
<i>Note: Majoring in advertising...Selected to SEC Academic Honor Roll in 2014-15 and 2015-16.</i>					

**GRADUATES IN THE NEAR FUTURE:** Diamond DeShields, Schaquilla Nunn, Jordan Reynolds and Mercedes Russell are scheduled to graduate in May 2017, and Jaime Nared is on target to graduate in August 2017.

## STAFF

Head Coach: Holly Warlick  
 Record at Tennessee: 124-44 (5th Year)  
 Overall Record : 124-44 (5th Year)

Assistant Coach: Dean Lockwood  
 Assistant Coach: Jollette Law  
 Assistant Coach: Sharrona Reaves  
 Director of Basketball Operations: Michael Beaumont  
 Assistant to the Head Coach: Janet McGee  
 Director of Recruiting Ops./Player Personnel: Heather Ervin  
 Video Coordinator: Josh Boucher  
 Assoc. Strength & Conditioning Coach: Lee Taylor  
 Assoc. Director of Sports Medicine: Ashley Wilson

## PRONUNCIATION GUIDE

Josh Boucher	BOW-chur
Cheridene Green	SHARE-ih-dean
Jaime Nared	JAY-mee NARD
Jollette Law	jo-LETT
Kamera Harris	KAM-er-ruh
McEachern H.S.	mick-EE-churn
Meme Jackson	ME-ME
Schaquilla Nunn	sha-KWEE-la
Sharrona Reaves	sha-RON-nuh
Te'a Cooper	TAY-uh

## 2016-17 LADY VOLS BASKETBALL MEDIA RELATIONS CONTACTS

Eric Trainer  
 Josh Lively

Associate Media Relations Director  
 Graduate Assistant

Cell: 865-603-2916  
 Cell: 865-235-9728

Email: [etrainer@utk.edu](mailto:etrainer@utk.edu)  
 Email: [jlively3@vols.utk.edu](mailto:jlively3@vols.utk.edu)

Twitter: @UTSpaceWrangler  
 Twitter: @Josh\_Lively1

## ▶ BY THE NUMBERS

1

» Junior forward Jaime Nared ranks No. 1 in the Southeastern Conference this season in free throw percentage, hitting .884 by making 107 of 121 attempts.

18

» Tennessee players have recorded 18 complete-game efforts this season, including a team-leading eight 40-minute timesheets by junior forward Jaime Nared.

42

» With her fourth point vs. Alabama, Mercedes Russell became the 43rd Lady Vol to score 1,000 points. She now stands 42nd on that list with 1,013 points.

## TEAM NOTES

## #RV/RV TENNESSEE VS. ARKANSAS

■ #RV/RV Tennessee (16-10, 7-6 SEC) begins a two-game home stand on Sunday, welcoming Arkansas (13-13, 2-11 SEC) to Thompson-Boling Arena for the Lady Vols' penultimate regular season contest in Knoxville.

■ UT and the Razorbacks will meet for the 32nd time, facing off at 3:02 p.m. ET in a game televised by the SEC Network.

■ After winning four straight, including a road win at #4/4 South Carolina, Tennessee has dropped two straight and three of its past four games.

■ The Lady Vols will try to bounce back from a 65-57 setback at Alabama on Thursday night in which leading scorer Diamond DeShields suffered an injury that knocked her out of the game and warranted a trip to a Tuscaloosa hospital for precautionary reasons.

■ DeShields, who was immobilized, lifted from the court on a spine board and wheeled out of the arena on a stretcher, was released Thursday night and traveled back to Knoxville with her teammates.

■ No updates have been provided on DeShields' status for Sunday's game.

■ Arkansas arrives in Knoxville having lost seven consecutive games, including a 69-62 setback to Florida in Fayetteville on Thursday night.

■ The Razorbacks opened the year 9-0 and won 10 of their first 11 before struggling to a 3-12 mark since Dec. 18 with several close losses.

■ The Big Orange women are 11-3 (4-2 SEC) playing on The Summit this season, while the Razorbacks are 2-6 (1-5 SEC) competing away from Bud Walton Arena.

■ The Lady Vols are tied for sixth in the SEC standings with LSU, while Arkansas is tied for 13th with Vanderbilt.

## BROADCAST INFORMATION

■ Paul Sunderland (PxP) and Nell Fortner (Analyst) will describe the action for the Tennessee-Arkansas television broadcast on the SEC Network.

■ All of the games included in the SEC Network (SEC Network, SECN+) package and the ESPN package (ESPN, ESPN2, ESPNU) will be available through WatchESPN, accessible online at WatchESPN.com, on smartphones and tablets via the WatchESPN app, and streamed on televisions through Amazon Fire TV, Apple TV, Chromecast, Roku, Xbox 360 or Xbox One to fans who receive their video subscriptions from affiliated providers.

■ Mickey Dearstone will handle the call for the IMG College/Lady Vol Network radio/online broadcast. Airtime is 30 minutes prior to tip-off on network stations.

## GAME PROMOTIONS

■ It's Sunday, and that mean's Kids Corner will be open at Gate F on the concourse. It opens one hour before tip and features games, face painting and prizes for the kids.

■ The highly-entertaining American Gold Gymnastics F-M Acro Team will perform at halftime.

## HOME SWEET HOME

■ This is the 30th season that the Tennessee women's and men's basketball teams have called Thompson-Boling Arena home, and the Lady Vols own an incredible 426-35 mark (.924) in the venue.

■ All-time, the Lady Vols have a 579-59 (.908) home record in contests played at Thompson-Boling Arena, Stokely Athletics Center and Alumni Gym.

■ UT is 11-3 at home in 2016-17.

■ Capacity at Thompson-Boling Arena is 21,678.

■ UT has led the nation in attendance 19 times in the past 25 years, finishing second the past two years after an 11-season run at No. 1.

■ Tennessee ranks second in the nation in home attendance this season with an average of 9,026 through 14 dates.

## TENNESSEE IN SEC PLAY

■ UT is 374-64 in SEC regular-season games, winning 18 championships through the years and capturing SEC tourney titles on 17 occasions.

■ **During the Holly Warlick era, Tennessee is 57-20 in league games, making Warlick the top-ranked active SEC coach in terms of winning percentage in league play at .740.**

■ South Carolina's Dawn Staley is the next coach behind Warlick at .679 (95-45), followed by UK's Matthew Mitchell at .651 (99-53).

■ In only her fifth year as a head coach, Warlick already ranks fifth in total league wins among active SEC coaches and has won regular season titles in 2013 and 2015, and a tourney crown in 2014.

## LADY VOLS FALL FROM BOTH POLLS

■ A 1-1 slate last week knocked the Lady Vols from both polls for the second time this season.

■ UT, however, is receiving votes in both the AP Poll (27th) and USA Today Coaches Poll (27th) in the Feb. 13 and 14 editions.

■ On Feb. 6/7, UT returned to both (AP #24/ USA Today #25) polls in the same week for the first time since the Nov. 28 and 29 editions were released.

■ After eight weeks in the receiving votes category, UT moved back into the USA Today Coaches Poll on Jan. 31, checking in at #25. The Lady Vols were #25 on Nov. 29 before dropping out after the loss to Baylor.

■ After nine weeks outside the AP Poll, UT returned on Feb. 6 at #24. The Lady Vols were ranked #22 on Nov. 28 before dropping out after the Baylor loss.

■ Nine weeks ties the longest period of time that a Lady Vol squad has been continuously outside the AP Poll. **In her 11th season as head coach here, even Pat Summitt saw her 1984-85 squad miss polls No. 5 through 13.**

■ In her eighth season, Summitt's squad also spent four weeks (poll Nos. 8-11) on the outside looking in, as Warlick's squad did a year ago in polls 16-19.

## SIZING UP THE LADY VOLS

■ Tennessee ranks #18 in the most recent NCAA Women's Basketball Rating Percentage Index (RPI).

■ The Lady Vols stand #2 in the latest NCAA Toughest Schedule Report behind UConn.

■ With numerous key games still to be played before Selection Monday, the NCAA Division I Women's Basketball Championship Sport Committee on Feb. 6 provided the second of their regular-season top 16 rankings in seed order.

■ While UT is not among the 16 teams, it has beaten #3 South Carolina (76-74), #6 Notre Dame (71-69) and #8 Stanford (59-51). UT lost

to #2 Baylor (88-66), #4 Mississippi State (74-64) and #11 Texas (72-67).

■ The Feb. 14 edition of Charlie Creme's Bracketology has the Lady Vols playing in Raleigh, N.C., as a No. 5 seed facing #12 seed Quinnipiac of the MAAC in the first round of the NCAA Oklahoma City Regional.

■ UT has gone from being a No. 7 seed, to a No. 6 seed, to a No. 5 seed in the past few releases by Creme.

■ **UT and South Carolina have played the most ranked teams of any SEC schools (7), and UT has the second most wins over ranked teams (4) and second most over top-10 teams (3) in the league.**

■ South Carolina is 6-1 vs. AP-ranked teams, while UT is 4-3, Kentucky is 2-3, Missouri is 2-4, Texas A&M is 3-1 and Mississippi State is 1-1. USC is 4-1 vs. top-10 teams, while UT is 3-2.

## UT-ARKANSAS SERIES NOTES

■ Tennessee holds a 28-3 all-time record vs. Arkansas, dating back to Feb. 29, 1992, when UT prevailed, 105-59, in the initial meeting.

■ The Lady Vols are 13-1 in Knoxville, 13-2 in Fayetteville and 2-0 at neutral sites.

■ Tennessee is 1-0 in overtime and 2-0 in the postseason vs. UA, meeting for the first time in SEC Tournament play a year ago. UT prevailed, 68-51, in the second round in Jacksonville, Fla., on March 3, 2016.

■ After defeating the Razorbacks, 60-51, at Bud Walton Arena on Jan. 11, 2015, the Lady Vols had won 11 in a row in Fayetteville, dating back to Dec. 29, 1996, when #22/24 Arkansas took down Chamique Holdsclaw-led #6/6 Tennessee, 77-75.

■ That all changed on Jan. 15, 2016, however, when Arkansas erased an 11-point UT halftime lead and defeated the Lady Vols in Fayetteville, 64-59, to snap the streak.

■ UT's only setback to the Razorbacks in Knoxville came at Thompson-Boling Arena on Feb. 23, 2012, when Arkansas walked away with a 72-71 overtime victory and ended an 18-game Lady Vol winning streak in the series.

■ Tennessee avoided such a slip last season, avenging an earlier loss to the Razorbacks with a 75-57 triumph in Knoxville on Feb. 4, 2016.

■ That victory gave Holly Warlick the 100th win of her head coaching career in year number four at Tennessee.

■ Despite the series disparity, Tennessee has overcome significant deficits to claim three of its last five wins vs. UA and also fell to the Razorbacks in overtime, 72-71, in Knoxville on Feb. 23, 2012 in Pat Summitt's final campaign.

■ UT overcame a nine-point second-half gap in Fayetteville on Jan. 11, 2015, to win, 60-51; an eight-point first-half deficit to win 70-60 in Knoxville on Jan. 30, 2014; and an 11-point second-half gap on Feb. 24, 2013, in Fayetteville to win, 60-54.

■ The last time the two teams faced each other as ranked squads was in 2003 when #4-ranked Tennessee won 92-79 over #12-ranked Arkansas in Fayetteville.

■ No. 1/1 Tennessee and unranked Arkansas met in an NCAA Final Four semifinal game in Kansas City, Mo., on March 27, 1998, and the Lady Vols cruised past the Razorbacks, 86-58, en route to their perfect 39-0 season.

■ Tennessee has had one player from the state of Arkansas in its history. Standout Shekinna Stricklen (2008-12) hailed from Morrilton, Ark.



SERIES VS. ARKANSAS			UT LEADS 28-3		
2/29/1992	2/nr	2/nr	H	W	105-59
2/27/1993	1/nr	1/nr	A	W	72-55
1/2/1994	1/nr	1/nr	H	W	89-67
2/7/1995	2/20	2/23	A	W	87-67
1/17/1996	6/20	5/20	H	W	78-66
12/29/1996	6/22	6/24	A	L	75-77
1/1/1998	1/25	1/nr	H	W	88-58
3/27/1998	1/nr	1/nr	N84	W	86-58
12/17/1998	2/nr	2/nr	A	W	82-62
1/10/2000	2/nr	2/nr	H	W	79-69
1/7/2001	2/nr	2/nr	A	W	76-61
2/7/2002	3/nr	4/nr	H	W	93-65
1/30/2003	4/12	4/11	A	W	92-79
1/8/2004	5/nr	5/nr	H	W	83-44
2/26/2004	2/nr	2/nr	A	W	93-71
1/13/2005	8/nr	10/nr	H	W	72-54
2/20/2005	6/nr	6/nr	A	W	84-71
2/5/2006	5/nr	5/nr	H	W	77-37
2/22/2007	2/nr	2/nr	A	W	75-68 (OT)
1/24/2008	2/nr	2/nr	H	W	98-55
1/22/2009	10/nr	12/nr	A	W	76-67
2/4/2010	5/nr	5/nr	H	W	74-57
1/30/2011	5/nr	6/nr	A	W	72-53
1/8/2012	6/nr	7/nr	A	W	69-38
2/23/2012	10/nr	9/nr	H	L	71-72 (OT)
2/24/2013	11/nr	10/nr	A	W	60-54
1/30/2014	10/nr	10/nr	H	W	70-60
1/11/2015	7/nr	9/nr	A	W	60-51
1/14/2016	13/nr	15/nr	A	L	59-64
2/4/2016	23/nr	25/nr	H	W	75-57
3/3/2016	nr/nr	nr/nr	N136	W	68-51

MILESTONE WATCH

■ Mercedes Russell scored her 1,000th career point in the game vs. Alabama, tallying 17 vs. the Crimson Tide to run her career total to 1,013.

■ Russell became the 43rd player to tally 1,000 points while wearing the Orange and White, and she currently stands 42nd on UT's all-time scoring list behind Taber Spani (1,053, 2009-13).

■ Diamond DeShields needs 71 points to hit 1,000 points at UT. She has 1,577 total combining her totals at Tennessee and North Carolina.

■ Schaquilla Nunn reached 1,000 career rebounds with her third board vs. LSU on Feb. 2. She finished the evening with nine. She now stands at 1,025 for her career, with 910 of those coming at Winthrop, her previous school.

■ Nunn reached 1,000 career points (including 982 at Winthrop) earlier this season. She stands at 1,107 through the A&M game.

■ Russell has 717 career rebounds and needs 83 to move into UT's list of players with 800 or more rebounds. There are 17 who've made the cut.

PLAYING AS AN UNRANKED TEAM

■ The Lady Vols are 16-8 while playing as an unranked team over portions of the last two years, defeating ranked foes #16 Texas A&M, #9 Ohio State and #11 Arizona State last season and #5 South Carolina, #6 Notre Dame, #10 Stanford and #17 Kentucky this year.

■ Tennessee is 10-5 this season while unranked in both polls.

■ Until topping South Carolina this season, UT last beat a top-five foe while unranked (AP) on Jan. 25, 1985, as the Lady Vols took down No. 1 Old Dominion, 67-64, in Norfolk, Va.

ABOUT THE RAZORBACKS

■ Arkansas returned three starters and nine letterwinners from a squad that was 12-18 a year ago with a 10th-place finish of 7-9 in the Southeastern Conference.

■ The Razorbacks were picked to finish 10th by the coaches and 11th by the media in the 2016 SEC Preseason Polls.

■ Jimmy Dykes is in his third season at the helm, holding a 43-45 record in his first-ever collegiate head coaching job.

■ UA is led in scoring and rebounding by pre-season All-SEC First Team selection Jessica Jackson, a 6-foot-3 forward.

■ Jackson is averaging 14.9 points and 6.2 re-

bounds per game and leads the team in three-pointers made with 39 in 116 attempts.

■ Guards Malica Monk and Jailyn Mason lead the team in steals (53) and assists (83) this season.

THE LAST TIME THESE TEAMS MET

■ Diamond DeShields scored 15 points to lead Tennessee to a 68-51 win over Arkansas on March 3, 2016, at Veterans Memorial Arena in the second round of the SEC Tournament in Jacksonville, Fla.

■ Tennessee (18-12, 8-8 SEC) never trailed and led by double figures for most of the game. Arkansas (12-18, 7-9 SEC) could not overcome a slow start or poor shooting (31.3 percent).

■ DeShields scored 10 of her 15 points in the third quarter and collected six rebounds. Jordan Reynolds had a strong all-around game, scoring 10 points and recording team highs of eight rebounds and four assists. Jaime Nared added 11 points with three assists and three boards.

■ The Lady Vols combined for 17 assists and enjoyed a 43-41 rebounding advantage. UT hauled down 26 offensive boards and scored 13 second-chance points. The Tennessee bench contributed 21 points in the win, including nine from Te'a Cooper.

■ Arkansas' Devin Cosper scored a game-high 20 points on 8-of-19 shooting. Tennessee contained Razorbacks star forward Jessica Jackson, holding her to 12 points on 5-of-18 shooting. Melissa Wolf collected a game-high 12 rebounds.

THE LAST TIME THEY MET IN KNOXVILLE

■ Mercedes Russell posted her ninth double-double of the season and Holly Warlick earned her 100th win as head coach of the Lady Vols, as Tennessee defeated Arkansas on Feb. 4, 2016, in Thompson-Boling Arena.

■ Warlick became just the 17th NCAA Div. I head coach to win 100 games in her first four seasons.

NATIONAL POLLS

ASSOCIATED PRESS POLL

Updated: Feb. 13

Rank	School	Record	Points
1	Connecticut (33)	24-0	825
2	Maryland	25-1	787
3	Mississippi State	25-1	737
4	Florida State	23-2	703
4	Baylor	24-2	703
6	South Carolina	21-2	687
7	Notre Dame	23-3	621
8	Texas	20-4	582
9	Washington	24-3	571
10	Stanford	22-4	519
11	Oregon State	23-3	488
12	Ohio State	22-5	446
13	Duke	22-4	439
14	Louisville	22-6	412
15	NC State	19-6	321
16	Miami	19-6	313
17	DePaul	22-5	290
18	UCLA	18-7	280
19	Oklahoma	20-6	263
20	Michigan	21-5	178
21	Syracuse	18-8	143
22	South Florida	20-4	108
23	Texas A&M	19-6	67
24	Kansas State	18-7	66
25	Drake	20-4	51

Others receiving votes: Arizona State 48, Tennessee 17, Kentucky 15, Temple 12, Gonzaga 10, Creighton 9, Green Bay 5, West Virginia 4, Dayton 3, Oregon 2

USA TODAY COACHES' POLL

Updated: Feb. 14

Rank	School	Record	Points
1	Connecticut (32)	25-0	800
2	Maryland	25-1	766
3	Mississippi State	25-1	726
4	Baylor	24-2	697
5	South Carolina	21-3	642
6	Notre Dame	23-3	626
7	Florida State	23-3	600
8	Texas	21-4	597
9	Washington	24-3	577
10	Stanford	22-4	494
11	Oregon State	23-3	464
12	Ohio State	22-5	450
13	Louisville	22-6	416
14	Duke	22-4	399
15	DePaul	22-5	328
16	UCLA	18-7	299
17	Miami	19-6	289
18	NC State	19-6	275
19	Oklahoma	20-6	214
20	Michigan	21-5	168
21	Syracuse	18-8	165
22	South Florida	20-4	129
23	Arizona State	16-9	107
24	Texas A&M	19-6	66
25	Temple	19-5	21

Others receiving votes: Drake 20, Tennessee 20, Green Bay 13, Kansas State 8, Creighton 8, West Virginia 5, Indiana 5, California 3, Northwestern 2, Oregon 1

TRACKING TENNESSEE IN THE POLLS

	AP	COACHES	RECORD (TOTAL)
Pre	#13	#14	2-0 (2-0)
11/14-15	#13	#13	1-1 (3-1)
11/21-22	#17	#16	0-1 (3-2)
11/28-29	#22	#25	1-1 (4-3)
12/5-6	RV	RV	0-1 (4-4)
12/12-13	NR	RV	2-0 (6-4)
12/19-20	RV	RV	1-0 (7-4)
12/26-27	RV	RV	2-0 (9-4)
1/2-3	RV	RV	1-1 (10-5)
1/9-10	RV	RV	0-1 (10-6)
1/16-17	NR	RV	2-1 (12-7)
1/23-24	RV	RV	1-0 (13-7)
1/30-31	RV	#25	2-1 (15-8)
2/6-7	#24	#25	1-1 (16-9)
2/13-14	RV	RV	0-1 (16-10)

GAME-BY-GAME STARTERS

OPPONENT	1	2	3	4	5
@J. Madison (L1/1)	F-Nunn	F-Nared	C-Russell	G-DeShields	G-Reynolds
Navy (L1/2)	F-Nunn	F-Nared	C-Russell	G-DeShields	G-Reynolds
@ETSU (L2/1)	F-Nared	C-Russell	G-DeShields	G-Middleton	G-Reynolds
@Penn St. (L1/3)	F-Nunn	F-Nared	C-Russell	G-DeShields	G-Reynolds
@Virginia Tech (L2/2)	F-Nared	C-Russell	G-DeShields	G-Middleton	G-Reynolds
Tennessee St. (L3/1)	F-Nunn	F-Nared	C-Russell	G-DeShields	G-Jackson
Baylor (L4/1)	F-Nared	C-Russell	G-Jackson	G-DeShields	G-Reynolds
@Texas (L4/2)	F-Nared	C-Russell	G-Jackson	G-DeShields	G-Reynold
App. St. (L4/3)	F-Nared	C-Russell	G-Jackson	G-DeShields	G-Reynolds
Stanford (L4/4)	F-Nared	C-Russell	G-Jackson	G-DeShields	G-Reynolds
Troy (L5/1)	F-Nared	C-Russell	G-Jackson	G-Middleton	G-Reynolds
UNCW (L5/2)	F-Nared	C-Russell	G-Jackson	G-Middleton	G-Reynolds
Kentucky (L4/5)	F-Nared	C-Russell	G-Jackson	G-DeShields	G-Reynolds
@Vanderbilt (L4/6)	F-Nared	C-Russell	G-Jackson	G-DeShields	G-Reynolds
Miss. St. (L4/7)	F-Nared	C-Russell	G-Jackson	G-DeShields	G-Reynolds
@Ole Miss (L4/8)	F-Nared	C-Russell	G-Jackson	G-DeShields	G-Reynolds
Notre Dame (L4/9)	F-Nared	C-Russell	G-Jackson	G-DeShields	G-Reynolds
@Auburn (L4/10)	F-Nared	C-Russell	G-Jackson	G-DeShields	G-Reynolds
Vanderbilt (L4/11)	F-Nared	C-Russell	G-Jackson	G-DeShields	G-Reynolds
@Florida (L4/12)	F-Nared	C-Russell	G-Jackson	G-DeShields	G-Reynolds
@S. Carolina (L4/13)	F-Nared	C-Russell	G-Jackson	G-DeShields	G-Reynolds
LSU (L4/14)	F-Nared	C-Russell	G-Jackson	G-DeShields	G-Reynolds
@Georgia (L4/15)	F-Nared	C-Russell	G-Jackson	G-DeShields	G-Reynolds
Missouri (L2/3)	F-Nared	C-Russell	G-DeShields	G-Middleton	G-Reynolds
Texas A&M (L2/4)	F-Nared	C-Russell	G-DeShields	G-Middleton	G-Reynolds
@Alabama (L2/5)	F-Nared	C-Russell	G-DeShields	G-Middleton	G-Reynolds

She was only the sixth coach since 1992 to accomplish that feat.

■ The Lady Vols (14-8, 5-4) were led by a balanced scoring attack. Russell scored 15 points and hauled in 11 rebounds, along with a team-high three blocks. Diamond DeShields finished with 15 points, Te'a Cooper scored 13, and Andraya Carter added 10.

■ The Lady Vols stretched their lead to 18 points early in the third quarter, but the Razorbacks fought back and cut the lead to 51-46. Tennessee answered with a 9-0 run of its own, and Arkansas was unable to mount a comeback.

■ Jessica Jackson led Arkansas (9-14, 4-6) with 18 points, including 11 in the second half. Devin Cosper added 17 points as well.

RAZORBACKS FALL TO KENTUCKY

■ University of Arkansas senior Jessica Jackson scored 24 points, and the Razorbacks nearly

erased two double-digit deficits, but they were unable to complete the comeback while falling to Kentucky, 69-62, in Bud Walton Arena on Thursday night.

■ Jackson led all scorers with 24 points on 10-of-20 shooting for her team-leading 20th double-digit scoring game and sixth 20-point game this season. Jaielyn Mason joined her in double figures with 11 points, and Bailey Zimmerman added nine points, all from three-point range.

■ Taylor Murray led four players in double figures for Kentucky (18-8, 9-4 SEC) with 16 points, to go along with eight rebounds, six steals and five assists. She was joined in double figures by Makayla Epps (14 points), Maci Morris (13 points) and Evelyn Akhator, who finished with a double-double of 12 points and 11 rebounds.

■ The Razorbacks shot 45% in the game going 27-for-60. It is the ninth time this season Arkansas shot 45% or better. That mark included a

7-for-13 performance from long distance. Arkansas out-rebounded Kentucky, 35-32, and had seven steals in the game.

LADY VOLS TUMBLE IN TUSCALOOSA

■ Schaquilla Nunn recorded her first double-double of the season, but it wasn't enough as Tennessee fell short against Alabama, 65-57, at Coleman Coliseum on Thursday night.

■ Nunn finished with 15 points and 15 rebounds to lead the Lady Vols (16-10, 7-6 SEC). Mercedes Russell and Alexa Middleton also cracked double-digit scoring, with 17 and 14, respectively.

■ Coco Knight led the Crimson Tide (16-10, 4-9 SEC) with 18 points and eight rebounds. Hannah Cook finished with 16 points and nine rebounds in the contest.

■ The Lady Vols' offense took a blow early in the game. Diamond DeShields, UT's leading scorer, went down with an injury in the middle of the first period and was out for the remainder of the game. Jaime Nared got in early foul trouble and had to sit the majority of the first half.

■ Russell started a 5-0 run with a basket early in the second stanza, pulling the Lady Vols within one. The bucket gave Russell her 1,000th career point. Alabama used a late run, though, to take a 30-26 lead into halftime.

■ UT fought back to take a 43-42 lead late in the third behind an 11-4 run, but a last-second jumper by the Crimson Tide gave them the lead going into the final period. The momentum carried over to the fourth quarter, where the Lady Vols struggled to get anything going on offense.

COMING UP ON THE SCHEDULE

■ After hosting the Razorbacks on Sunday, Tennessee closes its regular-season home slate with Senior Night in Knoxville vs. Florida on Feb. 23 (7 p.m., SEC Network).

■ The Lady Vols wrap up the regular season at Mississippi State on Feb. 26. Tip has been set for 4 p.m. CT (5 ET) on ESPN2.

■ Arkansas, meanwhile, makes a return trip to the Volunteer State on Thursday night, facing Vanderbilt in Music City at 7 p.m. CT.

LADY VOLS LAND NATION'S NO. 1 RECRUITING CLASS FOR 2017

■ Holly Warlick and her staff assembled the nation's top recruiting class, per espnW HoopGurlz and ProspectsNation.com.

■ The 2017 class is the highest ranked of the Warlick era and the best overall group since UT signed the No. 3, 4, 8, 15, 20 and 33 players in the 2008 class to rank No. 1 that season.

■ All four players were named McDonald's All-Americans.

■ The Lady Vols have added three five-star players in 6-0 guard Evina Westbrook, 5-7 point guard Anastasia Hayes and 6-2 wing Rennia Davis, as well as a four-star post in 6-4 Kasi Kushkituah. They signed on Nov. 10, Nov. 14, Nov. 9 and Nov. 16, respectively.

■ The names are pronounced e-VEE-na, anna-STAY-zha, reh-NYE-uh and CASS-ee kush-KITTA-wa.

■ Davis, Hayes and Westbrook were named semifinalists for the Naismith H.S. Girls Player of the Year.



■ Westbrook (Salem, Ore./South Salem H.S.) is rated No. 1 by All-Star Girls Report and No. 2 by espnW HoopGurlz and ProspectsNation.com.

■ Hayes (Murfreesboro, Tenn./Riverdale H.S.) is ranked No. 6 by ProspectsNation.com and No. 9 by espnW HoopGurlz.

■ Davis (Jacksonville, Fla./Ribault H.S.) is rated No. 9 by ProspectsNation.com and No. 12 by espnW HoopGurlz.

■ Kushkituah (Austell, Ga./St. Francis H.S.) is ranked No. 9 by All-Star Girls Report and No. 11 by ProspectsNation.com, but 55th by espnW HoopGurlz.

■ The previous Lady Vol classes under Warlick have been ranked No. 3 (2013), No. 6 (2014), No. 13 (2015) and N/A (2016) by espnW HoopGurlz.



# BREAKING IT DOWN

## 2016-17 Lineup Combinations

Gms.	Rec.	Line-up (F-F-C-G-G)
1-2.4	2-1	Nunn, Nared, Russell, DeShields, Reynolds
3,5,24-26	2-3	Nared, Russell, Middleton, DeShields, Reynolds
6	1-0	Nunn, Nared, Russell, DeShields, Jackson
7-10,13-23	9-6	Nared, Russell, DeShields, Jackson, Reynolds
11-12	2-0	Nared, Russell, Middleton, Jackson, Reynolds

**Wins (16):** TSU (+50), UNCW (+36), Navy (+30), VU2 (+28), ASU/TU (+26), ETSU (+25), LSU (+19), VU1 (+13), JMU (+12), MU (+10), UF (+8), STAN (+8), UKI (+7), ND, SC (+2)  
**Losses (10):** BU (-22), AU (-18), PSU (-14), MSU1 (-10), ALA (-8), TX/OM (-5), VT (-4), UGA (-3), A&M (-2)

### Offensive Opportunities

Tennessee shooting from the field (all games):  
**20% FG:** None  
**30% FG:** MSU1 (.309), BU (.313), PSU (.315), OM (.348), VU1 (.355), ALA (.367), VT (.371), A&M (.381), STAN (.386)  
**40% FG:** JMU (.411), TX (.418), UGA (.423), TSU (.430), UKI/ND (.450), AU (.460), UF (.472), ASU (.486), SC (.492)

**50% FG:** TU (.513), Navy (.517), MU (.520), LSU (.529), VU2 (.537), ETSU (.561), UNCW (.581)  
**60% FG:** None

### Dee -- Fense

Opponents shooting from the field (all games):  
**10% FG:** None  
**20% FG:** TSU (.200)  
**30% FG:** UNCW (.304), ETSU (.311), TU (.343), VU1 (.345), LSU (.348), ALA (.352), STAN (.355), VT (.361), Navy (.364), MSU1 (.371), A&M (.375), ASU (.381), BU (.394), UKI (.397)  
**40% FG:** OM (.400), JMU, VU2 (.403), PSU (.410), UF (.449), TX (.452), SC/UGA (.459), ND (.483), MU (.491)  
**50% FG:** AU (.508)

**Leading at the Break (15):** TSU (+30), VU2 (+27), ETSU (+19), UF (+14), ASU (+11), VU1 (+10), Navy/UNCW (+8), JMU/UKI/LSU (+7), A&M (+6), TU/OM (+5), VT, SC (+3)

**Tied at the Break (1):** STAN

**Trailing at the Break (9):** BU (-20), PSU, ND (-13), MSU (-7), TX/MU (-5), ALA (-4), UGA (-3), AU (-2)

### TRIO OF JUNIORS LEADING THE WAY

■ UT has been paced by its "Big Three" junior trio of 6-foot-6 center Mercedes Russell, 6-1 guard Diamond DeShields and 6-2 forward Jaime Nared.

■ Those three players are the team's top scorers and rebounders through 26 games, and they have combined for 25 double-doubles and 67 double-figure scoring games (including 20 20+ efforts).

■ All three have scored in double figures in 17 of 26 games thus far, including 11 of the past 14.

### HIGHEST SCORING TRIO IN THE NATION

■ Tennessee is the only Power 5 school with three players averaging 15 or more points per game this season, with Diamond DeShields ranking 72nd (17.3), Mercedes Russell standing 76th (16.7) and Jaime Nared at 178th (15.1).

■ Of all the schools in NCAA Division I women's basketball, only Tennessee and Northern Illinois have three players averaging 15 or more points per contest.

■ UT's "Big Three" have combined to score 1,242 of UT's 1,937 points this season, good for 64.1%.

■ That breaks down to 47.8 ppg. for the trio, with the rest of the team supplying 26.7 ppg. to equal 74.5 total.

■ In SEC play that number rises to 71.8%, with the Big Three tallying 666 of UT's 928 points (51.2 of 71.4 ppg.).

■ DeShields, Russell and Nared have pulled down 53.2% of Tennessee's rebounds (572/1,075) in all games and 58.6% (283/483) in SEC play.

### MORE ON THE "BIG THREE"

■ A preseason All-SEC First Team selection, Diamond DeShields is a do-it-all player who is

averaging a team-leading 17.3 points per game to rank third among SEC players. She also leads the team in steals (1.4) and ranks second on the UT squad in assists (3.5) and blocks (1.1) and third in rebounds (6.5). She is shooting 43% from the field, 34% on threes and 79% from the charity stripe.

■ DeShields is having a season similar to her rookie year, in which she was named national freshman of the year (USBWA, espnW, Full Court), AP Honorable Mention All-American and first team All-ACC.

■ In SEC games, DeShields is second among league players at 18.6 per contest to go along with 6.7 rebounds, 3.7 assists and 1.7 steals.

■ DeShields has scored 15 or more points in 17 of her past 22 games and has recorded four double-doubles to surpass her total of two a year ago.

■ She has scored 20 or more points on nine occasions this year (including eight of her last 14 games) and 33 times in her career.

■ With 34 points vs. Georgia, DeShields marked her fifth career game at 30+, including three as a Lady Vol and two while at UNC.

■ DeShields is the daughter of retired Major League Baseball standout Delino DeShields and brother of current Texas Rangers outfielder Delino DeShields Jr.

■ A preseason All-SEC Second Team pick, Mercedes Russell is having a breakout season.

■ Her stats include 16.7 ppg. and 9.4 rpg. while hitting 57% on field goals and 69% on free throw tries.

■ She is averaging 17.3 ppg. and 9.8 rpg. in league play, while hitting 58 percent from the field and 73 percent of charity tosses.

■ Russell has notched double-doubles in 14 of her first 26 games this season to give her 25 for

her career. The 14 this season tie her with Candace Parker for the third-best total ever by a UT junior.

### LADY VOL JUNIORS WITH MOST DOUBLE-DOUBLES

1. Harrison, Isabelle 18
2. Holdsclaw, Chamique 16
3. Russell, Mercedes 14
Parker, Candace 14
5. Charles, Daedra 13

### MOST LADY VOL DOUBLE-DOUBLES IN CAREER

1. Holdsclaw, Chamique 57
2. Parker, Candace 45
3. Johnson, Glory 36
4. Ostrowski, Mary 35
5. Catchings, Tamika 32
6. Harrison, Isabelle 31
7. Charles, Daedra 30
8. Frost, Sheila 30
9. Graves, Bashaara 29
10. Russell, Mercedes 25

■ In her first two seasons of play, Russell had only four games of 15 or more points. She has 15 or more points in 20 of 26 games this season.

■ Nared is having the best season of her career, as well, averaging 15.1 points and 6.6 rebounds while shooting 88% on free throws and 42% from the field, while ranking second on the team with 29 steals.

■ In SEC action, Nared's number are at 15.3 ppg. and 5.2 rpg., with a 41% clip from the field and 86% from the free throw line.

■ She rang up double-doubles in four consecutive games, tallying 18 points and 11 rebounds vs. Penn State, 11/10 vs. Virginia Tech, 16/10 vs. Tennessee State and 19/11 vs. Baylor before it came to an end with a career-high 22 points and only five rebounds vs. Texas. She added more D-Ds vs. Appalachian State (15/10), Troy (21/14) and LSU (26/10).

■ Nared already has 10 of the top scoring efforts

## ► LADY VOL DOUBLE-DOUBLES/TRIPLE-DOUBLES

### FRESHMEN (2 OR MORE)

Holdsclaw, Chamique 16
Frost, Sheila 11
Graves, Bashaara 10
Parker, Candace 10
Catchings, Tamika 9
Horton, Karla 7
Johnson, Tiffany 6
Johnson, Glory 5
Gordon, Bridgette 4
Morton, Karen 4
Anosike, Nicky 3
Ostrowski, Mary 3
Snow, Michelle 3
Cain, Kelley 2
Brewer, Alyssia 2
Stricklen, Shekinna 2
Ely, Shyra 2
Evans, Peggy 2
Groover, Debbie 2
Thompson, Pashen 2

### SOPHOMORES (2 OR MORE)

Parker, Candace 21
Holdsclaw, Chamique 16
Ostrowski, Mary 11
Russell, Mercedes 11
Groover, Debbie 10
Horton, Karla 10
Gordon, Bridgette 9
Catchings, Tamika 8

Ward, Vonda 8
Harrison, Isabelle 6
Towns, Paula 6
Burdick, Cierra 5
Johnson, Glory 5
Ely, Shyra 5
Evans, Peggy 5
Haave, Tanya 5
Jackson, Gwen 5
Cain, Kelley 4
Charles, Daedra 4
Ely, Cindy 4
Johnson, Dana 4
Shekinna, Stricklen 4
Baugh, Vicki 3
Freeman, Valerie 3
Frost, Sheila 3
Manning, Alicia 3
Noble, Cindy 3
Randall, Semeka 3
Snow, Michelle 3
Graves, Bashaara 3
Brewer, Alyssia 2
DeShields, Diamond 2

### JUNIORS (2 OR MORE)

Harrison, Isabelle 18
Holdsclaw, Chamique 16
Russell, Mercedes 14
Parker, Candace 14
Charles, Daedra 13

Johnson, Glory 12
Noble, Cindy 11
Stricklen, Stricklen 11
Johnson, Tiffany 9
Ostrowski, Mary 9
Graves, Bashaara 8
Catchings, Tamika 8
Ely, Shyra 8
Frost, Sheila 8
Haave, Tanya 8
McCray, Nikki 8
Thompson, Pashen 8
Nared, Jaime 7
Burdick, Cierra 6
Jackson, Gwen 6
Johnson, Dana 6
Groover, Debbie 5
Horton, Karla 5
Snow, Michelle 5
Ward, Vonda 5
Brogdon, Cindy 5
DeShields, Diamond 4
Fluker, Tye'sha 3
Towns, Paula 3
Butts, Tasha 3
Moore, Nia 2
Massengale, Ariel 2
Gordon, Bridgette 2
Cain, Kelley 2

### SENIORS (2 OR MORE)

Collins, Shelia 14
Harrison, Lisa 14
Johnson, Glory 14
Charles, Daedra 13
Ostrowski, Mary 12
Burdick, Cierra 9
Holdsclaw, Chamique 9
Johnson, Dana 9
Webb, Lisa 9
Frost, Sheila 8
Graves, Bashaara 8
Rankin, Jill 8
Harrison, Isabelle 7
Catchings, Tamika 7
Ely, Shyra 7
Anosike, Nicky 6
Gordon, Bridgette 6
Jackson, Gwen 6
Noble, Cindy 6
Stricklen, Shekinna 5
Baugh, Vicki 4
Thompson, Pashen 4
Butts, Tasha 3
Fuller, Alex 3
Groover, Debbie 3
Reynolds, Jordan 2
Robinson, Ashley 2
Snow, Michelle 2
Williams, Kamiko 2

### MOST IN CAREER (5 OR MORE)

Holdsclaw, Chamique 57
Parker, Candace 45
Johnson, Glory 36
Ostrowski, Mary 35
Catchings, Tamika 32
Harrison, Isabelle 31
Charles, Daedra 30
Frost, Sheila 30
Graves, Bashaara 29
Russell, Mercedes 25
Ely, Shyra 22
Horton, Karla 22
Stricklen, Shekinna 22
Burdick, Cierra 21
Gordon, Bridgette 21
Johnson, Dana 20
Groover, Debbie 20
Noble, Cindy 20
Jackson, Gwen 18
Harrison, Lisa 17
Johnson, Tiffany 17
Collins, Shelia 15
Thompson, Pashen 15
Ward, Vonda 15
Haave, Tanya 14
Snow, Michelle 13
Anosike, Nicky 11
Webb, Lisa 11
McCray, Nikki 10
Towns, Paula 10

Evans, Peggy 9
Nared, Jaime 8
Rankin, Jill 8
Cain, Kelley 8
Randall, Semeka 7
DeShields, Diamond 6
Butts, Tasha 6
Brogdon, Cindy 5
POINTS AND ASSISTS DD
Massengale, Ariel 3
Reynolds, Jordan 2
Clower, Susan 1
Henry, Lea 1
Hornbuckle, Alexis 1
Marciniak, Michelle 1
Marsh, Dawn 1
McGhee, Carla 1
Middleton, Alexa 1
Jackson, Gwen 1
Stricklen, Shekinna 1
Warlick, Holly 1
Zolman, Shanna 1

### TRIPLE DOUBLES

Jordan Reynolds 1 (2016-17)
Shekinna Stricklen 1 (2009-10)
Shelia Collins 1 (1984-85)



LADY VOLS IN THE NCAA STAT RANKINGS

Rk	Name	Category
1.	Tennessee	.857 3FG Pct./Game (12-14, Navy)
17.	Tennessee	393 Free Throws Made
25.	Tennessee	29.0 Def. Rebounds Per Game
27.	Tennessee	1,075 Rebounds
30.	Tennessee	521 Free Throw Attempts
36.	Tennessee	.754 Free Throw Percentage
37.	Tennessee	74.5 Scoring Offense
42.	Tennessee	28.3 3-Point FG Defense
48.	Tennessee	.436 Field Goal Percentage
3.	J. Reynolds	1 Triple-Doubles
13.	M. Russell	14 Double-Doubles
15.	J. Nared	.884 Free Throw Percentage
15.	J. Reynolds	2.76 Asst./Turnover Ratio
21.	M. Russell	7.0 Defensive Rebs. Per Game
23.	M. Russell	.570 Field Goal Percentage
32.	M. Russell	244 Rebounds
37.	M. Russell	144 Free Throw Attempts
44.	J. Nared	107 Free Throws Made
48.	M. Russell	9.4 Rebounds Per Game
48.	M. Russell	167 Field Goals Made

LADY VOLS IN THE SEC STAT RANKINGS

Rk	Name	Stat	Category
1.	Tennessee	28.8	Def. Rebounds Per Game
3.	Tennessee	.754	Free Throw Percentage
3.	Tennessee	74.5	Scoring Offense
3.	Tennessee	4.2	Blocked Shots Per Game
3.	Tennessee	1.1	Asst./Turnover Ratio
4.	Tennessee	41.3	Rebounds Per Game
4.	Tennessee	.283	3-Point FG Pct. Defense
5.	Tennessee	.343	3-Point FG Percentage
5.	Tennessee	.436	Field Goal Percentage
1.	J. Nared	.884	Free Throw Percentage
2.	J. Reynolds	2.8	Asst./Turnover Ratio
2.	M. Russell	7.0	Defensive Rebs. Per Game
3.	D. DeShields	17.3	Points Per Game
4.	M. Russell	9.4	Rebounds Per Game
4.	J. Reynolds	4.5	Assists Per Game
4.	M. Russell	1.5	Blocks Per Game
5.	M. Russell	.570	Field Goal Percentage
5.	J. Reynolds	34.3	Minutes Per Game
5.	J. Nared	34.3	Minutes Per Game
7.	M. Russell	16.7	Points Per Game
7.	D. DeShields	5.3	Def. Rebounds Per Game
9.	M. Russell	34.1	Minutes Per Game
10.	D. DeShields	.788	Free Throw Percentage

of her career in her first 25 games this season with a career-high 27 vs. South Carolina, 26 vs. LSU, 23 vs. Ole Miss, 22 vs. Texas, 21 vs. Troy, 20 vs. UNCW, 19 vs. James Madison and Baylor, and 18 vs. Penn State and Kentucky.

Nared has scored in double figures 21 times in 26 games, including 19 of the past 22.

Nared's father, Greg, played basketball at Maryland and is now the Dallas Mavericks' director of camps and community basketball.

BIG THREE EYEING MARK OF THREE MEEKS

Only one time in Tennessee women's basketball history has there been a season end with three Lady Vols averaging 15.0 points per game.

The 1997-98 campaign featured the "Three Meeks," including junior Chamique Holdsclaw (23.5) and freshmen Tamika Catchings (18.2) and Semeka Randall (15.9), accomplishing that feat.

This season, the junior trio of Diamond DeShields (17.3) Mercedes Russell (16.7) and Jaime Nared (15.1) are trying to become the second group to hit that mark.

KEY LADY VOL FACTS

Tennessee now stands 4-3 vs. ranked teams this season after winning four of its last five games vs. Top 25 opponents (three of whom were top 10).

Tennessee has played the nation's second-toughest schedule, according to the NCAA, after facing a slate ranked the toughest a year ago.

The Big Orange defeated #6/6 Notre Dame, #10/10 Stanford and #17/23 Kentucky at home and #5/4 South Carolina on the road.

UT lost to #4/4 Mississippi State and #4/4 Baylor at home and fell at #17/17 Texas.

The Lady Vols are 18th (fifth among SEC

schools) in the current NCAA Women's Basketball RPI, with valuable wins over current top-50 RPI teams No. 2 Notre Dame, No. 3 South Carolina, No. 9 Stanford, No. 14 Kentucky, No. 25 Missouri, No. 26 LSU and No. 39 James Madison. UT losses to top-50 RPI teams include #4 Mississippi State, No. 5 Texas, No. 7 Baylor, No. 14 Kentucky, No. 16 Texas A&M and No. 38 Auburn.

BEATING THREE TOP-10 TEAMS THIS YEAR

On Dec. 18, Tennessee picked up its first win over a top-10 team this season, taking down #10/10 Stanford, 59-51, in Knoxville.

UT followed suit on Jan. 16, upsetting #6/6 Notre Dame, 71-69, in Knoxville.

Tennessee came from 15-down in the second quarter (14-down in the third) vs. the Irish to record their biggest comeback since bouncing back from 17-down to overtake Gonzaga in the NCAA Sweet 16 on March 28, 2015.

The Lady Vols also came from 11 down to beat Stanford, previously Tennessee's biggest comeback victory since the Gonzaga game.

UT added its third top-10 win, taking down #5/4 South Carolina, 76-74, on Jan. 30, in Columbia after trailing by nine in the first period.

The three top-10 wins is second most during the Holly Warlick era behind five in 2014-15.

UT had wins over two top-10 teams a year ago, including vs. #9/9 Ohio State (78-62) on March 25 in the NCAA Sweet 16 and at #7/7 Oregon State (53-50) on Dec. 19. The win over Ohio State also was when UT was unranked.

The Stanford win was UT's first victory over a top-10 team at home since taking down #10/10 Kentucky (73-72) on Feb. 15, 2015.

Notre Dame was the highest ranked opponent UT has beaten since toppling #4/5 South Carolina in Knoxville on March 2, 2014.

The win this season over #5/4 South Carolina was the first over a top-five team on the road since #4/4 UT won at #5/5 UConn, 70-64, on Jan. 6, 2007.

ONE OF FOUR TO BEAT THREE TOP-10 TEAMS

Tennessee is one of only four teams who have beaten three or more top-10 teams this season.

The others are South Carolina (4), UConn (4) and NC State (3).

South Carolina, who UT beat in Columbia, has four top-10 wins, including #7 Ohio State, #4 Louisville, #9 UCLA and #4 Mississippi State.

UConn has beaten four who were ranked in the top-10 at the time, including #2 Baylor, #2 Notre Dame, #4 Maryland and #6 South Carolina.

North Carolina State has beaten #2 Notre Dame, #6 Florida State and #9 Louisville.

LADY VOLS GOING THE DISTANCE AND MORE

Tennessee has had four players combine to log 18 full-game efforts this season.

Diamond DeShields, Jaime Nared and Jordan Reynolds played the entire game vs. Stanford.

It marked the first time in Lady Vol history three players logged complete-game duty in the same contest.

Jaime Nared has eight complete games this year (Penn State, Stanford, Vandy1, Ole Miss, Florida, South Carolina, LSU, Missouri), including four of the past six. She went 39 in two other games (Auburn, Texas A&M).

Diamond DeShields (Stanford, Miss. St., Ole Miss, Auburn, South Carolina) has five complete games and logged 47 in double OT vs. Georgia.

Jordan Reynolds (Stanford, Notre Dame, Georgia, Missouri) has four, going all 50 minutes in the double OT loss at Georgia.

Mercedes Russell (Miss. St.) has one complete game, plus a 49-minute stint vs. Georgia in two OTs.

Meme Jackson logged 42 minutes in the double-OT loss at Georgia.

AN ELITE PROGRAM

- 100 Percent Graduation Rate
- All-Time Winningest Program In NCAA History
- Eight NCAA National Championships
- 35 NCAA Tournament Appearances
- 18 NCAA Final Fours
- 34 NCAA Elite Eight Appearances
- 34 NCAA Sweet 16 Appearances
- 18 SEC Regular-Season Championships
- 17 SEC Tournament Championships
- 21 WBCA/Kodak All-Americans
- 14 U.S. Olympians
- 10 WBB Hall Of Fame Inductees
- 42 WNBA Players
- 37 WNBA Draft Picks
- 16 WNBA First-Round Picks
- 3 WNBA No. 1 Picks

WARLICK'S FIVE YEARS (2012-PRESENT)

- 100 Percent Graduation Rate
- 4 NCAA Tournament Appearances
- 3 NCAA Elite Eight Appearances
- 4 NCAA Sweet 16 Appearances
- 2 SEC Regular-Season Championships
- 1 SEC Tournament Championship
- 6 WNBA Players
- 6 WNBA Draft Picks
- 1 WNBA First-Round Pick

Nared and Reynolds lead UT at 34.3 minutes per game in all games, while Russee is tops in league play at 36.3.

OPTIONS FROM LONG-RANGE

UT has four players (Alexa Middleton-34/ Jaime Nared-28/Diamond DeShields-24/Meme Jackson-23) with at least 20 3-point field goals.

This is the first Holly Warlick team with four players carding 20 or more 3s in a season, marking the first time since 2011-12 that four have done so.

UT has not had two players make 30 or more three-pointers since 2013-14 (Simmons-72, Massengale-31), three since 2012-13 (Simmons-69, Spani-48), Massengale-34) and four since 2010-11 (Bjorklund-73, Simmons-63, Stricklen-42, Spani-35).

The Lady Vols hit 7-of-14 threes in their win over Florida on Jan. 26.

That total was their fourth best of the season and most since hitting 11 vs. Troy on Dec. 21.

The percentage (.500) was the third best of the year and best since hitting 50 percent (6-12) vs. Appalachian State on Dec. 14.

UT outshot Missouri from the three-point arc for the third straight season, knocking down nine of 17 vs. 2-of-13 shooting by the Tigers. Nine ranks fourth this season, while the percentage was the best since UT hit .857 (12-of-14) vs. Navy on Nov. 13.

SCORING IS LOOKING UP

UT averaged a program-low 65.6 a year ago, and this year's tally of 74.5 is just under nine points better.

Tennessee has scored 80 or more points in nine of 26 games this season, surpassing the team's total of four 80-point games last season.

The Lady Vols opened with 81 vs. James Madison and added 80+ games vs. Navy (85), East Tennessee State (83), Tennessee State (86), Appalachian State (92), Troy (110), UNCW (90), Vanderbilt2 (91) and Florida (84).

Tennessee's 81 points vs. JMU in the opener were the most scored by a Lady Vol team in the first road game of a season since 2007 (82-70 vs. UCLA on Dec. 19).

■ The 110 points scored vs. Troy on Dec. 21 were the most since UT tallied 111 vs. St. Francis on Dec. 3, 2014.

■ The 91 points vs. Vanderbilt on Jan. 22 were the most by Tennessee in an SEC game since the Lady Vols tallied 93 vs. Auburn on Feb. 20, 2014, and the first half total of 56 vs. VU was the most since UT hit 58 vs. Alabama on Jan. 6, 2011.

**LADY VOLS SCORING 20+ POINTS**

■ Eight different Lady Vols on the 2016-17 roster have scored 20 points or more in a game during their careers, including five this season.

■ UT has 24 total 20-point-plus scoring games this season, with Diamond DeShields leading the way with nine, Mercedes Russell with six, Jaime Nared with five, followed by Alexa Middleton (3) and Meme Jackson (1).

■ Current roster members have combined for 64 20-point-plus games, with Diamond DeShields tallying 33 during her career.

■ **Diamond DeShields (33 Career/9 This Yr.)**

- 28 vs. ETSU (11/15/16)
- 21 vs. Kentucky (1/1/17)
- 25 vs. Mississippi State (1/8/17)
- 20 vs. Notre Dame (1/16/17)
- 23 vs. Vanderbilt (1/22/17)
- 27 vs. Florida (1/26/17)
- 21 vs. South Carolina (1/30/17)
- 34 vs. Georgia (2/5/17)
- 22 vs. Missouri (2/9/17)

■ **Schaquilla Nunn (8 Career/None This Yr.)**

N/A

■ **Alexa Middleton (4 Career/3 This Yr.)**

- 21 vs. Navy (11/13/16)
- 20 vs. App State (12/14/16)
- 29 vs. Troy (12/21/16)

■ **Jaime Nared (7 Career/6 This Yr.)**

- 22 vs. Texas (12/11/16)
- 21 vs. Troy (12/21/16)
- 21 vs. UNCW (12/29/16)
- 23 vs. Ole Miss (1/12/17)
- 27 vs.\* South Carolina (1/30/17)

■ **Mercedes Russell (7 Career/5 This Yr.)**

- 22 vs. Baylor (12/4/16)
- 22 vs. Kentucky (1/1/17)
- 20 vs. UNCW (12/29/16)
- 26 vs. Auburn (1/19/17)
- 24 vs. Georgia (2/5/17)

■ **Te'a Cooper (3 Career/Inactive This Yr.)**

N/A

■ **Meme Jackson (1 Career/1 This Yr.)**

- 20 vs. UNCW (12/29/16)

■ **Kortney Dunbar (1 Career/None This Yr.)**

N/A

**LADY VOL 30-POINT GAMES**

■ Diamond DeShields has recorded five 30+ point games during her career (including three as a Lady Vol), producing a 34-point showing at Georgia on Feb. 5. It was the second-highest scoring output of her career.

■ The 34 points by DeShields were the most scored by a Lady Vol since Candace Parker put up 34 in the NCAA Sweet 16 vs. Notre Dame on March 30, 2008.

■ The total was the seventh-highest Lady Vol scoring total in a road game.

■ DeShields' highest-scoring career game was a 38-point outburst vs. N.C. State on Feb. 16, 2014, when DeShields was a freshman playing at North Carolina.

■ Schaquilla Nunn recorded two 30+ scoring efforts while at Winthrop, including a high of 39 vs. Gallaudet in the opener of the 2014-15 season.

■ DeShields had two 30+ games last season, which put her on Tennessee's all-time single-season list. That list follows.

■ **An additional 30+ point effort this season would put DeShields on the list for the second time, enabling her to join only three other players who've made the list in multiple seasons. They are: Chamique Holdsclaw (3), Candace Parker (2) and Bridgette Gordon (2).**

**30+ POINT GAMES IN A SEASON**

- 15 – Patricia Roberts (1976-77)–
- 6 – Chamique Holdsclaw (1997-98)
- 4 – Candace Parker (2006-07)
- 4 – Jill Rankin (1979-80)
- 4 – Gail Dobson (1974-75)
- 3 – Meighan Simmons (2013-14)
- 3 – Candace Parker (2007-08)
- 3 – Chamique Holdsclaw (1996-97)
- 3 – Chamique Holdsclaw (1998-99)
- 3 – Bridgette Gordon (1988-89)
- 3 – Bridgette Gordon (1987-88)
- 3 – Shelia Collins (1984-85)
- 2 – **Diamond DeShields (2015-16)**
- 2 – Kara Lawson (2002-03)
- 2 – Tamika Catchings (1998-99)
- 2 – Sheila Frost (1987-88)
- 2 – Tanya Haave (1982-83)
- 2 – Cindy Noble (1980-81)
- 2 – Sue Thomas (1975-76)

**TRENDING IN SEC PLAY**

■ After winning four straight games, the Lady Vols have dropped three of their last four.

■ Diamond DeShields is averaging 18.6 per game and shooting .445 from the field.

■ Mercedes Russell is shooting .584 and averaging 17.3 ppg. and 9.8 rpg.

■ Schaquilla Nunn is shooting .576 from the field in league games, connecting on 19-of-33 attempts to average 4.4 points and 3.9 rebounds.

■ Jordan Reynolds is 19-of-21 from the free throw line for .905, helping UT shoot .800 as a team.

■ UT has hit better than 70 percent in 12 of 13 SEC games and higher than 80 percent in seven of 13 league contests.

**A LOOK AT THE LAST FIVE GAMES**

■ **Mercedes Russell is hitting .581 from the field, .762 from the free throw line and averaging a team-leading 17.6 ppg. and 10.2 rpg.**

■ Jordan Reynolds has 30 assists and only seven turnovers since Feb. 2.

■ **Schaquilla Nunn has hit 12-of-22 field goal attempts (.545) and 8-of-11 free throw tries over the past five games and is averaging 6.4 points and 5.6 rebounds during that span.**

■ Alexa Middleton is UT's fourth-leading scorer at 8.0 ppg.

■ Diamond DeShield is shooting .456 from the field, including .467 from the three-point arc, and averaging 15.8 ppg. over the past five games.

**STATISTICALLY SPEAKING**

■ **UT averaged 8.3 turnovers per game over its last three contests and 12.5 over its last 10 vs. 14.0 for the entire season.**

■ **When she plays 15 or more minutes per game, which she has done six times, Schaquilla Nunn is averaging 10.0 points and 9.8 rebounds and shooting .600 from the field.**

■ **Nunn recorded the 45th double-double of her career, her first as a Lady Vol, when she piled up 15 points and 15 rebounds vs. Alabama.**

■ **Tennessee has won the battle of the boards in 18 of 26 games, including 12 of the past 16.** UT's rebound margin for the year is +3.0.

■ UT was only the second team this season to out-rebound Mississippi State, doing so with a 48-39 advantage.

■ Mercedes Russell has the fifth-highest single-season rebounding average in UT history (9.4).

■ Jaime Nared currently has the fifth-highest single-season free throw percentage in UT history at .884 and is fifth in career average thus far at .828.

■ In all games, Tennessee is averaging 74.5 points per game and shooting .436 from the field and .343 from the three-point line.

■ That scoring average is nearly nine points better than last season's total of 65.6 ppg.

■ At home, UT is averaging 78.5 and shooting .458 (FG) and .390 (3FG). On the road, the Lady Vols are scoring 69.8 ppg. and shooting .411 from

**LADY VOLS IN THE WNBA (DURING 2016 SEASON)**

**VICKI BAUGH**

- 2016-present San Antonio Stars
- 2014-15 Tulsa Shock
- 2012 (Drafted) Tulsa Shock

**CIERRA BURDICK**

- 2015-2016 Atlanta Dream
- 2015 (Drafted) Los Angeles Sparks

**TAMIKA CATCHINGS**

- 2001-2016 Indiana Fever
- 2012 WNBA Champion
- 2012 WNBA Finals MVP
- 2011 WNBA MVP
- 10-time WNBA All-Star
- 2010, '13, '16 Kim Perrot Sportsmanship Award
- 2005, '06, '09, '10, '12 Defensive Player of the Yr.
- 7-time All-WNBA First Team
- 5-Time All-WNBA Second Team
- 10-time WNBA All-Defensive First Team
- 2002 WNBA Rookie of the Year
- WNBA Top 20 @ 20

**BASHAARA GRAVES**

- 2016 Minnesota Lynx
- 2016 (Drafted) Minnesota Lynx

**ISABELLE HARRISON**

- 2015-present Phoenix Mercury

**GLORY JOHNSON**

- 2016-present Dallas Wings
- 2012-15 Tulsa Shock
- 2-time WNBA All-Star
- 2012 WNBA All-Rookie Team

**CANDACE PARKER**

- 2008-present Los Angeles Sparks
- 2016 WNBA Champion
- 2016 WNBA Finals MVP
- 2008 & 2013 WNBA MVP
- 2013 WNBA All-Star Game MVP
- 3-time WNBA All-Star
- 4-time All-WNBA First Team
- 3-time All-WNBA Second Team

- 2009, '12 WNBA All-Defensive Second Team
- 2008 WNBA Rookie of the Year
- WNBA Top 20 @ 20

**MEIGHAN SIMMONS**

- 2016-present Atlanta Dream
- 2014 (Drafted) New York Liberty

**SHEKINNA STRICKLEN**

- 2015-present Connecticut Sun
- 2012-14 Seattle Storm

**BY THE NUMBERS...**

**OVERALL**

- \* 37 WNBA Draft Picks
- \* 16 First-Round Selections
- \* 3 No. 1 Picks

**WARLICK ERA**

- \* 6 WNBA Draft Picks
- \* 1 First-Round Selection





► 2016-17 SEC STANDINGS (THROUGH GAMES OF FEB. 16, 2017)

	SEC				Overall						
	W-L	Pct.	H	A	W-L	Pct.	H	A	N	L5	Strk
South Carolina	12-1	.923	6-1	6-0	22-3	.880	12-1	9-2	1-0	4-1	W1
Mississippi State	12-1	.923	7-0	5-1	26-1	.963	10-0	11-1	5-0	5-0	W6
Texas A&M	9-4	.692	6-0	3-4	19-7	.731	12-1	5-5	2-1	4-1	L1
Kentucky	9-4	.692	4-2	5-2	18-8	.692	13-3	5-5	0-0	3-2	W3
Missouri	8-5	.615	5-1	3-4	18-9	.667	13-1	4-7	1-1	3-2	W2
Tennessee	7-6	.538	4-2	3-4	16-10	.615	11-3	5-7	0-0	2-3	L2
LSU	7-6	.538	5-2	2-4	18-8	.692	12-3	3-4	3-1	3-2	W1
Georgia	5-8	.385	3-3	2-5	13-13	.500	9-5	3-7	1-1	3-2	L1
Ole Miss	5-8	.385	4-3	1-5	16-10	.615	14-3	1-7	1-0	3-2	W1
Auburn	5-8	.385	2-4	3-4	15-12	.556	6-5	6-6	3-1	0-5	L5
Florida	4-9	.308	1-6	3-3	13-13	.500	2-6	5-6	6-1	2-3	L1
Alabama	4-9	.308	2-5	2-4	16-10	.615	12-5	2-5	2-0	1-4	W1
Arkansas	2-11	.154	1-6	1-5	13-13	.500	9-7	2-6	2-0	0-5	L7
Vanderbilt	2-11	.154	2-4	0-7	12-14	.462	8-5	3-9	1-0	1-4	L1

the field and .293 on threes. UT hits .761 of its free throws on the road and .749 at home.

■ UT has held 19 of 26 opponents to .410 or lower shooting from the field. Auburn (.508); Notre Dame, (.483), South Carolina (.459), Texas (.452) and Florida (.449), Georgia (.459), Missouri (.491) are the exceptions.

■ South Carolina was giving up 54.4 points per game, and Tennessee tallied 76 in the win. Only UT, Ohio State (80) and Duke (74) had reached 70 vs. USC this season.

■ LSU was allowing 58.1 per game, and Tennessee tallied 77 in the victory. South Carolina scored 84 on LSU, while UConn produced 76.

■ Florida was giving up 72.6 points per game and Tennessee scored 84. The Gators had allowed more only once, surrendering 102 to Indiana on Dec. 20.

■ The 71 points Tennessee scored in the win over Notre Dame were the second-most allowed by the Irish all season. The 69 points UT held the ND to were the fewest scored by Muffet's McGraw's squad in the series since 2008.

■ Tennessee has 24 20-point scoring games spread over five different players this season, with Diamond DeShields leading with nine (eight in last 13 games), followed by Jaime Nared (6), Mercedes Russell (5) and Alexa Middleton (3).

■ UT has allowed 70 or more points only nine times this year and has held seven teams under 60.

■ The Lady Vols are 9-3 this season when they record seven or more steals in a game. Their losses were Ole Miss, Auburn and Georgia.

■ **Tennessee is 13-2 when it outscores or ties its opponents in fast-break points.**

■ **UT held Vandy without a fast-break point on Jan. 5, marking the only time this season UT had held an opponent without any.**

■ Tennessee forced Vanderbilt into 21 turnovers on Jan. 5, tying the season high for a Lady Vol opponent (with Tennessee State).

■ **Tennessee generated a season-high 29 points off 17 Vandy turnovers on Jan. 22 and followed that with 20 vs. Florida.**

■ After beating Vanderbilt, 91-63 (+28), Tennessee now has seven wins of 25 points or more this season and three of 30 or more. In 2015-16, UT had only five wins with a margin of 25+ and three victories of 30+ all year long.

■ **UT is 8-8 in games in which it surrenders double-figure totals in points off turnovers. It is 11-2 when it surrenders 10 or fewer.**

■ The Lady Vols have won all four quarters on five occasions this season, including vs. Navy, ETSU, Tennessee State, UNCW and LSU.

■ Tennessee has shot 50 percent or better in all

four quarters this season vs. ETSU and LSU.

RUSSELL PILING UP DOUBLE-DOUBLES

■ In 97 career games Mercedes Russell has 25 double-doubles. That ranks 10th in school history and is third among active SEC players.

■ Russell had 0 as a freshman, 11 as a sophomore and 14 this year (second in SEC and tied for third all-time among UT juniors with Candace Parker).

■ The 11 in 2015-16 tied for third-best all-time by a Lady Vol sophomore with Mary Ostrowski and ranked behind only Candace Parker (21) and Chamique Holdslaw (16).

■ Russell has recorded 10 double-doubles in the past 21 games. Russell hit the mark against Penn State (19 pts., 11 rebs.), Virginia Tech (17 pts., 14 rebs.), vs. #4 Baylor (22 pts., 12 rebs.), vs. #10/10 Stanford (11 pts., 13 rebs.) and vs. Troy (18 pts./11 rebs.), UNCW (20 pts., 11 rebs.), Vanderbilt (15 pts./13 rebs.), Mississippi State (17 pts./14 rebs.), Auburn (26 pts./11 rebs.), South Carolina (16 pts./10 rebs.), Georgia (24 pts./17 rebs.) and Texas A&M (17 pts./11 rebs.).

WARLICK 33-27 VS. TOP 25 TEAMS

■ During the Holly Warlick era, Tennessee is 33-27 vs. ranked teams.

■ The Lady Vols were 6-9 vs. top-25 teams in 2015-16 and are 4-3 this season.

- AP Top 25: 33-27 (.555)
- AP Ranked 1: 0-1 (.000)
- AP Ranked 2: 0-3 (.000)
- AP Ranked 3: 0-4 (.000)
- AP Ranked 1-5: 2-10 (.167)
- AP Ranked 1-10: 12-15 (.444)
- AP Ranked 11-25: 21-12 (.636)

- USA TODAY Top 25: 32-27 (.542)
- USA TODAY Ranked 1: 0-1 (.000)
- USA TODAY Ranked 2: 0-3 (.000)
- USA TODAY Ranked 3: 0-3 (.000)
- USA TODAY Ranked 1-5: 2-12 (.143)
- USA TODAY Ranked 1-10: 10-17 (.370)
- USA TODAY Ranked 11-25: 22-10 (.688)

LADY VOLS ALL-TIME VS. TOP 25 TEAMS

- Overall: 474-195 (.709)
- AP Ranked 1-10 : 188-140 (.573)
- AP Ranked 11-25: 257-50 (.837)
- USA TODAY Ranked 1-10: 146-99 (.596)
- USA TODAY Ranked 11-25: 225-37 (.859)

WARLICK COLLECTS 1,000TH WIN AS COACH

■ Holly Warlick picked up the 1,000th win of her 36-year coaching career with a huge victory over #10/10 Stanford on Dec. 18.

■ She improved her overall coaching record to

LADY VOL OLYMPIANS

COACHING STAFF

**Pat Summitt**  
1976 Montreal  
Player (Silver)  
(UT Martin graduate)

1980 Moscow  
Assistant Coach (Boycott)

1984 Los Angeles  
Head Coach (Gold)

**Nancy Darsch**  
1984 Los Angeles  
Assistant Coach (Gold)

1996 Atlanta  
Assistant Coach (Gold)

ATHLETES

**Cindy Brogdon**  
1976 Montreal (Silver)

**Tamika Catchings**

2004 Athens (Gold)  
2008 Beijing (Gold)  
2012 London (Gold)  
**2016 Rio de Janeiro (Gold)**



**Daedra Charles**  
1992 Barcelona (Bronze)

**Bridgette Gordon**  
1988 Seoul (Gold)

**Lea Henry**  
1984 Los Angeles (Gold)

**Chamique Holdslaw**  
2000 Sydney (Gold)

**Kara Lawson**  
2008 Beijing (Gold)

**Nikki McCray**  
1996 Atlanta (Gold)  
2000 Sydney (Gold)

**Carla McGhee**  
1996 Atlanta (Gold)

**Cindy Noble**  
1980 Moscow (Boycott)  
1984 Los Angeles (Gold)

**Candace Parker**  
2008 Beijing (Gold)  
2012 London (Gold)

**Jill Rankin**  
1980 Moscow (Boycott)

**Patricia Roberts**  
1976 Montreal (Silver)

**Holly Warlick**  
1980 Moscow (Boycott)

**EVERY U.S. OLYMPIC TEAM HAS HAD A LADY VOL ON IT**

1,000-214 with that victory, including her stints as an assistant, associate head coach and head coach.

■ She now stands is 955-166 in her 32nd season at UT and was 55-54 combined in stops at Nebraska and Virginia Tech for a total of 1,010-220.

■ Warlick is 124-44 as a head coach and 886-176 all-time as an assistant.

■ Warlick is 57-20 in SEC play, 8-3 during the SEC Tournament and 59-21 vs. non-conference foes.

■ Her NCAA Tournament record is 11-4.

**MERCEDES JOINS UT TOP 10 IN BLOCKS**

■ Mercedes Russell blocked three shots vs. Va. Tech to break into the UT career top 10, surpassing Chamique Holdsclaw (111) to take over 10th place with 112. Russell now has 145 through 26 games, standing in sole possession at No. 7, just ahead of Tamika Catchings (136).

■ Russell leads Tennessee with 39 this season.

■ Her career average of 1.5 currently ranks her sixth all-time at Tennessee.

■ Russell tallied 66 rejections last season, a mark that ties as the eighth-best in a year by a Lady Vol.

■ She's led Tennessee in blocks during the two previous seasons she played (2013-14/2015-16).

**CAREER BLOCKED SHOTS**

Blocks	Player	Years
1. 275	Candace Parker	2005-08
2. 249	Sheila Frost	1985-89
3. 228	Kelley Cain	2008-11
4. 200	Ashley Robinson	2000-04
5. 194	Michelle Snow	1998-2002
6. 161	Nicky Anosike	2004-08
<b>7. 145</b>	<b>Mercedes Russell</b>	<b>2013-</b>
8. 136	Tamika Catchings	1997-2001
9. 135	Teresa Geter	1997-99
10. 131	Isabelle Harrison	2011-15

**SEASON BLOCKED SHOTS (THROUGH 2015-16)**

Blocks	Player	Year
1. 113	Kelley Cain	2009-10
2. 99	Candace Parker	2006-07
3. 90	Candace Parker	2007-08
	Teresa Geter	1997-98
5. 86	Candace Parker	2005-06
6. 77	Sheila Frost	1985-86
7. 70	Ashley Robinson	2003-04
<b>8. 66</b>	<b>Mercedes Russell</b>	<b>2015-16</b>
	Kelley Cain	2010-11
10. 63	Ashley Robinson	2002-03

**PLAYER DEVELOPMENT**

■ Much is made of player development within a program, and clearly progress can be seen in the case of several players on this year's team.

■ Mercedes Russell provides exhibit A, with the 6-6 redshirt junior improving from points/rebounds averages of 6.5/5.0 as a freshman, 9.9/8.3 as a redshirt sophomore and 16.7/9.4 as a redshirt junior.

■ Another example is Jaime Nared, with the junior moving up from 5.2/3.5 as a freshman, 8.3/4.8 as a sophomore and 15.1/6.6 as a junior.

■ Junior Alexa Middleton and sophomore Meme Jackson offer two more examples, going from 3.0/1.2 to 8.0/2.3 (34 of 88 on threes), in the case of Middleton, and from 1.0/0.6 to 5.2/1.9 for Jackson.

■ Even in the case of Diamond DeShields, who burst onto the scene as a freshman star at North Carolina, the 6-1 guard has improved her overall game on both ends of the floor while working through injuries, with UT head coach Holly Warlick calling her one of the team's best defensive players. DeShields went from averaging 14.3/5.2 as a sophomore to 17.3/6.5 this year.

**RUSSELL HOLDING DOWN HER PEERS**

■ Mercedes Russell's production on the offensive end has been extremely noticeable, but her effort on defense is worthy of praise as well.

■ Russell held Stanford's Erica McCall (17.2 ppg., 8.6 rpg.) to 13 points, six boards on 6-of-15 shooting.

■ Against Baylor, Russell handled the Lady Bears' rotation of bigs in dominant fashion.

■ Russell limited starting center Beatrice Mompremier to six points on 3-of-12 shooting and eight rebounds and forced her into two turnovers.

■ Reserve Kalani Brown fared worse, going 1-for-9 for two points and four rebounds with two fouls in 11 minutes.

■ Lauren Cox took her turn and went 0-for-3 with three boards and four quick fouls in seven minutes.

■ She helped limit Kentucky center Alyssa Rice to six points and seven rebounds and UNCW center Rebekah Banks to 10 points and five boards.

■ Mississippi State's 6-5 Chinwe Okorie got in foul trouble battling Russell and finished with zero points and four rebounds. Okorie's sub, 6-7 Teaira McCowan, finished with 14 points and nine boards, as Russell countered with 17 points and 14 boards while playing all 40 minutes.

■ Notre Dame's Brianna Turner finished 5-of-12 with 10 points and seven rebounds.

■ South Carolina's Alaina Coates finished 3-of-7 with seven points and nine rebounds.

**LADY VOL LINE-UP NEWS**

■ Tennessee has a roster of nine available players this year, but seven are seeing most of the action.

■ Holly Warlick has utilized five different starting lineups in 26 games, with the quintet of Nared, Russell, Jackson, DeShields and Reynolds getting the most nods (15) including wins over #5/4 South Carolina, #6 Notre Dame, #10/10 Stanford and #17/23 Kentucky in its 9-6 record as a unit.

■ Only Russell and Nared have started every game this season.

■ Reynolds (missed TSU game) has started 25 games, DeShields (missed Troy, UNCW games) 24, Jackson 18, Middleton seven and Nunn four.

■ True freshman Kamera Harris has played in seven games this season.

■ Missed Games Due To Injury (3): Jordan Reynolds (TSU - L hamstring); Diamond DeShields (Troy/UNCW - R hand).

**COMEBACKS/LEADS/DEFICITS**

■ UT has three wire-to-wire wins this season, coming against Troy and in back-to-back meetings with Vanderbilt (1/22) and Florida (1/26).

■ Tennessee has trailed in 23 of 26 games this season and come back to win 13 times.

■ The Lady Vols have been behind at the half nine times: BU (-20), PSU/ND (-13), MSU1 (-7), TEX (-5), ALA (-4), UGA (-3), AUB (-1) and are 2-7 in those contests. The wins were vs. Notre Dame and Mizzou.

■ The Big Orange women have led at the half in 16 games and are 13-3 in that scenario, with the only losses coming at Virginia Tech and Ole Miss and at home vs. Texas A&M.

■ UT was tied at the half once (STAN, win).

■ The largest first-half deficit was 21 (BU), while the largest second-half deficit was 35 (BU).

■ The largest deficit overcome to win this season was a 15-point margin vs. #6/6 Stanford in the second quarter (13 at the half/14 in the third).

■ The second largest deficit overcome to win this season was an 11-point margin vs. #10/10 Stanford in the first quarter.

■ UT came back from nine-down in the first quarter to win at #5/4 South Carolina.

■ The Lady Vols overcame an eight-point, second-quarter deficit to Missouri to win.

■ Tennessee dug itself out of a 15-point deficit at Texas, took the lead by two and lost by five.

■ The Lady Vols trailed Ole Miss by 12 in the second quarter, led by 13 in the third and lost by five.

■ UT erased all but two points from a 15-point deficit vs. Penn State, but ended up losing by 14.

■ The Lady Vols erased all but one point from a 13-point fourth quarter deficit vs. Va. Tech before losing by four.

■ UT lost leads of 17 (1Q, Auburn), 13 (3Q, Ole Miss) and 11 (4Q, 8:49, Texas A&M) before losing.

■ The largest deficit UT overcame to win in 2015-16 was vs. Green Bay (down eight, 5:17/2Q).

■ Tennessee has overcome three fourth-quarter deficits (JMU, -1/ND, -10/USC -1) to win in 2016-17.

■ UT overcame four fourth-quarter deficits to win last season.

■ The biggest deficit (23) and halftime deficit (20) ever overcome for a victory by UT were vs. Rutgers (55-51) on Jan. 3, 2009.

■ The largest deficit overcome for a win with Warlick as coach was vs. Gonzaga in Spokane, Wash., on March 28, 2015, with UT trailing by 17, 57-40, with 6:34 remaining in the NCAA Sweet 16.

■ UT also rallied from 17-down for a 52-46 win over Virginia in the 1996 Elite Eight to reach the Final Four and win the Lady Vols' fourth NCAA title.

■ The biggest first-half deficits overcome for wins in the Warlick era were 15 in the first half vs. Alabama (Feb. 2, 2014) and LSU (March 7, 2014).

■ The largest home halftime deficit overcome (13) during Warlick era was vs. Notre Dame on Jan. 16, 2017, while the biggest road halftime deficit overcome (12) was at Middle Tenn. on Nov. 8, 2013.

■ The largest positive turnaround (31 points) of the Warlick era occurred when Alabama led Tennessee by 15 in the first half and then trailed UT by as many as 16 in the second half en route to a 10-point UT win.

■ The largest negative turnaround game under Warlick came on Jan. 19, 2017 (40), when UT led by 17 in the first quarter and trailed by 23 in the fourth before losing by 16 at Auburn.

■ The second largest negative turnaround game under Warlick occurred vs. #2/2 Notre Dame on Jan. 20, 2014 (29), when UT led by 12 in the first half and trailed by as many as 17 in the second half on its way to a 16-point loss. On Jan. 18, 2016, UT led N.D. by four and trailed by 25 (29) before losing by 13.

■ Tennessee's largest margin of victory under Holly Warlick was 68 (110-42) vs. Lipscomb on Dec. 29, 2013.

■ UT's highest point total scored under Warlick was 111 vs. Saint Francis on Dec. 3, 2014, and that 67-point margin of victory is second most.

■ Tennessee's largest margin of defeat during the Warlick era was 23 at #3/3 Baylor (53-76) on Dec. 18, 2012. That game also produced the worst halftime deficit in school history (25).

■ The lowest point total in UT's modern day history came vs. Virginia Tech (43) on Dec. 6, 2015.

■ The lowest point total by a foe during the Holly Warlick era was 36 by TSU on Nov. 30, 2016.

**TRACKING SCORING RUNS**

■ The Lady Vols have posted 22 scoring runs of double-digits this season.

■ Tennessee's longest run was a 15-0 spree vs. UNCW, spanning the third and fourth quarter. UT also had another 11-0 burst in the fourth period.

■ UT also had double-digit runs vs. ETSU (13-0, 1Q-2Q / 12-0, 3Q), Navy (11-0, 4Q / 10-0, 3Q-4Q), Tennessee State (10-0, 1Q / 11-0, 2Q / 11-0, 3Q), Appalachian State (10-0, 2Q / 12-0, 3Q-4Q), Stanford (11-0, 2Q / 10-0 3Q-4Q), Troy (10-0, 1Q-2Q / 10-0, 4Q), Vanderbilt1 (12-0, 1Q-2Q), Ole Miss (11-0, 2Q / 11-0, 2Q-3Q), Auburn (14-0, 1Q), Vanderbilt2 (14-0, 2Q-3Q), South Carolina (11-0, 4Q) and Texas A&M (12-0, 3Q-4Q).

■ Tennessee has allowed 12 double-digit runs this season, including a 16-0 2Q run by Penn State.

■ The others were vs. Va. Tech (13-0, 3Q-4Q), Penn State (13-0, 2Q), Baylor (12-0, 2Q / 11-0 1Q), Troy (11-0, 2Q), Mississippi State (10-0, 2Q), Ole Miss (11-0, 4Q), Auburn (15-0, 1Q-2Q / 14-0, 3Q), Florida (13-0, 1Q-2Q) and Missouri (14-0, 2Q).

**MIDDLETON FINDING COMFORT ZONE**

■ Alexa Middleton has scored in double figures



eight times in 2016-17, the most in a season in her career.

■ Middleton scored in double figures for the first time in SEC play this season, and now has accomplished that feat four times (19 vs. Vanderbilt, 11 at Florida and 14 vs. Texas A&M and Alabama).

■ After opening the 2017 portion of the schedule in a 1-for-30 shooting slump, Middleton bounced back with double-figures efforts vs. Vanderbilt (19) and Florida (11) and eight vs. South Carolina with two timely three-pointers. It was the first time in her career the junior had scored in double figures in back to back league games.

■ She now leads the team in three-pointers made with 34 in 88 attempts.

#### WARLICK VS. THE LADY VOL FAMILY

■ **Against teams with former Lady Vol players and/or staffers, Holly Warlick is 28-10**, including 0-1 vs. Alabama (Brian Johnson), 1-0 vs. Alcorn State (Tonya Edwards), 1-0 vs. Appalachian State (Angel Elderkin), 5-3 vs. Kentucky (Matthew Mitchell, Shalon Pillow, Kyra Elzy, Niya Butts, Amber Smith), 2-0 vs. Lipscomb (Greg Brown), 5-2 vs. LSU (Nikki [Caldwell] Fargas, Tasha Butts, Mickie DeMoss), 1-0 vs. Middle Tennessee (Alex Fuller), 2-0 vs. North Carolina (Sylvia Hatchell), 4-1 vs. Ole Miss (Alex Fuller Simmons), 3-3 vs. South Carolina (Nikki McCray-Penson), 2-0 vs. Vanderbilt (Carolyn Peck) and 2-0 vs. Wichita State (Jody Adams, Bridgette Gordon).

■ **Against teams with former Lady Vols on staff, Warlick is 18-8**, including 5-2 vs. LSU (Nikki [Caldwell] Fargas, Tasha Butts), 3-3 vs. South Carolina (Nikki McCray-Penson), 1-0 vs. Middle Tennessee (Dustin Edwards, Alex Fuller), 4-1 vs. Ole Miss (Alex Fuller Simmons), 1-0 vs. Alcorn State (Tonya Edwards), 2-0 vs. Wichita State (Jody Adams, Bridgette Gordon) and 2-2 vs. Ky. (Shalon Pillow, Kyra Elzy, Niya Butts).

■ **Against teams with former Tennessee staff members coaching, Warlick is 17-6**, including 0-1 vs. Alabama (Brian Johnson), 1-0 vs. Appalachian State (Angel Elderkin), 5-3 vs. Ky. (Matthew Mitchell, Kyra Elzy, Amber Smith), 2-0 vs. Lipscomb

(Greg Brown), 5-2 vs. LSU (Nikki [Caldwell] Fargas, Tasha Butts, Mickie DeMoss), 2-0 vs. North Carolina (Sylvia Hatchell) and 2-0 Vanderbilt (Carolyn Peck).

■ **Against former Lady Vols as head coaches, Warlick is 9-2**, including 5-2 vs. Nikki [Caldwell] Fargas (LSU), 1-0 vs. Tonya Edwards (Alcorn St.) and 2-0 vs. Jody Adams (Wichita State).

#### COMING BACK FROM INJURIES TAKES TIME

■ Tennessee has three players who missed entire seasons with injuries, and it took time for them to shake off the rust, get stronger, develop strength and gain confidence again on the court.

■ Mercedes Russell (2014-15), Diamond DeShields (2014-15) and Schaquilla Nunn (2015-16) all missed entire seasons, and it has taken varying amounts of time for those players to hit their strides again.

■ Russell and DeShields (aside from missing games due to a hand injury) have displayed consistent production this season.

■ Nunn, especially when she plays extended minutes, appears to be gaining more comfort on the court and in playing with her teammates, resulting in higher productivity.

■ Alexa Middleton and Meme Jackson were plagued by nagging injuries all last season, but both are providing an impact this season with career-best numbers by far.

#### PROGRAM'S THIRD TRIPLE-DOUBLE

■ Jordan Reynolds posted only the third triple-double in Lady Vol history vs. UNCW on Dec. 29, carding a career-high 14 rebounds as well as 11 points and 10 assists.

■ She followed in the footsteps of Shekinna Stricklen (1/3/10 - vs. Oklahoma - 17 points, 13 rebounds, 12 assists) and Shelia Collins (2/8/85 - vs. Florida State - 18 points, 10 rebounds, 10 steals).

■ Reynolds nearly had a triple double the game before, vs. Troy on Dec. 21, tallying a career-high 13 assists, 12 points and eight rebounds for her second career double-double.

■ That 13-assist effort tied for third in UT history for a single game. Only Dawn Marsh (18 on 3/6/88)

and Holly Warlick (14 on 2/12/78) had more.

■ The 13 assists also tied Shannon Bobbitt (vs. Gonzaga, 12/16/07) for most in Thompson-Boling Arena history by a woman.

#### DESIELDS AMONG QUICKEST TO 1000 POINTS

■ Diamond DeShields reached the 1,000-point plateau in her college career vs. LSU on February 21, 2016. She hit a three-pointer with 9:38 to go in the third quarter. She entered the game needing five points to reach 1,000 career points.

■ DeShields became only the sixth player to surpass 1,000 points while in her second season as a Lady Vol and the 45th UT player in a career.

■ The only Lady Vols to have more points after their sophomore seasons at UT are Chamique Holdscraw (1,386), Candace Parker (1,328) and Tamika Catchings (1,274).

■ DeShields scored 648 points as a freshman at North Carolina in 2013-14 before sitting out the 2014-15 season due to NCAA transfer rules.

■ DeShields notched 514 points in 2015-16.

■ **She now has 415 this season, 929 as a Lady Vol and 1,577 overall in 95 college games.**

#### DESIELDS, RUSSELL ON WATCH LISTS

■ Juniors Diamond DeShields and Mercedes Russell earned spots on preseason watch lists.

■ DeShields was included in both the Wade and Naismith Trophy Watch Lists. It marked DeShields' third season being on a Naismith list and second straight season on the Wade list.

■ DeShields also made the John R. Wooden Women's Preseason Watch List and the Ann Meyers Drysdale Award Midseason Watch List.

■ Russell was named to the Naismith Trophy Watch List. It's her first time on any watch list.

■ Both players advanced to the Naismith Top 30 Women's Players List.

■ On Feb. 6, DeShields was named to the Dawn Staley Award Midseason Watch List.

#### PRESEASON KUDOS FOR DESIELDS, RUSSELL

■ Diamond DeShields was named an AP Preseason All-American Honorable Mention selection, the No. 8 choice of ESPN's Preseason Top 25 Players and an All-SEC First Team selection by both the media and coaches.

■ Mercedes Russell was an All-SEC Second Team pick by the league coaches.

#### SIZING UP THE BIG WIN OVER SO. CAROLINA

■ **The victory over #5/4 South Carolina on Jan. 30 was UT's third this season over a top-10 foe. The Lady Vols also defeated #6 Notre Dame (71-61 on Jan. 16), #10 Stanford (59-51 on Dec. 18).**

■ **The win was Tennessee's first over a top-five team on the road since the #4/4 Lady Vols beat #5/5 UConn, 70-64, on Jan. 6, 2007.**

■ **Last time the Lady Vols defeated a top-five team in any location, was when #10/9 UT beat #4/5 South Carolina, 73-61, on March 2, 2014.**

■ It was the highest ranked team an unranked Tennessee team has beaten since toppling #1/1 Old Dominion in Norfolk, Va., 67-64, on Jan. 25, 1985.

■ **The 76 points Tennessee scored vs. the Gamecocks were the most surrendered to an SEC opponent in Columbia since Florida beat the Gamecocks, 77-63, on Jan. 15, 2009.**

■ Tennessee's point total vs. Carolina was its most in the series since hitting 73 in wins at Columbia (1/3/2013) and in Knoxville (3/2/14) in Holly Warlick's first two seasons.

■ The win snapped a three-game losing skid to USC and evened Holly Warlick's record vs. Dawn Staley at 3-3.

■ UT snapped USC's 30-game home SEC win streak, run of 24-straight league games and spree of 30-straight SEC wins (regular season/tourney).



## 2017 SEC LEGEND

PATRICIA "TRISH" ROBERTS



■ Lady Vol all-time great Patricia "Trish" Roberts has been named the University of Tennessee's 2017 SEC Women's Legend. The class will be honored at the 2017 SEC Women's Basketball Tournament, March 1-5, in Greenville, S.C.

■ Roberts helped lead Tennessee to a 28-5 record in 1976-77 and was part of the school's first-ever AIAW Final Four team, a squad that finished third nationally. That team helped propel the Lady Vols to the forefront of women's college basketball.

■ The 6-foot-1 forward/center became UT's first-ever Kodak All-American in 1977 after she averaged 29.9 points and 14.2 rebounds per game and shot 65 percent from the field. Those remain school records, as do her efforts for most points in a game (51), most points in a season (987), most field goals in a game (24), most field goals in a season (428), highest field goal percentage in a career (64.7%), most rebounds in a game (24) and most rebounds in a season (467).

■ Roberts was a U.S. Olympic silver medalist in 1976, played in the 1978 World University Games and was captain of the 1979 U.S. National Team. A professional playing career followed, as did a lengthy career as a coach in both the college and professional ranks.

■ Roberts is an inductee to the Women's Basketball (2000), University of Tennessee (2003) and Georgia Sports Halls of Fame among several others.



**VOL SCHOLAR PATCHES**

■ Six Lady Vols are eligible to wear the Vol Scholar patch, which is an insignia on the uniform that recognizes a student-athlete's academic success.

■ The patch is awarded to sophomore-and-above student-athletes who have earned either a cumulative 3.0 or a semester 3.0 in either of the previous two terms.

■ Diamond DeShields, Kortney Dunbar and Jordan Reynolds already had patches, and Meme Jackson, Schaquilla Nunn and Mercedes Russell are now eligible for patches after the fall semester.

**NARED NAMED SEC CO-PLAYER OF THE WEEK**

■ Tennessee junior forward Jaime Nared, who fired in a career-high 27 points and added five rebounds, three assists and three steals as the Lady Vols upset #4 South Carolina in Columbia on Monday night, was named the SEC Women's Basketball Co-Player of the Week, the league announced on Tuesday.

■ With a full-throated partisan crowd of 13,690 doing its best to discourage her, Nared coolly-hit a pair of free throws with 5.9 seconds remaining to provide the victorious margin.

■ Nared actually hit 5-of-6 free throws in the final 33 seconds to help Tennessee snap a three-game losing skid to USC and end the Gamecocks' 30-game SEC home winning streak.

■ The 6-foot-2 native of Portland, Ore. (Westview H.S.) helped UT make it a 2-0 road swing during the voting period, tallying 16 points and grabbing seven boards on Thursday in an 84-75 win at Florida.

■ For the week, Nared averaged 21.5 points, 6.0 rebounds, 2.0 assists and 2.0 steals, helping the Lady Vols improve to 14-7 overall and 5-3 in league play. Her effort was key in enabling Tennessee to snap a two-game road losing skid in league play and even UT's record at 5-5 away from home this season.

■ Nared became UT's second SEC Player of the Week in 2016-17, following fellow Oregonian Mercedes Russell, who was selected on Jan. 3.

**RUSSELL NAMED SEC PLAYER OF THE WEEK**

■ Mercedes Russell was named the SEC Player of the Week on Jan. 3 after averaging 21.0 ppg. and 10.0 rpg. in wins over UNCW and #17/23 Kentucky.

■ It was Russell's first career POTW honor (she had a Freshman of the Week accolade in 2013-14) and UT's first of the season.

■ She shot .643 for the week, putting up a 10-of-16 effort with 22 points and nine rebounds vs. UK and posting 20 points and 10 boards while connecting on eight-of-12 shots vs. UNCW.

■ The double-double was her eighth of the season, and she had scored 20 or more points on three occasions at that point.

**NARED POSTED FOUR CONSECUTIVE D-Ds**

■ Jaime Nared posted four (consecutive) double-doubles from Nov. 20 to Dec. 4, has seven total this season and has eight for her career.

■ Nared consecutively posted double digits in points and rebounds at Penn State (18 pts., 11 rebs.), at Virginia Tech (11 pts., 10 rebs.), vs. Tennessee State (16 pts., 10 rebs.) and vs. Baylor (19 pts., 11 rebs.) and added more D-Ds vs. Appalachian State (15 pts., 10 rebs.), Troy (21 pts., 14 rebs.) and LSU (26 pts., 10 rebs.).

■ That four-game spree tied for the sixth-longest streak of consecutive double-doubles in UT history.

■ The longest Lady Vol streak of consecutive double-doubles belongs to Isabelle Harrison, who recorded seven consecutive double-doubles from Dec. 14, 2013 to Jan. 9, 2014.

■ Daedra Charles had six straight in 1990-91, while Chamique Holdsclaw (1996-97), Candace Parker (2006-07) and Glory Johnson (2011-12) all recorded streaks of five consecutive double-doubles.

**ALL FIVE SCORING IN DOUBLE FIGURES**

■ Twice this season, all five Tennessee starters have scored in double figures.

■ The most recent occasion came against Vanderbilt on Jan. 5.

■ The other time it occurred was vs. Troy on Dec. 21.

**RECORD FOR MULTIPLE DOUBLE-DOUBLES**

■ The Lady Vols opened with at least one double-double in their first seven games of 2016-17 and now have 20 games with at least one double-double.

■ They recorded multiple double-doubles in four consecutive games for the first time in school history (Penn State, Va. Tech, Tenn. State, Baylor) and then added another vs. Troy when a season-best three Lady Vols accomplished the feat (Nared, Reynolds, Russell).

■ The previous school record for consecutive double-doubles occurred in 1984-85 when the Lady Vols had three consecutive games with multiple double-doubles.

■ This year's streak occurred with pts./rebs. double-doubles vs. Penn State (Jaime Nared, 18/11 & Mercedes Russell, 19/11), Virginia Tech (Russell, 17/14 & Nared, 11/10), Tennessee State (Nared, 16/10 & Diamond DeShields, 15/10) and Baylor (Russell, 22/12 & Nared, 19/11).

■ Valerie Freeman (20 pts., 14 rebs.) and Shelia Collins (18 pts., 11 rebs.) had double-doubles at Kentucky on Feb. 13, 1985. Collins (26 pts., 12 rebs.) and Karla Horton (23 pts., 16 rebs.) followed vs. Vanderbilt on Feb. 16. Horton (13 pts., 11 rebs.) and Kathy Spinks (11 pts., 10 rebs.) had double-doubles vs. South Carolina on Feb. 18, 1985, to conclude the streak.

■ Besides Russell (14) and Nared (7), Diamond DeShields (4), Reynolds (2) and Nunn (1) each have double-doubles, giving UT 28 total for the year, including one of Reynolds' being a triple-double.

**A DEEPER LOOK AT TENNESSEE**

■ Tennessee has been to the NCAA Elite Eight in three of Holly Warlick's first four seasons as a head coach. It's something only one other women's coach (Leon Barmore, Louisiana Tech) has done during a career's first four years.

■ UT has won three SEC titles during the past four years, including two regular season titles (2013, 2015) and a tourney title (2014).

■ The Lady Vols return eight players from last season's NCAA Elite Eight squad and have three newcomers for a roster of 11. Nine of those players will see action this season, while two (Te'a Cooper and Cheridene Green) redshirt due to injury.

■ Last year's unit finished 22-14 overall and 8-8 in SEC play (t7th) but rallied to earn the program's 28th overall NCAA Elite Eight berth.

■ Tennessee has been picked to finish third in the SEC by both the media and the league's coaches, following defending champ South Carolina and 2015-16 runner-up Mississippi State.

■ Diamond DeShields (first team) and Mercedes Russell (second team) were named to the 2016-17 Coaches Preseason All-SEC Team.

■ DeShields also made the five-player Media Preseason All-SEC Team.

■ After ending last season unranked in the AP Poll and 19th in the USA Today Coaches Poll, the Lady Vols opened ranked 13th and 14th, respectively.

■ In other polls, the U.S. Basketball Writers Association had UT 12th; AP, Sporting News and Athlon Sports had UT ranked 13th; the Lady Vols were 14th in the USA Today Coaches Poll and the ESPNW Poll (t14); and Lindy's had the Lady Vols at No. 16.

**UT TOP SEC TEAM IN 2016 NCAA TOURNEY**

■ Tennessee was one of nine Southeastern Conference teams to make the 2016 NCAA tourney.

■ The Lady Vols made it farther than any other league school, advancing to the Elite Eight before falling to Syracuse in Sioux Falls, S.D.

■ The other SEC teams qualifying for the NCAA Tournament and their finishes were Auburn (2nd Rd.), Florida (1st Rd.), Georgia (1st Rd.), Kentucky (Sweet 16), Mississippi State (Sweet 16), Missouri (2nd Rd.) and South Carolina (Sweet 16).

**VACANT CHAIR ON THE BENCH FOR PAT**

■ With legendary Tennessee head coach emeritus Pat Summitt passing away during the offseason on June 28, Holly Warlick decided to honor her former coach, mentor, co-worker and friend by leaving a vacant seat on the Tennessee bench during home games in 2016-17.

■ The orange chair stands out amidst the line of white chairs and includes Summitt's name written on athletic tape. That practice began under Summitt's watch, when student managers used that method to help identify where each person should sit on the Tennessee bench.

**FEWEST POINTS ALLOWED IN GAME SINCE 2011**

■ Tennessee held Tennessee State to only 36 points on Nov. 30.

■ That total was the fewest surrendered by the Lady Vols since beating Stetson, 99-34, on March 19, 2011, in the first round of the NCAA Tournament.

**LADY VOLS HONOR GATLINBURG VICTIMS**

■ The Lady Vols wore Gatlinburg shooting shirts in home games vs. Tenn. State and Baylor and donned Smokey Grey uniforms for the contest at Texas.

■ The gestures were in honor of the people in the town of Gatlinburg and the surrounding area who suffered loss of life, property or both during devastating wind-driven wildfires in late November.

■ Former Lady Vol and Gatlinburg native/resident Lisa McGill Reagan (1975-79) and her family lost their home, and their oldest son also lost his home in the fire.

■ Reagan was a teammate of Holly Warlick's at Tennessee, with both in the starting lineup together for Pat Summitt during the 1976-77 season.

**LADY VOLS FACE CHALLENGING SLATE**

■ Tennessee ranked No. 1 in strength of schedule last season and once again faces one of the nation's most difficult itineraries.

■ Holly Warlick's squad will play 17 regular-season games vs. teams that saw postseason action a year ago, including three NCAA Elite Eight teams (Baylor, Texas, Stanford).

■ The Lady Vols are set to host Baylor and Notre Dame, and both teams are consistently ranked among the top-two slots in early preseason polls.

■ UT also welcomes other top 10 picks in Stanford and Mississippi State and also travels to MSU as well as South Carolina and Texas.

■ Other SEC schools ranked in preseason polls are Kentucky, Missouri, Florida and Auburn.

**FOUR STARTERS RETURN FOR UT**

■ Tennessee returns four starters and eight total letterwinners from last year's squad, which wound up 22-14 but made its way to the NCAA Elite Eight.

■ The Lady Vols' top returnee is 6-1 redshirt junior guard Diamond DeShields, who averaged 14.3 points, 5.2 rebounds, 2.3 assists and 1.6 steals despite an injury that limited her effectiveness.

■ DeShields was named AP All-SEC Second Team and made the SEC and NCAA Sioux Falls Regional All-Tournament Teams.

■ Redshirt junior center Mercedes Russell returns after averaging 9.9 points and 8.3 rebounds, blocking 66 shots (No. 8 season total in UT history) and shooting 55 percent from the field.

■ The 6-6 Russell finished third all-time among UT sophomores with 11 double-doubles, trailing only Candace Parker (21) and Chamique Holdsclaw (16), and made the NCAA Sioux Falls All-Regional

Team after missing all of 2014-15 due to surgery on both feet.

■ Tennessee's other two returning starters are 5-11 senior point guard Jordan Reynolds (4.8 ppg., 4.0 rpg.), led team with 89 assts. vs. 55 turnovers) and 6-2 junior guard/forward Jaime Nared (8.3 ppg., 4.8 rpg. after missing first nine games with a broken hand).

■ Returning non-starters include 6-2 junior forward Kortney Dunbar (3.5 ppg., 1.4 rpg.), 5-9 junior guard Alexa Middleton (3.0 ppg., 1.2 rpg.) and 5-11 sophomore guard/forward Meme Jackson (1.0 ppg., 0.6 rpg.).

#### LADY VOLS LOSE FOUR FROM 2015-16 TEAM

■ Four Lady Vols, all graduates, departed after last season.

■ Bashaara Graves (6-2, F, WNBA 2nd Round Draft Pick) and Nia Moore (6-3, C, playing Poland) concluded their Lady Vol careers.

■ Graves was an AP All-America Honorable Mention and AP All-SEC Second Team selection a year ago (10.9 ppg., 7.5 rpg.).

■ Graves finished third on UT's all-time rebound list with 1,044 and was 19th in scoring at 1,509.

■ Moore averaged 2.0 points and 1.9 rebounds in 24 games, starting five of them.

■ UT also lost 5-9 redshirt junior guard Andraya Carter (4.8 ppg., 2.3 rpg. in 36 games/25 starts) and 6-2 senior forward Jasmine Jones (5.0 ppg., 4.5 rpg. in six games) to injuries that forced an early end to their careers.

■ The four players were part of the first recruiting class for Head Coach Holly Warlick.

■ Graves and Jones earned degrees in sociology, while Moore earned a degree in psychology. Carter finished her undergraduate work in communication studies in August 2015 and began work on a master's in sport psychology during what turned out to be her final season.

■ All of the players but Carter were saluted on Senior Night, when Tennessee defeated Georgia on Feb. 28, 2016, 80-60. Carter didn't announce her decision not to return until Aug. 3, 2016.

#### GRAVES IS 42ND UT PLAYER IN WNBA

■ Bashaara Graves became the 42nd Tennessee player to compete in the WNBA.

■ Graves was chosen with the 22nd overall pick in the second round by the Minnesota Lynx.

■ She became the 37th player in Tennessee history and the sixth coached by Holly Warlick to be drafted by a WNBA team.

■ Graves is the sixth Tennessee student-athlete taken in the Holly Warlick's four years as head coach. Graves joins Kamiko Williams (2013, 2nd round, 15th pick, New York), Meighan Simmons (2014, 3rd round, 26th pick, New York), Isabelle Harrison (2015, 1st round, 12th pick, Phoenix), Ciera Burdick (2015, 2nd round, 14th pick, Los Angeles) and Ariel Massengale (3rd round, 29th pick).

■ Another 2016 graduate, Nia Moore, signed with a foreign team in Poland.

■ During the 2016 WNBA season, nine Lady Vols earned roster spots for all or parts of the year.

#### COOPER, GREEN OUT WITH INJURIES

■ Te'a Cooper, who averaged 8.6 ppg., 1.9 rpg. and 2.1 apg. last season as an SEC All-Freshman performer, suffered a knee injury during the summer and is sitting out the 2016-17 campaign.

■ The 5-8 guard started 15 of 36 games a year ago and was Tennessee's fourth-leading scorer.

■ Cheridene Green, a 6-3 forward who transferred to UT from ASA Junior College in Brooklyn, N.Y., will join Cooper on the sideline this season.

■ A two-time JUCO All-American who averaged 20.5 points, 16.5 rebounds, 3.9 blocks and 2.5 steals per contest as a sophomore, Green suffered a knee injury last year that ended her campaign.

#### NEW ASSISTANT, RECRUITING DIRECTOR

■ Sharrona Reaves joined the staff as an assistant coach and recruiting coordinator after doing the same at West Virginia. She replaced Kyra Elzy.

■ Former UT football administrator Heather Ervin was hired as director of recruiting and player personnel to assist Reaves.

#### SIX MCDONALD'S A-AS ON ROSTER

■ Tennessee has six McDonald's All-Americans on its 2016-17 roster, with five active this season.

■ Those players are Te'a Cooper (injured), Diamond DeShields, Alexa Middleton, Jaime Nared, Jordan Reynolds and Mercedes Russell.

■ Cooper was the 2015 McDonald's All-American Game Co-MVP, scoring 21 points for the West.

■ Russell was the 2013 McDonald's Game MVP, leading the West to victory with 16 points.

■ Nared led the West to a win in 2014 with 15 points but came up just short in MVP voting.

■ Tennessee now has had 27 McDonald's All-Americans on its rosters through the years and will add four more with the 2017 signing class.

#### A LOOK AT UT'S YEARLY RECRUIT RANKINGS

■ Tennessee signed the No. 1 ESPNW HoopGurlz recruiting class for 2017. ProspectsNation.com agrees with that assessment.

■ UT signed the No. 5 ESPNW HoopGurlz recruiting class in 2012, No. 3 in 2013, No. 6 in 2014, No. 13 in 2015 (signed #12 & #49 players) and was not ranked in 2016 after the late signing of three players, including a JUCO All-American and an all-conference graduate transfer.

■ The 2013 class included No. 1 Mercedes Russell, No. 8 Jannah Tucker and No. 42 Jordan Reynolds, but Tennessee added that year's No. 3 recruit, Diamond DeShields, to the mix as a transfer, while Tucker transferred in 2015.

■ The top signees from 2013, 2014 and 2015 are Russell (No. 1), Jaime Nared (No. 6) and Te'a Cooper (No. 12), respectively. Cheridene Green, a 2016 newcomer, is a two-time JUCO All-American.

#### CELEBRATION OF LIFE HONORS LEGEND

■ Pat Summitt, the winningest coach in NCAA Division I basketball history, passed away on June 28, 2016, at the age of 64. She was buried near her hometown of Henrietta, Tenn., on June 30, and a Celebration of Life ceremony was held on July 14 at Thompson-Boling Arena.

■ She was born June 14, 1952, in Clarksville, Tenn.

■ The coaching legend announced on Aug. 23, 2011, that she was battling early-onset dementia, Alzheimer's type.

■ Summitt stepped down as Tennessee's women's basketball coach on April 18, 2012, handing her whistle to her long-time assistant, former player and friend, Holly Warlick.

■ She finished 1,098-208 (.840) in 38 seasons.

■ Summitt's teams made a record-setting 31-consecutive NCAA Tournament appearances, winning eight NCAA National Championships and finishing second five times while playing in 22 NCAA or AIAW Final Fours.

■ She also guided the Big Orange to 16 SEC regular-season titles and 16 SEC Tournament crowns, including victories in the first-ever SEC tourney in 1980 and her final one as head coach in 2012.

#### 2015-16 AWARDS & HONORS

■ The SEC coaches postseason awards were announced on March 1, and Te'a Cooper was named to the SEC Coaches' All-Freshman team.

■ Redshirt junior guard Andraya Carter was named to the SEC Community Service Team.

■ Carter also earned the Arthur Ashe Jr. Female Sports Scholar of the Year as well as the Arthur Ashe Jr. Women's Basketball Award winner.

■ The AP named Diamond DeShields and

Bashaara Graves to its All-SEC Second Team.

■ The AP tabbed Bashaara Graves as an Honorable Mention All-American.

■ Te'a Cooper was named SEC Freshman of the Week on January 26.

■ Graves earned SEC Co-Player of the Week and TSWA Player of the Week on Nov. 24.

■ UT had six on the SEC Academic Honor Roll.

■ The group included Andraya Carter, Diamond DeShields, Kortney Dunbar, Bashaara Graves, Alexa Middleton and Jaime Nared.

#### LADY VOLS HAVE WON 35 SEC TITLES

■ Tennessee has won a combined total of 35 SEC Championships, claiming its 18th all-time SEC regular-season title in 2015-16.

■ That regular season co-championship came on the heels of UT's SEC Tournament title in 2013-14.

■ The Lady Vols have won SEC regular-season championships in four of the past seven seasons.

■ UT has 17 league tournament titles to its credit, including three straight from 2010 to 2012 and four of the last seven.

■ Since 1985, there have been only six seasons where Tennessee didn't win at least a regular season or tournament title. Those came in 1986, 1987, 1991, 1997, 2009 and 2016.

■ The Lady Vols have swept SEC regular-season and tournament championships on eight occasions. Those years were 1980, 1985, 1994, 1998, 1999, 2000, 2010 and 2011.

■ Tennessee stands first in regular season and tournament titles in conference history with Georgia ranking second with seven regular season trophies and Vanderbilt standing sixth in tourney hardware with six pieces.

#### UT HAS BEEN IN ALL 35 NCAA TOURNEYS

■ Tennessee is the only team to have played in all 35 NCAA Div. I women's basketball tournaments.

■ The Lady Vols are 123-27 all-time in NCAA play, advancing to the Elite Eight in three of the past four seasons.

■ UT's been to 34 Sweet 16s, 28 Elite Eights and 18 NCAA Final Fours in 35 seasons of NCAA play.

#### SUCCESSFUL START AS HEAD COACH

■ Holly Warlick's 108-34 record (.761) gave her the seventh-highest victory total ever recorded during the first four years on the job by an NCAA Division I women's basketball coach.

■ She won 27 in 2012-13, 29 in 2013-14, 30 in 2014-15 before a 22-win season in 2015-16.

■ Entering the season, Warlick's career (.761) and SEC (.781, 50-14) winning percentages ranked her first among all SEC women's head coaches.

■ Her Lady Vols made it to the NCAA Elite Eight in 2013, 2015 and 2016, making Warlick and Leon Barmore of La. Tech (retired) the only skippers to direct their programs to three NCAA Elite Eight s in their first four seasons as head coaches.

■ Tennessee has claimed three SEC trophies in Warlick's first four seasons, winning regular-season crowns in 2013 and 2015 and claiming the tournament title in 2014.



► THE LAST TIME

**LAST TIME A TENNESSEE PLAYER...**

Scored 30 points ..... Feb. 5, 2017 vs. Georgia, Diamond DeShields, 34, (UGA 81, UT 78)  
 Scored 40 points ..... Mar. 3, 1985 vs. Mississippi, Shelia Collins, 40, (UT 79, UM 71)  
 Scored 50 points ..... Nov. 13, 1976 vs. Kentucky, Patricia Roberts, 51, (UT 107, UK 53)  
 Had 20 rebounds ..... Mar. 19, 2012 vs. DePaul, Glory Johnson, 21, (UT 63, DU 48)  
 Had 25 rebounds ..... Never  
 Had 10 assists ..... Dec. 29, 2016 vs. UNCW, Jordan Reynolds, 10, (UT 90, UNCW 54)  
 Had 15 assists ..... Mar. 6, 1988 vs. Georgia, Dawn Marsh, 18, (UT 82, UG 76)  
 Had 7 blocks ..... Jan. 3, 2013 at South Carolina, Isabelle Harrison, 7, (UT 73, SC 53)  
 Had 10 blocks ..... Feb. 22, 2010 vs. LSU, Kelley Cain, 12, (UT 70, LSU 61)  
 Had 7 steals ..... Dec. 2, 2015 vs. ETSU, Diamond DeShields, 7, (UT 85, ETSU 49)  
 Had 10 steals ..... Jan. 14, 1996 at Kentucky, Michelle Marciniak, 11, (UT 60, UK 45)  
 Made 5+ three-pointers ..... Dec. 21, 2016 vs. Troy, Alexa Middleton, 7, (UT 110, TROY 84)  
 Made 8 three-pointers ..... Mar. 1, 2015 vs. Vanderbilt, Ariel Massengale, 8, (UT 79, VU 49)  
 Made 10 three-pointers ..... Never  
 No Lady Vol scored in double figures ..... Mar. 29, 2002 vs. Connecticut (UCONN 79, UT 56)  
 Eight Lady Vols in double figure scoring ..... Nov. 29, 2002 vs. Puerto Rico-Mayaguez (UT 136, PRM 26)  
 Seven Lady Vols in double figure scoring ..... Dec. 17, 2003 vs. DePaul (UT 96, DU 89)  
 Six Lady Vols in double figure scoring ..... Dec. 21, 2016 vs. Troy (UT 110, TROY 84)  
 Five Lady Vols in double figure scoring ..... Jan. 26, 2017 at Florida (UT 84, UF 75)  
 Four Lady Vols with double-digit rebounds ..... Dec. 14, 2013 vs. Troy (UT 103, TU 64)  
 Three Lady Vols with double-digit rebounds ..... Nov. 30, 2016 vs. Tennessee State (UT 86, TSU 36)  
 Three Lady Vols with 20+ points ..... Dec. 29, 2016 vs. UNCW (UT 90, UNCW 54)  
 Four Lady Vols with double-doubles ..... Nov. 14, 2014 vs. Penn (UT 97, UP 52)  
 Three Lady Vols with double-doubles ..... Dec. 21, 2016 vs. Troy (UT 110, TROY 84)  
 Had a triple-double ..... Dec. 29, 2016 vs. UNCW, Jordan Reynolds, 11 pts, 14 rebs, 10 asts (UT 90, UNCW 54)

**LAST TIME TENNESSEE...**

Scored 100 points ..... Dec. 21, 2016 vs. Troy (UT 110, TROY 84)  
 Scored 90 points ..... Jan. 22, 2017 vs. Vanderbilt (UT 91, VU 63)  
 Scored 60 points or less ..... Feb. 12, 2017 vs. Texas A&M (TAMU 61, UT 59)  
 Scored 50 points or less ..... March 5, 2016 vs. Mississippi State (MSU 58, UT 48)  
 Scored 40 points or less ..... Feb. 19, 1972 at UNC Greensboro (UNCG 51, UT 36)  
 Shot 60 percent FG ..... Jan. 30, 2014 vs. Arkansas, .622 (28-45), (UT 70, ARK 60)  
 Shot 55 percent FG ..... Dec. 29, 2016 vs. UNCW, .581 (36-62), (UT 90, UNCW 54)  
 Shot 40 percent FG or lower ..... Feb. 12, 2017 vs. Texas A&M, .381 (24-63), (TAMU 61, UT 59)  
 Shot 30 percent FG or lower ..... March 5, 2016 vs. Mississippi State, .281 (18-64), (MSU 58, UT 48)  
 Shot 25 percent FG or lower ..... Dec. 14, 2010 at Baylor, .250 (18-72), (BU 65, UT 54)  
 Won 20 games in a row ..... Dec. 19, 2010-Mar. 28, 2011 25-game streak  
 Won 15 games in a row ..... Dec. 19, 2010-Mar. 28, 2011 25-game streak  
 Won 10 games in a row ..... Dec. 3, 2014-Jan. 15, 2015 11-game streak  
 Lost 3 games in a row ..... Feb. 5, 1986-Feb. 10, 1986, 3-game streak  
 Lost 5 games in a row ..... Jan. 28, 1970-Jan. 22, 1971, 5-game streak  
 Won 60 home games in a row ..... Feb. 2, 1991-Jan. 6, 1996, 69-game streak  
 Won 50 home games in a row ..... Feb. 2, 1991-Jan. 6, 1996, 69-game streak  
 Won 40 home games in a row ..... Feb. 22, 2009-Feb. 2, 2012, 45-game streak  
 Won 10 road games in a row ..... Jan. 2, 2008-Dec. 14, 2008, 19-game streak  
 Won 15 road games in a row ..... Jan. 23, 2000-Jan. 27, 2002, 26-game streak  
 Won 20 road games in a row ..... Jan. 23, 2000-Jan. 27, 2002, 26-game streak  
 Won 25 road games in a row ..... Jan. 23, 2000-Jan. 27, 2002, 26-game streak  
 Lost 3 road games in a row ..... Nov. 20, 2016-Dec. 11, 2016, 3-game streak  
 Lost 5 road games in a row ..... Jan. 14, 2016-Feb. 7, 2016, 5-game streak  
 Gave up 100 points ..... Mar. 6, 1987 vs. Auburn (AU 102, UT 96)  
 Gave up 90 points ..... Feb. 9, 2012 vs. Vanderbilt (VU 93, UT 79)  
 Gave up 60 points or less ..... Feb. 2, 2017 vs. LSU (UT 77, VU 58)  
 Gave up 50 points or less ..... Nov. 30, 2016 vs. Tennessee State (UT 86, TSU 36)  
 Gave up 40 points or less ..... Nov. 30, 2016 vs. Tennessee State (UT 86, TSU 36)  
 Defeated Top 5 Team At Home ..... March 2, 2014 vs. #4/5 South Carolina (UT 73, SC 61)  
 Defeated Top 5 Team On The Road ..... Jan. 30, 2017, at #4/4 South Carolina (UT 76, SC 74)  
 Defeated Top 10 Team At Home ..... Jan. 16, 2017 vs. #6/6 Notre Dame, (UT 71, ND 69)  
 Defeated Top 10 Team On The Road ..... Jan. 30, 2017, at #4/4 South Carolina (UT 76, SC 74)  
 Lost To An Unranked Team ..... Feb. 16, 2017 at Alabama (UA 65, UT 57)

**LAST TIME AN OPPOSING PLAYER...**

Scored 30 points ..... Jan. 26, 2017, Ronni Williams, Florida, 31 (UT 84, UF 75)  
 Scored 40 points ..... Dec. 20, 2011, Nneka Ogumike, Stanford, 42, (SU 97, UT 80)  
 Scored 50 points ..... Never  
 Had 20 rebounds ..... Dec. 21, 2013, Chiney Ogumike, Stanford, 20, (SU 76, UT 70)  
 Had 25 rebounds ..... Never  
 Had 10 assists ..... Feb. 12, 2017, Curtyce Knox, Texas A&M, 10 (TAMU 61, UT 59)  
 Had 15 assists ..... Never  
 Made 5+ three-pointers ..... Dec. 21, 2016, Claesa Banks, Troy, 5 (UT 110, TROY 84)  
 Made 8 three-pointers ..... Dec. 21, 1992, Molly Goodenbour, Stanford, 9, (UT 84, SU 79)  
 Made 10 three-pointers ..... Never  
 No opposing player scored in double figures ..... Nov. 30, 2016 vs. Tennessee State (UT 86, TSU 36)

**LAST TIME AN OPPONENT...**

Shot 60 percent FG ..... Nov. 25, 2004, Texas, .604 (29-48), (TX 74, UT 59)  
 Shot 55 percent FG ..... Jan. 19, 2015, #6/7 Notre Dame, .582 (32-55), (ND 88, UT 77)  
 Shot 50 percent FG ..... Jan. 19, 2016 at Auburn, .508 (32-63), (AU 79, UT 61)  
 Shot 40 percent FG or lower ..... Feb. 16, 2017 at Alabama, .352 (25-71), (UA 65, UT 57)  
 Shot 30 percent FG or lower ..... Nov. 30, 2016 vs. Tennessee State, .200 (13-65), (UT 86, TSU 36)  
 Shot 20 percent FG or lower ..... Nov. 30, 2016 vs. Tennessee State, .200 (13-65), (UT 86, TSU 36)

► SEASON HONORS

**2016-17 HONORS**

**DIAMOND DESHIELDS**

- Naismith Trophy Preseason & Top-30 Player Watch List
- Dawn Staley Award Midseason Watch List
- Ann Meyers Drysdale Award Midseason Watch List
- espnW NCAA WBB Media Day “Starting Five”
- Media Preseason All-SEC Team
- Coaches Preseason All-SEC First Team
- Wade Trophy Preseason Watch List
- John R. Wooden Award Preseason Watch List

**KORTNEY DUNBAR**

- Omicron Delta Kappa Leadership Society

**JAIME NARED**

- SEC Player of the Week (1/31/17)
- VOLeaders Academy

**MERCEDES RUSSELL**

- Naismith Trophy Preseason & Top-30 Player Watch List
- SEC Player of the Week (1/3/17)
- College Sports Madness SEC Player of the Week (1/3/17)
- Coaches Preseason All-SEC Second Team





► 2016-17 SUPERLATIVES

ATTENDANCE SUMMARY

	Games	Totals	Average
Home	14	126,277	9,019
Away	12	49,999	4,166
Neutral	0	-	-
Total	26	176,276	6,779

■ UT's RECORD WHEN...

Leading after one quarter.....	11-3
Trailing after one quarter.....	5-7
Tied after one quarter.....	0-0
Leading at halftime.....	13-3
Trailing at halftime.....	2-7
Tied at halftime.....	1-0
Leading after three quarters.....	13-3
Trailing after three quarters.....	2-7
Tied after three quarters.....	1-0
Leading with 5:00 remaining.....	15-2
Trailing with 5:00 remaining.....	1-8
Tied with 5:00 remaining.....	0-0
In Overtime.....	0-1
Tennessee out-rebounds opponent.....	12-6
Tennessee is out-rebounded.....	4-4
Same amount of rebounds.....	0-0
Tennessee commits more turnovers.....	6-6
Opponent commits more turnovers.....	9-2
Same amount of turnovers.....	1-2
Tennessee shoots 50 percent or better.....	7-0
Opponent shoots 50 percent or better.....	0-1
Tennessee shoots 50 percent or less.....	9-10
Opponent shoots 50 percent or less.....	16-9
Tennessee shoots better than opponent.....	15-3
Opponent shoots better than Tennessee.....	1-7
Same shooting percentage.....	0-0
Tennessee has more free-throw attempts.....	16-3
Opponent has more free-throw attempts.....	0-6
Same amount of free-throw attempts.....	0-1
Tennessee bench outscores opponent bench.....	8-1
Opponent bench outscores Tennessee bench.....	8-9
Benches score the same.....	0-0
Tennessee scores less than 50.....	0-0
Tennessee scores between 50-59.....	1-3
Tennessee scores between 60-69.....	0-6
Tennessee scores between 70-79.....	6-1
Tennessee scores between 80-89.....	5-0
Tennessee scores between 90-99.....	3-0
Tennessee scores 100 or more.....	1-0
Opponent scores less than 50.....	1-0
Opponent scores between 50-59.....	7-0
Opponent scores between 60-69.....	6-4
Opponent scores between 70-79.....	2-4
Opponent scores between 80-89.....	1-2
Opponent scores between 90-99.....	0-0
Opponent scores 100 or more.....	0-0
In November.....	4-2
In December.....	4-2
In January.....	6-3
In February.....	2-3
In March.....	0-0
In April.....	0-0
On Monday.....	2-0
On Tuesday.....	1-0
On Wednesday.....	3-0
On Thursday.....	5-3
On Friday.....	1-0
On Saturday.....	0-0
On Sunday.....	4-7

Margin of Victory/Defeat

	1	2	3	4	5	6	7	8	9	10	11-15	16-19	20-24	25+
Wins	-	2	-	-	-	-	1	1	1	-	3	1	-	7
Losses	-	1	1	1	2	-	-	1	-	1	1	1	1	-

Most First Quarter Points

Tennessee	35	vs. Troy (12/21/16)
Opponents	25	vs. Notre Dame (1/16/17)

Most Third Quarter Points

Tennessee	27	vs. UNCW (12/29/16)
Opponents	27	at Va. Tech (11/27/16)

Fewest First Quarter Points

Tennessee	8	at Georgia (2/5/17)
Opponents	7	at Vanderbilt (1/5/17)

Fewest Third Quarter Points

Tennessee	6	at Auburn (1/19/17)
Opponents	7	vs. UNCW (12/29/16)

Largest First Quarter Lead

Tennessee	20	vs. Troy (12/21/16)
Opponents	14	vs. Baylor (12/4/16)

Largest Third Quarter Lead

Tennessee	38	vs. Tenn. State (11/30/16)
Opponents	27	vs. Baylor (12/4/16)

Most Second Quarter Points

Tennessee	28	at JMU (11/11/16)
Opponents	28	at Auburn (1/19/17)

Most Fourth Quarter Points

Tennessee	38	vs. Troy (12/21/16)
Opponents	27	vs. Troy (12/21/16)

Fewest Second Quarter Points

Tennessee	6	at Penn St. (11/20/16)
Opponents	6	at Ole Miss (1/12/17)

Fewest Fourth Quarter Points

Tennessee	5	vs. Texas A&M (2/12/17)
Opponents	5	vs. Navy (11/13/16)

Most First Half Points

Tennessee	56	vs. Vanderbilt (1/22/17)
Opponents	48	vs. Baylor (12/4/16)

Most Second Half Points

Tennessee	63	vs. Troy (12/21/16)
Opponents	42	vs. Troy (12/21/16)

Fewest First Half Points

Tennessee	20	at Penn St. (11/20/16)
Opponents	18	vs. Tenn. State (11/30/16)

Fewest Second Half Points

Tennessee	21	vs. Texas A&M (2/12/17)
Opponents	18	vs. Tenn. State (11/30/16)

Largest Halftime Lead

Tennessee	30	vs. Tenn. State (11/30/16)
Opponents	20	vs. Baylor (12/4/16)

Largest Margin of Victory

Tennessee	50	vs. Tenn. State (11/30/16)
Opponents	22	vs. Baylor (12/4/16)

Jump Balls Controlled

Tennessee	20
Opponents	8

Mercedes Russell	3
Meme Jackson	2
Schaquilla Nunn	1

Alexa Middleton	2
Meme Jackson	1

Scored UT's First Points

Diamond DeShields	8
Jordan Reynolds	7
Jaime Nared	6
Mercedes Russell	4
Schaquilla Nunn	1

**Blocks Leader\***

Mercedes Russell	14
Diamond DeShields	12
Kortney Dunbar	3
Jaime Nared	3
Schaquilla Nunn	3
Alexa Middleton	2
Kamera Harris	1
Jordan Reynolds	1

**5+ Steals**

Alexa Middleton	1
-----------------	---

How Scored First Points

Jump Shot	12
Lay-up	8
3-Pointer	4
Free Throw	2

**10+ Points**

Mercedes Russell	25
Diamond DeShields	21
Jaime Nared	21
Jordan Reynolds	11
Alexa Middleton	8
Schaquilla Nunn	5
Meme Jackson	3
Kortney Dunbar	1

**3+ 3-Pointers**

Alexa Middleton	4
Diamond DeShields	3
Jaime Nared	3
Kortney Dunbar	1
Meme Jackson	1

First Off UT Bench^

Alexa Middleton	19
Schaquilla Nunn	5
Meme Jackson	3
Kortney Dunbar	1

**15+ Points**

Mercedes Russell	20
Diamond DeShields	17
Jaime Nared	15
Alexa Middleton	5
Meme Jackson	2
Schaquilla Nunn	1

**Double-Doubles**

Mercedes Russell	14
Jaime Nared	7
Diamond DeShields	4
Jordan Reynolds	2
Schaquilla Nunn	1

**Points Leader\***

Diamond DeShields	9
Mercedes Russell	8
Jaime Nared	7
Alexa Middleton	3

3-Points Leader\*

Alexa Middleton	9
Jaime Nared	9
Diamond DeShields	6
Meme Jackson	6
Kortney Dunbar	4
Jordan Reynolds	3

**20+ Points**

Diamond DeShields	9
Jaime Nared	6
Mercedes Russell	5
Alexa Middleton	3
Meme Jackson	1

**Free Throws in Final Four Minutes^**

Diamond DeShields	8-8
Jaime Nared	19-22
Schaquilla Nunn	5-6
Alexa Middleton	9-12
Jordan Reynolds	9-12
Mercedes Russell	5-8
Meme Jackson	4-8
Kamera Harris	1-2

Reb. Leader\*

Mercedes Russell	15
Diamond DeShields	4
Jordan Reynolds	4
Jaime Nared	3
Schaquilla Nunn	2

30+ Points

Diamond DeShields	1
-------------------	---

Assists Leader\*

Jordan Reynolds	16
Diamond DeShields	12
Alexa Middleton	3
Meme Jackson	1

**10+ Rebounds**

Mercedes Russell	14
Jaime Nared	7
Diamond DeShields	4
Schaquilla Nunn	2
Jordan Reynolds	1

**Charges Drawn**

Diamond DeShields	8
Jaime Nared	3
Schaquilla Nunn	3
Mercedes Russell	2
Alexa Middleton	1

10 Second Violations Caused

Diamond DeShields	3
-------------------	---

Wire-to-Wire Wins

Mercedes Russell	1
------------------	---

Technical Fouls

Mercedes Russell	1
------------------	---

\* Includes all ties

^ Also includes all of OT

## ▶ HEAD COACH HOLLY WARLICK



## ■ THE WARLICK FILE

**Born:** June 11, 1958

**Education:**

Bearden High School (Knoxville, Tenn.), '76  
B.S., Tennessee, '81  
M.S., Virginia Tech, '83

**Playing Career:**

University of Tennessee (1976-80): three-time All-American, Women's Basketball Hall of Fame inductee, 1980 Olympic Team, first player at UT to have her jersey (#22) retired

As she spends her fifth season at the helm of the Tennessee Lady Volunteers, Holly Warlick already has built a very impressive résumé in her young head coaching career. Her worksheet contains accomplishments few coaches have achieved in their entire careers, much less as first-time head coaches.

Those successes, indeed, confirm that Warlick was the right choice to take the reins at Tennessee and that she and her staff have the chops to run a championship program. A disciple of the late Pat Summitt, Warlick has maintained the core values of her former coach, co-worker and friend while at the same time employing her own personality, style and competitive energy to coach today's players.

Whether as an All-America player from 1976-80, an assistant and associate head coach for 27 seasons from 1985 to 2012, or head coach from 2012 to present, Warlick has thrived during her more than three decades in the spotlight at Rocky Top. She enters her fifth year as head coach and 36th season of overall affiliation with the program hoping to build upon last season's NCAA Elite Eight finish.

Vice Chancellor and Director of Athletics Dave Hart named Warlick head coach of the Lady Vols on April 18, 2012, as women's hoops legend Pat Summitt stepped into the role of head coach emeritus. In a touching and symbolic gesture the following day at a press conference announcing the changes, Summitt presented her coaching whistle to her long-time aide and former floor general.

Since that day, Warlick has proven that she was up to the monumental task. Despite being picked to finish as low as fifth in the SEC and 20th nationally, her first squad won the 2013 SEC regular season title and made the NCAA Elite Eight, finishing 27-8/14-2 despite injuries that forced players to miss a combined 53 games. Her 2014 edition went 29-6/13-3, winning an SEC Tournament title and making it to the NCAA Sweet 16.

In 2015, her third team reached the 30-win plateau at 30-6/15-1, claiming a share of the regular-season SEC crown and charting the second NCAA Elite Eight appearance in her three seasons. A year ago, UT took a while to find its way, but Warlick's fourth edition (22-14) did just that and posted another Elite Eight showing at season's end.

During Warlick's first four seasons, six Lady Vols have been taken in the WNBA Draft. Bashaara Graves (2nd Rd.) went in 2016; Isabelle Harrison (1st Rd.), Cierra Burdick (2nd Rd.) and Ariel Masengale (3rd Rd.) were chosen in 2015; Meighan Simmons (3rd Rd.) was taken in 2014 and Kamiko Williams (2nd Rd.) was selected in 2013. Simmons was twice named SEC Player of the Year (2013, 2014) during her UT career.

On the international scene, Warlick became a gold medal coach, and two of her players joined her in earning that hardware. Warlick served as an assistant coach, while Mercedes Russell and Diamond DeShields played on the undefeated (6-0) 2015 USA World University Games Team in South Korea.

From 2012-16, Tennessee also has produced in the classroom, with 13 players earning a total of 26 spots on the SEC Academic Honor Roll. In 2015, Cierra Burdick became Warlick's first CoSIDA Academic All-American, garnering second-team honors and also earned UT Torchbearer, the most prestigious accolade a Tennessee student can receive.

Warlick has been recognized personally for her performance. In 2013, members of the Women's Basketball Coaches Association named her the Spalding Maggie Dixon Division I Rookie Coach of the Year. She was selected by the AP and league coaches as the 2013 SEC Women's Basketball Coach of the Year, and members of the Tennessee Sports Writers Association also chose her as TSWA Women's Basketball Coach of the Year that season.

Warlick and her staff also continue to build for the future on the recruiting trail. They have welcomed seven McDonald's All-Americans in four seasons and feature two of the top three players in the 2013 signing class in Russell and DeShields as well as a top-10 player in Jaime Nared (No. 6, 2014). Te'a Cooper, a 2015 signee, was considered a top 5 player by several rating services.

After Warlick helped shape the direction of Lady Vol basketball as an assistant on Summitt's staff for more than a quarter of a century, the pupil took on greater responsibility and oversaw daily supervision of the basketball office during the 2011-12 season. She also handled a large measure of the media obligations after Summitt's Aug. 23, 2011, announcement regarding the diagnosis of early onset dementia, "Alzheimer's type."

Providing an excellent example of how people rally around each other, the Tennessee staff members pulled together remarkably in the face of that adversity. The end result was a 27-9 overall record, an SEC Tournament Championship and advancement to the NCAA Regional Final.

It's worth noting that Warlick was by Summitt's side, either as a player or an assistant, for 949 of the coach's NCAA-record 1,098 wins and all eight NCAA National Championships. Her value to the program has been evident for some time, as she had held the role of associate head coach since the 2005-06 campaign.

The WBCA also had recognized Warlick's contributions to Tennessee's success through the years, naming Warlick the nation's top assistant coach after she helped lead UT to its seventh national title in 2007. The NCAA Division I women's basketball coaches also recognized Warlick as one of the nation's top assistants in 1998, ranking her prominently in The Women's Basketball Journal poll.

In addition to the NCAA title and coaching honor in 2007, Warlick also teamed up for the first time with former fellow Lady Vol player and assistant Nikki (Caldwell) Fargas, the current head coach at LSU, to pursue her other passion. That pursuit is riding a motorcycle and raising money for the fight against breast cancer.

## FEW BEGIN CAREERS WITH SUCCESS LIKE THIS

• *Holly Warlick's 108-34 record (.761) gave her the seventh-highest victory total ever recorded during the first four years on the job by an NCAA Division I women's basketball coach.*

• *Warlick became the 17th women's basketball coach to win 100 games in her first four seasons at the NCAA Division I level when UT beat Arkansas, 75-57, on Feb. 4, 2016. She's only the sixth since 1992 to do that.*

• *She joined the legendary Leon Barmore of Louisiana Tech as the only skippers to direct their programs to three NCAA Elite Eight appearances in their first four seasons as head coaches.*

• *Entering 2016-17, Warlick's career (.761) and SEC (.781, 50-14) winning percentages ranked her first among all SEC women's head coaches.*

• *Her Lady Vols made it to the NCAA Elite Eight in 2013, 2015 and 2016, and may have extended their runs had it not been for some key injuries the past two seasons.*

• *Tennessee has claimed three SEC trophies in Warlick's first four seasons, winning regular-season crowns in 2013 and 2015 and claiming the tournament title in 2014.*

• *Warlick has continued the Lady Vols' 100-percent graduation rate for players who have completed their collegiate careers at Tennessee.*

• *Since becoming head coach, six of her players have been taken in the WNBA Draft. Three, including a first-rounder, were taken in 2015.*

Warlick and Fargas created the Champions For A Cause Foundation, a long haul motorcycle ride dedicated to raising funds and awareness for a cure for breast cancer. The charitable organization has raised and donated more than \$150,000. Past trips include the inaugural ride from San Francisco to Knoxville as well as trips from the Badlands to Las Vegas and from Knoxville to Key West, Fla., New Orleans, Niagara Falls and, most recently in 2013 and 2014, Panama City, Fla.

On Feb. 10, 2008, Warlick and Fargas presented a \$10,000 check to the late N.C. State Head Coach Kay Yow and the Kay Yow/WBCA Cancer Fund. At Tennessee's "Live Pink, Bleed Orange" game vs. Vanderbilt on Feb. 17, 2013, three checks worth \$15,000 were presented by Champions for a Cause to the UT Breast Health Outreach Program, Kay Yow Cancer Foundation and the Brady James Foundation to help raise money for breast cancer research. Those presentations to organizations have become an annual event, thanks to fundraising efforts and the generosity of many.

Warlick also presented a special pink basketball to her sister, Marion Ferrill, prior to the start of that game in 2013. Ferrill was diagnosed with breast cancer in the fall of 2012 and was pronounced cancer free on Sept. 30 after undergoing surgery shortly after her diagnosis.

With all of her accomplishments in coaching and in her charitable endeavors it might be easy to overlook the fact that Warlick left just as powerful a mark on women's hoops as a player at UT.

It doesn't seem that long ago that the charismatic Knoxville native was flying up and down the court as an All-America Lady Vol point guard.

For more than three decades, Warlick has been considered the finest point guard ever to play for the Lady Vols. In addition to being selected to the CONVERSE/Lady Vol Team of the Decade for the 1980s in January of 1994, five different halls of fame opened their doors to her.

On Feb. 27, 2004, she was inducted into the Tennessee Sports Hall of Fame. In October 2002, she became a member of the University of Ten-



nessee Lady Vol Hall of Fame in the second class of inductees. In June 2001, the Women's Basketball Hall of Fame selected Warlick as one of 10 inductees enshrined into the Hall for the Class of 2001. For the hometown girl, who grew up in the Rocky Hill section of Knoxville and graduated from Bearden High School, it was a dream-come-true.

In the summer of 1994, Warlick gained admission to her first hall of fame. She was honored as one of the City of Knoxville's finest all-time athletes with her inclusion in the Greater Knoxville Sports Hall of Fame.

Including the 2015-16 season, Warlick has invested 35 years in the program, having helped shape UT into a national powerhouse with tenure as both a player and a coach. Warlick's expertise and major contributions to the team as an assistant came from her work with the guards. Simmons, Ariel Massengale, Shekinna Stricklen, Kara Lawson, Angie Bjorklund and Shanna Zolman are just a few of the successful players Warlick helped recruit and coach as an assistant coach.

Warlick's association with the Lady Vols started in 1976 when she joined the program as a scholarship 400-meter track athlete who ended up walking on to the basketball team. Soon, she would become the most prolific player in the history of Tennessee Lady Vol basketball.

Warlick was the first player in Tennessee athletics (men or women) to have her jersey retired (number 22) at the end of her career in 1980. Bearden, her prep alma mater in Knoxville, retired Warlick's high school jersey (also No. 22) prior to a home football game on Oct. 26, 2012.

Known as a play-making wiz during her four years as UT's point guard, Warlick was once tabbed the "best player in the South." As a rookie, Warlick helped lead the Lady Vols to their first Final Four appearance in school history in 1977. She had no trouble adjusting her enthusiasm and knowledge of the game into the coaching role.

In 19 of the past 35 years Warlick has been affiliated with UT, she has found herself at the Final Four as a player (1977, 1979, 1980) or as a coach (1986, 1987, 1988, 1989, 1991, 1995, 1996, 1997, 1998, 2000, 2002, 2003, 2004, 2005, 2007 and 2008). Her best Final Four showing as a player was national championship runner-up in her senior season. As a coach, she has helped the Lady Vols grab the brass ring all eight times (1987,

1989, 1991, 1996, 1997, 1998, 2007 and 2008).

A three-time All-American while playing for Summitt from 1976-80, Warlick previously held UT records for most assists in a game (14), most steals in a contest (nine), most assists in a season (225) and most games in a career (142). She continues to hold the Lady Vol single-season steals record with 141 in 1978-79.

Warlick possesses vast international playing experience as well. In addition to being a member of the 1980 U.S. Olympic Team, which did not compete in the Moscow Olympics, Warlick and the 1980 U.S. team won gold at the 1980 FIBA Olympic Qualifying Tournament.

She also captured a gold medal playing for the USA at the 1979 FIBA World Championship, marking the first gold medal for the USA at the FIBA World Championships since 1957 and breaking a streak of five-straight golds by the USSR, a silver medal at the 1979 Pan American Games and gold at the 1979 R. William Jones Cup. Additionally, she served as a player representative on the USA BASKETBALL council and was a member of the USOC Advisory Council for Basketball.

In recognition of being a former Olympian, Warlick earned the distinct honor of running the Olympic torch through Knoxville as it made its way to the 1996 Olympic Games in Atlanta, Ga. Post-collegiately, she was a WPBL All-Star, leading the Nebraska Wranglers to the championship of the Women's Professional Basketball League in 1981.

Prior to joining the Tennessee staff for the 1985-86 season, Warlick gained experience at two other stops on the coaching circuit. She was an assistant coach at Virginia Tech from 1981-83 and an assistant from 1983-85 at Nebraska.

A native of Knoxville, Warlick earned her B.S. in marketing from Tennessee in 1981 and her master's degree in athletic administration from Virginia Tech in 1983. Warlick added "biker" to her vitae in 2001. To commemorate her induction into the Women's Basketball Hall of Fame, a number of Warlick's friends got together and presented her with a Harley-Davidson "Sportster" motorcycle. Just six years later, Warlick already was using her love of the bike towards a greater cause, establishing the Champions For A Cause Foundation with Fargas.

**WARLICK YEAR-BY-YEAR**

SCHOOL	YEARS	RECORD
<b>at Tennessee</b> <i>(player)</i>	1976-77	28-5
	1977-78	27-4
	1978-79	30-9
	1979-80	33-5
<b>Totals</b>	<b>4 years</b>	<b>118-23</b>
<b>at Virginia Tech</b> <i>(assistant)</i>	1981-82	16-12
	1982-83	13-12
	<b>Totals</b>	<b>2 years</b>
<b>at Nebraska</b> <i>(assistant)</i>	1983-84	16-12
	1984-85	10-18
<b>Totals</b>	<b>2 years</b>	<b>26-30</b>
<b>at Tennessee</b> <i>(assistant)</i>	1985-86	24-10
	1986-87	28-6
	1987-88	31-3
	1988-89	35-2
	1989-90	27-6
	1990-91	30-5
	1991-92	28-3
	1992-93	29-3
	1993-94	31-2
	1994-95	34-3
	1995-96	32-4
	1996-97	29-10
	1997-98	39-0
	1998-99	31-3
	1999-00	33-4
	2000-01	31-3
	2001-02	29-5
2002-03	33-5	
<i>(associate head)</i>	2003-04	31-4
	2004-05	30-5
	2005-06	31-5
	2006-07	34-3
<i>(head coach)</i>	2007-08	36-2
	2008-09	22-11
	2009-10	32-3
	2010-11	34-3
	2011-12	27-9
	2012-13	27-8
	2013-14	29-6
	2014-15	30-6
	2015-16	22-14
	2016-17	16-10
<b>Totals</b>	<b>31 years</b>	<b>955-166</b>

**As Head Coach At UT:** 124-44 (.738) - 5th year  
**As Asst./Assoc. HC At UT:** 831-122 (.872) - 27th year  
**As Coach At UT:** 955-166 (.852) - 32nd year  
**As Player At UT:** 118-23 (.837) - 4 years  
**Overall At UT:** 1,073-189 (.850) - 36th year  
**As Assistant Elsewhere:** 55-54 (.505) - 4 years  
**Overall As A Coach:** 1,010-220 (.821) - 36th year  
**Combined As Player/Coach:** 1,128-243 (.823) - 40th yr.

**HONORS AS HEAD COACH**

- 2013 Spalding Maggie Dixon Division I Rookie Coach of the Year.
- 2013 AP & Coaches SEC Coach of the Year.
- 2013 Tennessee Sports Writers Association Women's Basketball Coach of the Year.
- Served as an assistant coach for the gold-medal-winning 2015 USA World University Games Team





# 2 TE'A COOPER

Name Pronounced: TAY-uh

SO Guard | 5-9 | Communication Studies  
Powder Springs, Ga. | McEachern H.S.



- **Sitting out this season to rehab a left knee injury suffered during summer 2016.**
- Named to the Coaches SEC All-Freshman Team after finishing her freshman year fourth on the team in scoring at 8.6 points per game while also notching 2.1 assists and 1.2 steals per game.
- **Scored in double digits 15 times and had more than 20 points vs. Central Arkansas, ETSU and Georgia.**
- Led Tennessee in scoring against Vanderbilt (1/21), Kentucky (1/25), Alabama (1/31) and Green Bay (3/18) during her freshman season.
- Led the team in assists and steals on 10 occasions each during the 2015-16 season.
- Finished third on the team in steals (43) and assists (74).
- One of only four UT players to appear in all 36 games in 2015-16, earning 15 starts as a rookie.
- Became the 19th Lady Vol freshman to start her debut game as she finished with 22 points against Central Arkansas, tied for the second most points by a UT freshman in her debut. Semeka Randall owns the record as she scored 24 against Ole Miss on 11/18/97.
- Became the sixth UT freshman to score more than 20 points in her debut and had the third most assists by a Lady Vol freshman in her debut game, notching six.
- Scored a career-high 23 points against ETSU on 9-of-18 shooting from the field and going 3-of-5 from behind the arc.
- Named SEC Freshman of the Week after averaging 15.5 points and two assists while shooting 56.5 percent from the field and 80 percent from the three-point arc against Vandy and Kentucky.
- Came off the bench to score 16 points on 6-of-10 shooting from the field and 4-of-4 from the line against #9/9 Ohio State in the NCAA Sweet 16.
- Scored 14 points on 8-of-9 shooting from the foul line against Penn State.
- Tied season highs with three three-pointers and four steals while also notching 13 points, five rebounds and three assists in the 18-point home win over Arkansas on Feb. 4.
- Led the team with 13 points, including nine straight in the third quarter, to help UT defeat Vandy on 1/21
- Set a career high with seven rebounds while also tying career-best marks with six assists and four steals and adding 13 points on 5-of-10 shooting from the floor and 3-3 from the charity stripe against Stetson.
- Subject of the MTV reality show "True Life."
- Would like to be a TV sports commentator and have her own fashion clothing line.

## PLAYER HIGHS

### SEASON HIGHS

Points:	--
Rebounds:	--
Assists:	--
Steals:	--
Blocks:	--
Field Goals:	--
3-Pointers:	--
Free Throws:	--
Minutes:	--

\*Indicates most recent high

### CAREER HIGHS

Points:	23 // ETSU, 12/2/15
Rebounds:	7 // Stetson, 12/30/15
Assists:	6 // Stetson, 12/30/15*
Steals:	4 // Arkansas, 2/4/16*
Blocks:	--
Field Goals:	10 // Georgia, 2/28/16
3-Pointers:	3 // Arkansas, 2/4/16*
Free Throws:	8 // Penn State, 11/18/15
Minutes:	38 // Central Ark., 11/15/15

### SEC HIGHS

Points:	21 // Georgia, 2/28/16
Rebounds:	5 // Arkansas, 2/4/16*
Assists:	5 // Ole Miss, 2/18/16
Steals:	4 // Arkansas, 2/4/16
Blocks:	--
Field Goals:	10 // Georgia, 2/28/16
3-Pointers:	3 // Arkansas, 2/4/16*
Free Throws:	4 // Ole Miss, 2/18/16
Minutes:	35 // Arkansas, 2/4/16

### PRODUCTION TRACKER

	2016-17	Career
Had a Double-Double	--	--
Scored 10+ Points	--	15
Scored 20+ Points	--	3
Led UT in Scoring	--	4
Led UT in 3-pt Made	--	8
Led UT in Assists	--	10
Led UT in Steals	--	10
Made 3+ 3-pt	--	5
Had 3+ Steals	--	7

## 2016-17 GAME-BY-GAME STATS

OPPONENT	DATE	MIN	FG	FGA	PCT	3FG	3FGA	PCT	FT	FTA	PCT	OR	DR	TR	PF	FO	A	TO	BLK	STL	PTS
at JMU	11/11/16				DNP																
Navy	11/13/16				DNP																
at ETSU	11/15/16				DNP																
at Penn State	11/20/16				DNP																
at Va. Tech	11/27/16				DNP																
Tennessee St.	11/30/16				DNP																
Baylor	12/4/16				DNP																
at Texas	12/11/16				DNP																
App. State	12/14/16				DNP																
Stanford	12/18/16				DNP																
Troy	12/21/16				DNP																
UNCW	12/29/16				DNP																
Kentucky	1/1/17				DNP																
at Vanderbilt	1/5/17				DNP																
Miss. State	1/8/17				DNP																
at Ole Miss	1/12/17				DNP																
Notre Dame	1/16/17				DNP																
at Auburn	1/19/17				DNP																
Vanderbilt	1/22/17				DNP																
at Florida	1/26/17				DNP																
at S. Carolina	1/30/17				DNP																
LSU	2/2/17				DNP																
at Georgia	2/5/17				DNP																
Missouri	2/9/17				DNP																
Texas A&M	2/12/17				DNP																
at Alabama	2/16/17				DNP																
Arkansas	2/19/17																				
Florida	2/23/17																				
at Miss. State	2/26/17																				

\* indicates game started

## CAREER STATS

Season	GP-GS	MIN/MPG	FGs	FG Pct	3FGs	3FG Pct	FTs	FT Pct	O-R-Reb	RPG	PF-FO	Asst	TO	Blk	Stl	Pts	PPG
15-16	36-15	795/22.1	117-317	.369	25-96	.260	52-72	.722	14-54-68	1.9	110-4	74	97	0	43	311	8.6
16-17	Redshirt																
<b>Totals</b>	<b>36-15</b>	<b>795/22.1</b>	<b>117-317</b>	<b>.369</b>	<b>25-96</b>	<b>.260</b>	<b>52-72</b>	<b>.722</b>	<b>14-54-68</b>	<b>1.9</b>	<b>110-4</b>	<b>74</b>	<b>97</b>	<b>0</b>	<b>43</b>	<b>311</b>	<b>8.6</b>

# 11 DIAMOND DESHIELDS

**R-JR** Guard | 6-1 | Communication Studies  
Norcross, Ga. | North Carolina | Norcross H.S.



## PLAYER HIGHS

SEASON HIGHS

<b>Points:</b>	34 // Georgia, 2/5/17
<b>Rebounds:</b>	12 // Ole Miss, 1/12/17
<b>Assists:</b>	8 // LSU, 2/2/17*
<b>Steals:</b>	4 // Georgia, 2/5/17*
<b>Blocks:</b>	3 // Notre Dame, 1/16/17*
<b>Field Goals:</b>	14 // Georgia, 2/5/17
<b>3-Pointers:</b>	4 // Missouri, 2/9/17
<b>Free Throws:</b>	13 // Miss. State, 1/8/17
<b>Minutes:</b>	47 // Georgia, 2/5/17

\*Indicates most recent high

CAREER HIGHS

<b>Points:</b>	38 // NC St., 2/16/14^
<b>Rebounds:</b>	12 // Ole Miss, 1/12/17*
<b>Assists:</b>	8 // LSU, 2/2/17*
<b>Steals:</b>	7 // ETSU, 12/2/15
<b>Blocks:</b>	3 // Notre Dame, 1/16/17*
<b>Field Goals:</b>	14 // Georgia, 2/5/17
<b>3-Pointers:</b>	5 // Duke, 3/8/14**
<b>Free Throws:</b>	13 // Miss. State, 1/8/17
<b>Minutes:</b>	47 // Georgia, 2/5/17

^Indicates career high came at North Carolina

SEC HIGHS

<b>Points:</b>	34 // Georgia, 2/5/17
<b>Rebounds:</b>	12 // Ole Miss, 1/12/17
<b>Assists:</b>	8 // LSU, 2/2/17*
<b>Steals:</b>	4 // Georgia, 2/5/17*
<b>Blocks:</b>	3 // Vanderbilt, 1/21/16
<b>Field Goals:</b>	14 // Georgia, 2/5/17
<b>3-Pointers:</b>	4 // Missouri, 2/9/17
<b>Free Throws:</b>	13 // Miss. State, 1/8/17
<b>Minutes:</b>	47 // Georgia, 2/5/17

PRODUCTION TRACKER

	2016-17	Career
Had a Double-Double	4	7
Scored 10+ Points	21	77
Scored 20+ Points	9	33
Led UT in Scoring	9	29
Led UT in 3-pt Made	5	22
Led UT in Assists	12	21
Led UT in Steals	7	19
Made 3+ 3-pt	3	12
Had 3+ Steals	4	19

- **Filling up the stat sheet with 17.3 points, 6.5 rebounds, 3.5 assists, 1.4 steals and 1.1 blocks per game.**
- Stepped up in conference play so far, averaging 18.6 points, 6.7 rebounds, 3.7 assists and 1.7 steals per game. Her 18.6 points per game in league play ranks second in the SEC.
- Went down with an injury in first quarter of UT's game at Alabama and missed the remainder of the contest.
- Shot lights out in UT's win over Missouri, hitting 75 percent of her shots for 22 points to go with six rebounds, three assists, two steals and a block.
- Scored a season-high 34 points on 14 made field goals, a career high, against Georgia to go along with six rebounds, four steals and three assists.
- Posted an all-around performance to help lead Tennessee past #4 South Carolina on the road, totaling 21 points, eight rebounds, five assists, two blocks and two steals.
- Dropped an SEC-high 27 points in Tennessee's wire-to-wire win against Florida, marking the fifth time in the last eight games she has eclipsed the 20-point margin.
- Narrowly missed a triple-double on the road against Auburn, posting 17 points, nine rebounds and a career-high eight assists. She also tied her season-high in steals (4) and 3-pointers made (3).
- Had eight points, five rebounds and a block while going 4-4 from the free throw line in the fourth quarter of Tennessee's 15-point comeback victory over #6 Notre Dame. Finished with 20 points, six rebounds, four assists and three blocks.
- Returned strong in UT's win over #17/23 Kentucky after missing the last two games, totaling 21 points on 8-of-16 shooting, four rebounds, two assists and a block.
- Shot 11-16 from the floor and scored 28 points as she recorded her fourth career double-double with 10 rebounds and six assists in the win over ETSU.
- Named to the Coaches and Media Preseason All-SEC First Team and the preseason watch lists for the Naismith and Wade Trophies for 2016-17.
- Named to the NCAA Sioux Falls Regional All-Tournament Team after averaging 15.0 points, 7.5 boards and 6.0 assists in the Sweet 16 and Elite Eight.
- Mother, Tisha, was an All-America track & field athlete (heptathlon, 1991) at Tennessee.
- Father, Delino, played 13 years of Major League Baseball with stints in Montreal, L.A. (Dodgers), St. Louis, Baltimore and Chicago (Cubs).
- Her brother, Delino, Jr., was selected by the Houston Astros with the eighth overall pick in the 2010 MLB draft and now plays outfield for the Texas Rangers.

## 2016-17 GAME-BY-GAME STATS

OPPONENT	DATE	MIN	FG-FGA	PCT	3FG-FGA	PCT	FT-FTA	PCT	OR	DR	TR	PF-FO	A	TO	BLK	STL	PTS
*at JMU	11/11/16	32	4-11	.364	1-3	.333	1-1	1.000	1	3	4	3-0	5	4	3	2	10
*Navy	11/13/16	29	5-9	.556	2-2	1.000	2-4	.500	2	4	6	3-0	2	2	0	2	14
*at ETSU	11/15/16	31	11-16	.688	3-6	.500	3-3	1.000	1	9	10	2-0	6	3	1	0	28
*at Penn State	11/20/16	26	4-15	.267	0-2	.000	0-0	.000	2	2	4	4-0	5	4	1	2	8
*at Va. Tech	11/27/16	37	6-16	.375	0-3	.000	3-4	.750	1	8	9	1-0	5	10	2	0	15
*Tennessee St.	11/30/16	28	6-14	.429	0-1	.000	3-4	.750	3	7	10	0-0	3	3	3	2	15
*Baylor	12/4/16	32	4-14	.286	0-1	.000	5-5	1.000	1	5	6	3-0	2	5	0	0	13
*at Texas	12/11/16	37	8-20	.400	1-4	.250	2-3	.667	0	4	4	3-0	1	3	1	0	19
*App. State	12/14/16	28	6-14	.429	2-2	1.000	2-2	1.000	0	4	4	3-0	0	1	1	1	16
*Stanford	12/18/16	40	5-17	.294	1-3	.333	4-6	.667	0	7	7	2-0	3	3	3	2	15
Troy	12/21/16																
UNCW	12/29/16																
*Kentucky	1/1/17	36	8-16	.500	1-4	.250	4-5	.800	1	3	4	3-0	2	5	1	0	21
*at Vanderbilt	1/5/17	30	5-18	.278	1-4	.250	5-5	1.000	1	4	5	5-1	4	6	0	4	16
*Miss. State	1/8/17	40	6-16	.375	0-1	.000	13-15	.867	2	7	9	3-0	2	4	2	1	25
*at Ole Miss	1/12/17	40	4-15	.267	0-2	.000	5-7	.714	4	8	12	3-0	3	3	0	1	13
*Notre Dame	1/16/17	36	7-17	.412	1-5	.200	5-6	.833	2	4	6	2-0	4	1	3	0	20
*at Auburn	1/19/17	40	6-11	.545	3-6	.500	2-2	1.000	1	8	9	4-0	8	9	0	4	17
*Vanderbilt	1/22/17	26	7-13	.538	0-1	.000	9-12	.750	1	3	4	2-0	3	2	0	1	23
*at Florida	1/26/17	38	9-13	.692	1-3	.333	8-11	.727	1	4	5	4-0	3	4	1	3	27
*at S. Carolina	1/30/17	40	9-21	.429	0-2	.000	3-5	.600	1	7	8	3-0	5	1	2	2	21
*LSU	2/2/17	36	5-14	.357	2-4	.500	3-4	.750	2	9	11	1-0	8	3	0	0	15
*at Georgia	2/5/17	47	14-28	.500	1-3	.333	5-5	1.000	0	6	6	2-0	3	10	0	4	34
*Missouri	2/9/17	31	8-12	.667	4-6	.667	2-2	1.000	2	4	6	3-0	3	2	1	2	22
*Texas A&M	2/12/17	32	4-12	.333	0-2	.000	0-0	.000	1	4	5	2-0	3	2	2	0	8
*at Alabama	2/16/17	4	0-2	.000	0-0	.000	0-2	.000	0	3	3	0-0	1	1	0	0	0
Arkansas	2/19/17																
Florida	2/23/17																
at Miss. State	2/26/17																

\* indicates game started

## CAREER STATS

Season	GP-GS	MIN/MPG	FGs	FG Pct	3FGs	3FG Pct	FTs	FT Pct	O-R-Reb	RPG	PF-FO	Asst	TO	Blk	Stl	Pts	PPG
13-14*	36-32	1003/27.9	248-582	.426	48-172	.279	104-134	.776	41-153-194	5.4	88-5	92	122	10	61	648	18.0
14-15	Redshirt																
15-16	36-20	965/26.8	195-499	.391	36-145	.248	88-115	.765	50-136-186	5.2	91-2	82	115	29	58	514	14.3
16-17	24-24	796/33.2	151-354	.427	24-70	.343	89-113	.788	30-127-157	6.5	61-1	84	91	27	33	415	17.3
<b>Totals</b>	<b>96-76</b>	<b>2764/28.8</b>	<b>594-1435</b>	<b>.414</b>	<b>108-387</b>	<b>.279</b>	<b>281-362</b>	<b>.776</b>	<b>121-416-537</b>	<b>5.6</b>	<b>240-8</b>	<b>258</b>	<b>328</b>	<b>66</b>	<b>152</b>	<b>1577</b>	<b>16.4</b>

\*At North Carolina



# 13 KORTNEY DUNBAR

JR Forward | 6-2 | Recreation & Sport Management  
 Edwardsville, Ill. | Edwardsville H.S.



## PLAYER HIGHS

### SEASON HIGHS

<b>Points:</b>	13 // Tenn. State, 11/30/16
<b>Rebounds:</b>	9 // Tenn. State, 11/30/16
<b>Assists:</b>	2 // App. State, 12/14/16
<b>Steals:</b>	1 // App. State, 12/14/16*
<b>Blocks:</b>	1 // UNCW, 12/29/16*
<b>Field Goals:</b>	5 // Tenn. State, 11/30/16
<b>3-Pointers:</b>	3 // Tenn. State, 11/30/16
<b>Free Throws:</b>	1 // Baylor, 12/4/16
<b>Minutes:</b>	25 // App. State, 12/14/16

\*Indicates most recent high

### CAREER HIGHS

<b>Points:</b>	24 // Central Ark., 11/15/15
<b>Rebounds:</b>	13 // Central Ark., 11/15/15
<b>Assists:</b>	2 // App. State, 12/14/16
<b>Steals:</b>	2 // Central Ark., 11/15/15
<b>Blocks:</b>	2 // Penn, 11/14/14
<b>Field Goals:</b>	10 // Central Ark., 11/15/15
<b>3-Pointers:</b>	4 // Central Ark., 11/15/15
<b>Free Throws:</b>	1 // Baylor, 12/4/16*
<b>Minutes:</b>	34 // Central Ark., 11/15/15

### SEC HIGHS

<b>Points:</b>	9 // Texas A&M, 2/7/16
<b>Rebounds:</b>	3 // Vanderbilt, 1/22/17
<b>Assists:</b>	1 // Missouri, 1/2/15
<b>Steals:</b>	1 // Alabama, 1/31/16*
<b>Blocks:</b>	1 // Auburn, 1/10/16*
<b>Field Goals:</b>	2 // Arkansas, 1/14/16*
<b>3-Pointers:</b>	3 // Texas A&M, 2/7/16*
<b>Free Throws:</b>	1 // Auburn, 1/10/16*
<b>Minutes:</b>	15 // Georgia, 2/28/16

### PRODUCTION TRACKER

	2016-17	Career
Had a Double-Double	--	1
Scored 10+ Points	1	4
Scored 20+ Points	--	1
Led UT in Scoring	--	1
Led UT in 3-pt Made	4	15
Led UT in Rebounding	--	1
Led UT in Steals	--	--
Made 3+ 3-pt	1	4
Had 3+ Steals	--	--

- Named to the Omicron Delta Kappa Leadership Society
- Dropped six points on a pair of 3-pointers and grabbed four rebounds in 10 minutes of play vs. Vanderbilt.
- Scored six points on two three pointers and added five rebounds and two assists vs. Appalachian State.
- Scored a season-high 13 points and grabbed nine rebounds as she hit three three-pointers vs. TSU.
- Scored five points and added a block, a steal and an assist vs. Navy.
- Member of the SEC Academic Honor Roll in 2015-16 and SEC First-Year Academic Honor Roll in 2014-15.
- Saw duty in 27 contests, getting four starting nods as a sophomore.
- Led the team in three-point field goal percentage in 2015-16, hitting 25-of-75 (.333) from behind the arc.
- Team leader in three-pointers in six games and hit more than three in contests vs. Central Arkansas (11/15) and Texas A&M (2/7).
- Earned her first career start against Central Arkansas, notching 24 points, 13 rebounds, two steals, 10 field goals and four three-pointers in 34 minutes, all of which were career highs.
- Connected on 10-of-15 shots from the field and 4-of-6 from the three-point line while leading the team in scoring and rebounding in the season-opening 102-47 victory over UCA.
- Converted a trio of three-pointers, scoring nine of the team's 14 first-quarter points vs. Texas A&M.
- Hit a three-pointer in seven minutes off the bench against Syracuse in the Elite Eight.
- Scored three points vs. Green Bay in the first round of the NCAA Tournament.
- Knocked in two treys in 15 minutes off the bench against Georgia on Feb. 28.
- Played the final three minutes and hit two shots, including a game-clinching three, to defeat Ole Miss.
- Nailed two three-pointers in five minutes as the Lady Vols tried to mount a comeback at Arkansas.
- Scored six points in only eight minutes off the bench in the Lady Vols' win over Auburn.
- Grabbed seven rebounds and added five points against Stetson.
- Tallied two boards and a steal while earning her third start of the season against #7/7 Oregon State.
- Scored five points in 10 minutes of play in the SEC Tournament quarterfinal as a freshman.
- Averaging 3.1 points and 1.4 rebounds per game in 2014-15.
- Scored a 15 points in her debut as a Lady Vol vs. Penn, shooting 6-for-12, including three treys. Added two blocks, a rebound and a steal.
- Led UT in three-point shooting on three occasions as a freshman and had 10-plus points on two (vs. Penn, vs. Oral Roberts).

## 2016-17 GAME-BY-GAME STATS

OPPONENT	DATE	MIN	FG	FGA	PCT	3FG	3FGA	PCT	FT	FTA	PCT	OR	DR	TR	PF	FO	A	TO	BLK	STL	PTS
at JMU	11/11/16	12	1-6	.167	0-5	.000	0-0	.000	0-0	.000	0	2	2	0-0	0	0	0	0	1	2	
Navy	11/13/16	11	2-3	.667	1-2	.500	0-0	.000	0	2	2	0-0	1	0	1	0	1	1	1	5	
at ETSU	11/15/16	15	1-3	.333	1-3	.333	0-0	.000	1	1	2	2-0	1	3	1	0	3				
at Penn State	11/20/16	11	2-6	.333	1-4	.250	0-0	.000	1	2	3	0-0	1	0	0	0	5				
at Va. Tech	11/27/16	3	0-2	.000	0-2	.000	0-0	.000	0	0	0	1-0	0	0	1	0	0				
Tennessee St.	11/30/16	20	5-12	.417	3-10	.300	0-0	.000	1	8	9	2-0	0	1	0	1	13				
Baylor	12/4/16	11	1-3	.333	1-3	.333	1-2	.500	0	3	3	0-0	1	0	0	0	4				
at Texas	12/11/16																				
App. State	12/14/16	25	2-5	.400	2-3	.667	0-0	.000	1	4	5	2-0	2	0	0	1	6				
Stanford	12/18/16																				
Troy	12/21/16	14	1-3	.333	0-2	.000	0-0	.000	1	4	5	0-0	0	2	0	0	2				
UNCW	12/29/16	19	0-3	.000	0-3	.000	0-0	.000	0	4	4	4-0	1	0	1	0	0				
Kentucky	1/1/17	4	0-1	.000	0-1	.000	0-0	.000	0	2	2	0-0	0	0	0	0	0				
at Vanderbilt	1/5/17	3	0-1	.000	0-1	.000	0-0	.000	0	0	0	1-0	0	0	0	0	0				
Miss. State	1/8/17																				
at Ole Miss	1/12/17																				
Notre Dame	1/16/17	7	0-0	.000	0-0	.000	0-0	.000	0	1	1	0-0	0	0	0	0	0				
at Auburn	1/19/17	5	0-2	.000	0-2	.000	0-0	.000	0	0	0	1-0	0	0	0	0	0				
Vanderbilt	1/22/17	10	2-3	.667	2-3	.667	0-0	.000	1	3	4	0-0	0	0	0	0	6				
at Florida	1/26/17																				
at S. Carolina	1/30/17																				
LSU	2/2/17	4	0-1	.000	0-1	.000	0-0	.000	0	1	1	1-0	0	1	0	0	0				
at Georgia	2/5/17	2	0-0	.000	0-0	.000	0-0	.000	0	1	1	0-0	0	1	0	0	0				
Missouri	2/9/17	3	0-1	.000	0-1	.000	0-0	.000	0	0	0	1-0	0	0	0	0	0				
Texas A&M	2/12/17	1	0-0	.000	0-0	.000	0-0	.000	0	0	0	1-0	0	0	0	0	0				
at Alabama	2/16/17	14	0-2	.000	0-2	.000	0-0	.000	0	0	0	0-0	0	0	0	0	0				
Arkansas	2/19/17																				
Florida	2/23/17																				
at Miss. State	2/26/17																				

\* indicates game started

## CAREER STATS

Season	GP-GS	MIN/MPG	FGs	FG Pct	3FGs	3FG Pct	FTs	FT Pct	O-R-Reb	RPG	PF-FO	Asst	TO	Blk	Stl	Pts	PPG
14-15	20-0	131/6.6	23-52	.442	14-37	.378	1-3	.333	4-23-27	1.4	11-0	2	3	6	5	61	3.1
15-16	27-4	222/8.2	34-88	.386	25-75	.333	1-3	.333	10-28-38	1.4	13-0	2	6	4	8	94	3.5
16-17	20-0	194/9.7	17-57	.298	11-48	.229	1-2	.500	6-38-44	2.2	16-0	7	8	4	4	46	2.3
<b>Totals</b>	<b>67-4</b>	<b>547/8.2</b>	<b>74-197</b>	<b>.376</b>	<b>50-160</b>	<b>.313</b>	<b>3-8</b>	<b>.375</b>	<b>20-89-109</b>	<b>1.6</b>	<b>40-0</b>	<b>11</b>	<b>17</b>	<b>14</b>	<b>17</b>	<b>201</b>	<b>3.0</b>

# 15 CHERIDENE GREEN

Name Pronounced: *SHARE-ih-dean*

**JR** Forward | 6-3 | Communication Studies  
London, Eng. | ASA College | Harris Acad. Beckenham 6th Form



- **First international player to sign with the Lady Vol program.**
- **Sitting out this season to rehab a right knee injury suffered last season at ASA College.**
- Played with Great Britain U20 team.
- Member of England National U16 and U18 Teams.
- Two-time National Junior College Athletic Association All-American at ASA College in Brooklyn, N.Y.
- **First-team All-America selection in 2015-16 and second team in 2014-15.**
- Helped the Avengers to a 22-4 record in 2015-16 and a 16-5 mark in 2014-15, with Elite Eight finishes and District C championships both seasons.
- **Averaged 20.5 points, 16.5 rebounds, 3.9 blocks and 2.5 steals per contest as a sophomore.**
- Ranked first in the NJCAA in rebounds, third in blocks and eighth in scoring.
- Career bests at ASA include 38 points and 26 rebounds.
- Played in 15 games, starting 13, before suffering a right knee injury that ended her season.
- Shot 57.6 percent on field goals, 75.7 on free throws.
- Connected on two of seven three-point attempts.
- Averaged 13.4 points, 11.1 rebounds, 2.2 blocks and 1.5 steals as a freshman, shooting 52.3 percent from the field while starting 15 of 21 games.
- Played on Sevenoaks Suns and London Towers club teams.
- Full name is Cheridene Anne-Marie Green.
- Born on Sept. 19, 1995, in London, England.
- Mother is Sylvia Green and father is Gary Swaby.
- Has six siblings, including sisters Tunicea, Jade and Letitia, and brothers Martin, Sheldon and Coelin.
- Former teammates include Shequila Joseph (on England and Great Britain National Team/now a senior at Ole Miss) and Diandra Darosa (at ASA/now at Va. Tech).
- Recipient of the Perry Stuart Smith Women's Basketball Scholarship Endowment.
- Follow @ceemaries\_ on Twitter and @cee.maries on Instagram.

## PLAYER HIGHS

SEASON HIGHS

Points:	--
Rebounds:	--
Assists:	--
Steals:	--
Blocks:	--
Field Goals:	--
3-Pointers:	--
Free Throws:	--
Minutes:	--

\*Indicates most recent high

CAREER HIGHS

Points:	--
Rebounds:	--
Assists:	--
Steals:	--
Blocks:	--
Field Goals:	--
3-Pointers:	--
Free Throws:	--
Minutes:	--

SEC HIGHS

Points:	--
Rebounds:	--
Assists:	--
Steals:	--
Blocks:	--
Field Goals:	--
3-Pointers:	--
Free Throws:	--
Minutes:	--

PRODUCTION TRACKER

	2016-17	Career
Had a Double-Double	--	--
Scored 10+ Points	--	--
Scored 20+ Points	--	--
Led UT in Scoring	--	--
Led UT in Rebounding	--	--
Led UT in Blocks	--	--
Led UT in Steals	--	--
Had 3+ Blocks	--	--
Had 3+ Steals	--	--

## 2016-17 GAME-BY-GAME STATS

OPPONENT	DATE	MIN	FG	FGA	PCT	3FG	FGA	PCT	FT	FTA	PCT	OR	DR	TR	PF	FO	A	TO	BLK	STL	PTS
at JMU	11/11/16				DNP																
Navy	11/13/16				DNP																
at ETSU	11/15/16				DNP																
at Penn State	11/20/16				DNP																
at Va. Tech	11/27/16				DNP																
Tennessee St.	11/30/16				DNP																
Baylor	12/4/16				DNP																
at Texas	12/11/16				DNP																
App. State	12/14/16				DNP																
Stanford	12/18/16				DNP																
Troy	12/21/16				DNP																
UNCW	12/29/16				DNP																
Kentucky	1/1/17				DNP																
at Vanderbilt	1/5/17				DNP																
Miss. State	1/8/17				DNP																
at Ole Miss	1/12/17				DNP																
Notre Dame	1/16/17				DNP																
at Auburn	1/19/17				DNP																
Vanderbilt	1/22/17				DNP																
at Florida	1/26/17				DNP																
at S. Carolina	1/30/17				DNP																
LSU	2/2/17				DNP																
at Georgia	2/5/17				DNP																
Missouri	2/9/17				DNP																
Texas A&M	2/12/17				DNP																
at Alabama	2/16/17				DNP																
Arkansas	2/19/17																				
Florida	2/23/17																				
at Miss. State	2/26/17																				

\* indicates game started

## CAREER STATS

Season	GP-GS	MIN/MPG	FGs	FG Pct	3FGs	3FG Pct	FTs	FT Pct	O-R-Reb	RPG	PF-FO	Asst	TO	Blk	Stl	Pts	PPG
16-17	Redshirt																
<b>Totals</b>	No Career Stats																



# 5 KAMERA HARRIS

Name Pronounced: CAM-er-ruh

FR Center | 6-3 | Business Administration  
Hampton, Ga. | Dutchtown H.S.



## PLAYER HIGHS

SEASON HIGHS

<b>Points:</b>	4 // Tenn. State, 11/30/16
<b>Rebounds:</b>	3 // Tenn. State, 11/30/16
<b>Assists:</b>	--
<b>Steals:</b>	--
<b>Blocks:</b>	1 // Navy, 11/13/16
<b>Field Goals:</b>	2 // Tenn. State, 11/30/16
<b>3-Pointers:</b>	--
<b>Free Throws:</b>	1 // App. State, 12/14/16*
<b>Minutes:</b>	19 // Tenn. State, 11/30/16

\*Indicates most recent high

CAREER HIGHS

<b>Points:</b>	4 // Tenn. State, 11/30/16
<b>Rebounds:</b>	3 // Tenn. State, 11/30/16
<b>Assists:</b>	--
<b>Steals:</b>	--
<b>Blocks:</b>	1 // Navy, 11/13/16
<b>Field Goals:</b>	2 // Tenn. State, 11/30/16
<b>3-Pointers:</b>	--
<b>Free Throws:</b>	1 // App. State, 12/14/16*
<b>Minutes:</b>	19 // Tenn. State, 11/30/16

SEC HIGHS

<b>Points:</b>	--
<b>Rebounds:</b>	2 // Vanderbilt, 1/22/17
<b>Assists:</b>	--
<b>Steals:</b>	--
<b>Blocks:</b>	--
<b>Field Goals:</b>	--
<b>3-Pointers:</b>	--
<b>Free Throws:</b>	--
<b>Minutes:</b>	3 // Vanderbilt, 1/22/17

PRODUCTION TRACKER

	2016-17	Career
Had a Double-Double	--	--
Scored 10+ Points	--	--
Scored 20+ Points	--	--
Led UT in Scoring	--	--
Led UT in Rebounding	--	--
Led UT in Blocks	1	1
Led UT in Steals	--	--
Had 3+ Blocks	--	--
Had 3+ Steals	--	--

- Made her SEC debut against Vanderbilt, grabbing two boards in three minutes of action.
- Notched three points and a rebound while going 1-of-1 from the field against Appalachian State.
- Scored four points and grabbed three rebounds in 19 minutes of action against Tennessee State.
- Converted her first career field goal on a feed from Alexa Middleton with 5:10 left in the game vs. TSU.
- Scored her first career point as she made a free throw with 1:58 remaining in contest vs. ETSU.
- Made her Lady Vol debut with a blocked shot in three minutes in the win over Navy.
- Scored four points and added one board, one assist and one block in 13 minutes during her first game action as a Lady Vol, as the team claimed a 95-56 exhibition win vs. Carson-Newman.
- Averaged 12.4 points, 9.9 rebounds and 8.6 blocks per game as a senior.
- Two-time team captain who earned Georgia All-State accolades as a high school senior.
- Tallied averages of 9.4 points, 9.3 rebounds and 7.7 blocks as a junior in high school.
- Set a national single-game prep record for blocked shots in 2014 with 28 vs. Veterans High School in the first round of the state tournament.**
- Eclipsed the previous record of 25 held by Brittney Griner.
- Featured in Sports Illustrated Faces in the Crowd for that achievement.**
- Had a triple-double of 22 blocks, 10 points and 14 rebounds in another game, vs. Mays, which had a trio of six-footers, including one player standing 6-5.
- Finished her career with school-record 759 blocked shots and a 2015-16 season mark of 267.
- Dutchtown made the state final four in 2015, the Elite Eight in 2014 and the Sweet 16 in 2016.
- First name is pronounced like camera.
- Siblings include James and Jordan Harris.
- Brother Jordan plays football at New Mexico J.C.
- Member of National Honor Society at DHS.
- Recipient of the Emily Yoakum Winners' Circle Scholarship for Forwards.
- Follow @\_kodakmoment\_ on Twitter and @\_kayh\_ on Instagram.

## 2016-17 GAME-BY-GAME STATS

OPPONENT	DATE	MIN	FG	FGA	PCT	3FG	FGA	PCT	FT	FTA	PCT	OR	DR	TR	PF	FO	A	TO	BLK	STL	PTS
at JMU	11/11/16																				
Navy	11/13/16	3	0	0	.000	0	0	.000	0	0	.000	0	0	0	1	0	0	0	1	0	0
at ETSU	11/15/16	3	0	0	.000	0	0	.000	1	2	.500	1	1	2	0	0	0	0	0	0	1
at Penn State	11/20/16																				
at Va. Tech	11/27/16																				
Tennessee St.	11/30/16	19	2	5	.400	0	0	.000	0	0	.000	3	0	3	5	1	0	0	0	0	4
Baylor	12/4/16																				
at Texas	12/11/16																				
App. State	12/14/16	7	1	1	1.000	0	0	.000	1	2	.500	1	0	1	2	0	0	0	0	0	3
Stanford	12/18/16																				
Troy	12/21/16	3	0	0	.000	0	0	.000	0	0	.000	0	1	1	0	0	0	0	0	0	0
UNCW	12/29/16	4	0	1	.000	0	0	.000	0	0	.000	0	0	0	1	0	0	0	0	0	0
Kentucky	1/1/17																				
at Vanderbilt	1/5/17																				
Miss. State	1/8/17																				
at Ole Miss	1/12/17																				
Notre Dame	1/16/17																				
at Auburn	1/19/17																				
Vanderbilt	1/22/17	3	0	0	.000	0	0	.000	0	0	.000	0	2	2	1	0	0	0	0	0	0
at Florida	1/26/17																				
at S. Carolina	1/30/17																				
LSU	2/2/17																				
at Georgia	2/5/17																				
Missouri	2/9/17																				
Texas A&M	2/12/17																				
at Alabama	2/16/17																				
Arkansas	2/19/17																				
Florida	2/23/17																				
at Miss. State	2/26/17																				

\* indicates game started

## CAREER STATS

Season	GP-GS	MIN/MPG	FGs	FG Pct	3FGs	3FG Pct	FTs	FT Pct	O-R-Reb	RPG	PF-FO	Asst	TO	Blk	Stl	Pts	PPG
16-17	7-0	42/6.0	3-7	.429	0-0	.000	2-4	.500	5-4-9	1.3	10-1	0	0	1	0	8	1.1
<b>Totals</b>	<b>7-0</b>	<b>42/6.0</b>	<b>3-7</b>	<b>.429</b>	<b>0-0</b>	<b>.000</b>	<b>2-4</b>	<b>.500</b>	<b>5-4-9</b>	<b>1.3</b>	<b>10-1</b>	<b>0</b>	<b>0</b>	<b>1</b>	<b>0</b>	<b>8</b>	<b>1.1</b>

# 10 MEME JACKSON

Name Pronounced: ME-ME

SO Guard/Forward | 5-11 | Sociology  
Murfreesboro, Tenn. | Blackman H.S.



## PLAYER HIGHS

SEASON HIGHS

Points:	20 // UNCW, 12/29/16
Rebounds:	7 // Troy, 12/21/16
Assists:	5 // Troy, 12/21/16
Steals:	3 // Vanderbilt, 1/22/17
Blocks:	1 // Miss. State, 1/8/17*
Field Goals:	9 // UNCW, 12/29/16
3-Pointers:	3 // Troy, 12/21/16
Free Throws:	3 // Vanderbilt, 1/5/17
Minutes:	42 // Georgia, 2/6/17

\*Indicates most recent high

CAREER HIGHS

Points:	20 // UNCW, 12/29/16
Rebounds:	7 // Troy, 12/21/16
Assists:	5 // Troy, 12/21/16
Steals:	3 // Vanderbilt, 1/22/17
Blocks:	1 // Miss. State, 1/8/17*
Field Goals:	9 // UNCW, 12/29/16
3-Pointers:	3 // Troy, 12/21/16
Free Throws:	3 // Vanderbilt, 1/5/17
Minutes:	42 // Georgia, 2/6/17

SEC HIGHS

Points:	10 // Vanderbilt, 1/5/17
Rebounds:	6 // Miss. State, 1/8/17
Assists:	4 // LSU, 2/2/17*
Steals:	3 // Vanderbilt, 1/22/17
Blocks:	1 // Miss. State, 1/8/17
Field Goals:	3 // Vanderbilt, 1/5/17
3-Pointers:	1 // Vanderbilt, 1/5/17*
Free Throws:	3 // Vanderbilt, 1/5/17
Minutes:	42 // Georgia, 2/6/17

PRODUCTION TRACKER

	2015-16	Career
Had a Double-Double	--	--
Scored 10+ Points	3	3
Scored 20+ Points	1	1
Led UT in Scoring	--	--
Led UT in Steals	2	2
Led UT in Rebounding	--	--
Led UT in 3 pt. Made	6	7
Had 3+ Steals	1	1
Had 3+ 3 pt.	1	1

- Has vastly improved her 3-point shooting this season, connecting on 36.5 percent of her shots from deep.
- Has stepped up her play in her second season, scoring at least five points in 15 games after not scoring more than four points in any game during her freshman year.
- Posted five points, three assists, a career-high three steals and two rebounds in win over Vanderbilt.
- Capped off a 15-point comeback by the Lady Vols with a clutch 3-pointer with 1:22 remaining in the game against #6 Notre Dame, giving Tennessee its first lead since three minutes left in the first quarter.
- Eclipsed career highs in points (20) and field goals made (9) for second straight game with win over UNCW.
- Earned her first career start and finished with five points, two boards, two assists and two steals vs. TSU.
- Contributed career highs of three rebounds and three assists against Penn State.
- Recorded a career high eight points as she hit two three pointers and grabbed two steals while playing 22 minutes off the bench in the Lady Vols' win over JMU.
- Tallied 10 points, one rebound and two assists in her most extended game action, playing 22 minutes vs. Carson-Newman.
- Saw time in 21 games off the bench and averaged 1.0 points and 0.6 rebounds per game.
- Scored two points and grabbed a board in seven minutes against Syracuse in the Elite Eight.
- Grabbed two boards and handed out two assists in three minutes off the bench against Georgia.
- Scored four points and notched one rebound, one assist and one steal in eight minutes in the Lady Vols win over Ole Miss.
- Scored her first collegiate points with a three-pointer at the top of the key with 7:12 remaining in the second quarter against Chattanooga.
- Made her Lady Vol debut with 1:30 remaining in the second quarter vs. Syracuse, tallying a steal three seconds after coming in for the first time.
- Led BHS to records of 34-1 in 2013-14 and 32-2 in 2014-15 for back-to-back state titles.
- Her team was the No. 1-ranked team in the country by ESPN, USA Today and MaxPreps in 2014.
- Averaged 9.3 ppg., 5.3 rpg., 4.3 apg., 1.5 spg., as a senior but 14.2 over the last six games as Blackman won its second-straight state title.

## 2016-17 GAME-BY-GAME STATS

OPPONENT	DATE	MIN	FG	FGA	PCT	3FG	3FGA	PCT	FT	FTA	PCT	OR	DR	TR	PF	FO	A	TO	BLK	STL	PTS
at JMU	11/11/16	22	2-6	.333	2-5	.400	2-2	1.000	0	0	0	0	0	0	0-0	2	1	0	2	8	
Navy	11/13/16	18	2-6	.333	1-1	1.000	0-2	.000	2	0	2	3	0	2	3-0	0	3	0	0	5	
at ETSU	11/15/16	24	3-6	.500	1-3	.333	0-0	.000	0	0	0	1	0	1	1-0	1	1	0	0	7	
at Penn State	11/20/16	30	1-8	.125	1-4	.250	0-0	.000	0	3	3	4	0	3	4-0	3	2	0	0	3	
at Va. Tech	11/27/16	23	2-4	.500	1-1	1.000	0-1	.000	1	1	2	5	1	2	5-1	1	3	1	1	5	
*Tennessee St.	11/30/16	23	2-7	.286	1-4	.250	0-0	.000	0	2	2	3	0	2	3-0	2	1	1	2	5	
*Baylor	12/4/16	29	1-4	.250	0-0	.000	2-2	1.000	1	1	2	0	0	1	1	0	1	0	0	4	
*at Texas	12/11/16	32	3-6	.500	2-5	.400	0-0	.000	3	2	5	5	1	0	0	0	0	0	0	8	
*App. State	12/14/16	18	1-4	.250	1-2	.500	0-0	.000	0	0	0	2	0	2	3-0	3	0	0	1	3	
*Stanford	12/18/16	10	1-2	.500	1-2	.500	0-0	.000	1	1	2	0	0	0	0	1	0	1	0	3	
*Troy	12/21/16	36	7-15	.467	3-8	.375	1-2	.500	4	3	7	0	0	5	2	0	5	2	0	18	
*UNCW	12/29/16	30	9-12	.750	2-2	1.000	0-2	.000	1	1	2	0	0	1	2	0	0	0	0	20	
*Kentucky	1/1/17	36	2-6	.333	1-4	.250	0-0	.000	1	2	3	2	0	4	3	0	0	0	0	5	
*at Vanderbilt	1/5/17	27	3-8	.375	1-2	.500	3-4	.750	2	1	3	3	0	3	1	0	1	0	1	10	
*Miss. State	1/8/17	38	0-2	.000	0-1	.000	0-0	.000	2	4	6	4	0	1	4	1	0	0	0	0	
*at Ole Miss	1/12/17	22	1-5	.200	0-1	.000	0-0	.000	0	1	1	1	0	1	1-0	0	1	0	0	2	
*Notre Dame	1/16/17	19	2-5	.400	2-3	.667	0-2	.000	0	0	0	3	0	3	1	0	1	0	1	6	
*at Auburn	1/19/17	23	0-1	.000	0-1	.000	0-0	.000	0	0	0	5	1	1	0	0	1	0	0	0	
*Vanderbilt	1/22/17	26	2-6	.333	1-2	.500	0-0	.000	1	1	2	1	0	3	0	0	0	3	5		
*at Florida	1/26/17	22	1-3	.333	0-2	.000	0-0	.000	1	1	2	0	0	2	1	0	0	0	0	2	
*at S. Carolina	1/30/17	20	1-3	.333	0-1	.000	0-0	.000	0	1	1	3	0	0	1	0	0	0	0	2	
*LSU	2/2/17	23	1-4	.250	1-2	.500	0-0	.000	0	0	0	1	0	1	0	0	0	0	0	3	
*at Georgia	2/5/17	42	0-6	.000	0-3	.000	1-2	.500	2	1	3	4	0	1	2	0	0	0	0	1	
Missouri	2/9/17	14	2-4	.500	1-3	.333	0-0	.000	0	0	0	1	0	1	0	0	0	0	1	5	
Texas A&M	2/12/17	12	3-8	.375	0-1	.000	0-0	.000	1	0	1	1	0	1	1-0	2	0	0	0	6	
at Alabama	2/16/17	17	0-2	.000	0-0	.000	0-0	.000	0	1	1	1	0	1	1-0	1	2	0	0	0	
Arkansas	2/19/17																				
Florida	2/23/17																				
at Miss. State	2/26/17																				

\* indicates game started

## CAREER STATS

Season	GP-GS	MIN/MPG	FGs	FG Pct	3FGs	3FG Pct	FTs	FT Pct	O-R- Reb	RPG	PF-FO	Asst	TO	Blk	Stl	Pts	PPG
15-16	21-0	137/6.5	9-35	.257	1-16	.063	3-6	.500	5-8-13	0.6	16-0	8	8	0	5	22	1.0
16-17	26-18	636/24.5	52-143	.364	23-63	.365	9-19	.474	23-27-50	1.9	53-3	44	34	3	14	136	5.2
<b>Totals</b>	<b>47-18</b>	<b>773/16.4</b>	<b>61-178</b>	<b>.343</b>	<b>24-79</b>	<b>.304</b>	<b>12-25</b>	<b>.480</b>	<b>28-35-63</b>	<b>1.3</b>	<b>69-3</b>	<b>52</b>	<b>42</b>	<b>3</b>	<b>19</b>	<b>158</b>	<b>3.4</b>



# 33 ALEXA MIDDLETON

JR Guard | 5-9 | Advertising  
Murfreesboro, Tenn. | Riverdale H.S.



## PLAYER HIGHS

<b>Points:</b>	29 // Troy, 12/21/16
<b>Rebounds:</b>	5 // Alabama, 2/16/17*
<b>Assists:</b>	11 // Tenn. State, 11/30/16
<b>Steals:</b>	5 // JMU, 11/11/16
<b>Blocks:</b>	1 // Alabama, 2/16/17*
<b>Field Goals:</b>	9 // Vanderbilt, 1/22/17*
<b>3-Pointers:</b>	7 // Troy, 12/21/16
<b>Free Throws:</b>	4 // Troy, 12/21/16*
<b>Minutes:</b>	39 // Texas A&M, 2/12/17

\*Indicates most recent high

SEASON HIGHS

CAREER HIGHS

<b>Points:</b>	29 // Troy, 12/21/16
<b>Rebounds:</b>	7 // Saint Francis, 12/3/14
<b>Assists:</b>	11 // Tenn. State, 11/30/16*
<b>Steals:</b>	5 // JMU, 11/11/16
<b>Blocks:</b>	1 // Alabama, 2/16/17*
<b>Field Goals:</b>	9 // Vanderbilt, 1/22/17*
<b>3-Pointers:</b>	7 // Troy, 12/21/16
<b>Free Throws:</b>	5 // Alabama, 2/19/15
<b>Minutes:</b>	39 // Texas A&M, 2/12/17

SEC HIGHS

<b>Points:</b>	19 // Vanderbilt, 1/22/17
<b>Rebounds:</b>	5 // Alabama, 2/16/17
<b>Assists:</b>	7 // Vanderbilt, 1/22/17
<b>Steals:</b>	2 // Alabama, 2/16/17*
<b>Blocks:</b>	1 // Alabama, 2/16/17*
<b>Field Goals:</b>	9 // Vanderbilt, 1/22/17
<b>3-Pointers:</b>	3 // Florida, 1/26/17
<b>Free Throws:</b>	5 // Alabama, 2/19/15
<b>Minutes:</b>	39 // Texas A&M, 2/12/17

PRODUCTION TRACKER

	2016-17	Career
Had a Double-Double	--	1
Scored 10+ Points	7	13
Scored 20+ Points	3	4
Led UT in Scoring	3	3
Led UT in 3-pt Made	9	11
Led UT in Assists	3	9
Led UT in Steals	5	10
Made 3+ 3-pt	4	4
Had 3+ Steals	2	6

- **Averaging 10.1 points, 2.6 assists, 2.5 rebounds and 1.3 steals per game and hitting 47.2 percent of her shots and 50.0 percent of her three pointers in the Lady Vols' victories.**
- Scoring 9.9 points per game while shooting 33-of-68 (.485) from the floor over UT's last eight games.
- Stepped up in UT's game against Alabama, scoring 14 points and tying her season high in rebounds with five.
- Tallied 14 points, four assists and two steals in Tennessee's game against Texas A&M.
- Returned to the starting lineup for the first time since UNCW, posting six points and four assists in 34 minutes against Missouri.
- Hit a clutch 3-pointer in the middle of the fourth quarter to push the Lady Vols' lead to nine and help lead Tennessee past #4 South Carolina on the road. She finished with eight points on the night.
- Eclipsed double-digit scoring in consecutive SEC games for the first time in her career, finishing with 19 against Vanderbilt (1/22) and 11 versus Florida (1/26).
- Posted 29 points in win over Troy on 9-of-16 shooting and seven 3-pointers in 36 minutes, all of which were career highs.
- **Middleton's seven made 3-pointers were the most by a Lady Vol (and tied for fourth-most in a game all-time) since Ariel Massengale tied the program record with eight treys against Vanderbilt on March 1, 2015.**
- Joins Angie Bjorklund (eight), Kara Lawson (five), Shannon Bobbitt (two), Ariel Massengale (two) and Meighan Simmons (two) as the only six Lady Vols with multiple games of six made 3-pointers in a career.
- Tallied 20 points on 9-of-14 shooting while adding five boards and four assists in 25 min. vs. App. State.
- Started the season out hot, as she hit 10-of-11 three-pointers and had two of the three highest scoring games of her career in the first two contests of the 2016-17 season.
- Scored a career high 21 points on 6-of-7 shooting from behind the arc against Navy.
- Notched 18 points on 4-of-4 shooting from behind the three-point line while also adding a career-high five steals in 26 minutes off the bench as the Lady Vols defeated JMU 81-69.
- Notched a season-best 15 points, five rebounds and six assists on 5-of-8 shooting in the season opener against Central Arkansas.
- **She became the 18th freshman to start her first game as a Lady Vol, carding a double-double of 20 points and 11 assists in the opener vs. Penn, recording the most assists by a Lady Vol in a freshman debut.**
- She was only the fifth Lady Vol to score 20 or more in her rookie debut.

## 2016-17 GAME-BY-GAME STATS

OPPONENT	DATE	MIN	FG	FGA	PCT	3FG	3FGA	PCT	FT	FTA	PCT	OR	DR	TR	PF	FO	A	TO	BLK	STL	PTS
at JMU	11/11/16	26	5-6	.833	4-4	1.000	4-6	.667	0	3	3	2-0	2	4	0	5	18				
Navy	11/13/16	34	7-11	.636	6-7	.857	1-2	.500	0	3	3	2-0	2	2	0	0	21				
*at ETSU	11/15/16	28	2-6	.333	1-3	.333	2-2	1.000	1	4	5	3-0	2	0	0	0	7				
at Penn State	11/20/16	14	0-3	.000	0-2	.000	0-0	.000	0	1	1	2-0	0	2	0	0	0				
*at Va. Tech	11/27/16	32	1-7	.143	0-2	.000	0-0	.000	0	3	3	3-0	1	1	0	0	2				
Tennessee St.	11/30/16	29	4-15	.267	1-4	.250	0-0	.000	0	4	4	0-0	11	4	0	4	9				
Baylor	12/4/16	21	0-6	.000	0-2	.000	2-2	1.000	0	1	1	1-0	2	3	0	0	2				
at Texas	12/11/16	16	2-4	.500	1-3	.333	1-2	.500	1	1	2	0-0	2	1	0	0	6				
App. State	12/14/16	25	9-14	.643	0-0	.000	2-2	1.000	1	4	5	0-0	4	0	0	1	20				
Stanford	12/18/16	30	2-3	.667	1-1	1.000	0-0	.000	1	4	5	1-0	1	2	0	3	5				
*Troy	12/21/16	36	9-16	.563	7-10	.700	4-4	1.000	0	2	2	2-0	2	5	1	1	29				
*UNCW	12/29/16	31	3-6	.500	1-4	.250	0-0	.000	0	5	5	0-0	1	3	1	0	7				
Kentucky	1/1/17	16	0-6	.000	0-3	.000	0-0	.000	0	1	1	1-0	3	1	1	0	0				
at Vanderbilt	1/5/17	17	0-3	.000	0-2	.000	2-2	1.000	0	1	1	3-0	0	2	0	1	2				
Miss. State	1/8/17	13	0-4	.000	0-2	.000	0-0	.000	0	2	2	1-0	0	0	0	0	0				
at Ole Miss	1/12/17	23	1-7	.143	0-2	.000	0-0	.000	0	3	3	1-0	2	2	0	0	2				
Notre Dame	1/16/17	11	0-3	.000	0-1	.000	0-0	.000	0	1	1	1-0	1	3	0	0	0				
at Auburn	1/19/17	18	0-7	.000	0-4	.000	0-0	.000	0	2	2	0-0	1	3	0	1	0				
Vanderbilt	1/22/17	34	9-18	.500	1-5	.200	0-0	.000	0	2	2	2-0	7	1	0	1	19				
at Florida	1/26/17	26	4-8	.500	3-5	.600	0-0	.000	0	1	1	1-0	0	2	0	2	11				
at S. Carolina	1/30/17	29	3-3	1.000	2-2	1.000	0-0	.000	0	1	1	2-0	1	1	0	1	8				
LSU	2/2/17	12	0-2	.000	0-2	.000	0-0	.000	0	0	0	1-0	1	1	0	0	0				
at Georgia	2/5/17	19	2-4	.500	2-4	.500	1-2	.500	0	0	0	0-0	1	3	0	2	7				
*Missouri	2/9/17	34	3-7	.429	0-1	.000	0-0	.000	0	1	1	3-0	4	2	0	1	6				
*Texas A&M	2/12/17	39	6-13	.462	2-7	.286	0-0	.000	0	0	0	2-0	4	3	0	2	14				
*at Alabama	2/16/17	37	6-13	.462	2-6	.333	0-0	.000	0	5	5	4-0	2	2	1	2	14				
Arkansas	2/19/17																				
Florida	2/23/17																				
at Miss. State	2/26/17																				

\* indicates game started

## CAREER STATS

Season	GP-GS	MIN/MPG	FGs	FG Pct	3FGs	3FG Pct	FTs	FT Pct	O-R-Reb	RPG	PF-FO	Asst	TO	Blk	Stl	Pts	PPG
14-15	36-3	483/13.4	53-145	.366	12-42	.286	20-28	.714	18-37-55	1.5	39-0	49	40	1	26	138	3.8
15-16	29-2	346/11.9	32-84	.381	9-35	.257	14-18	.778	14-20-34	1.2	22-1	41	37	0	17	87	3.0
16-17	26-7	650/25.0	78-195	.400	34-88	.386	19-24	.792	4-55-59	2.3	38-0	57	53	4	27	209	8.0
<b>Totals</b>	<b>91-12</b>	<b>1479/16.3</b>	<b>163-424</b>	<b>.384</b>	<b>55-165</b>	<b>.333</b>	<b>53-70</b>	<b>.757</b>	<b>36-112-148</b>	<b>1.6</b>	<b>99-1</b>	<b>147</b>	<b>130</b>	<b>5</b>	<b>70</b>	<b>434</b>	<b>4.8</b>

# 31 JAIME NARED

Name Pronounced: JAY-mee NARD

JR Guard/Forward | 6-2 | Communication Studies  
Portland, Ore. | Westview H.S.



## PLAYER HIGHS

### SEASON HIGHS

<b>Points:</b>	27 // South Carolina, 1/30/17
<b>Rebounds:</b>	14 // Troy, 12/21/16
<b>Assists:</b>	4 // UNCW, 12/29/16*
<b>Steals:</b>	3 // South Carolina, 1/30/17*
<b>Blocks:</b>	2 // Miss. State, 1/8/17*
<b>Field Goals:</b>	10 // Texas, 12/11/16
<b>3-Pointers:</b>	3 // Florida, 1/26/17*
<b>Free Throws:</b>	12 // South Carolina, 1/30/17
<b>Minutes:</b>	40 // Missouri, 2/9/17*

\*Indicates most recent high

### CAREER HIGHS

<b>Points:</b>	27 // South Carolina, 1/30/17
<b>Rebounds:</b>	14 // Troy, 12/21/16
<b>Assists:</b>	6 // Syracuse, 3/27/16
<b>Steals:</b>	4 // Saint Francis, 12/3/14
<b>Blocks:</b>	3 // Alabama, 2/25/16
<b>Field Goals:</b>	10 // Texas, 12/11/16
<b>3-Pointers:</b>	3 // Florida, 1/26/17*
<b>Free Throws:</b>	12 // South Carolina, 1/30/17
<b>Minutes:</b>	40 // Missouri, 2/9/17*

### SEC HIGHS

<b>Points:</b>	27 // South Carolina, 1/30/17
<b>Rebounds:</b>	10 // LSU, 2/2/17*
<b>Assists:</b>	5 // Alabama, 2/19/15
<b>Steals:</b>	3 // South Carolina, 1/30/17*
<b>Blocks:</b>	3 // Alabama, 2/25/16
<b>Field Goals:</b>	9 // LSU, 2/2/17*
<b>3-Pointers:</b>	3 // Florida, 1/26/17*
<b>Free Throws:</b>	12 // South Carolina, 1/30/17
<b>Minutes:</b>	40 // Missouri, 2/9/17*

### PRODUCTION TRACKER

	2016-17	Career
Had a Double-Double	7	8
Scored 10+ Points	18	40
Scored 20+ Points	6	7
Led UT in Scoring	7	12
Led UT in 3-pt Made	8	14
Led UT in Rebounding	3	3
Led UT in Steals	5	12
Made 3+ 3-pt	3	3
Had 3+ Steals	1	6

- Has improved her numbers across the board from last season: **points (8.3 to 15.1), rebounds (4.8 to 6.6), field goal percentage (.342 to .423) and free throw percentage (.741 to .884).**
- Shooting 88.4 percent from the free throw line this season, which is first in the SEC and 15th in the country.
- Came out on fire against LSU, converting on 9 of her 10 shots from field for 26 points to go along with 10 rebounds.
- Named Co-SEC Player of the Week for her performances against #4 South Carolina and Florida.
- Drew a foul with five seconds remaining in game at #4 South Carolina and converted both free throws to give Tennessee the victory. She finished with career highs in points (27) and free throws made (12).**
- Tied her career high in 3-pointers made with three in the first quarter of UT's win over Florida, finishing with 16 points and seven rebounds.
- Hit the game-winning shot against #6 Notre Dame with 11 seconds remaining in the game to give Tennessee its second top-10 win this season. Finished with 12 points, five rebounds, two assists and a steal.**
- Posted another dominant performance, scoring a career-high 23 points to go along with seven rebounds against Ole Miss. It was her fourth time scoring 20-plus points in a game this season.
- Helped ice UT's win over #17/23 Kentucky, scoring 18 points and hitting all four of her free throws in the final 34 seconds of the game to seal the victory for the Lady Vols.
- Dropped 21 points and a career-high 14 rebounds to go with four assists and a steal in win over Troy.
- Scored a career-high 22 points, including seven points in a 13-4 spurt at the end of the first half which helped get the Lady Vols back in the game against #17 Texas.
- Recorded four consecutive double-doubles against Penn State (18 pts, 11 rebs), Virginia Tech (11 pts, 10 rebs), Tennessee State (16 pts, 10 rebs) and #4 Baylor (19 pts, 11 rebs). That is tied for the sixth longest streak of consecutive double-doubles in school history.
- Tallied a double-double with 19 points and 11 boards while adding two assists, two blocks against #4 Baylor.
- Selected as a member of the VOLeaders Academy for the 2016-17 Season
- Member of the SEC Academic Honor Roll in 2015-16 and SEC First-Year Academic Honor Roll in 2014-15.
- Featured in New York Times, Good Morning America and CNN in 2008 as a 12-year-old being banned from a boys basketball league for being too good.**

## 2016-17 GAME-BY-GAME STATS

OPPONENT	DATE	MIN	FG	FGA	PCT	3FG	3FGA	PCT	FT	FTA	PCT	OR	DR	TR	PF	FO	A	TO	BLK	STL	PTS
*at JMU	11/11/16	28	5-12	.417	3-6	.500	6-7	.857	2	6	8	5-1	0	5	0	0	0	19			
*Navy	11/13/16	28	3-8	.375	0-0	.000	0-0	.000	2	5	7	2-0	4	3	0	1	6				
*at ETSU	11/15/16	31	1-4	.250	0-1	.000	2-2	1.000	1	3	4	1-0	2	2	0	1	4				
*at Penn State	11/20/16	40	8-17	.471	0-4	.000	2-2	1.000	5	6	11	0-0	2	1	0	1	18				
*at Va. Tech	11/27/16	38	4-10	.400	1-3	.333	2-2	1.000	2	8	10	2-0	0	5	1	2	11				
*Tennessee St.	11/30/16	25	6-13	.462	0-2	.000	4-4	1.000	3	7	10	0-0	2	1	0	3	16				
*Baylor	12/4/16	33	5-14	.357	2-4	.500	7-10	.700	3	8	11	4-0	2	3	2	1	19				
*at Texas	12/11/16	38	10-20	.500	2-6	.333	0-0	.000	4	1	5	5-1	0	2	2	2	22				
*App. State	12/14/16	30	5-9	.556	1-3	.333	4-4	1.000	2	8	10	2-0	3	2	0	0	15				
*Stanford	12/18/16	40	3-11	.273	1-2	.500	3-3	1.000	4	2	6	3-0	0	1	0	0	10				
*Troy	12/21/16	28	8-17	.471	1-3	.333	4-4	1.000	5	9	14	5-1	4	4	0	1	21				
*UNCW	12/29/16	31	7-13	.538	1-2	.500	6-6	1.000	0	2	2	1-0	4	2	1	2	21				
*Kentucky	1/1/17	32	5-10	.500	3-4	.750	5-6	.833	0	5	5	3-0	2	0	0	1	18				
*at Vanderbilt	1/5/17	40	5-13	.385	2-4	.500	0-1	.000	5	1	6	3-0	2	2	1	2	12				
*Miss. State	1/8/17	30	2-10	.200	0-2	.000	8-8	1.000	3	4	7	5-1	1	3	2	1	12				
*at Ole Miss	1/12/17	40	9-18	.500	1-4	.250	4-4	1.000	2	5	7	2-0	2	4	0	0	23				
*Notre Dame	1/16/17	38	4-12	.333	0-2	.000	4-4	1.000	3	2	5	4-0	2	2	0	1	12				
*at Auburn	1/19/17	39	4-9	.444	1-4	.250	3-4	.750	1	1	2	1-0	3	1	0	2	12				
*Vanderbilt	1/22/17	31	6-11	.545	2-3	.667	3-3	1.000	0	2	2	2-0	3	2	0	2	17				
*at Florida	1/26/17	40	4-13	.308	3-4	.750	5-6	.833	4	3	7	3-0	1	1	0	1	16				
*at S. Carolina	1/30/17	40	7-15	.467	1-3	.333	12-15	.800	2	3	5	2-0	3	1	0	3	27				
*LSU	2/2/17	40	9-10	.900	1-2	.500	7-8	.875	5	5	10	1-0	0	1	0	0	26				
*at Georgia	2/5/17	29	1-6	.167	0-1	.000	3-4	.750	1	1	2	5-1	1	1	0	0	5				
*Missouri	2/9/17	40	5-11	.455	2-4	.500	6-6	1.000	1	4	5	2-0	0	1	0	0	18				
*Texas A&M	2/12/17	39	2-7	.286	0-2	.000	5-6	.833	2	5	7	0-0	2	0	1	1	9				
*at Alabama	2/16/17	24	1-12	.083	0-4	.000	2-2	1.000	1	2	3	5-1	0	0	0	1	4				
Arkansas	2/19/17																				
Florida	2/23/17																				
at Miss. State	2/26/17																				

\* indicates game started

## CAREER STATS

Season	GP-GS	MIN/MPG	FGs	FG Pct	3FGs	3FG Pct	FTs	FT Pct	O-R-Reb	RPG	PF-FO	Asst	TO	Blk	Stl	Pts	PPG
14-15	36-3	566/15.7	60-159	.377	8-36	.222	59-71	.831	55-72-127	3.5	45-0	38	32	12	24	187	5.2
15-16	27-26	676/25.0	75-219	.342	13-49	.265	60-81	.741	60-70-130	4.8	55-2	44	47	8	22	223	8.3
16-17	26-26	892/34.3	129-305	.423	28-79	.354	107-121	.884	63-108-171	6.6	68-6	45	50	10	29	393	15.1
<b>Totals</b>	<b>89-55</b>	<b>2134/24.0</b>	<b>264-683</b>	<b>.387</b>	<b>49-164</b>	<b>.299</b>	<b>226-273</b>	<b>.828</b>	<b>178-250-428</b>	<b>4.8</b>	<b>168-8</b>	<b>127</b>	<b>129</b>	<b>30</b>	<b>75</b>	<b>803</b>	<b>9.0</b>



# 4 SCHAQUILLA NUNN

Name Pronounced: sha-KWEE-la

SR Forward | 6-3 | Master's: Human Resources Mgmt.  
Fayetteville, Ga. | Fayette County H.S. | Winthrop Univ.



## PLAYER HIGHS

SEASON HIGHS

<b>Points:</b>	15 // Alabama, 2/16/17
<b>Rebounds:</b>	15 // Alabama, 2/16/17*
<b>Assists:</b>	2 // Tenn. State, 11/30/16*
<b>Steals:</b>	2 // Vanderbilt, 1/22/17
<b>Blocks:</b>	2 // Vanderbilt, 1/22/17*
<b>Field Goals:</b>	6 // Alabama, 2/16/17
<b>3-Pointers:</b>	--
<b>Free Throws:</b>	6 // Troy, 12/21/16
<b>Minutes:</b>	31 // Tenn. State, 11/30/16

\*Indicates most recent highs

CAREER HIGHS

<b>Points:</b>	39 // Gallaudet., 11/15/14*
<b>Rebounds:</b>	20 // Campbell, 1/27/15*
<b>Assists:</b>	3 // Longwood, 12/30/14**
<b>Steals:</b>	5 // Gallaudet, 11/15/14*
<b>Blocks:</b>	10 // Mississippi St., 11/20/12*
<b>Field Goals:</b>	18 // Gallaudet, 11/15/14*
<b>3-Pointers:</b>	--
<b>Free Throws:</b>	11 // Presbyterian, 2/28/15*
<b>Minutes:</b>	40 // Campbell, 3/5/15**

\*Indicates career high came at Winthrop

SEC HIGHS

<b>Points:</b>	15 // Alabama, 2/16/17
<b>Rebounds:</b>	15 // Alabama, 2/16/17
<b>Assists:</b>	--
<b>Steals:</b>	2 // Vanderbilt, 1/22/17
<b>Blocks:</b>	2 // Vanderbilt, 1/22/17
<b>Field Goals:</b>	6 // Alabama, 2/16/17
<b>3-Pointers:</b>	--
<b>Free Throws:</b>	4 // Miss. State, 1/8/17
<b>Minutes:</b>	30 // Alabama, 2/16/17

PRODUCTION TRACKER

	2016-17	Career
Had a Double-Double	1	45
Scored 10+ Points	4	59
Scored 20+ Points	--	8
Led UT in Scoring	--	--
Led UT in Blocks	2	2
Led UT in Rebounding	2	2
Led UT in Steals	1	1
Had 3+ Blocks	--	51
Had 10+ Rebounds	2	57

- **In games when she plays more than 15 minutes, Nunn is averaging 10.0 points, 9.8 rebounds, 0.8 steals, 0.7 blocks, 0.7 assists and 60.0 percent shooting.**
- Posted her first double-double as a Lady Vol against Alabama, totaling 15 points and 15 rebounds in 30 minutes of action.
- Eclipsed the 1,000 rebound milestone against LSU, grabbing nine rebounds to go along with 13 points in the contest. Scored her 1,000th point earlier in the season against TSU.
- Grabbed a pair of offensive rebounds for two easy buckets to help Tennessee erase a 10-point deficit in the fourth quarter of the Lady Vols' win over #6 Notre Dame at home.
- Stepped up as a key role player during UT's win against #17/23 Kentucky, scoring six points and grabbing seven rebounds in nine minutes of action.
- Narrowly missed her first double-double as a Lady Vol after posting 11 points and nine rebounds against UNCW, which was also her 100th career game.
- Scored a season-high 12 points on 5-of-7 shooting while grabbing five rebounds vs. Appalachian State.
- Grabbed 15 rebounds to go along with eight points, two assists and two blocks in the win over TSU.
- Scored her 1,000th career point when she hit two free throws with 8:33 left in the 2nd quarter vs. TSU.
- Notched eight points, five rebounds and a block as she came off the bench for the first time in her Lady Vol career against ETSU.
- Missed 2015-16 season with broken foot and transferred to Tennessee after earning her degree in business from Winthrop.
- Recorded 12 points and 15 rebounds against Tennessee as a visitor to Thompson-Boling on 11/21/14.
- Holds Winthrop career records for most rebounds (910) and blocked shots (279) while starting 86 of 88 games played.
- Nunn put up 13.7 points and 11.3 rebounds per contest as a junior in 2014-15, tallying WU single-season records of 333 rebounds and 109 blocks.
- **She finished her junior year ranked ninth in NCAA Division I in blocks per game (3.63) and 15th in rebounds per contest (11.3).**
- With 20 double-doubles as a junior, Nunn ran her career total to 49, including a 12-point and 15-rebound effort vs. Tennessee in Knoxville on Nov. 21, 2014.
- **She also holds a record for triple-doubles, becoming the quickest Division I women's player to record her first one, doing so in the second game of her rookie campaign in 2012.**

## 2016-17 GAME-BY-GAME STATS

OPPONENT	DATE	MIN	FG	FGA	PCT	3FG	3FGA	PCT	FT	FTA	PCT	OR	DR	TR	PF	FO	A	TO	BLK	STL	PTS
*at JMU	11/11/16	10	0-1	.000	0-0	.000	2-2	1.000	0	1	1	0-0	1	0	0	1	0	0	1	2	
*Navy	11/13/16	12	1-2	.500	0-0	.000	2-4	.500	2	3	5	2-0	2	4	0	1	4				4
at ETSU	11/15/16	14	3-6	.500	0-0	.000	2-2	1.000	2	3	5	0-0	0	2	1	0	8				8
*at Penn State	11/20/16	7	0-3	.000	0-0	.000	0-0	.000	1	2	3	0-0	0	1	0	0	0				0
at Va. Tech	11/27/16	3	1-3	.333	0-0	.000	0-0	.000	0	2	2	1-0	0	0	0	0	2				2
*Tennessee St.	11/30/16	31	2-5	.400	0-0	.000	4-7	.571	7	8	15	1-0	2	3	2	1	8				8
Baylor	12/4/16	10	0-2	.000	0-0	.000	0-0	.000	1	4	5	1-0	0	1	0	0	0				0
at Texas	12/11/16	6	1-1	1.000	0-0	.000	0-0	.000	1	0	1	1-0	0	1	1	0	2				2
App. State	12/14/16	19	5-7	.714	0-0	.000	2-4	.500	3	2	5	3-0	0	0	0	1	12				12
Stanford	12/18/16	4	0-0	.000	0-0	.000	1-2	.500	0	1	1	0-0	0	0	0	0	1				1
Troy	12/21/16	18	2-4	.500	0-0	.000	6-8	.750	3	5	8	4-0	0	4	2	0	10				10
UNCW	12/29/16	22	4-6	.667	0-0	.000	3-5	.600	2	7	9	1-0	1	2	0	0	11				11
Kentucky	1/1/17	9	2-4	.500	0-0	.000	2-3	.667	4	3	7	0-0	0	0	0	0	6				6
at Vanderbilt	1/5/17	6	1-3	.333	0-0	.000	2-2	1.000	1	1	2	2-0	0	0	0	0	4				4
Miss. State	1/8/17	9	0-0	.000	0-0	.000	4-4	1.000	1	0	1	0-0	0	2	1	0	4				4
at Ole Miss	1/12/17	6	0-0	.000	0-0	.000	0-0	.000	1	1	2	0-0	0	0	0	0	0				0
Notre Dame	1/16/17	12	4-5	.800	0-0	.000	0-2	.000	3	1	4	1-0	0	1	0	1	8				8
at Auburn	1/19/17	11	1-1	1.000	0-0	.000	2-2	1.000	2	1	3	0-0	0	1	1	0	4				4
Vanderbilt	1/22/17	16	2-2	1.000	0-0	.000	0-0	.000	3	4	7	2-0	0	2	2	2	4				4
at Florida	1/26/17	7	1-1	1.000	0-0	.000	1-2	.500	0	1	1	1-0	0	0	0	0	3				3
at S. Carolina	1/30/17	3	0-0	.000	0-0	.000	0-0	.000	0	0	0	0-0	0	0	0	0	0				0
LSU	2/2/17	13	5-6	.833	0-0	.000	3-4	.750	4	5	9	2-0	0	1	1	0	13				13
at Georgia	2/5/17	12	0-3	.000	0-0	.000	2-2	1.000	2	0	2	1-0	0	0	0	0	2				2
Missouri	2/9/17	4	1-1	1.000	0-0	.000	0-1	.000	1	0	1	0-0	0	0	0	0	2				2
Texas A&M	2/12/17	2	0-1	.000	0-0	.000	0-0	.000	0	1	1	0-0	0	0	0	0	0				0
at Alabama	2/16/17	30	6-11	.545	0-0	.000	3-4	.750	6	9	15	0-0	0	1	0	1	15				15
Arkansas	2/19/17																				
Florida	2/23/17																				
at Miss. State	2/26/17																				

\* indicates game started

## CAREER STATS

Season	GP-GS	MIN/MPG	FGs	FG Pct	3FGs	3FG Pct	FTs	FT Pct	O-R-Reb	RPG	PF-FO	Asst	TO	Blk	Stl	Pts	PPG
*12-13	30-28	882/29.4	108-218	.495	0-0	.000	47-75	.627	110-194-304	10.1	83-3	11	53	97	17	263	8.8
*13-14	28-28	841/30.0	124-239	.519	0-0	.000	59-52	.641	107-166-273	9.8	73-1	2	53	73	22	307	11.0
*14-15	30-30	968/32.3	162-320	.506	0-0	.000	88-138	.638	122-211-333	11.1	95-4	20	92	109	34	412	13.7
*15-16	Redshirt																
16-17	26-4	296/11.4	42-78	.538	0-0	.000	41-60	.683	50-65-115	4.4	23-0	6	26	11	8	125	4.8
<b>Totals</b>	<b>114-90</b>	<b>2987/26.2</b>	<b>436-855</b>	<b>.510</b>	<b>0-0</b>	<b>.000</b>	<b>235-365</b>	<b>.644</b>	<b>389-636-1025</b>	<b>9.0</b>	<b>274-8</b>	<b>39</b>	<b>224</b>	<b>290</b>	<b>81</b>	<b>1107</b>	<b>9.7</b>

\*At Winthrop

# JORDAN REYNOLDS

SR Guard | 5-11 | Recreation & Sport Management  
Portland, Ore. | Central Catholic H.S.



## PLAYER HIGHS

SEASON HIGHS

<b>Points:</b>	14 // Stanford, 12/18/16
<b>Rebounds:</b>	14 // UNCW, 12/29/16
<b>Assists:</b>	13 // Troy, 12/21/16
<b>Steals:</b>	4 // ETSU, 11/15/16
<b>Blocks:</b>	2 // Virginia Tech, 11/27/16
<b>Field Goals:</b>	6 // Notre Dame, 1/16/17*
<b>3-Pointers:</b>	2 // Alabama, 2/16/17*
<b>Free Throws:</b>	7 // Florida, 1/26/17
<b>Minutes:</b>	50 // Georgia, 2/5/17

\*Indicates most recent high

CAREER HIGHS

<b>Points:</b>	17 // S. Carolina, 3/8/15
<b>Rebounds:</b>	14 // UNCW, 12/29/16
<b>Assists:</b>	13 // Troy, 12/21/16
<b>Steals:</b>	7 // Oral Roberts, 11/17/14
<b>Blocks:</b>	2 // Virginia Tech, 11/27/16*
<b>Field Goals:</b>	6 // Notre Dame, 1/16/17*
<b>3-Pointers:</b>	3 // Kentucky, 3/7/15
<b>Free Throws:</b>	7 // Florida, 1/26/17*
<b>Minutes:</b>	50 // Georgia, 2/5/17

SEC HIGHS

<b>Points:</b>	16 // Texas A&M, 2/7/16
<b>Rebounds:</b>	11 // Mississippi St., 1/28/16
<b>Assists:</b>	8 // Missouri, 2/9/17
<b>Steals:</b>	4 // Vanderbilt, 3/1/15
<b>Blocks:</b>	2 // Alabama, 1/31/16*
<b>Field Goals:</b>	5 // Mississippi St., 1/28/16*
<b>3-Pointers:</b>	2 // Alabama, 2/16/17*
<b>Free Throws:</b>	7 // Florida, 1/26/17
<b>Minutes:</b>	50 // Georgia, 2/5/17

PRODUCTION TRACKER

	2016-17	Career
Had a Double-Double	2	3
Scored 10+ Points	11	26
Scored 20+ Points	--	--
Led UT in Scoring	--	5
Led UT in 3-pt Made	3	12
Led UT in Assists	16	41
Led UT in Steals	6	27
Made 3+ 3-pt	--	1
Had 3+ Steals	4	18

- Has 113 assists and only 41 turnovers through 25 games. Her 2.8 assist-to-turnover ratio is the second best of any season in her career and ranks second in the SEC and 15th in the country.
- Chipped in 12 points, eight assists and four rebounds in Tennessee's win over Missouri.
- Posted an all-around performance in win over #6 Notre Dame with 12 points, seven rebounds, four assists and a steal.
- Recorded the third triple-double in program history with her career-high 14 rebounds to go along with 11 points and 10 assists against UNCW, joining performances by Shekinna Stricklen vs. Oklahoma on Jan. 3, 2010 (17 points, 13 rebounds, 12 assists) and Shelia Collins vs. Florida State on Feb. 8, 1985 (18 points, 10 rebounds, 10 steals).**
- Secured her first double-double of the season with 12 points and a career-high 13 assists, which is tied for the third-most in school history, in the Lady Vols' wire-to-wire win over Troy.
- Provided a spark vs. #10 Stanford with a season-high 14 points to go with three assists and two steals.
- Grabbed a team-high seven boards and handed out five assists without turning the ball over vs. #17 Texas.
- Notched her first career double-double with 15 points and a career-high 11 rebounds in 41 minutes while also recording three assists against #13 Mississippi State on Jan. 28.
- Scored 12 points on 4-of-7 shooting while adding three boards, two assists and two steals against Arizona State in the NCAA Second Round.
- Scored a career-high 17 points vs. South Carolina in the SEC Tournament championship game helping her to earn a spot on the 2015 SEC All-Tournament Team.**
- Had 12 points, seven rebounds, three assists and a block, and she hit the game-tying free throw vs. Gonzaga in 2015 to send the game into overtime after UT had been down 17 points in the NCAA Sweet 16.
- Carded a career-high seven steals vs. Oral Roberts, the most by a Lady Vol sophomore since Loree Moore had seven in 2002.
- Driving force in UT's 17th SEC Tournament title, scoring a career-best 11 points, going 4-of-6 from the field and 3-for-3 from the free throw line, vs. Kentucky which caused her to trend nationally on Twitter.
- Her mom Kimberly James played at San Diego State, and her aunt, Deborah Lange, played at Oregon.
- Her sister, Ariel, was a forward at the University of Utah before graduating in 2014.

## 2016-17 GAME-BY-GAME STATS

OPPONENT	DATE	MIN	FG	FGA	PCT	3FG	3FGA	PCT	FT	FTA	PCT	OR	DR	TR	PF	FO	A	TO	BLK	STL	PTS
*at JMU	11/11/16	34	2-6	.333	0-2	.000	1-2	.500	2	3	5	4-0	2	3	0	1	5				5
*Navy	11/13/16	37	5-8	.625	2-2	1.000	0-0	.000	1	7	8	0-0	7	2	0	2	12				12
*at ETSU	11/15/16	32	5-6	.833	0-1	.000	0-0	.000	4	3	7	3-0	3	1	0	4	10				10
*at Penn State	11/20/16	35	1-6	.167	0-3	.000	1-2	.500	4	2	6	0-0	1	1	0	2	3				3
*at Va. Tech	11/27/16	27	5-13	.385	1-1	1.000	0-1	.000	2	6	8	3-0	3	1	2	1	11				11
Tennessee St.	11/30/16		DNP																		
*Baylor	12/4/16	29	1-5	.200	0-1	.000	0-0	.000	3	1	4	0-0	4	1	0	0	2				2
*at Texas	12/11/16	34	1-9	.111	0-1	.000	0-0	.000	1	6	7	2-0	5	0	1	0	2				2
*App. State	12/14/16	24	1-9	.111	0-2	.000	0-0	.000	0	3	3	1-0	4	2	0	2	2				2
*Stanford	12/18/16	40	6-15	.400	1-4	.250	1-2	.500	1	1	2	1-0	3	3	1	2	14				14
*Troy	12/21/16	34	5-12	.417	0-0	.000	2-2	1.000	4	4	8	3-0	13	2	0	3	12				12
*UNCW	12/29/16	33	5-9	.556	0-0	.000	1-2	.500	3	11	14	2-0	10	3	0	3	11				11
*Kentucky	1/1/17	29	0-1	.000	0-0	.000	0-0	.000	0	6	6	4-0	4	0	0	1	0				0
*at Vanderbilt	1/5/17	38	4-8	.500	1-2	.500	2-2	1.000	3	5	8	4-0	3	0	1	0	11				11
*Miss. State	1/8/17	30	3-9	.333	0-0	.000	0-0	.000	1	4	5	4-0	2	3	0	0	6				6
*at Ole Miss	1/12/17	35	4-7	.571	0-0	.000	2-2	1.000	1	3	4	4-0	3	1	0	3	10				10
*Notre Dame	1/16/17	40	6-10	.600	0-1	.000	0-2	.000	0	7	7	3-0	4	1	0	1	12				12
*at Auburn	1/19/17	26	1-5	.200	0-1	.000	0-0	.000	0	2	2	1-0	2	5	0	1	2				2
*Vanderbilt	1/22/17	32	1-6	.167	0-1	.000	0-0	.000	2	3	5	1-0	1	1	1	1	2				2
*at Florida	1/26/17	34	2-7	.286	0-0	.000	7-8	.875	2	7	9	2-0	5	2	0	1	11				11
*at S. Carolina	1/30/17	31	1-7	.143	0-0	.000	0-0	.000	0	2	2	2-0	4	2	0	0	2				2
*LSU	2/2/17	38	1-5	.200	0-0	.000	0-0	.000	0	0	0	1-0	5	1	0	0	2				2
*at Georgia	2/5/17	50	2-7	.286	0-3	.000	1-1	1.000	1	2	3	0-0	7	3	0	0	5				5
*Missouri	2/9/17	40	3-7	.429	2-2	1.000	4-4	1.000	0	4	4	2-0	8	1	0	0	12				12
*Texas A&M	2/12/17	37	1-5	.200	1-2	.500	2-2	1.000	2	3	5	2-0	5	1	1	1	5				5
*at Alabama	2/16/17	38	2-6	.333	2-2	1.000	1-2	.500	1	1	2	5-1	5	1	2	0	7				7
Arkansas	2/19/17																				
Florida	2/23/17																				
at Miss. State	2/26/17																				

\* indicates game started

## CAREER STATS

Season	GP-GS	MIN/MPG	FGs	FG Pct	3FGs	3FG Pct	FTs	FT Pct	O-R-Reb	RPG	PF-FO	Asst	TO	Blk	Stl	Pts	PPG
13-14	34-0	549/16.1	49-129	.380	12-49	.245	18-23	.783	7-57-64	1.9	39-0	62	34	4	31	128	3.8
14-15	36-35	923/25.6	95-253	.375	21-66	.318	50-63	.794	31-100-131	3.6	38-0	83	56	10	53	261	7.3
15-16	34-19	857/25.2	66-193	.342	7-36	.194	24-33	.727	38-98-136	4.0	56-0	89	55	7	36	163	4.8
16-17	25-25	857/34.3	68-188	.362	10-31	.323	25-34	.735	38-96-134	5.4	54-1	113	41	9	29	171	6.8
<b>Totals</b>	<b>129-79</b>	<b>3186/24.7</b>	<b>278-763</b>	<b>.364</b>	<b>50-182</b>	<b>.275</b>	<b>117-153</b>	<b>.765</b>	<b>114-351-465</b>	<b>3.6</b>	<b>187-1</b>	<b>347</b>	<b>186</b>	<b>30</b>	<b>149</b>	<b>723</b>	<b>5.6</b>

# 21 MERCEDES RUSSELL

R-JR Center | 6-6 | Communication Studies  
Springfield, Ore. | Springfield H.S.



## PLAYER HIGHS

SEASON HIGHS

Points:	26 // Auburn, 1/19/17
Rebounds:	17 // Georgia, 2/5/17
Assists:	3 // Missouri, 2/9/17*
Steals:	4 // Ole Miss, 1/12/17
Blocks:	6 // Vanderbilt, 1/5/17
Field Goals:	11 // Auburn, 1/19/17
3-Pointers:	--
Free Throws:	9 // JMU, 11/11/16
Minutes:	49 // Georgia, 2/5/17

\*Indicates most recent high

CAREER HIGHS

Points:	26 // Auburn, 1/19/17
Rebounds:	17 // Georgia, 2/5/17
Assists:	3 // Missouri, 2/9/17*
Steals:	4 // Ole Miss, 1/12/17
Blocks:	6 // Vanderbilt, 1/5/17*
Field Goals:	12 // Ohio State, 3/25/16
3-Pointers:	--
Free Throws:	9 // JMU, 11/11/16
Minutes:	49 // Georgia, 2/5/17

SEC HIGHS

Points:	26 // Auburn, 1/19/17
Rebounds:	17 // Georgia, 2/5/17
Assists:	3 // Missouri, 2/9/17*
Steals:	4 // Ole Miss, 1/12/17
Blocks:	6 // Vanderbilt, 1/5/17
Field Goals:	11 // Auburn, 1/19/17
3-Pointers:	-
Free Throws:	7 // Vanderbilt, 1/5/17
Minutes:	49 // Georgia, 2/5/17

PRODUCTION TRACKER

	2016-17	Career
Had a Double-Double	14	25
Scored 10+ Points	24	51
Scored 20+ Points	5	7
Led UT in Scoring	7	11
Led UT in Blocks	14	56
Led UT in Rebounding	14	31
Led UT in Steals	2	6
Had 3+ Blocks	5	21
Had 10+ Rebounds	14	29

- Has improved her numbers across the board from last season: points (9.9 to 16.7), rebounds (8.3 to 9.4), assists (0.8 to 1.2) and free throw percentage (.554 to .694).
- Scored 15+ points in 20 games this year after scoring 15+ in only four games over her first two years.
- Recorded 14 double-doubles in this season (tied for 2nd in the SEC) and has 25 in her career (tied for 3rd amongst active SEC players), which ranks 10th in Tennessee history.
- Notched 144 career blocks in her career, recently passing Tamika Catchings (136) for seventh on the school's all-time career blocks list against Auburn.
- In UT's game against Alabama, Russell became the 43rd Lady Vol to score 1,000 points. She finished with 17 in the game to go along with nine boards.
- Posted her 14th double-double of the season against Texas A&M with 17 points and 11 rebounds, tying Candace Parker for the third most by a junior in Lady Vol history.
- Dropped 24 points, a career-high 17 rebounds, three blocks and two steals against Georgia.
- Put together a dominant performance in the paint against #4 South Carolina, shooting 80 percent (8-10) from the field for 16 points to go along with 10 rebounds.
- Tallied a career-high 26 points on 11-of-14 shooting against Auburn to go along with 11 rebounds, two blocks and a steal.
- Totaled 13 points, four rebounds and two blocks against #6 Notre Dame, with the second block coming on the final shot of the game by the Irish from three that could have won the game for them.
- Posted another dominant performance in win at Vanderbilt, totaling 15 points, 13 rebounds and six blocks.
- Named SEC Player of the Week (1/3/17) after dropping 20 points and 11 rebounds against UNCW followed up by 22 points and nine rebounds in UT's win over #17/23 Kentucky. This marks the second conference honor for Russell, who was the SEC Freshman of the Week in 2013.
- Notched 11 points and 13 rebounds vs. #10 Stanford while holding All-Pac 12 honoree Erica McCall to 6-15 shooting and only six rebounds in the Lady Vols' win.
- Scored 22 points and grabbed 12 rebounds and four blocks while holding #4 Baylor's post players Beatrice Mompremier (3-12), Kalani Brown (1-9) and Lauren Cox (0-3) to a combined 4-24 (16.7%) shooting. The Lady Bears threesome combined to shoot 60.4 percent from the floor entering the contest.
- Finished third all-time among UT sophomores with 11 double-doubles, trailing only Candace Parker (21) and Chamique Holdsclaw (16).
- Named No. 1 player in the nation in 2013 by espnW HoopGurlz and Women's Basketball Insider.

## 2016-17 GAME-BY-GAME STATS

OPPONENT	DATE	MIN	FG	FGA	PCT	3FG	3FGA	PCT	FT	FTA	PCT	OR	DR	TR	PF	FO	A	TO	BLK	STL	PTS
*at JMU	11/11/16	36	4-8	.500	0-0	.000	9-13	.692	2	9	11	1-0	1	1	1	0	1	1	0	17	
*Navy	11/13/16	28	5-11	.455	0-0	.000	8-10	.800	3	7	10	1-0	2	2	1	1	3	18			
*at ETSU	11/15/16	22	6-10	.600	0-0	.000	3-6	.500	1	2	3	4-0	1	4	0	1	15				
*at Penn State	11/20/16	37	7-15	.467	0-0	.000	5-6	.833	3	8	11	3-0	1	1	1	1	19				
*at Va. Tech	11/27/16	37	7-15	.467	0-0	.000	3-3	1.000	7	7	14	1-0	1	1	3	0	17				
*Tennessee St.	11/30/16	25	7-8	.875	0-0	.000	2-3	.667	1	3	4	1-0	1	1	4	1	16				
*Baylor	12/4/16	35	8-16	.500	0-0	.000	6-12	.500	3	9	12	3-0	0	1	4	0	22				
*at Texas	12/11/16	37	3-7	.429	0-0	.000	2-4	.500	1	3	4	3-0	1	4	2	0	8				
*App. State	12/14/16	24	5-9	.556	0-0	.000	5-6	.833	1	7	8	0-0	0	1	0	0	15				
*Stanford	12/18/16	36	5-9	.556	0-0	.000	1-2	.500	2	11	13	1-0	1	4	1	1	11				
*Troy	12/21/16	31	8-11	.727	0-0	.000	2-6	.333	4	7	11	2-0	3	5	2	0	18				
*UNCW	12/29/16	30	8-12	.667	0-0	.000	4-5	.800	2	9	11	2-0	3	4	0	0	20				
*Kentucky	1/1/17	38	10-16	.625	0-0	.000	2-2	1.000	4	5	9	0-0	3	0	0	0	22				
*at Vanderbilt	1/5/17	39	4-8	.500	0-0	.000	7-11	.636	2	11	13	1-0	0	2	6	0	15				
*Miss. State	1/8/17	40	6-14	.429	0-0	.000	5-8	.625	5	9	14	3-0	0	1	2	0	17				
*at Ole Miss	1/12/17	34	4-14	.286	0-0	.000	4-5	.800	2	4	6	4-0	1	2	0	4	12				
*Notre Dame	1/16/17	37	4-8	.500	0-0	.000	5-6	.833	0	4	4	1-0	1	0	2	1	13				
*at Auburn	1/19/17	38	11-14	.786	0-0	.000	4-5	.800	5	6	11	4-0	0	2	2	1	26				
*Vanderbilt	1/22/17	22	7-8	.875	0-0	.000	1-1	1.000	1	8	9	4-0	0	1	1	0	15				
*at Florida	1/26/17	33	4-8	.500	0-0	.000	6-8	.750	0	5	5	3-0	1	3	1	1	14				
*at S. Carolina	1/30/17	37	8-10	.800	0-0	.000	0-1	.000	5	5	10	3-0	1	3	0	1	16				
*LSU	2/2/17	34	6-9	.667	0-0	.000	6-8	.750	1	7	8	3-0	0	3	2	0	18				
*at Georgia	2/5/17	49	11-17	.647	0-0	.000	2-2	1.000	2	15	17	4-0	1	3	3	2	24				
*Missouri	2/9/17	34	4-7	.571	0-0	.000	4-6	.667	0	6	6	3-0	3	3	1	0	12				
*Texas A&M	2/12/17	38	8-17	.471	0-0	.000	1-1	1.000	2	9	11	2-0	2	1	0	0	17				
*at Alabama	2/16/17	36	7-12	.583	0-0	.000	3-4	.750	2	7	9	3-0	2	2	0	0	17				
Arkansas	2/19/17																				
Florida	2/23/17																				
at Miss. State	2/26/17																				

\* indicates game started

## CAREER STATS

Season	GP-GS	MIN/MPG	FGs	FG Pct	3FGs	3FG Pct	FTs	FT Pct	O-R-Reb	RPG	PF-FO	Asst	TO	Blk	Stl	Pts	PPG
13-14	35-5	647/18.5	93-156	.596	0-0	.000	36-70	.514	67-107-174	5.0	53-0	18	45	40	14	222	6.3
14-15	Redshirt																
15-16	36-31	1054/29.3	148-270	.548	0-0	.000	61-112	.545	104-195-299	8.3	75-1	28	61	66	16	357	9.9
16-17	26-26	887/34.1	167-293	.570	0-0	.000	100-144	.694	61-183-244	9.4	60-0	30	55	39	17	434	16.7
<b>Totals</b>	<b>97-62</b>	<b>2588/26.7</b>	<b>408-719</b>	<b>.567</b>	<b>0-0</b>	<b>.000</b>	<b>197-326</b>	<b>.604</b>	<b>232-485-717</b>	<b>7.4</b>	<b>188-1</b>	<b>76</b>	<b>161</b>	<b>145</b>	<b>47</b>	<b>1013</b>	<b>10.4</b>



CAREER GAME-BY-GAME STATISTICS

**TE'A COOPER**

2015-16 Opp.	Pts.	Reb.	Assts.	Blk	Stl.
*Central Ark.	22	2	6	0	4
*Penn State	14	1	1	0	3
*Syracuse	10	3	4	0	1
*Chattanooga	4	2	4	0	4
*UAlbany	7	1	0	0	0
*Texas	5	1	1	0	1
ETSU	23	2	4	0	2
Virginia Tech	4	0	3	0	1
at Wichita State	9	3	0	0	1
at Stanford	4	0	2	0	1
at Oregon State	2	1	2	0	0
Stetson	13	7	6	0	4
Missouri	2	1	0	0	0
Florida	7	1	2	0	3
Auburn	0	5	1	0	1
Arkansas	2	3	0	0	0
Notre Dame	0	0	0	0	1
Vanderbilt	13	1	1	0	0
Kentucky	18	1	3	0	1
Mississippi St.	11	3	1	0	1
*Alabama	17	1	4	0	1
*Arkansas	13	5	3	0	4
*Texas A&M	2	1	2	0	0
*Vanderbilt	11	2	3	0	2
*South Carolina	4	4	2	0	1
*Ole Miss	10	1	5	0	1
*LSU	7	0	2	0	3
*Alabama	2	2	1	0	0
Georgia	21	2	3	0	0
vs. Arkansas	9	2	4	0	0
vs. Texas A&M	3	2	0	0	1
vs. Mississippi St.	3	1	0	0	0
vs. Green Bay	15	3	2	0	0
at Arizona St.	0	0	0	0	0
vs. Ohio State	16	1	2	0	0
*vs. Syracuse	8	3	0	0	1

**DIAMOND DESHIELDS**

2013-14 Opp.	Pts.	Reb.	Assts.	Blk	Stl.
<b>At UNC</b>					
Air Force	16	1	1	0	4
Tennessee	8	1	1	0	3
at UCLA	3	5	2	0	0
Coastal Carolina	21	7	4	1	3
Coppin State	16	7	2	0	5
vs. Arkansas St.	24	4	2	0	1
vs. Arizona St.	28	8	0	0	5
vs. Illinois	18	8	4	0	2
Nebraska	11	4	4	0	0
Charleston So.	10	5	7	0	2
vs. New Orleans	20	1	4	0	2
vs. South Car.	17	6	1	0	1
High Point	4	4	0	0	1
Maryland	12	5	3	2	1
NC State	21	9	4	1	2
at Florida State	25	7	1	0	1
Clemson	24	4	3	0	0
at Boston Coll.	12	4	1	0	1
at Wake Forest	19	7	0	0	3
Syracuse	21	8	5	0	2
Miami	18	6	2	0	2
at Georgia Tech	22	9	5	0	2
at Duke	30	3	3	2	1
Pittsburgh	19	6	4	0	1
at NC State	38	4	1	0	2
at Virginia	13	5	3	0	0
Virginia Tech	8	7	3	1	1
at Notre Dame	17	9	3	0	0
Duke	18	4	4	0	0
vs. Wake Forest	17	8	3	1	3
vs. Maryland	22	1	3	0	1
vs. Duke	25	6	2	0	2
vs. UT Martin	15	1	4	0	1
vs. Michigan St.	24	12	2	0	3
vs. South Car.	19	3	0	2	2
vs. Stanford	13	4	1	1	1

2015-16 Opp.	Pts.	Reb.	Assts.	Blk	Stl.
<b>At UT</b>					
Central Ark.	12	4	7	0	2
Penn State	4	3	4	0	2
Syracuse	0	3	2	0	1
Chattanooga	17	6	2	2	4
UAlbany	11	1	1	0	1
Texas	24	11	1	1	1
*ETSU	31	8	5	0	7
*Virginia Tech	15	6	0	0	1
*at Wichita State	8	4	4	0	0

*at Stanford	12	4	1	1	1
at Oregon State	14	9	1	3	1
*Stetson	30	4	0	1	2
*Missouri	11	9	2	1	1
*Florida	16	4	2	2	1
*Auburn	25	6	7	2	2
*Arkansas	14	6	1	1	3
*Notre Dame	17	5	1	1	5
*Vanderbilt	11	2	4	3	3
*Kentucky	13	4	2	2	0
Mississippi St.	3	0	1	0	0
Alabama	2	5	3	0	0
Arkansas	15	7	2	2	2
Texas A&M	9	4	0	1	0
Vanderbilt	12	9	0	0	0
South Carolina	21	4	2	1	0
Ole Miss	0	4	2	1	1
LSU	19	2	1	0	2
Alabama	0	4	0	0	1
*Georgia	22	7	2	1	1
*vs. Arkansas	15	6	1	0	3
*vs. Texas A&M	21	6	4	0	1
*vs. Miss. St.	22	5	1	1	2
*vs. Green Bay	14	4	2	1	2
*at Arizona St.	24	5	1	0	3
*vs. Ohio State	10	5	7	0	1
*vs. Syracuse	20	10	5	1	1

2016-17 Opp.	Pts.	Reb.	Assts.	Blk	Stl.
*at JMU	10	4	5	3	2
*Navy	14	6	2	0	2
*at ETSU	28	10	6	1	0
*at Penn St.	8	4	5	1	2
*at Va. Tech	15	9	5	2	0
*Tenn. State	15	10	3	3	2
*Baylor	13	6	2	0	0
*at Texas	19	4	1	1	0
*App. State	16	4	0	1	1
*Stanford	15	7	3	3	2
*Kentucky	21	4	2	1	0
*Vanderbilt	16	5	4	0	4
*Miss. State	25	9	2	2	1
*Ole Miss	13	12	3	0	1
*Notre Dame	20	6	4	3	0
*Auburn	17	9	8	0	4
*Vanderbilt	23	4	3	0	1
*Florida	27	5	3	1	3
*South Carolina	21	8	5	2	2
*LSU	15	11	8	0	0
*Georgia	34	6	3	0	4
*Missouri	22	6	3	1	2
*Texas A&M	8	5	3	2	0
*Alabama	0	3	1	0	0

**KORTNEY DUNBAR**

2014-15 Opp.	Pts.	Reb.	Assts.	Blk	Stl.
Penn	15	1	0	2	1
Oral Roberts	10	6	1	0	1
Winthrop	3	1	0	1	1
Tennessee St.	8	0	0	1	1
Saint Francis	6	5	0	1	0
at Lipscomb	3	1	0	1	0
Stanford	0	0	0	0	0
Missouri	0	2	1	0	0
at Vanderbilt	0	1	0	0	0
Texas A&M	0	1	0	0	0
at Arkansas	0	0	0	0	0
at Auburn	0	2	0	0	0
LSU	0	1	0	0	0
Georgia	3	0	0	0	0
at Florida	0	0	0	0	0
at Ole Miss	5	1	0	0	0
Kentucky	2	1	0	0	0
Vanderbilt	3	3	0	0	1
Georgia	3	1	0	0	0
Kentucky	0	0	0	0	0

2015-16 Opp.	Pts.	Reb.	Assts.	Blk	Stl.
*Central Ark.	24	13	0	0	2
*Penn State	3	0	1	0	0
Syracuse	0	0	0	0	0
Chattanooga	0	2	0	0	0
UAlbany	3	0	0	0	0
at Wichita State	0	1	0	0	1
at Stanford	3	0	0	1	0
*at Oregon State	0	2	0	0	1
*Stetson	5	7	1	1	1
Missouri	3	2	0	1	1
Florida	0	0	0	0	0
Auburn	6	0	0	1	0
Arkansas	6	1	0	0	0

Notre Dame	3	0	0	0	0
Alabama	6	0	0	0	1
Texas A&M	9	2	0	0	0
South Carolina	0	0	0	0	0
Ole Miss	5	1	0	0	0
LSU	6	1	0	0	0
Alabama	0	0	0	0	1
Georgia	6	0	0	0	0
vs. Arkansas	0	3	0	0	0
vs. Texas A&M	0	1	0	0	0
vs. Green Bay	3	1	0	0	0
at Arizona St.	0	0	0	0	0
vs. Ohio State	0	0	0	0	0
vs. Syracuse	3	1	0	0	0

2016-17 Opp.	Pts.	Reb.	Assts.	Blk	Stl.
at JMU	2	2	0	0	1
Navy	5	2	1	1	1
at ETSU	3	2	1	1	0
at Penn St.	5	3	1	0	0
at Va. Tech	0	0	0	1	0
Tenn. State	13	9	0	0	1
Baylor	4	3	1	0	0
App. State	6	5	2	0	1
Troy	2	5	0	0	0
UNCW	0	4	1	1	0
Kentucky	0	2	0	0	0
Vanderbilt	0	0	0	0	0
Notre Dame	0	1	0	0	0
Auburn	0	0	0	0	0
Vanderbilt	6	4	0	0	0
Georgia	0	1	0	0	0
Missouri	0	0	0	0	0
Texas A&M	0	0	0	0	0
Alabama	0	0	0	0	0

**CHERIDENE GREEN**

**KAMERA HARRIS**

2016-17 Opp.	Pts.	Reb.	Assts.	Blk	Stl.
Navy	0	0	0	1	0
at ETSU	1	2	0	0	0
Tenn. State	4	3	0	0	0
App. State	3	1	0	0	0
Troy	0	1	0	0	0
UNCW	0	0	0	0	0
Vanderbilt	0	2	0	0	0

**MEME JACKSON**

2015-16 Opp.	Pts.	Reb.	Assts.	Blk	Stl.
Syracuse	0	0	0	0	1
Chattanooga	4	2	0	0	1
UAlbany	0	1	1	0	0
Texas	2	1	0	0	0
ETSU	2	1	1	0	1
Virginia Tech	0	0	2	0	0
at Wichita State	2	1	0	0	1
at Stanford	2	0	0	0	0
at Oregon State	0	3	0	0	0
Stetson	2	1	0	0	0
Missouri	0	0	0	0	0
Auburn	0	0	0	0	0
Mississippi St.	2	0	0	0	0
Alabama	0	0	0	0	0
Ole Miss	4	1	1	0	1
Alabama	0	0	0	0	0
Georgia	0	2	2	0	0
vs. Arkansas	0	0	0	0	0
vs. Green Bay	0	0	0	0	0
at Arizona St.	0	0	0	0	0
vs. Syracuse	2	0	1	0	0

2016-17 Opp.	Pts.	Reb.	Assts.	Blk	Stl.
at JMU	8	0	2	0	2
Navy	5	2	0	0	0
at ETSU	7	0	1	0	0
at Penn St.	3	3	3	0	0
at Va. Tech	5	2	1	1	1
*Tenn. State	5	2	2	1	2
*Baylor	4	2	1	0	0
*at Texas	8	5	0	0	0
*App. State	3	0	3	0	1
*Stanford	3	2	0	0	1
*Troy	18	7	5	0	1
*UNCW	20	2	1	0	0
*Kentucky	5	3	4	0	0
*Vanderbilt	10	3	3	0	1
*Miss. State	0	6	1	1	0
*Ole Miss	2	1	0	0	0
*Notre Dame	6	0	3	0	1

*Auburn	0	0	1	0	0
*Vanderbilt	5	2	3	0	3
*Florida	2	2	2	0	0
*South Carolina	2	1	0	0	0
*LSU	3	0	4	0	

LADY VOLS BASKETBALL

*UNCW	7	5	1	1	0
Kentucky	0	1	3	1	0
Vanderbilt	2	1	0	0	1
Miss. State	0	2	0	0	0
Ole Miss	2	3	2	0	0
Notre Dame	0	1	1	0	0
Auburn	0	2	1	0	1
Vanderbilt	19	2	7	0	1
Florida	11	1	0	0	2
South Carolina	8	1	1	0	1
LSU	0	0	1	0	0
Georgia	7	0	1	0	2
*Missouri	6	1	4	0	1
*Texas A&M	14	0	4	0	2
*Alabama	14	5	2	1	2

**JAIME NARED**

**2014-15 Opp. Pts. Reb. Ass. Blk Stl.**

Penn	10	5	4	1	0
*Oral Roberts	9	6	4	0	1
*Winthrop	10	2	1	0	2
Tennessee St.	11	6	2	1	3
at Chattanooga	3	1	0	0	0
at Texas	0	2	0	2	1
Saint Francis	20	6	1	0	4
at Lipscomb	2	2	1	1	1
at Rutgers	2	6	2	0	0
Wichita State	2	1	0	0	1
Stanford	3	3	0	0	1
Oregon State	0	0	0	0	0
Missouri	5	4	0	0	0
at Vanderbilt	0	1	1	0	1
Texas A&M	2	2	1	0	0
at Arkansas	0	0	0	0	1
at Auburn	0	2	0	0	0
at Notre Dame	0	0	0	0	0
LSU	4	3	1	0	1
Georgia	7	1	0	2	1
at Kentucky	4	2	1	0	3
Mississippi St.	6	0	0	0	0
at Florida	10	7	0	0	0
at Ole Miss	0	5	2	1	0
Kentucky	10	4	0	2	1
*Alabama	4	3	5	0	0
at S. Carolina	2	5	1	1	0
at Georgia	0	4	1	0	0
Vanderbilt	13	5	2	0	1
Georgia	10	6	4	0	0
Kentucky	9	7	0	0	0
S. Carolina	6	3	1	0	1
Boise St.	6	10	1	0	0
Pitt	3	3	2	0	0
Gonzaga	12	6	0	1	0
Maryland	2	4	0	0	0

**2015-16 Opp. Pts. Reb. Ass. Blk Stl.**

*at Stanford	12	3	0	0	2
*at Oregon State	0	6	2	0	0
Stetson	12	2	3	0	2
*Missouri	13	3	0	0	3
*Florida	10	6	2	0	1
*Auburn	4	5	2	1	0
*Arkansas	4	6	1	0	0
*Notre Dame	11	3	0	0	0
*Vanderbilt	7	4	0	0	2
*Kentucky	5	6	1	0	0
*Mississippi St.	0	2	0	0	0
*Alabama	17	10	3	1	2
*Arkansas	7	8	4	0	0
*Texas A&M	9	5	0	0	0
*Vanderbilt	18	5	4	0	1
*South Carolina	2	1	0	0	0
*Ole Miss	10	8	0	0	1
*LSU	2	1	0	0	1
*Alabama	13	7	1	3	1
*Georgia	2	4	3	0	3
*vs. Arkansas	11	3	3	1	1
*vs. Texas A&M	4	3	2	1	0
*vs. Miss. St.	12	2	0	0	1
*vs. Green Bay	4	1	0	0	0
*at Arizona St.	11	6	2	0	0
*vs. Ohio State	9	11	5	0	1
*vs. Syracuse	14	9	6	1	0

**2016-17 Opp. Pts. Reb. Ass. Blk Stl.**

*at JMU	19	8	0	0	0
*Navy	6	7	4	0	1
*at ETSU	4	4	2	0	1
*at Penn St.	18	11	2	0	1
*at Va. Tech	11	10	0	1	2
*Tenn. State	16	10	2	0	3
*Baylor	19	11	2	2	1
*at Texas	22	5	0	2	2

*App. State	15	10	3	0	0
*Stanford	10	6	0	0	0
*Troy	21	14	4	0	1
*UNCW	21	2	4	1	2
*Kentucky	18	5	2	0	1
*Vanderbilt	12	6	2	1	2
*Miss. State	12	7	1	2	1
*Ole Miss	23	7	2	0	0
*Notre Dame	12	5	2	0	1
*Auburn	12	2	3	0	2
*Vanderbilt	17	2	3	0	2
*Florida	16	7	1	0	1
*South Carolina	27	5	3	0	3
*LSU	26	10	0	0	0
*Georgia	5	2	1	0	0
*Missouri	18	5	0	0	0
*Texas A&M	9	7	2	1	1
*Alabama	4	3	0	0	1

**SCHAQUILLA NUNN**

**2012-13 Opp. Pts. Reb. Ass. Blk Stl.**

<b>At Winthrop</b>					
*Troy	18	15	0	4	0
*at Ohio St.	4	3	0	1	0
*vs. Miss. St.	10	13	0	10	2
*vs. Oregon St.	8	7	1	4	0
*vs. Gonzaga	8	11	1	0	2
*at C of C	12	16	0	4	1
*at Bradley	0	2	0	0	0
*St. Augustine's	12	13	0	3	0
*at NC Central	6	8	0	2	1
*High Point	16	16	0	3	2
*Liberty	3	7	0	1	0
*at Saint Louis	11	10	0	5	0
at Wilm & Mary	9	6	0	1	0
at Longwood	5	16	3	1	0
*at Gard.-Webb	12	14	0	4	0
*Charleston So.	12	10	0	1	1
*Presbyterian	10	17	0	7	0
*at Campbell	6	7	1	3	0
*at Presbyterian	5	9	1	4	0
*at Char. So.	16	14	1	5	0
*Campbell	6	8	0	4	1
*at Liberty	2	5	0	1	0
*at High Point	10	11	0	4	0
*Longwood	11	8	0	3	2
*Radford	17	11	0	6	0
*Gardner-Webb	3	2	1	6	1
*UNC Asheville	10	12	0	5	2
*vs. Longwood	2	11	2	2	0
*at FGCU	17	13	0	1	1
*vs. Florida	2	9	0	2	1

**2013-14 Opp. Pts. Reb. Ass. Blk Stl.**

<b>At Winthrop</b>					
C of C	12	14	0	4	0
*at Davidson	11	13	0	2	2
*St. Louis	14	8	0	3	0
*William & Mary	11	13	0	3	2
*at Charlotte	12	10	0	2	0
*vs. UT Martin	30	14	0	4	0
*at Robert Morris	13	10	0	2	0
*at High Point	13	15	0	3	0
*at S Carolina	2	10	0	0	0
*Presbyterian	10	13	0	4	0
*Charleston So.	17	7	0	5	0
*at UNC Ashe.	4	8	1	4	0
*at C. Carolina	6	4	0	2	1
*Liberty	20	13	0	5	2
*Longwood	14	12	0	1	0
*at Campbell	16	13	0	3	2
*at Presbyterian	13	12	0	1	1
*Gardner-Webb	2	6	0	5	1
*UNC Asheville	10	11	0	4	0
*Radford	17	12	0	4	4
*at Longwood	2	11	0	2	2
*at Liberty	6	6	0	2	0
*High Point	10	7	0	2	1
*Campbell	10	10	1	3	2
*at C. Carolina	11	8	0	4	0
*vs. Liberty	8	6	0	1	1
*vs. High Point	8	2	0	0	1
*at Duke	5	5	0	0	0

**2014-15 Opp. Pts. Reb. Ass. Blk Stl.**

<b>At Winthrop</b>					
*Gallaudet	39	16	0	9	5
*Furman	19	12	0	7	3
*at Tennessee	12	15	0	1	1
*at NC Central	3	4	0	0	0
*Auburn	6	10	1	1	2
*Campbell	7	10	2	5	2
*at Ohio St.	4	10	1	0	0

*Davidson	15	16	2	6	2
*Mason	14	9	0	2	0
*at Wichita St.	8	11	0	1	0
*Longwood	21	17	3	2	1
*at Char. So.	19	5	0	3	4
*Gardner-Webb	8	6	0	8	0
*UNC Asheville	18	14	0	4	1
*at High Point	7	5	0	4	0
*at Radford	24	16	0	6	1
*at C. Carolina	10	8	0	3	0
*Liberty	11	8	2	9	2
*Presbyterian	15	14	1	2	0
*at Longwood	14	17	2	4	0
*Charleston So.	5	12	0	6	0
*at Campbell	8	13	1	0	3
*at UNC Ashe.	10	10	1	6	1
*High Point	18	12	0	1	3
*at Gard.-Webb	5	3	0	3	0
*Radford	17	12	1	5	0
*C. Carolina	22	5	1	4	1
*at Liberty	11	11	1	2	1
*at Presbyterian	21	12	0	4	0
*vs. Campbell	21	20	1	1	1

**2016-17 Opp. Pts. Reb. Ass. Blk Stl.**

*at JMU	2	1	1	0	1
*Navy	4	5	2	0	1
at ETSU	8	5	0	1	0
*at Penn St.	0	3	0	0	0
at Va. Tech	2	2	0	0	0
*Tenn. State	8	15	2	2	1
Baylor	0	5	0	0	0
at Texas	2	1	0	1	0
App. State	12	5	0	0	1
Stanford	1	1	0	0	0
Troy	10	8	0	2	0
UNCW	11	9	1	0	0
Kentucky	6	7	0	0	0
Vanderbilt	4	2	0	0	0
Miss. State	4	1	0	1	0
Ole Miss	0	2	0	0	0
Notre Dame	8	4	0	0	1
Auburn	4	3	0	1	0
Vanderbilt	4	7	0	2	2
Florida	3	1	0	0	0
South Carolina	0	0	0	0	0
LSU	13	9	0	1	0
Georgia	2	2	0	0	0
Missouri	2	1	0	0	0
Texas A&M	0	1	0	0	0
Alabama	15	15	0	0	1

**JORDAN REYNOLDS**

**2013-14 Opp. Pts. Reb. Ass. Blk Stl.**

at MTSU	0	0	0	0	0
at UNC	5	3	0	0	1
Chattanooga	9	4	1	0	0
Georgia Tech	0	0	2	0	1
Oakland	5	4	4	0	3
Virginia	5	1	0	0	0
SMU	5	4	3	0	2
Texas	2	1	1	0	2
Troy	5	2	1	0	1
Tennessee State	6	3	6	0	2
at Stanford	0	1	1	0	0
Lipscomb	5	6	8	0	1
LSU	0	0	0	0	0
Georgia	0	2	1	0	0
Ole Miss	7	5	4	1	1
Vanderbilt	0	0	0	0	0
Mississippi State	0	1	0	0	0
Notre Dame	0	0	0	0	0
Florida	4	2	2	0	3
Texas A&M	2	1	0	0	0
Arkansas	5	1	3	0	0
Alabama	1	2	0	0	1
Ole Miss	7	3	2	0	1
Vanderbilt	4	1	2	1	0
Kentucky	8	1	2	0	2
Auburn	2	2	3	0	2
LSU	0	1	3	0	1
South Carolina	4	1	3	0	1
LSU	6	3	3	2	3
Texas A&M	9	0	1	0	0
Kentucky	11	3	1	0	1
Northwestern St.	7	3	3	0	0
St. John's	2	1	1	0	1
Maryland	2	2	1	0	1

**2014-15 Opp. Pts. Reb. Ass. Blk Stl.**

*Penn	0	8	5	0	3
*Oral Roberts	5	4	7	1	7
*Winthrop	6	8	7	0	0

LADY VOLS BASKETBALL

*Texas A&M	5	5	5	1	1
*Alabama	7	2	5	2	0

**MERCEDES RUSSELL**

**2013-14 Opp. Pts. Reb. Asts. Blk Stl.**

at MTSU	11	7	1	3	1
at UNC	2	4	0	1	1
Chattanooga	15	4	0	1	0
Georgia Tech	14	5	0	0	0
Oakland	10	5	0	0	0
Virginia	4	3	0	1	1
SMU	9	7	0	0	1
*Texas	2	4	0	0	0
Troy	10	8	1	2	2
Tennessee State	12	7	0	6	0
at Stanford	2	2	1	1	0
Lipscomb	12	7	2	5	0
LSU	9	4	0	1	0
*Georgia	7	5	1	1	0
*Ole Miss	2	7	0	3	1
*Vanderbilt	2	5	1	0	0
*Mississippi State	6	5	0	1	0
Notre Dame	7	4	1	1	0
Florida	6	8	1	0	0
Texas A&M	8	11	1	1	1
Arkansas	7	0	1	1	0
Alabama	2	2	1	1	0
Ole Miss	6	7	1	0	0
Vanderbilt	7	2	0	2	0
Kentucky	2	3	0	0	0
Auburn	7	5	0	1	1
Missouri	6	11	0	2	0
LSU	2	4	0	0	2
South Carolina	2	4	0	0	0
LSU	2	1	0	1	1
Texas A&M	11	6	1	0	0
Kentucky	2	1	0	0	0
Northwestern St.	12	5	1	0	0
St. John's	2	9	3	1	2
Maryland	2	2	0	3	0

**2015-16 Opp. Pts. Reb. Asts. Blk Stl.**

*Central Ark.	20	13	2	3	0
*Penn State	14	13	1	2	0
*Syracuse	13	8	1	4	2
*Chattanooga	13	4	0	0	1
*UAlbany	12	5	1	5	1
*Texas	6	7	0	3	1
*ETSU	13	10	1	1	1
*Virginia Tech	14	15	1	2	0
*at Wichita State	4	8	1	0	0
*at Stanford	7	8	0	0	0
*at Oregon State	12	2	0	2	1
*Stetson	11	8	0	2	0
*Missouri	11	7	0	3	0
*Florida	8	7	0	3	2
*Auburn	10	13	1	3	1
*Arkansas	10	11	1	1	0
*Notre Dame	6	6	1	1	0
*Vanderbilt	8	5	1	1	0
*Kentucky	12	10	0	1	0
*Mississippi St.	8	10	1	1	0
*Alabama	12	13	3	2	0
*Arkansas	15	11	3	3	0
*Texas A&M	11	9	2	3	0
*Vanderbilt	11	8	0	2	1
*South Carolina	5	8	0	2	1
*Ole Miss	0	0	0	0	0
LSU	7	7	0	2	2
*Alabama	10	11	1	1	1
Georgia	4	5	0	1	0
vs. Arkansas	6	4	0	1	0
vs. Texas A&M	8	5	0	3	0
vs. Miss. St.	4	7	0	4	0
*vs. Green Bay	8	13	1	2	0
*vs. Arizona St.	12	6	3	2	1
*vs. Ohio State	25	15	1	0	0
*vs. Syracuse	7	7	0	0	0

**2016-17 Opp. Pts. Reb. Asts. Blk Stl.**

*at JMU	17	11	1	1	0
*Navy	18	10	2	1	3
*at ETSU	15	3	1	0	1
*at Penn St.	19	11	1	1	1
*at Va. Tech	17	14	1	3	0
*Tenn. State	16	4	1	4	1
*Baylor	22	12	0	4	0
*at Texas	8	4	1	2	0
*App. State	15	8	0	0	0
*Stanford	11	13	1	1	1
*Troy	18	11	3	2	0
*UNCW	20	11	3	0	0
*Kentucky	22	9	3	0	0

*Vanderbilt	15	13	0	6	0
*Miss. State	17	14	0	2	0
*Ole Miss	12	6	1	0	4
*Notre Dame	13	4	1	2	1
*Auburn	26	11	0	2	1
*Vanderbilt	15	9	0	1	0
*Florida	14	5	1	1	1
*South Carolina	16	10	1	0	1
*LSU	18	8	0	2	0
*Georgia	24	17	1	3	2
*Missouri	12	6	3	1	0
*Texas A&M	17	11	2	0	0
*Alabama	17	9	2	0	0



**2016-17 Tennessee Lady Vols**  
**Tennessee Combined Team Statistics (as of Feb 17, 2017)**  
**All games**

<b>RECORD:</b>	<b>OVERALL</b>	<b>HOME</b>	<b>AWAY</b>	<b>NEUTRAL</b>
ALL GAMES	16-10	11-3	5-7	0-0
CONFERENCE	7-6	4-2	3-4	0-0
NON-CONFERENCE	9-4	7-1	2-3	0-0

##	Player	gp-gs	min	Total		3-Point		F-Throw		Rebounds				pf	dq	a	to	blk	stl	pts	avg	
				fg-fga	fg%	3fg-fga	3fg%	ft-fga	ft%	off	def	tot	avg									
11	DeShields, Diamond	24-24	796	33.2	151-354	.427	24-70	.343	89-113	.788	30	127	157	6.5	61	1	84	91	27	33	415	17.3
21	Russell, Mercedes	26-26	887	34.1	167-293	.570	0-0	.000	100-144	.694	61	183	244	9.4	60	0	30	55	39	17	434	16.7
31	Nared, Jaime	26-26	892	34.3	129-305	.423	28-79	.354	107-121	.884	63	108	171	6.6	68	6	45	50	10	29	393	15.1
33	Middleton, Alexa	26-7	650	25.0	78-195	.400	34-88	.386	19-24	.792	4	55	59	2.3	38	0	57	53	4	27	209	8.0
00	Reynolds, Jordan	25-25	857	34.3	68-188	.362	10-31	.323	25-34	.735	38	96	134	5.4	54	1	113	41	9	29	171	6.8
10	Jackson, Meme	26-18	636	24.5	52-143	.364	23-63	.365	9-19	.474	23	27	50	1.9	53	3	44	34	3	14	136	5.2
04	Nunn, Schaquilla	26-4	296	11.4	42-78	.538	0-0	.000	41-60	.683	50	65	115	4.4	23	0	6	26	11	8	125	4.8
13	Dunbar, Kortney	20-0	194	9.7	17-57	.298	11-48	.229	1-2	.500	6	38	44	2.2	16	0	7	8	4	4	46	2.3
05	Harris, Kamera	7-0	42	6.0	3-7	.429	0-0	.000	2-4	.500	5	4	9	1.3	10	1	0	0	1	0	8	1.1
Team											47	45	92				6					
Total.....		26	5250		707-1620	.436	130-379	.343	393-521	.754	327	748	1075	41.3	383	12	386	364	108	161	1937	74.5
Opponents.....		26	5250		673-1736	.388	120-424	.283	258-369	.699	360	636	996	38.3	483	-	316	341	60	189	1724	66.3

<b>TEAM STATISTICS</b>	<b>UT</b>	<b>OPP</b>	<b>Date</b>	<b>Opponent</b>	<b>Score</b>	<b>Att.</b>
SCORING	1937	1724	11/11/16	at JMU	w 81-69	3471
Points per game	74.5	66.3	11/13/16	NAVY	w 85-55	8212
Scoring margin	+8.2	-	11/15/16	at ETSU	w 83-58	6072
FIELD GOALS-ATT	707-1620	673-1736	11/20/16	at Penn State	L 56-70	3754
Field goal pct	.436	.388	11/27/16	at Virginia Tech	L 63-67	3159
3 POINT FG-ATT	130-379	120-424	11/30/16	TENN. STATE	w 86-36	7845
3-point FG pct	.343	.283	12/04/16	BAYLOR	L 66-88	9244
3-pt FG made per game	5.0	4.6	12/11/16	at Texas	L 67-72	4386
FREE THROWS-ATT	393-521	258-369	12/14/16	APPALACHIAN ST.	w 92-66	7826
Free throw pct	.754	.699	12/18/16	STANFORD	w 59-51	9137
F-Throws made per game	15.1	9.9	12/21/16	TROY	w 110-84	7827
REBOUNDS	1075	996	12/29/16	UNCW	w 90-54	9109
Rebounds per game	41.3	38.3	* 01/01/17	KENTUCKY	w 72-65	9709
Rebounding margin	+3.0	-	* 01/05/17	at Vanderbilt	w 70-57	3509
ASSISTS	386	316	* 01/08/17	MISSISSIPPI ST.	L 64-74	8553
Assists per game	14.8	12.2	* 01/12/17	at Ole Miss	L 62-67	1503
TURNOVERS	364	341	01/16/17	NOTRE DAME	w 71-69	10517
Turnovers per game	14.0	13.1	* 01/19/17	at Auburn	L 61-79	2290
Turnover margin	-0.9	-	* 01/22/17	VANDERBILT	w 91-63	10106
Assist/turnover ratio	1.1	0.9	* 01/26/17	at Florida	w 84-75	2059
STEALS	161	189	* 01/30/17	at #4/4 South Carolina	w 76-74	13690
Steals per game	6.2	7.3	* 02/02/17	LSU	w 77-58	10209
BLOCKS	108	60	* 02/05/17	at Georgia	Lo2 78-81	3885
Blocks per game	4.2	2.3	* 02/09/17	MISSOURI	w 77-66	8041
ATTENDANCE	126367	49999	* 02/12/17	TEXAS A&M	L 59-61	10032
Home games-Avg/Game	14-9026	12-4167	* 02/16/17	at Alabama	L 57-65	2221
Neutral site-Avg/Game	-	0-0				

\* - Conference game

<b>Score by Periods</b>	<b>1st</b>	<b>2nd</b>	<b>3rd</b>	<b>4th</b>	<b>OT</b>	<b>OT2</b>	<b>Totals</b>
Tennessee	483	475	464	496	9	10	1937
Opponents	438	422	425	417	9	13	1724

**2016-17 Tennessee Lady Vols  
Tennessee Combined Team Statistics (as of Feb 17, 2017)  
Conference games**

<b>RECORD:</b>	<b>OVERALL</b>	<b>HOME</b>	<b>AWAY</b>	<b>NEUTRAL</b>
ALL GAMES	7-6	4-2	3-4	0-0
CONFERENCE	7-6	4-2	3-4	0-0
NON-CONFERENCE	0-0	0-0	0-0	0-0

#	Player	gp-gs	min	avg	Total		3-Point		F-Throw		Rebounds			pf	dq	a	to	blk	stl	pts	avg	
					fg-fga	fg%	3fg-fga	3fg%	ft-fga	ft%	off	def	tot									avg
11	DeShields, Diamond	13-13	440	33.8	85-191	.445	13-38	.342	59-75	.787	17	70	87	6.7	35	1	48	52	9	22	242	18.6
21	Russell, Mercedes	13-13	472	36.3	90-154	.584	0-0	.000	45-62	.726	31	97	128	9.8	37	0	14	26	18	9	225	17.3
31	Nared, Jaime	13-13	464	35.7	60-145	.414	16-41	.390	63-73	.863	27	41	68	5.2	34	3	20	17	4	14	199	15.3
33	Middleton, Alexa	13-3	317	24.4	34-95	.358	12-45	.267	3-4	.750	0	19	19	1.5	21	0	26	23	2	13	83	6.4
0	Reynolds, Jordan	13-13	458	35.2	25-80	.313	6-13	.462	19-21	.905	13	42	55	4.2	32	1	54	21	5	8	75	5.8
04	Nunn, Schaquilla	13-0	128	9.8	19-33	.576	0-0	.000	19-24	.792	25	26	51	3.9	8	0	0	7	5	3	57	4.4
10	Jackson, Meme	13-10	322	24.8	16-58	.276	5-23	.217	4-6	.667	10	13	23	1.8	27	1	22	16	1	5	41	3.2
13	Dunbar, Kortney	9-0	46	5.1	2-11	.182	2-11	.182	0-0	.000	1	7	8	0.9	5	0	0	2	0	0	6	0.7
05	Harris, Kamera	1-0	3	3.0	0-0	.000	0-0	.000	0-0	.000	0	2	2	2.0	1	0	0	0	0	0	0	0.0
Team												18	24	42			5					
Total.....		13	2650		331-767	.432	54-171	.316	212-265	.800	142	341	483	37.2	200	6	184	169	44	74	928	71.4
Opponents.....		13	2650		344-835	.412	46-174	.264	151-205	.737	173	316	489	37.6	248	-	169	157	26	93	885	68.1

<b>TEAM STATISTICS</b>	<b>UT</b>	<b>OPP</b>	<b>Date</b>	<b>Opponent</b>	<b>Score</b>	<b>Att.</b>
SCORING	928	885	* 01/01/17	KENTUCKY	w 72-65	9709
Points per game	71.4	68.1	* 01/05/17	at Vanderbilt	w 70-57	3509
Scoring margin	+3.3	-	* 01/08/17	MISSISSIPPI ST.	L 64-74	8553
FIELD GOALS-ATT	331-767	344-835	* 01/12/17	at Ole Miss	L 62-67	1503
Field goal pct	.432	.412	* 01/19/17	at Auburn	L 61-79	2290
3 POINT FG-ATT	54-171	46-174	* 01/22/17	VANDERBILT	w 91-63	10106
3-point FG pct	.316	.264	* 01/26/17	at Florida	w 84-75	2059
3-pt FG made per game	4.2	3.5	* 01/30/17	at #4/4 South Carolina	w 76-74	13690
FREE THROWS-ATT	212-265	151-205	* 02/02/17	LSU	w 77-58	10209
Free throw pct	.800	.737	* 02/05/17	at Georgia	Lo2 78-81	3885
F-Throws made per game	16.3	11.6	* 02/09/17	MISSOURI	w 77-66	8041
REBOUNDS	483	489	* 02/12/17	TEXAS A&M	L 59-61	10032
Rebounds per game	37.2	37.6	* 02/16/17	at Alabama	L 57-65	2221
Rebounding margin	-0.5	-				
ASSISTS	184	169				
Assists per game	14.2	13.0				
TURNOVERS	169	157				
Turnovers per game	13.0	12.1				
Turnover margin	-0.9	-				
Assist/turnover ratio	1.1	1.1				
STEALS	74	93				
Steals per game	5.7	7.2				
BLOCKS	44	26				
Blocks per game	3.4	2.0				
ATTENDANCE	56650	29157				
Home games-Avg/Game	6-9442	7-4165				
Neutral site-Avg/Game	-	0-0				

\* - Conference game

<b>Score by Periods</b>	<b>1st</b>	<b>2nd</b>	<b>3rd</b>	<b>4th</b>	<b>OT</b>	<b>OT2</b>	<b>Totals</b>
Tennessee	243	226	215	225	9	10	928
Opponents	200	211	235	217	9	13	885

LADY VOLS BASKETBALL

2016-17 POINTS, REBOUNDS, ASSISTS

Opponent	Date	Score		00	04	05	10	11	13	21
				REYNOLDS,J	NUNN,SCHAQ	HARRIS,KAM	JACKSON,ME	DESHIELDS,	DUNBAR,KOR	RUSSELL,ME
at JMU	11/11/16	81-69	w	5-5-2	2-1-1	DNP	8-0-2	10-4-5	2-2-0	17-11-1
NAVY	11/13/16	85-55	w	12-8-7	4-5-2	0-0-0	5-2-0	14-6-2	5-2-1	18-10-2
at ETSU	11/15/16	83-58	w	10-7-3	8-5-0	1-2-0	7-0-1	28-10-6	3-2-1	15-3-1
at Penn State	11/20/16	56-70	L	3-6-1	0-3-0	DNP	3-3-3	8-4-5	5-3-1	19-11-1
at Virginia Tech	11/27/16	63-67	L	11-8-3	2-2-0	DNP	5-2-1	15-9-5	0-0-0	17-14-1
TENN. STATE	11/30/16	86-36	w	DNP	8-15-2	4-3-0	5-2-2	15-10-3	13-9-0	16-4-1
BAYLOR	12/04/16	66-88	L	2-4-4	0-5-0	DNP	4-2-1	13-6-2	4-3-1	22-12-0
at Texas	12/11/16	67-72	L	2-7-5	2-1-0	DNP	8-5-0	19-4-1	DNP	8-4-1
APPALACHIAN ST.	12/14/16	92-66	w	2-3-4	12-5-0	3-1-0	3-0-3	16-4-0	6-5-2	15-8-0
STANFORD	12/18/16	59-51	w	14-2-3	1-1-0	DNP	3-2-0	15-7-3	DNP	11-13-1
TROY	12/21/16	110-84	w	12-8-13	10-8-0	0-1-0	18-7-5	DNP	2-5-0	18-11-3
UNCW	12/29/16	90-54	w	11-14-10	11-9-1	0-0-0	20-2-1	DNP	0-4-1	20-11-3
KENTUCKY	01/01/17	72-65	w	0-6-4	6-7-0	DNP	5-3-4	21-4-2	0-2-0	22-9-3
at Vanderbilt	01/05/17	70-57	w	11-8-3	4-2-0	DNP	10-3-3	16-5-4	0-0-0	15-13-0
MISSISSIPPI ST.	01/08/17	64-74	L	6-5-2	4-1-0	DNP	0-6-1	25-9-2	DNP	17-14-0
at Ole Miss	01/12/17	62-67	L	10-4-3	0-2-0	DNP	2-1-0	13-12-3	DNP	12-6-1
NOTRE DAME	01/16/17	71-69	w	12-7-4	8-4-0	DNP	6-0-3	20-6-4	0-1-0	13-4-1
at Auburn	01/19/17	61-79	L	2-2-2	4-3-0	DNP	0-0-1	17-9-8	0-0-0	26-11-0
VANDERBILT	01/22/17	91-63	w	2-5-1	4-7-0	0-2-0	5-2-3	23-4-3	6-4-0	15-9-0
at Florida	01/26/17	84-75	w	11-9-5	3-1-0	DNP	2-2-2	27-5-3	DNP	14-5-1
at #4/4 South Carolina	01/30/17	76-74	w	2-2-4	0-0-0	DNP	2-1-0	21-8-5	DNP	16-10-1
LSU	02/02/17	77-58	w	2-0-5	13-9-0	DNP	3-0-4	15-11-8	0-1-0	18-8-0
at Georgia	02/05/17	78-81	L	5-3-7	2-2-0	DNP	1-3-1	34-6-3	0-1-0	24-17-1
MISSOURI	02/09/17	77-66	w	12-4-8	2-1-0	DNP	5-0-0	22-6-3	0-0-0	12-6-3
TEXAS A&M	02/12/17	59-61	L	5-5-5	0-1-0	DNP	6-1-2	8-5-3	0-0-0	17-11-2
at Alabama	02/16/17	57-65	L	7-2-5	15-15-0	DNP	0-1-1	0-3-1	0-0-0	17-9-2

Opponent	Date	Score		31	33
				NARED,JAIM	MIDDLETON,
at JMU	11/11/16	81-69	w	19-8-0	18-3-2
NAVY	11/13/16	85-55	w	6-7-4	21-3-2
at ETSU	11/15/16	83-58	w	4-4-2	7-5-2
at Penn State	11/20/16	56-70	L	18-11-2	0-1-0
at Virginia Tech	11/27/16	63-67	L	11-10-0	2-3-1
TENN. STATE	11/30/16	86-36	w	16-10-2	9-4-11
BAYLOR	12/04/16	66-88	L	19-11-2	2-1-2
at Texas	12/11/16	67-72	L	22-5-0	6-2-2
APPALACHIAN ST.	12/14/16	92-66	w	15-10-3	20-5-4
STANFORD	12/18/16	59-51	w	10-6-0	5-5-1
TROY	12/21/16	110-84	w	21-14-4	29-2-2
UNCW	12/29/16	90-54	w	21-2-4	7-5-1
KENTUCKY	01/01/17	72-65	w	18-5-2	0-1-3
at Vanderbilt	01/05/17	70-57	w	12-6-2	2-1-0
MISSISSIPPI ST.	01/08/17	64-74	L	12-7-1	0-2-0
at Ole Miss	01/12/17	62-67	L	23-7-2	2-3-2
NOTRE DAME	01/16/17	71-69	w	12-5-2	0-1-1
at Auburn	01/19/17	61-79	L	12-2-3	0-2-1
VANDERBILT	01/22/17	91-63	w	17-2-3	19-2-7
at Florida	01/26/17	84-75	w	16-7-1	11-1-0
at #4/4 South Carolina	01/30/17	76-74	w	27-5-3	8-1-1
LSU	02/02/17	77-58	w	26-10-0	0-0-1
at Georgia	02/05/17	78-81	L	5-2-1	7-0-1
MISSOURI	02/09/17	77-66	w	18-5-0	6-1-4
TEXAS A&M	02/12/17	59-61	L	9-7-2	14-0-4
at Alabama	02/16/17	57-65	L	4-3-0	14-5-2



LADY VOLS BASKETBALL

2016-17 COMPARISON REPORT

Opponent	1st	2nd	Score	Mar	Total FG	FG Pct	3-Pointers	3FG Pct	Free Throws	FT Pct	Rebounds	Assist	T/Over	Block	Steal	Fouls
JMU	46/39	35/30	81-69	+12	23-56/27-67	.411/.403	10-25/9-24	.400/.375	25-33/6-16	.758/.375	39/44 (5)	13/7	18/20	4/1	12/7	15/26
NAVY	43/35	42/20	85-55	+30	30-58/24-66	.517/.364	12-14/6-20	.857/.300	13-22/1-4	.591/.250	47/29 +18	20/11	18/16	3/1	10/14	14/17
ETSU	46/27	37/31	83-58	+25	32-57/19-61	.561/.311	6-17/8-26	.353/.308	13-17/12-15	.765/.800	40/30 +10	16/8	16/14	3/3	6/4	16/17
Penn State	20/33	36/37	56-70	(14)	23-73/25-61	.315/.410	2-19/9-18	.105/.500	8-10/11-13	.800/.846	45/40 +5	13/10	12/12	2/5	6/4	13/15
Virginia Tech	31/28	32/39	63-67	(4)	26-70/26-72	.371/.361	3-12/2-20	.250/.100	8-11/13-23	.727/.565	53/43 +10	11/7	21/10	10/1	4/12	17/14
TENN. STATE	48/18	38/18	86-36	+50	34-79/13-65	.430/.200	5-21/5-22	.238/.227	13-18/5-10	.722/.500	61/38 +23	21/8	14/21	10/2	14/9	12/20
BAYLOR	28/48	38/40	66-88	(22)	20-64/37-94	.313/.394	3-11/7-18	.273/.389	23-33/7-9	.697/.778	48/56 (8)	12/22	15/8	6/5	1/6	12/20
Texas	32/37	35/35	67-72	(5)	28-67/28-62	.418/.452	6-19/3-8	.316/.375	5-9/13-17	.556/.765	32/40 (8)	9/11	12/13	7/7	2/5	19/14
APPALACHIAN ST.	45/34	47/32	92-66	+26	35-72/24-63	.486/.381	6-12/4-9	.500/.444	16-20/14-18	.800/.778	44/35 +9	16/10	6/15	1/1	7/3	15/15
STANFORD	29/29	30/22	59-51	+8	22-57/22-62	.386/.355	5-12/4-20	.417/.200	10-15/3-6	.667/.500	38/39 (1)	8/6	14/18	5/2	9/6	8/15
TROY	47/42	63/42	110-84	+26	40-78/34-99	.513/.343	11-23/8-35	.478/.229	19-26/8-11	.731/.727	59/50 +9	27/20	24/14	5/2	6/11	16/26
UNCW	43/35	47/19	90-54	+36	36-62/21-69	.581/.304	4-11/4-22	.364/.182	14-20/8-13	.700/.615	49/31 +18	21/12	16/11	3/0	5/10	11/19
KENTUCKY	36/29	36/36	72-65	+7	27-60/25-63	.450/.397	5-16/2-16	.313/.125	13-16/13-15	.813/.867	39/34 +5	18/7	9/5	2/1	2/6	13/17
Vanderbilt	36/26	34/31	70-57	+13	22-62/19-55	.355/.345	5-15/5-13	.333/.385	21-27/14-22	.778/.636	42/41 +1	12/8	14/21	8/0	8/4	22/24
MISSISSIPPI ST.	34/41	30/33	64-74	(10)	17-55/26-70	.309/.371	0-6/6-20	.000/.300	30-35/16-21	.857/.762	48/39 +9	6/10	17/7	8/4	2/10	20/23
Ole Miss	32/27	30/40	62-67	(5)	23-66/24-60	.348/.400	1-9/4-13	.111/.308	15-18/15-18	.833/.833	42/40 +2	11/12	13/12	0/6	8/5	15/22
NOTRE DAME	31/44	40/25	71-69	+2	27-60/29-60	.450/.483	3-12/5-8	.250/.625	14-22/6-9	.636/.667	37/32 +5	15/15	9/12	5/4	5/5	15/17
Auburn	36/38	25/41	61-79	(18)	23-50/32-63	.460/.508	4-18/4-12	.222/.333	11-13/11-17	.846/.647	31/30 +1	15/13	22/13	3/0	9/14	16/15
VANDERBILT	56/29	35/34	91-63	+28	36-67/25-62	.537/.403	6-15/5-14	.400/.357	13-16/8-11	.813/.727	38/32 +6	17/15	10/17	4/0	10/6	15/22
Florida	48/34	36/41	84-75	+9	25-53/31-69	.472/.449	7-14/1-10	.500/.100	27-35/12-17	.771/.706	30/42 (12)	12/13	14/17	2/5	8/6	14/24
#4/4 South Carolina	39/36	37/38	76-74	+2	29-59/28-61	.492/.459	3-8/5-14	.375/.357	15-21/13-17	.714/.765	28/36 (8)	14/10	9/13	2/2	7/5	15/21
LSU	34/27	43/31	77-58	+19	27-51/23-66	.529/.348	4-11/0-4	.364/.000	19-24/12-14	.792/.857	42/28 +14	18/11	11/3	3/1	0/7	11/20
Georgia	24/27	35/32	78-81	(3)	30-71/34-74	.423/.459	3-14/5-17	.214/.294	15-18/8-16	.833/.500	43/42 +1	14/21	24/20	3/5	8/13	16/20
MISSOURI	30/35	47/31	77-66	+11	26-50/28-57	.520/.491	9-17/2-13	.529/.154	16-19/8-9	.842/.889	28/27 +1	18/18	9/9	2/0	4/8	15/16
TEXAS A&M	38/32	21/29	59-61	(2)	24-63/24-64	.381/.375	3-14/4-7	.214/.571	8-9/9-10	.889/.900	34/45 (11)	18/17	7/10	4/0	4/5	10/11
Alabama	26/30	31/35	57-65	(8)	22-60/25-71	.367/.352	4-14/3-21	.286/.143	9-14/12-18	.643/.667	38/53 (15)	11/14	10/10	3/2	4/4	18/13

Note: Game totals are displayed in the format TEAM/OPPONENT for each category

## 2016-17 CATEGORY LEADERS

<b>Points</b>	<b>G</b>	<b>Pts</b>	<b>Pts/G</b>
Russell, Mercedes	26	434	16.7
DeShields, Diamond	24	415	17.3
Nared, Jaime	26	393	15.1
Middleton, Alexa	26	209	8.0
Reynolds, Jordan	25	171	6.8
Jackson, Meme	26	136	5.2
Nunn, Schaquilla	26	125	4.8
Dunbar, Kortney	20	46	2.3
Harris, Kamera	7	8	1.1

<b>FG Percentage</b>	<b>FG</b>	<b>Att</b>	<b>Pct</b>
Russell, Mercedes	167	293	.570
Nunn, Schaquilla	42	78	.538
Harris, Kamera	3	7	.429
DeShields, Diamond	151	354	.427
Nared, Jaime	129	305	.423
Middleton, Alexa	78	195	.400
Jackson, Meme	52	143	.364
Reynolds, Jordan	68	188	.362
Dunbar, Kortney	17	57	.298

<b>3-Point Percentage</b>	<b>3FG</b>	<b>Att</b>	<b>Pct</b>
Middleton, Alexa	34	88	.386
Jackson, Meme	23	63	.365
Nared, Jaime	28	79	.354
DeShields, Diamond	24	70	.343
Reynolds, Jordan	10	31	.323
Dunbar, Kortney	11	48	.229

<b>Free Throw Percent</b>	<b>FG</b>	<b>Att</b>	<b>Pct</b>
Nared, Jaime	107	121	.884
Middleton, Alexa	19	24	.792
DeShields, Diamond	89	113	.788
Reynolds, Jordan	25	34	.735
Russell, Mercedes	100	144	.694
Nunn, Schaquilla	41	60	.683
Harris, Kamera	2	4	.500
Dunbar, Kortney	1	2	.500
Jackson, Meme	9	19	.474

<b>Scoring Average</b>	<b>G</b>	<b>Pts</b>	<b>Avg/G</b>
DeShields, Diamond	24	415	17.3
Russell, Mercedes	26	434	16.7
Nared, Jaime	26	393	15.1
Middleton, Alexa	26	209	8.0
Reynolds, Jordan	25	171	6.8
Jackson, Meme	26	136	5.2
Nunn, Schaquilla	26	125	4.8
Dunbar, Kortney	20	46	2.3
Harris, Kamera	7	8	1.1

<b>Field Goal Attempts</b>	<b>G</b>	<b>Att</b>	<b>Att/G</b>
DeShields, Diamond	24	354	14.8
Nared, Jaime	26	305	11.7
Russell, Mercedes	26	293	11.3
Middleton, Alexa	26	195	7.5
Reynolds, Jordan	25	188	7.5

<b>Field Goals Made</b>	<b>G</b>	<b>Made</b>	<b>Made/G</b>
Russell, Mercedes	26	167	6.4
DeShields, Diamond	24	151	6.3
Nared, Jaime	26	129	5.0
Middleton, Alexa	26	78	3.0
Reynolds, Jordan	25	68	2.7

<b>3-Point FG Attempts</b>	<b>G</b>	<b>Att</b>	<b>Att/G</b>
Middleton, Alexa	26	88	3.4
Nared, Jaime	26	79	3.0
DeShields, Diamond	24	70	2.9
Jackson, Meme	26	63	2.4
Dunbar, Kortney	20	48	2.4

<b>3-Point FG Made</b>	<b>G</b>	<b>Made</b>	<b>Made/G</b>
Middleton, Alexa	26	34	1.3
Nared, Jaime	26	28	1.1
DeShields, Diamond	24	24	1.0
Jackson, Meme	26	23	0.9
Dunbar, Kortney	20	11	0.6

<b>Free Throw Attempts</b>	<b>G</b>	<b>Att</b>	<b>Att/G</b>
Russell, Mercedes	26	144	5.5
Nared, Jaime	26	121	4.7
DeShields, Diamond	24	113	4.7
Nunn, Schaquilla	26	60	2.3
Reynolds, Jordan	25	34	1.4

<b>Free Throws Made</b>	<b>G</b>	<b>Made</b>	<b>Made/G</b>
Nared, Jaime	26	107	4.1
Russell, Mercedes	26	100	3.8
DeShields, Diamond	24	89	3.7
Nunn, Schaquilla	26	41	1.6
Reynolds, Jordan	25	25	1.0

## 2016-17 CATEGORY LEADERS

<b>Rebounds</b>	<b>G</b>	<b>Reb</b>	<b>Reb/G</b>
Russell, Mercedes	26	244	9.4
Nared, Jaime	26	171	6.6
DeShields, Diamond	24	157	6.5
Reynolds, Jordan	25	134	5.4
Nunn, Schaquilla	26	115	4.4

<b>Rebound Average</b>	<b>G</b>	<b>Reb</b>	<b>Avg/G</b>
Russell, Mercedes	26	244	9.4
Nared, Jaime	26	171	6.6
DeShields, Diamond	24	157	6.5
Reynolds, Jordan	25	134	5.4
Nunn, Schaquilla	26	115	4.4

<b>Offensive Rebounds</b>	<b>G</b>	<b>No.</b>	<b>Avg/G</b>
Nared, Jaime	26	63	2.4
Russell, Mercedes	26	61	2.3
Nunn, Schaquilla	26	50	1.9
Reynolds, Jordan	25	38	1.5
DeShields, Diamond	24	30	1.3

<b>Defensive Rebounds</b>	<b>G</b>	<b>No.</b>	<b>Avg/G</b>
Russell, Mercedes	26	183	7.0
DeShields, Diamond	24	127	5.3
Nared, Jaime	26	108	4.2
Reynolds, Jordan	25	96	3.8
Nunn, Schaquilla	26	65	2.5

<b>Fouls</b>	<b>G</b>	<b>No.</b>	<b>Per/G</b>
Nared, Jaime	26	68	2.6
DeShields, Diamond	24	61	2.5
Russell, Mercedes	26	60	2.3
Reynolds, Jordan	25	54	2.2
Jackson, Meme	26	53	2.0

<b>Foulsouts</b>	<b>G</b>	<b>No.</b>
Nared, Jaime	26	6
Jackson, Meme	26	3
DeShields, Diamond	24	1
Harris, Kamera	7	1
Reynolds, Jordan	25	1

<b>Assists</b>	<b>G</b>	<b>No.</b>	<b>Ast/G</b>
Reynolds, Jordan	25	113	4.5
DeShields, Diamond	24	84	3.5
Middleton, Alexa	26	57	2.2
Nared, Jaime	26	45	1.7
Jackson, Meme	26	44	1.7

<b>Steals</b>	<b>G</b>	<b>No.</b>	<b>Stl/G</b>
DeShields, Diamond	24	33	1.4
Nared, Jaime	26	29	1.1
Reynolds, Jordan	25	29	1.2
Middleton, Alexa	26	27	1.0
Russell, Mercedes	26	17	0.7

<b>Blocked Shots</b>	<b>G</b>	<b>No.</b>	<b>Blk/G</b>
Russell, Mercedes	26	39	1.5
DeShields, Diamond	24	27	1.1
Nunn, Schaquilla	26	11	0.4
Nared, Jaime	26	10	0.4
Reynolds, Jordan	25	9	0.4

<b>Minutes</b>	<b>G</b>	<b>No.</b>	<b>Min/G</b>
Nared, Jaime	26	892	34.3
Russell, Mercedes	26	887	34.1
Reynolds, Jordan	25	857	34.3
DeShields, Diamond	24	796	33.2
Middleton, Alexa	26	650	25.0

<b>Turnovers</b>	<b>G</b>	<b>No.</b>	<b>TO/G</b>
DeShields, Diamond	24	91	3.8
Russell, Mercedes	26	55	2.1
Middleton, Alexa	26	53	2.0
Nared, Jaime	26	50	1.9
Reynolds, Jordan	25	41	1.6



## 2016-17 HIGHS &amp; LOWS

## TENNESSEE INDIVIDUAL GAME HIGHS

POINTS	34	DESHIELDS, DIAMOND AT GEORGIA (2/5/17)
FIELD GOALS MADE	14	DESHIELDS, DIAMOND AT GEORGIA (2/5/17)
FIELD GOAL ATT.	28	DESHIELDS, DIAMOND AT GEORGIA (2/5/17)
FG PCT (MIN 5 MADE)	.900 (9-10)	NARED, JAIME VS LSU (2/2/17)
3-POINT FG MADE	7	MIDDLETON, ALEXA VS TROY (12/21/16)
3-POINT FG ATT.	10	MIDDLETON, ALEXA VS TROY (12/21/16)
	10	DUNBAR, KORTNEY VS TENN. STATE (11/30/16)
3-PT FG PCT (MIN 2 MADE)	1.000 (4-4)	MIDDLETON, ALEXA AT JMU (11/11/16)
FREE THROWS MADE	13	DESHIELDS, DIAMOND VS MISSISSIPPI ST. (1/8/17)
FREE THROW ATT.	15	NARED, JAIME AT SOUTH CAROLINA (1/30/17)
	15	DESHIELDS, DIAMOND VS MISSISSIPPI ST. (1/8/17)
FT PCT (MIN 3 MADE)	1.000 (8-8)	NARED, JAIME VS MISSISSIPPI ST. (1/8/17)
REBOUNDS	17	RUSSELL, MERCEDES AT GEORGIA (2/5/17)
ASSISTS	13	REYNOLDS, JORDAN VS TROY (12/21/16)
STEALS	5	MIDDLETON, ALEXA AT JMU (11/11/16)
BLOCKED SHOTS	6	RUSSELL, MERCEDES AT VANDERBILT (1/5/17)
TURNOVERS	10	DESHIELDS, DIAMOND AT GEORGIA (2/5/17)
	10	DESHIELDS, DIAMOND AT VIRGINIA TECH (11/27/16)
FOULS	5	12x, MOST RECENT: NARED & REYNOLDS AT ALABAMA
MINUTES	50	REYNOLDS, JORDAN AT GEORGIA (2/5/17)

## TENNESSEE TEAM GAME HIGHS

POINTS	110	TROY (12/21/16)
FIELD GOALS MADE	40	TROY (12/21/16)
FIELD GOAL ATTEMPTS	79	TENN. STATE (11/30/16)
FIELD GOAL PERCENTAGE	.581 (36-62)	UNCW (12/29/16)
3 PT FIELD GOALS MADE	12	NAVY (11/13/16)
3 PT FG ATTEMPTS	25	AT JMU (11/11/16)
3 PT FG PERCENTAGE	.857 (12-14)	NAVY (11/13/16)
FREE THROWS MADE	30	MISSISSIPPI ST. (1/8/17)
FREE THROW ATTEMPTS	35	AT FLORIDA (1/26/17)
	35	MISSISSIPPI ST. (1/8/17)
FREE THROW PERCENTAGE	.889 (8-9)	TEXAS A&M (2/12/17)
REBOUNDS	61	TENN. STATE (11/30/16)
ASSISTS	27	TROY (12/21/16)
STEALS	14	TENN. STATE (11/30/16)
BLOCKED SHOTS	10	TENN. STATE (11/30/16)
	10	AT VIRGINIA TECH (11/27/16)
TURNOVERS	24	AT GEORGIA (2/5/17)
	24	TROY (12/21/16)
FOULS	22	AT VANDERBILT (1/5/17)

## TENNESSEE TEAM GAME LOWS

POINTS	56	AT PENN STATE (11/20/16)
FIELD GOALS MADE	17	MISSISSIPPI ST. (1/8/17)
FIELD GOAL ATTEMPTS	50	AT AUBURN (1/19/17)
FIELD GOAL PERCENTAGE	.309 (17-55)	MISSISSIPPI ST. (1/8/17)
3 PT FIELD GOALS MADE	0	MISSISSIPPI ST. (1/8/17)
3 PT FG ATTEMPTS	6	MISSISSIPPI ST. (1/8/17)
3 PT FG PERCENTAGE	.000 (0-6)	MISSISSIPPI ST. (1/8/17)
FREE THROWS MADE	5	AT TEXAS (12/11/16)
FREE THROW ATTEMPTS	9	TEXAS A&M (2/12/17)
	9	AT TEXAS (12/11/16)
FREE THROW PERCENTAGE	.556 (5-9)	AT TEXAS (12/11/16)
REBOUNDS	28	MISSOURI (2/9/17)
	28	AT SOUTH CAROLINA (1/30/17)
ASSISTS	6	MISSISSIPPI ST. (1/8/17)
STEALS	0	LSU (2/2/17)
BLOCKED SHOTS	0	AT OLE MISS (1/12/17)
TURNOVERS	6	APPALACHIAN ST. (12/14/16)
FOULS	8	STANFORD (12/18/16)

## OPPONENT INDIVIDUAL GAME HIGHS

POINTS	39	HALL, PRECIOUS AT JMU (11/11/16)
FIELD GOALS MADE	15	HALL, PRECIOUS AT JMU (11/11/16)
FIELD GOAL ATT.	35	HALL, PRECIOUS AT JMU (11/11/16)
FG PCT (MIN 5 MADE)	1.000 (5-5)	AKHATHOR, EVELYN VS KENTUCKY (1/1/17)
	1.000 (5-5)	CAVE, KHADIJAH VS BAYLOR (12/4/16)
3-POINT FG MADE	7	HALL, PRECIOUS AT JMU (11/11/16)
3-POINT FG ATT.	14	HALL, PRECIOUS AT JMU (11/11/16)
3-PT FG PCT (MIN 2 MADE)	1.000 (6-6)	MUHAMMAD, MADINAH AT OLE MISS (1/12/17)
FREE THROWS MADE	11	WILLIAMS, RONNI AT FLORIDA (1/26/17)
FREE THROW ATT.	13	WILLIAMS, RONNI AT FLORIDA (1/26/17)
FT PCT (MIN 3 MADE)	1.000 (4-4)	WALKER, CIERRA AT VANDERBILT (1/5/17)
REBOUNDS	15	HILLSMAN, KHAALIA VS TEXAS A&M (02/12/17)
ASSISTS	10	KNOX, CURTYCE VS TEXAS A&M (02/12/17)
	10	ALLEN, LINDSAY VS NOTRE DAME (1/16/17)
	10	JONES, ALEXIS VS BAYLOR (12/4/16)
STEALS	8	CHANETTE HICKS AT VIRGINIA TECH (11/27/16)
BLOCKED SHOTS	6	LANG, KELSEY AT TEXAS (12/11/16)
TURNOVERS	7	CLARK, HALEY AT GEORGIA (2/5/17)
FOULS	5	10x, MOST RECENT: CLARK, HALEY AT GEORGIA

## OPPONENT TEAM GAME HIGHS

POINTS	88	BAYLOR (12/4/16)
FIELD GOALS MADE	37	BAYLOR (12/4/16)
FIELD GOAL ATTEMPTS	99	TROY (12/21/16)
FIELD GOAL PERCENTAGE	.508 (32-63)	AT AUBURN (1/19/17)
3 PT FIELD GOALS MADE	9	AT PENN STATE (11/20/16)
	9	AT JMU (11/11/16)
3 PT FG ATTEMPTS	35	TROY (12/21/16)
3 PT FG PERCENTAGE	.625 (5-8)	NOTRE DAME (01/16/17)
FREE THROWS MADE	16	MISSISSIPPI ST. (1/8/17)
	14	APPALACHIAN ST. (12/14/16)
FREE THROW ATTEMPTS	23	AT VIRGINIA TECH (11/27/16)
FREE THROW PERCENTAGE	.900 (9-10)	TEXAS A&M (2/12/17)
REBOUNDS	56	BAYLOR (12/4/16)
ASSISTS	22	BAYLOR (12/4/16)
STEALS	14	AT AUBURN (1/19/17)
	14	NAVY (11/13/16)
BLOCKED SHOTS	7	AT TEXAS (12/11/16)
TURNOVERS	21	AT VANDERBILT (1/5/17)
	21	TENN. STATE (11/30/16)
FOULS	26	TROY (12/21/16)
	26	AT JMU (11/11/16)

## OPPONENT TEAM GAME LOWS

POINTS	36	TENN. STATE (11/30/16)
FIELD GOALS MADE	13	TENN. STATE (11/30/16)
FIELD GOAL ATTEMPTS	55	AT VANDERBILT (1/5/17)
FIELD GOAL PERCENTAGE	.200 (13-65)	TENN. STATE (11/30/16)
3 PT FIELD GOALS MADE	0	LSU (2/2/17)
3 PT FG ATTEMPTS	4	LSU (2/2/17)
3 PT FG PERCENTAGE	.000 (0-4)	LSU (2/2/17)
FREE THROWS MADE	1	NAVY (11/13/16)
FREE THROW ATTEMPTS	4	NAVY (11/13/16)
FREE THROW PERCENTAGE	.250 (1-4)	NAVY (11/13/16)
REBOUNDS	27	MISSOURI (2/9/17)
ASSISTS	6	STANFORD (12/18/16)
STEALS	3	APPALACHIAN ST. (12/14/16)
BLOCKED SHOTS	0	6x, MOST RECENT: VS TEXAS A&M (2/12/17)
TURNOVERS	3	LSU (2/2/17)
FOULS	11	TEXAS A&M (2/12/17)

2016-17 BOX SCORES

**Official Basketball Box Score -- Game Totals -- Final Statistics**  
**Tennessee vs JMU**  
**11/11/16 7:05 pm at JMU Convocation Center, Harrisonburg, VA**

**Tennessee 81 • 1-0**

##	Player	Total			3-Ptr			Rebounds			PF	TP	A	TO	Blk	Stl	Min
		FG	FGA	FT	FTA	FG	FGA	FT	FTA	Off							
04	Nunn, Schaquilla	f	0-1	0-0	2-2	0	1	1	0	2	1	0	0	1	0	10	
21	Russell, Mercedes	c	4-8	0-0	9-13	2	9	11	1	17	1	1	1	1	0	36	
00	Reynolds, Jordan	g	2-6	0-2	1-2	2	3	5	4	5	2	3	0	1	1	34	
11	DeShields, Diamond	g	4-11	1-3	1-1	1	3	4	3	10	5	4	3	2	32		
31	Nared, Jaime	g	5-12	3-6	6-7	2	6	8	5	19	0	5	0	0	28		
10	Jackson, Meme	g	2-6	2-5	2-2	0	0	0	0	8	2	1	0	2	22		
13	Dunbar, Kortney	g	1-6	0-5	0-0	0	2	2	0	2	0	0	0	1	12		
33	Middleton, Alexa	g	5-6	4-4	4-6	0	3	3	2	18	2	4	0	5	26		
<b>Team</b>						2	3	5									
<b>Totals</b>			23-56	10-25	25-33	9	30	39	15	81	13	18	4	12	200		

1st FG %: 4-12 33.3% 2nd: 9-16 56.3% 3rd: 4-17 23.5% 4th: 6-11 54.5% Game: 23-56 41.1% Deadball Rebounds 3  
 3FG %: 3-7 42.9% 4-10 40.0% 1-4 25.0% 2-4 50.0% 10-25 40.0%  
 FT %: 7-8 87.5% 6-8 75.0% 3-4 75.0% 9-13 69.2% 25-33 75.8%

**JMU 69 • 0-1**

##	Player	Total			3-Ptr			Rebounds			PF	TP	A	TO	Blk	Stl	Min
		FG	FGA	FT	FTA	FG	FGA	FT	FTA	Off							
04	Butler, Tasia	f	0-2	0-0	0-0	1	4	5	3	0	0	1	0	0	0	18	
40	Griffin, Da'Lishia	f	2-7	0-5	0-0	1	5	6	4	4	2	6	1	0	30		
12	Hall, Precious	g	15-35	7-14	2-8	2	4	6	1	39	2	2	0	2	36		
13	Reynolds, Logan	g	1-2	1-1	0-0	0	0	0	3	3	1	4	0	1	23		
20	Smalls, Kamiah	g	6-10	0-0	3-6	7	5	12	4	15	1	5	0	3	28		
10	Young, Aneah	g	0-1	0-0	0-0	0	1	1	1	0	0	2	0	0	15		
14	Barron, Hailea	g	0-1	0-1	0-0	0	0	0	0	0	0	0	0	0	7		
15	Barrier, Lexie	g	1-3	1-2	0-0	0	1	1	0	3	0	0	0	0	5		
22	Porter, Amber	g	0-0	0-0	0-0	0	0	0	0	2	0	0	0	0	2		
42	Merritt, Devon	g	2-5	0-0	0-0	2	6	8	5	4	1	0	0	0	25		
45	Felgemacher, Savannah	g	0-1	0-1	1-2	1	1	2	3	1	0	0	0	1	11		
<b>Team</b>						1	2	3									
<b>Totals</b>			27-67	9-24	6-16	15	29	44	26	69	7	20	1	7	200		

1st FG %: 8-21 38.1% 2nd: 8-15 53.3% 3rd: 6-11 54.5% 4th: 5-20 25.0% Game: 27-67 40.3% Deadball Rebounds 5  
 3FG %: 3-9 33.3% 3-6 50.0% 1-4 25.0% 2-5 40.0% 9-24 37.5%  
 FT %: 0-0 0.0% 1-5 20.0% 4-9 44.4% 1-2 50.0% 6-16 37.5%

Officials: Heather C Browne, Mark McClenny, Wesley Carter  
 Technical fouls: Tennessee-TEAM. JMU-None.

Attendance: 3471

Foul outs: TN:31,Nared 6:16; JMU: 42,Merritt :38

Score by periods	1st	2nd	3rd	4th	Total
Tennessee	18	28	12	23	81
JMU	19	20	17	13	69

Points In Off 2nd Fast Bench  
 Tennessee 18 20 7 8 28  
 JMU 30 18 10 6 8

1st FG - UT 4th-05:18, JMU 4th-00:22. Score tied - 3 times.  
 Largest lead - UT by 14 4th-00:38, JMU by 8 1st-05:22. Lead changed - 4 times.  
 UT led for 28:42. JMU led for 08:02. Game was tied for 03:16.

**Official Basketball Box Score -- Game Totals -- Final Statistics**  
**Navy vs Tennessee**  
**11/13/16 2:01 p.m. at Knoxville, Tenn. (Thompson-Boling Arena)**

**Navy 55 • 0-2**

##	Player	Total			3-Ptr			Rebounds			PF	TP	A	TO	Blk	Stl	Min
		FG	FGA	FT	FTA	FG	FGA	FT	FTA	Off							
10	Jaunich, Laurel	f	3-8	0-1	0-0	3	3	6	1	6	0	2	1	1	27		
25	Kennedy, Ashanti	f	7-12	1-2	1-1	1	5	6	1	16	0	1	0	2	31		
01	Dunham, Taylor	g	6-8	2-4	0-0	0	0	0	3	14	3	1	0	1	16		
13	Fenske, Hannah	g	1-4	1-2	0-0	1	2	3	1	3	3	2	0	0	21		
21	Swett, Justice	g	1-7	0-2	0-0	2	0	2	4	2	1	1	0	1	23		
03	Potts, Christina	g	0-3	0-2	0-0	0	2	2	0	0	1	0	0	0	9		
05	Condie, Sarita	g	2-3	1-2	0-0	1	0	1	0	5	1	0	0	1	15		
11	Clark, Kaila	g	1-3	0-0	0-0	1	1	2	4	2	1	0	0	2	16		
15	Roach, Bianca	g	3-8	1-1	0-3	0	1	1	2	7	0	2	0	3	20		
23	Sanders, Molly	g	0-7	0-4	0-0	0	1	1	0	0	0	3	0	0	14		
30	Taylor, Morgan	g	0-1	0-0	0-0	0	0	0	0	0	0	2	0	0	2		
50	Alawezic, Mary Kate	g	0-2	0-0	0-0	0	0	0	1	0	0	0	0	0	6		
<b>Team</b>						3	2	5									
<b>Totals</b>			24-66	6-20	1-4	12	17	29	17	55	11	16	1	14	200		

1st FG %: 7-17 41.2% 2nd: 8-15 53.3% 3rd: 7-18 38.9% 4th: 2-16 12.5% Game: 24-66 36.4% Deadball Rebounds 1  
 3FG %: 2-5 40.0% 3-6 50.0% 1-4 25.0% 1-3 33.3% 6-20 30.0%  
 FT %: 0-0 0.0% 0-1 0.0% 0-0 0.0% 1-3 33.3%

**Tennessee 85 • 2-0**

##	Player	Total			3-Ptr			Rebounds			PF	TP	A	TO	Blk	Stl	Min
		FG	FGA	FT	FTA	FG	FGA	FT	FTA	Off							
04	Nunn, Schaquilla	f	1-2	0-0	2-4	2	3	5	2	4	2	4	0	1	12		
21	Russell, Mercedes	c	5-11	0-0	8-10	3	7	10	1	18	2	2	1	3	28		
0	Reynolds, Jordan	g	5-8	2-2	0-0	1	7	8	0	12	7	2	0	2	37		
11	DeShields, Diamond	g	5-9	2-2	2-4	2	4	6	3	14	2	2	0	2	29		
31	Nared, Jaime	g	3-8	0-0	0-0	2	5	7	2	6	4	3	0	1	28		
05	Harris, Kamera	g	0-0	0-0	0-0	0	0	0	1	0	0	0	1	0	3		
10	Jackson, Meme	g	2-6	1-1	0-2	2	0	2	3	5	0	3	0	0	18		
13	Dunbar, Kortney	g	2-3	1-2	0-0	0	2	2	0	5	1	0	1	1	11		
33	Middleton, Alexa	g	7-11	6-7	1-2	0	3	3	2	21	2	2	0	0	34		
<b>Team</b>						3	1	4									
<b>Totals</b>			30-58	12-14	13-22	15	32	47	14	85	20	18	3	10	200		

1st FG %: 6-19 31.6% 2nd: 9-11 81.8% 3rd: 9-13 69.2% 4th: 6-15 40.0% Game: 30-58 51.7% Deadball Rebounds 5  
 3FG %: 1-1 100.0% 3-4 75.0% 1-4 25.0% 3-4 75.0% 13-22 59.1%  
 FT %: 6-10 60.0% 3-3 100.0% 2-3 66.7% 2-6 33.3%

Officials: Beverly Roberts, Roy Gulbayan, Angelica Suffren  
 Technical fouls: Navy-None. Tennessee-None.

Attendance: 8212

Score by periods	1st	2nd	3rd	4th	Total
Navy	16	19	15	5	55
Tennessee	19	24	23	19	85

Points In Off 2nd Fast Bench  
 Navy 16 19 8 7 50  
 UT 24 25 14 7 70

1st FG - NAVY 4th-00:57, UT 4th-01:18. Score tied - 6 times.  
 Largest lead - NAVY by 2 1st-09:03, UT by 32 4th-01:18. Lead changed - 5 times.  
 NAVY led for 00:52. UT led for 34:51. Game was tied for 04:15.

**Official Basketball Box Score -- Game Totals -- Final Statistics**  
**Tennessee vs ETSU**  
**11/15/16 7:00pm at MSHA Athletic Center (Johnson City, TN)**

**Tennessee 83 • 3-0**

##	Player	Total			3-Ptr			Rebounds			PF	TP	A	TO	Blk	Stl	Min
		FG	FGA	FT	FTA	FG	FGA	FT	FTA	Off							
21	Russell, Mercedes	c	6-10	0-0	3-6	1	2	3	4	15	1	4	0	1	22		
00	Reynolds, Jordan	g	5-6	0-1	0-0	4	3	7	3	10	3	1	0	4	32		
11	DeShields, Diamond	g	11-16	3-6	3-3	1	9	10	2	28	6	3	1	0	31		
31	Nared, Jaime	g	1-4	0-1	2-2	1	3	4	1	4	2	2	0	1	31		
33	Middleton, Alexa	g	2-6	1-3	2-2	1	4	5	3	7	2	0	0	0	28		
04	Nunn, Schaquilla	g	3-6	0-0	2-2	2	3	5	0	8	0	2	1	0	14		
05	Harris, Kamera	g	0-0	0-0	1-2	1	1	2	0	1	0	0	0	0	3		
10	Jackson, Meme	g	3-6	1-3	0-0	0	0	0	1	7	1	1	0	0	24		
13	Dunbar, Kortney	g	1-3	1-3	0-0	1	1	2	3	1	3	1	0	1	15		
<b>Team</b>						0	2	2									
<b>Totals</b>			32-57	6-17	13-17	12	28	40	16	83	16	16	3	6	200		

1st FG %: 10-19 52.6% 2nd: 8-12 66.7% 3rd: 8-16 50.0% 4th: 6-10 60.0% Game: 32-57 56.1% Deadball Rebounds 1  
 3FG %: 4-7 57.1% 1-4 25.0% 1-4 25.0% 0-2 0.0% 6-17 35.3%  
 FT %: 4-4 100.0% 1-1 100.0% 3-6 50.0% 5-6 83.3%

**ETSU 58 • 1-1**

##	Player	Total			3-Ptr			Rebounds			PF	TP	A	TO	Blk	Stl	Min
		FG	FGA	FT	FTA	FG	FGA	FT	FTA	Off							
05	Raven Dean	f	0-5	0-1	1-2	2	4	6	2	1	1	1	0	0	21		
22	Malloree Schurr																

# LADY VOLS BASKETBALL

## 2016-17 BOX SCORES

### Official Basketball Box Score -- Game Totals -- Final Statistics Tennessee vs Virginia Tech 11/27/16 2:00 PM at Cassell Coliseum, Blacksburg, Va.

#### Tennessee 63 • 3-2

#	Player	Total			3-Ptr			Rebounds			PF	TP	A	TO	Blk	Stl	Min
		FG-FA	FG-FA	FT-FTA	FG-FA	FG-FA	FT-FTA	Off	Def	Tot							
00	Jordan Reynolds	* 5-13	1-1	0-1	2	6	8	3	11	3	1	2	1	27			
11	DeShields, Diamond	* 6-16	0-3	3-4	1	8	9	1	15	5	10	2	0	37			
21	Russell, Mercedes	* 7-15	0-0	3-3	7	7	14	1	17	1	1	3	0	37			
31	Nared, Jaime	* 4-10	1-3	2-2	2	8	10	2	11	0	5	1	2	38			
33	Middleton, Alexa	* 1-7	0-2	0-0	0	3	3	3	2	1	1	0	0	32			
04	Schaquilla Nunn	1-3	0-0	0-0	0	2	2	1	2	0	0	0	0	3			
10	Jackson, Meme	2-4	1-1	0-1	1	1	2	5	5	1	3	1	1	23			
13	Dunbar, Kortney	0-2	0-2	0-0	0	0	0	1	0	0	0	1	0	3			
	Team				1	4	5										
	Totals	26-70	3-12	8-11	14	39	53	17	63	11	21	10	4	200			

1st - FG %:	5-16 31.3%	2nd - 8-20 40.0%	3rd - 5-14 35.7%	4th - 8-20 40.0%	Game - 26-70 37.1%	Deadball
3FG %:	0-3 0.0%	3-5 60.0%	0-2 0.0%	0-2 0.0%	3-12 25.0%	Rebounds
FT %:	0-0 0.0%	2-2 100.0%	3-4 75.0%	3-5 60.0%	8-11 72.7%	3,2

#### Virginia Tech 67 • 6-0

#	Player	Total			3-Ptr			Rebounds			PF	TP	A	TO	Blk	Stl	Min
		FG-FA	FG-FA	FT-FTA	FG-FA	FG-FA	FT-FTA	Off	Def	Tot							
02	Sidney Cook	* 7-13	0-3	0-2	2	10	12	1	14	0	1	0	2	37			
05	Vanessa Panousis	* 2-8	1-4	1-2	1	2	3	2	6	3	1	0	0	30			
11	Regan Magarity	* 7-14	0-0	2-2	3	2	5	3	16	0	1	1	0	31			
12	Chanette Hicks	* 8-17	1-1	7-11	1	4	5	2	24	3	5	0	8	38			
25	Samantha Hill	* 1-14	0-8	2-4	2	4	6	2	4	0	1	0	2	35			
03	Diandra DaRosa	1-4	0-2	1-2	0	2	2	3	3	1	0	0	0	6			
10	Kendyl Brooks	0-2	0-2	0-0	0	1	1	0	0	0	1	0	0	15			
14	Kaela Kinder	0-0	0-0	0-0	0	1	1	1	0	0	0	0	0	8			
	Team				4	4	8										
	Totals	26-72	2-20	13-23	13	30	43	14	67	7	10	1	12	200			

1st - FG %:	8-17 47.1%	2nd - 4-22 18.2%	3rd - 11-20 55.0%	4th - 3-13 23.1%	Game - 26-72 36.1%	Deadball
3FG %:	1-5 20.0%	0-8 0.0%	1-3 33.3%	0-4 0.0%	2-20 10.0%	Rebounds
FT %:	1-2 50.0%	2-4 50.0%	4-8 50.0%	6-9 66.7%	13-23 56.5%	2

Officials: Eric Brewton, Bruce Morris, Talisa Green

Technical fouls: Tennessee-None. Virginia Tech-None.

Attendance: 3159

7:53 4th - Flagrant I foul on VT #2

Score by periods	1st	2nd	3rd	4th	Total
Tennessee	10	21	13	19	63
Virginia Tech	18	10	27	12	67

Points	In	Off	2nd	Fast	Bench
Tennessee	34	12	13	6	7
VT	46	21	9	11	3

Last FG - UT 4th-00:03, UT 4th-00:30.

Largest lead - UT by 5 3rd-08:26, VT by 13 4th-08:50.

UT led for 04:59, VT led for 31:57. Game was tied for 03:04.

Score tied - 5 times.

Lead changed - 9 times.

### Official Basketball Box Score -- Game Totals -- Final Statistics Baylor vs Tennessee 12/04/16 2:02 p.m. at Knoxville, Tenn. (Thompson-Boling Arena)

#### Baylor 88 • 9-1

#	Player	Total			3-Ptr			Rebounds			PF	TP	A	TO	Blk	Stl	Min
		FG-FA	FG-FA	FT-FTA	FG-FA	FG-FA	FT-FTA	Off	Def	Tot							
13	Davis, Nina	f 9-15	0-0	2-2	6	3	9	3	20	0	2	1	0	25			
32	Mompremier, Beatrice	c 3-12	0-0	0-0	2	6	8	1	6	0	2	0	0	24			
04	Wallace, Kristy	g 4-8	1-2	0-0	1	6	7	2	9	7	1	3	1	33			
12	Prince, Alexis	g 3-11	0-4	2-2	3	6	9	1	8	4	0	1	2	34			
30	Jones, Alexis	g 11-25	5-9	3-4	1	8	9	1	30	10	1	0	3	38			
01	Cohen, Dekeyia	0-2	0-0	0-0	0	0	0	3	0	1	0	0	4				
15	Cox, Lauren	0-3	0-0	0-0	2	1	3	4	0	0	0	0	7				
20	Landrum, Calveion	0-0	0-0	0-0	0	0	0	0	0	1	0	0	0				
21	Brown, Kalani	1-9	0-0	0-1	4	0	4	4	2	0	0	0	11				
24	Chou, Natalie	1-4	1-3	0-0	1	0	1	3	0	0	0	0	5				
55	Cave, Khadijah	5-5	0-0	0-0	1	1	2	0	10	0	1	0	15				
	Team				3	1	4										
	Totals	37-94	7-18	7-9	24	32	56	20	88	22	8	5	6	200			

1st - FG %:	11-25 44.0%	2nd - 10-21 47.6%	3rd - 10-23 43.5%	4th - 6-25 24.0%	Game - 37-94 39.4%	Deadball
3FG %:	2-4 50.0%	4-7 57.1%	0-4 0.0%	1-3 33.3%	7-18 38.9%	Rebounds
FT %:	0-0 0.0%	0-0 0.0%	3-6 50.0%	2-3 66.7%	7-9 77.8%	2

#### Tennessee 66 • 4-3

#	Player	Total			3-Ptr			Rebounds			PF	TP	A	TO	Blk	Stl	Min
		FG-FA	FG-FA	FT-FTA	FG-FA	FG-FA	FT-FTA	Off	Def	Tot							
31	Nared, Jaime	f 5-14	2-4	7-10	3	8	11	4	19	2	3	2	1	33			
21	Russell, Mercedes	c 8-16	0-0	6-12	3	9	12	3	22	0	1	4	0	35			
0	Reynolds, Jordan	g 1-5	0-1	0-0	3	1	4	0	2	4	1	0	0	29			
10	Jackson, Meme	g 1-4	0-0	2-2	1	1	2	0	4	1	1	0	0	29			
11	DeShields, Diamond	g 4-14	0-1	5-5	1	5	6	3	13	2	5	0	0	32			
04	Nunn, Schaquilla	0-2	0-0	0-0	1	4	5	1	0	1	0	0	0	10			
13	Dunbar, Kortney	1-3	1-3	1-2	0	3	3	0	4	1	0	0	0	11			
33	Middleton, Alexa	0-6	0-2	2-2	0	1	1	1	2	2	3	0	0	21			
	Team				3	1	4										
	Totals	20-64	3-11	23-33	15	33	48	12	66	12	15	6	1	200			

1st - FG %:	4-14 28.6%	2nd - 4-14 28.6%	3rd - 4-16 25.0%	4th - 8-20 40.0%	Game - 20-64 31.3%	Deadball
3FG %:	1-2 50.0%	1-5 20.0%	0-2 0.0%	1-2 50.0%	3-11 27.3%	Rebounds
FT %:	1-4 25.0%	9-12 75.0%	10-12 83.3%	3-5 60.0%	23-33 69.7%	7

Officials: Tina Napier, Mark Zentz, Metta Roberts

Technical fouls: Baylor-None. Tennessee-None.

Attendance: 9244

Score by periods	1st	2nd	3rd	4th	Total
Baylor	24	24	25	15	88
Tennessee	10	18	18	20	66

Points	In	Off	2nd	Fast	Bench
BU	58	11	23	10	15
UT	28	8	13	4	6

Last FG - BU 4th-01:32, UT 4th-00:15.

Largest lead - BU by 35 3rd-04:01, UT None.

BU led for 39:21. UT led for 00:00. Game was tied for 00:39.

Score tied - 0 times.

Lead changed - 0 times.

### Official Basketball Box Score -- Game Totals -- Final Statistics Tenn. State vs Tennessee 11/30/16 7:04 p.m. at Knoxville, Tenn. (Thompson-Boling Arena)

#### Tenn. State 36 • 1-5

#	Player	Total			3-Ptr			Rebounds			PF	TP	A	TO	Blk	Stl	Min
		FG-FA	FG-FA	FT-FTA	FG-FA	FG-FA	FT-FTA	Off	Def	Tot							
01	PARKER,Tiana	f 1-5	0-0	0-0	0	6	6	4	2	0	2	1	0	17			
25	JOHNSON,Jayda	f 2-10	0-0	0-4	2	3	5	4	4	2	6	0	0	29			
0	PETTIS,Ciara	g 2-9	1-4	0-0	1	0	1	1	5	0	2	0	0	13			
02	BEATTY,Diamond	g 1-8	1-7	0-0	0	2	2	2	3	1	1	0	2	29			
23	GRIFFIN,Kaliya	g 2-12	2-8	0-0	0	5	5	1	6	2	2	0	4	35			
10	JORDAN,Brightwell	1-1	0-0	0-0	0	0	0	1	2	0	0	0	0	3			
12	PALMA,Samantha	0-1	0-0	0-0	0	0	0	1	0	0	0	0	0	10			
13	BROWN,Francesca	0-2	0-0	0-0	1	0	1	0	0	0	0	0	0	2			
15	CARTER,Tariana	0-0	0-0	0-0	0	0	0	0	0	0	0	0	0	2			
22	WOOTEN,Tia	2-11	0-0	0-0	3	0	3	2	4	0	1	1	1	21			
24	SIMS,Asia	0-2	0-0	3-4	0	4	4	3	3	2	1	0	0	14			
32	BEARD,Maxine	2-4	1-3	2-2	1	0	1	1	7	1	5	0	2	25			
	Team				5	5	10										
	Totals	13-65	5-22	5-10	13	25	38	20	36	8	21	2	9	200			

1st - FG %:	4-21 19.0%	2nd - 2-14 14.3%	3rd - 4-17 23.5%	4th - 3-13 23.1%	Game - 13-65 20.0%	Deadball
3FG %:	2-6 33.3%	2-7 28.6%	0-5 0.0%	1-4 25.0%	5-22 22.7%	Rebounds
FT %:	0-0 0.0%	2-4 50.0%	0-0 0.0%	3-6 50.0%	5-10 50.0%	3

#### Tennessee 86 • 4-2



2016-17 BOX SCORES

**Official Basketball Box Score -- Game Totals -- Final Statistics**  
**Appalachian St. vs Tennessee**  
**12/14/16 7:01 p.m. at Knoxville, Tenn. (Thompson-Boling Arena)**

**Appalachian St. 66 • 4-6**

#	Player	Total			3-Ptr			Rebounds			PF	TP	A	TO	Blk	Stl	Min
		FG	FGA	FT	FTA	FG	FGA	FT	F	D							
30	Bassett-Smith, Ashley	3	8	0	0	2	3	5	4	6	0	0	0	0	0	18	
02	Murray, Q.	3	9	2	5	1	2	3	3	8	3	3	0	1	33		
03	Carter, Bria	1	7	0	3	0	3	3	5	5	3	1	0	0	29		
10	Jones, Joi	6	17	0	3	2	5	7	0	15	1	2	0	0	30		
34	Story, Madi	7	13	1	2	2	3	5	1	21	1	4	0	1	35		
04	Norregaard, Liz	0	0	0	0	0	1	1	0	0	1	0	0	0	1		
14	Hampton, Armani	1	2	0	1	0	1	1	1	3	0	0	0	0	14		
15	Driver, Amber	0	1	0	0	0	0	0	0	0	0	1	0	0	9		
22	Cole, Cydini	2	3	1	2	0	1	1	0	5	0	2	0	1	11		
32	Allen, Brooklyn	0	0	0	0	0	1	1	0	0	0	0	0	0	4		
44	Plummer, Bayley	1	3	0	2	1	4	5	1	3	0	2	0	0	16		
	<b>Team</b>					1	2	3									
	<b>Totals</b>	<b>24</b>	<b>63</b>	<b>4</b>	<b>9</b>	<b>14</b>	<b>18</b>	<b>35</b>	<b>15</b>	<b>66</b>	<b>10</b>	<b>15</b>	<b>1</b>	<b>3</b>	<b>200</b>		

1st - FG %: 11.15 73.3% 2nd: 4-18 22.2% 3rd: 2-14 14.3% 4th: 7-16 43.8% Game: 24-63 38.1% Deadball Rebounds 2  
 3FG %: 2-2 100.0% 2-3 66.7% 0-1 0.0% 2-4 50.0% 4-9 44.4%  
 FT %: 0-0 0.0% 2-3 66.7% 8-9 88.9% 4-6 66.7% 14-18 77.8%

**Tennessee 92 • 5-4**

#	Player	Total			3-Ptr			Rebounds			PF	TP	A	TO	Blk	Stl	Min
		FG	FGA	FT	FTA	FG	FGA	FT	F	D							
31	Nared, Jaime	5	9	1	3	2	8	10	2	15	3	2	0	0	30		
21	Russell, Mercedes	5	9	0	5	1	7	8	0	15	0	1	0	0	24		
0	Reynolds, Jordan	1	9	0	2	0	3	3	1	2	4	2	0	2	24		
10	Jackson, Meme	1	4	1	2	0	0	0	2	3	3	0	0	1	18		
11	DeShields, Diamond	6	14	2	2	2	4	4	3	16	0	1	1	1	28		
04	Nunn, Schaquilla	5	7	0	2	3	2	5	3	12	0	0	0	1	19		
05	Harris, Kamera	1	1	0	1	0	1	0	2	3	0	0	0	0	7		
13	Dunbar, Kortney	2	5	2	3	0	4	5	2	6	0	0	0	1	25		
33	Middleton, Alexa	9	14	0	2	1	4	5	0	20	4	0	0	1	25		
	<b>Team</b>					3	0	3									
	<b>Totals</b>	<b>35</b>	<b>72</b>	<b>6</b>	<b>12</b>	<b>32</b>	<b>44</b>	<b>15</b>	<b>92</b>	<b>16</b>	<b>6</b>	<b>1</b>	<b>7</b>	<b>200</b>			

1st - FG %: 10.19 52.6% 2nd: 10-19 52.6% 3rd: 7-16 43.8% 4th: 8-18 44.4% Game: 35-72 48.6% Deadball Rebounds 3  
 3FG %: 0-4 0.0% 2-3 66.7% 2-2 100.0% 2-3 66.7% 6-12 50.0%  
 FT %: 0-0 0.0% 3-4 75.0% 8-10 80.0% 5-6 83.3% 16-20 80.0%

Officials: Bob Trammell, Joseph Vaszily, Jody Cantrell  
 Technical fouls: Appalachian St.-None. Tennessee-None.  
 Attendance: 7826

Score by periods	1st	2nd	3rd	4th	Total
Appalachian St.	24	10	12	20	66
Tennessee	20	25	24	23	92

Last FG - APP 4th-00:01, UT 4th-00:59.  
 Largest lead - APP by 6 1st-03:48, UT by 37 4th-06:30.  
 APP led for 11:19. UT led for 27:19. Game was tied for 01:22.

**Official Basketball Box Score -- Game Totals -- Final Statistics**  
**Stanford vs Tennessee**  
**12/18/16 3:02 p.m. at Knoxville, Tenn. (Thompson-Boling Arena)**

**Stanford 51 • 8-2**

#	Player	Total			3-Ptr			Rebounds			PF	TP	A	TO	Blk	Stl	Min
		FG	FGA	FT	FTA	FG	FGA	FT	F	D							
24	McCall, Erica	6	15	0	1	2	5	1	6	4	13	0	1	0	1	35	
10	Robinson, Briana	0	5	0	2	0	3	3	2	0	3	3	2	0	21		
12	McPhee, Brittany	5	16	1	5	0	2	3	5	2	11	0	4	1	33		
13	Snizek, Marta	2	3	0	0	0	0	5	5	1	4	5	6	0	35		
44	Samuelson, Karlie	5	13	3	10	0	1	6	7	2	13	1	1	0	40		
02	Coffee, Shannon	0	0	0	0	0	1	1	1	0	0	1	0	0	2		
04	Fingall, Nadia	2	3	0	1	0	2	3	0	4	0	1	0	0	12		
11	Smith, Alanna	2	6	0	0	0	4	2	6	1	4	0	2	1	14		
21	Carrington, Dijonai	0	1	0	1	0	0	0	0	1	0	0	0	0	2		
22	Romano, Alexa	0	0	0	0	0	0	0	0	0	0	0	0	0	1		
	<b>Team</b>					2	1	3									
	<b>Totals</b>	<b>22</b>	<b>62</b>	<b>4</b>	<b>20</b>	<b>3</b>	<b>6</b>	<b>15</b>	<b>24</b>	<b>39</b>	<b>15</b>	<b>51</b>	<b>6</b>	<b>18</b>	<b>2</b>		

1st - FG %: 8-16 50.0% 2nd: 5-14 35.7% 3rd: 3-15 20.0% 4th: 6-17 35.3% Game: 22-62 35.5% Deadball Rebounds 1  
 3FG %: 1-5 20.0% 2-6 33.3% 1-5 20.0% 0-4 0.0% 4-20 20.0%  
 FT %: 0-0 0.0% 0-0 0.0% 2-4 50.0% 1-2 50.0% 3-6 50.0%

**Tennessee 59 • 6-4**

#	Player	Total			3-Ptr			Rebounds			PF	TP	A	TO	Blk	Stl	Min
		FG	FGA	FT	FTA	FG	FGA	FT	F	D							
31	Nared, Jaime	3	11	1	2	3	4	2	6	3	10	0	1	0	0	40	
21	Russell, Mercedes	5	9	0	1	2	2	11	13	1	11	1	4	1	1	36	
0	Reynolds, Jordan	6	15	1	4	1	2	1	14	3	3	1	2	4	40		
10	Jackson, Meme	1	2	1	2	0	1	1	2	0	3	0	1	0	10		
11	DeShields, Diamond	5	17	1	3	4	0	7	7	2	15	3	3	2	40		
04	Nunn, Schaquilla	0	0	0	1	1	0	1	0	1	0	0	0	0	4		
33	Middleton, Alexa	2	3	1	1	0	1	4	5	1	5	1	2	0	30		
	<b>Team</b>					2	0	2									
	<b>Totals</b>	<b>22</b>	<b>57</b>	<b>5</b>	<b>12</b>	<b>10</b>	<b>15</b>	<b>11</b>	<b>27</b>	<b>38</b>	<b>8</b>	<b>59</b>	<b>8</b>	<b>14</b>	<b>5</b>		

1st - FG %: 5-15 33.3% 2nd: 7-13 53.8% 3rd: 5-15 33.3% 4th: 5-14 35.7% Game: 22-57 38.6% Deadball Rebounds 5  
 3FG %: 0-1 0.0% 1-3 33.3% 3-7 42.9% 1-1 100.0% 1-1 100.0%  
 FT %: 1-1 100.0% 3-4 75.0% 3-6 50.0% 3-4 75.0% 10-15 66.7%

Officials: Sue Blauch, Beverly Roberts, Brian Hall  
 Technical fouls: Stanford-None. Tennessee-None.  
 Attendance: 9137

Score by periods	1st	2nd	3rd	4th	Total
Stanford	17	12	9	13	51
Tennessee	11	18	16	14	59

Last FG - STAN 4th-00:53, UT 4th-01:01.  
 Largest lead - STAN by 11 1st-04:53, UT by 12 4th-06:24.  
 STAN led for 16:05. UT led for 20:48. Game was tied for 03:07.

Score tied - 3 times.  
 Lead changed - 5 times.

**Official Basketball Box Score -- Game Totals -- Final Statistics**  
**Troy vs Tennessee**  
**12/21/16 7:02 p.m. at Knoxville, Tenn. (Thompson-Boling Arena)**

**Troy 84 • 6-4**

#	Player	Total			3-Ptr			Rebounds			PF	TP	A	TO	Blk	Stl	Min
		FG	FGA	FT	FTA	FG	FGA	FT	F	D							
33	Day, Lauren	4	7	0	1	0	2	1	3	5	8	0	0	0	14		
34	Ramirez, Caitlyn	5	14	2	5	2	4	3	7	5	14	3	1	1	26		
01	Robinson, Kayla	3	9	0	2	0	1	1	2	0	6	3	2	0	18		
10	Chills, Jayla	8	26	0	8	1	2	4	6	10	3	17	2	3	30		
14	Banks, Claressa	7	18	5	11	0	1	2	3	4	19	2	3	0	32		
03	Mendoza, Amanda	1	6	0	4	0	0	1	1	2	2	7	2	0	22		
11	Saunders, Arjae'	1	4	0	1	2	0	1	1	3	2	0	0	0	11		
12	Winchester, Harriet	0	2	0	2	0	0	0	1	1	0	0	0	0	5		
22	Upshaw, Amahni	0	1	0	0	0	0	1	0	0	0	0	0	0	2		
24	Day, Jessie	0	1	0	0	0	1	0	1	0	0	0	0	0	3		
32	Williams, Dajia	1	2	0	0	0	4	1	5	0	2	0	1	1	13		
40	Rivers, Amber	3	6	1	2	2	2	2	4	2	9	0	0	0	10		
44	Fils-Aime', La'Tia	1	3	0	2	2	3	1	4	1	4	1	2	0	14		
	<b>Team</b>					4	4	8									
	<b>Totals</b>	<b>34</b>	<b>99</b>	<b>8</b>	<b>35</b>	<b>8</b>	<b>11</b>	<b>27</b>	<b>23</b>	<b>50</b>	<b>26</b>	<b>84</b>	<b>20</b>	<b>14</b>	<b>2</b>		

1st - FG %: 7-24 29.2% 2nd: 10-30 33.3% 3rd: 7-19 36.8% 4th: 10-26 38.5% Game: 34-99 34.3% Deadball Rebounds 2  
 3FG %: 1-9 12.5% 3-9 33.3% 0-4 0.0% 4-14 28.6% 8-25 32.0%  
 FT %: 0-0 0.0% 4-5 80.0% 1-2 50.0% 3-4 75.0% 8-11 72.7%

**Tennessee 110 • 7-4**

#	Player	Total			3-Ptr			Rebounds			PF	TP	A	TO	Blk	Stl	Min
		FG	FGA	FT	FTA	FG	FGA	FT	F	D							
31	Nared, Jaime	8	17	1	3	4	5	9	14	5	21	4	4	0	1	28	
21	Russell, Mercedes	8	11	0	2	6	4	7	11	2	18	3	5	2	0	31	
0	Reynolds, Jordan	5	12	0	2	2	4	4	8	3	12	13	2	0	34		
10	Jackson, Meme	7	15	3	8	1	2	4	3	7	0	18</					

2016-17 BOX SCORES

**Official Basketball Box Score -- Game Totals -- Final Statistics**  
**Kentucky vs Tennessee**  
**01/01/17 4:03 p.m. at Knoxville, Tenn. (Thompson-Boling Arena)**

**Kentucky 65 • 9-5 (0-1 SEC)**

#	Player	Total			3-Ptr			Rebounds			PF	TP	A	TO	Blk	Stl	Min
		FG	FGA	FT	FTA	Off	Def	Tot									
13	Akhtar, Evelyn	f	5-5	0-0	1-2	4	6	10	3	11	0	0	0	1	25		
45	Rice, Alyssa	c	3-7	0-0	0-0	4	3	7	4	6	1	0	0	1	32		
04	Morris, Maci	g	5-21	2-9	3-3	0	2	2	3	15	1	3	1	2	39		
24	Murray, Taylor	g	8-11	0-0	7-8	1	5	6	1	23	2	0	0	2	38		
25	Epps, Makayla	g	3-13	0-4	2-2	0	4	4	0	8	2	1	0	0	39		
20	Poffenberger, Paige	g	0-0	0-0	0-0	0	0	0	2	0	0	0	0	0	3		
22	Cann, Makenzie	g	0-3	0-2	0-0	0	2	2	2	0	0	0	0	0	15		
32	Roper, Jaida	g	1-3	0-1	0-0	0	0	0	2	2	1	1	0	0	9		
	Team					0	3	3									
	<b>Totals</b>		<b>25-63</b>	<b>2-16</b>	<b>13-15</b>	<b>9</b>	<b>25</b>	<b>34</b>	<b>17</b>	<b>65</b>	<b>7</b>	<b>5</b>	<b>1</b>	<b>6</b>	<b>200</b>		

1st - FG %: 7-17 41.2% 2nd: 4-15 26.7% 3rd: 8-15 53.3% 4th: 6-16 37.5% Game: 25-63 39.7% Deadball Rebounds: 2  
 3FG %: 0-3 0.0% 1-5 20.0% 1-4 25.0% 0-4 0.0% 2-16 12.5%  
 FT %: 0-0 0.0% 6-7 85.7% 0-0 0.0% 7-8 87.5%

**Tennessee 72 • 9-4 (1-0 SEC)**

#	Player	Total			3-Ptr			Rebounds			PF	TP	A	TO	Blk	Stl	Min
		FG	FGA	FT	FTA	Off	Def	Tot									
31	Nared, Jaime	f	5-10	3-4	5-6	0	5	5	3	18	2	0	0	1	32		
21	Russell, Mercedes	c	10-16	0-0	2-2	4	5	9	0	22	3	0	0	0	38		
0	Reynolds, Jordan	g	0-1	0-0	0-0	0	6	6	4	0	4	0	0	1	29		
10	Jackson, Meme	g	2-6	1-4	0-0	1	2	3	2	5	4	3	0	0	36		
11	DeShields, Diamond	g	8-16	1-4	4-5	1	3	4	3	21	2	5	1	0	36		
04	Nunn, Schaquilla	g	2-4	0-0	2-3	4	3	7	0	6	0	0	0	0	9		
13	Dunbar, Kortney	g	0-1	0-1	0-0	0	2	2	0	0	0	0	0	0	4		
33	Middleton, Alexa	g	0-6	0-3	0-0	0	1	1	1	0	3	1	0	0	16		
	Team					0	2	2									
	<b>Totals</b>		<b>27-60</b>	<b>5-16</b>	<b>13-16</b>	<b>10</b>	<b>29</b>	<b>39</b>	<b>13</b>	<b>72</b>	<b>18</b>	<b>9</b>	<b>2</b>	<b>2</b>	<b>200</b>		

1st - FG %: 8-15 53.3% 2nd: 7-19 36.8% 3rd: 7-16 43.8% 4th: 5-10 50.0% Game: 27-60 45.0% Deadball Rebounds: 1  
 3FG %: 1-3 33.3% 0-6 0.0% 2-4 50.0% 2-3 66.7% 5-16 31.3%  
 FT %: 3-5 60.0% 2-3 66.7% 0-0 0.0% 8-8 100.0%

Officials: Dee Kantner, Luis Gonzalez, Frank Steratore  
 Technical fouls: Kentucky-None. Tennessee-None.  
 Attendance: 9709

Score by periods	1st	2nd	3rd	4th	Total
Kentucky	14	15	17	19	65
Tennessee	20	16	16	20	72

Last FG - UK 4th-01:27, UT 4th-01:59.  
 Largest lead - UK by 2 1st-09:30, UT by 12 4th-07:57.  
 UK led for 00:52. UT led for 37:48. Game was tied for 01:20.

Points In Off 2nd Fast  
 UK Paint T/O Chance Break Bench  
 42 36 4 13 8 6

**Official Basketball Box Score -- Game Totals -- Final Statistics**  
**Tennessee vs Vanderbilt**  
**01/05/17 8 p.m. at Nashville, Tenn. (Memorial Gym)**

**Tennessee 70 • 10-4, 2-0**

#	Player	Total			3-Ptr			Rebounds			PF	TP	A	TO	Blk	Stl	Min
		FG	FGA	FT	FTA	Off	Def	Tot									
31	Nared, Jaime	f	5-13	2-4	0-1	5	1	6	3	12	2	2	1	2	40		
21	Russell, Mercedes	c	4-8	0-0	7-11	2	11	13	1	15	0	2	6	0	39		
00	Reynolds, Jordan	g	4-8	1-2	2-2	3	5	8	4	11	3	0	1	0	38		
10	Jackson, Meme	g	3-8	1-2	3-4	2	1	3	3	10	3	1	0	1	27		
11	DeShields, Diamond	g	5-18	1-4	5-5	1	4	5	5	16	4	6	0	4	30		
04	Nunn, Schaquilla	g	1-3	0-0	2-2	1	1	2	2	4	0	0	0	0	6		
13	Dunbar, Kortney	g	0-1	0-1	0-0	0	0	0	1	0	0	0	0	0	3		
33	Middleton, Alexa	g	0-3	0-2	0-0	0	1	3	2	0	2	0	0	1	17		
	Team					2	2	4									
	<b>Totals</b>		<b>22-62</b>	<b>5-15</b>	<b>21-27</b>	<b>16</b>	<b>26</b>	<b>42</b>	<b>22</b>	<b>70</b>	<b>12</b>	<b>14</b>	<b>8</b>	<b>8</b>	<b>200</b>		

1st - FG %: 7-15 46.7% 2nd: 5-21 23.8% 3rd: 6-17 35.3% 4th: 4-9 44.4% Game: 22-62 35.5% Deadball Rebounds: 3  
 3FG %: 2-6 33.3% 2-6 33.3% 0-1 0.0% 1-2 50.0% 5-15 33.3%  
 FT %: 4-4 100.0% 4-4 100.0% 5-8 62.5% 8-11 72.7%

**Vanderbilt 57 • 10-5, 0-2**

#	Player	Total			3-Ptr			Rebounds			PF	TP	A	TO	Blk	Stl	Min
		FG	FGA	FT	FTA	Off	Def	Tot									
22	Webb, Marqu'es	f	2-3	0-0	1-3	3	8	11	4	5	2	6	0	1	32		
03	Bell, Rachel	g	3-8	1-1	2-2	0	1	1	3	9	1	3	0	0	18		
10	Walker, Cierra	g	2-9	2-4	4-4	0	4	4	2	10	0	1	0	1	35		
33	Reed, Christa	g	0-3	0-1	1-2	1	1	2	2	1	0	0	0	0	18		
35	Clemons-Green, Kalei	g	1-3	1-1	0-0	0	0	0	1	3	0	3	0	0	9		
00	Dahlbeck, Kayla	g	3-6	0-0	2-3	1	8	9	5	8	2	1	0	0	21		
01	Overhman, Rebekah	g	2-5	0-2	0-0	1	1	2	2	4	1	3	0	1	24		
21	Whalen, Erin	g	0-6	0-2	0-0	0	0	0	1	0	1	0	0	1	9		
23	Spears, Minta	g	0-0	0-0	0-0	0	0	0	0	0	0	2	0	0	1		
30	Carter, Lealea	g	6-12	1-2	4-8	4	2	6	4	17	1	1	0	0	33		
	Team					4	2	6									
	<b>Totals</b>		<b>19-55</b>	<b>5-13</b>	<b>14-22</b>	<b>14</b>	<b>27</b>	<b>41</b>	<b>24</b>	<b>57</b>	<b>8</b>	<b>21</b>	<b>0</b>	<b>4</b>	<b>200</b>		

1st - FG %: 3-14 21.4% 2nd: 6-12 50.0% 3rd: 5-13 38.5% 4th: 5-16 31.3% Game: 19-55 34.5% Deadball Rebounds: 4  
 3FG %: 1-2 50.0% 1-1 100.0% 2-5 40.0% 1-5 20.0% 14-22 63.6%  
 FT %: 0-0 0.0% 6-10 60.0%

Officials: Scott Yarbrough, Jesse Dickerson, Carla Fountain  
 Technical fouls: Tennessee-None. Vanderbilt-None.  
 Attendance: 3509

Score by periods	1st	2nd	3rd	4th	Total
Tennessee	20	16	17	17	70
Vanderbilt	7	19	18	13	57

Last FG - UT 4th-02:56, VANDY 4th-01:57.  
 Largest lead - UT by 18 3rd-07:39, VANDY by 3 1st-08:37.  
 UT led for 37:03. VANDY led for 02:41. Game was tied for 00:16.

Points In Off 2nd Fast  
 UT Paint T/O Chance Break Bench  
 26 20 9 10 6  
 VANDY 26 8 14 0 29

**Official Basketball Box Score -- Game Totals -- Final Statistics**  
**Mississippi St. vs Tennessee**  
**01/08/17 2:03 p.m. at Knoxville, Tenn. (Thompson-Boling Arena)**

**Mississippi St. 74 • 17-0 (3-0 SEC)**

#	Player	Total			3-Ptr			Rebounds			PF	TP	A	TO	Blk	Stl	Min
		FG	FGA	FT	FTA	Off	Def	Tot									
03	Richardson, Breanna	f	2-4	0-0	2-2	2	5	7	4	6	0	2	1	1	29		
45	Okorie, Chinwe	c	0-2	0-0	0-0	1	3	4	4	0	0	0	1	0	8		
00	Dillingham, Dominique	g	1-5	0-2	0-0	0	3	4	5	2	1	1	0	0	29		
02	William, Morgan	g	6-12	2-3	7-8	0	0	0	4	21	4	0	0	1	33		
35	Vivians, Victoria	g	7-25	1-7	5-8	1	3	4	2	20	1	1	0	5	35		
01	Schaefer, Blair	g	3-7	3-6	0-0	1	1	2	0	9	0	0	0	0	11		
10	Holmes, Jazzmund	g	0-1	0-0	0-0	0	0	0	0	1	0	0	0	0	7		
11	Johnson, Roshunda	g	0-3	0-2	0-0	1	0	1	0	0	1	0	0	2	5		
13	Chapel, Ketara	g	0-1	0-0	2-3	2	2	4	0	2	1	2	0	0	11		
15	McCowan, Teaira	g	7-9	0-0	0-0	3	6	9	4	14	0	1	2	1	30		
25	Campbell, Zion	g	0-1	0-0	0-0	1	1	2	0	0	1	0	0	0	2		
	Team					1	1	2									
	<b>Totals</b>		<b>26-70</b>	<b>6-20</b>	<b>16-21</b>	<b>14</b>	<b>25</b>	<b>39</b>	<b>23</b>	<b>74</b>	<b>10</b>	<b>7</b>	<b>4</b>	<b>10</b>	<b>200</b>		

1st - FG %: 7-17 41.2% 2nd: 9-22 40.9% 3rd: 5-17 29.4% 4th: 5-14 35.7% Game: 26-70 37.1% Deadball Rebounds: 3  
 3FG %: 2-6 33.3% 2-9 22.2% 1-3 33.3% 1-2 50.0% 6-20 30.0%  
 FT %: 3-4 75.0% 2-3 66.7% 2-2 100.0% 9-12 75.0%

**Tennessee 64 • 10-5 (2-1 SEC)**

#	Player	Total			3-Ptr			Rebounds			PF	TP	A	TO	Blk	Stl	Min
		FG	FGA	FT	FTA	Off	Def	Tot									
31	Nared, Jaime	f	2-10	0-2	8-8	3	4	7	5	12	1	3	2	1	30		
21	Russell, Mercedes	c	6-14	0-0	5-8	5	9	14	3	17	0	1	2	0	40		
0	Reynolds, Jordan	g	3-9	0-0	0-0	1	4	5	4	6	2	3	0	0	30		
10	Jackson, Meme	g	0-2	0-1	0-0	2	4	6	4	0	1	4	1	0	38		
11	DeShields, Diamond	g	6-16	0-1	13-15	2	7	9	3	25	2	4	2	1	40		
04	Nunn, Schaquilla	g	0-0	0-0	4-4	1	0	1	0	4	0	2	1	0	9		
33	Middleton, Alexa	g	0-4	0-2	0-0	0	2	2	1	0	0	0	0	0	13		

2016-17 BOX SCORES

Official Basketball Box Score -- Game Totals -- Final Statistics  
Notre Dame vs Tennessee  
01/16/17 7:02 p.m. at Knoxville, Tenn. (Thompson-Boling Arena)

Notre Dame 69 • 16-3

#	Player	Total			3-Ptr			Rebounds			PF	TP	A	TO	Blk	Stl	Min
		FG	FGA	FT	FTA	FG	FGA	FT	FTA	Off							
11	Turner, Brianna	f	5	12	0-0	0-0	4	3	7	4	10	0	2	3	1	29	
33	Westbeld, Kathryn	f	2	6	0-0	0-0	0	2	4	4	3	0	0	1	31		
03	Mabrey, Marina	g	7	13	3-5	0-0	0	4	4	1	17	1	0	1	30		
15	Allen, Lindsay	g	3	7	0-1	3-4	1	5	6	1	9	10	3	0	40		
24	Ogunbowale, Arike	g	6	14	1-1	1-1	0	2	2	1	14	0	3	0	29		
05	Young, Jackie	g	4	4	0-0	2-4	3	2	5	2	10	0	2	0	23		
14	Johnson, Mychal	g	0	0	0-0	0-0	0	0	0	1	0	0	0	0	2		
21	Nelson, Kristina	g	1	2	0-0	0-0	0	2	2	3	2	1	2	0	13		
22	Boley, Erin	g	1	2	1-1	0-0	0	0	0	3	0	0	0	0	3		
	Team																
	Totals		29	60	5-8	6-9	9	23	32	17	69	15	12	4	5	200	

1st - FG %:	11-19	57.9%	2nd:	8-14	57.1%	3rd:	7-13	53.8%	4th:	3-14	21.4%	Game:	29-60	48.3%	Deadball	
3FG %:	3-3	100.0%	1-1	100.0%	0-1	0.0%	1-3	33.3%	5-8	62.5%	Rebounds					
FT %:	0-1	0.0%	2-3	66.7%	4-5	80.0%	0-0	0.0%	6-9	66.7%	2					

Tennessee 71 • 11-6

#	Player	Total			3-Ptr			Rebounds			PF	TP	A	TO	Blk	Stl	Min
		FG	FGA	FT	FTA	FG	FGA	FT	FTA	Off							
31	Nared, Jaime	f	4	12	0-2	4-4	3	2	5	4	12	2	2	0	1	38	
21	Russell, Mercedes	c	4	8	0-0	5-6	0	4	4	1	13	1	0	2	1	37	
0	Reynolds, Jordan	g	6	10	0-1	0-2	0	0	7	3	12	4	1	0	1	40	
10	Jackson, Meme	g	2	5	2-3	0-2	0	0	0	3	6	3	1	0	1	19	
11	DeShields, Diamond	g	7	17	1-5	5-6	2	4	6	2	20	4	1	3	0	36	
04	Nunn, Schaquilla	g	4	5	0-0	0-2	3	1	4	1	8	0	1	0	1	12	
13	Dunbar, Kortney	g	0	0	0-0	0-0	0	1	1	0	0	0	0	0	0	7	
33	Middleton, Alexa	g	0	3	0-1	0-0	0	1	1	1	0	1	3	0	0	11	
	Team																
	Totals		27	60	3-12	14-22	14	23	37	15	71	15	9	5	5	200	

1st - FG %:	8-17	47.1%	2nd:	6-13	46.2%	3rd:	7-13	53.8%	4th:	6-17	35.3%	Game:	27-60	45.0%	Deadball	
3FG %:	1-6	16.7%	0-1	0.0%	1-2	50.0%	1-3	33.3%	3-12	25.0%	Rebounds					
FT %:	1-2	50.0%	1-4	25.0%	6-10	60.0%	6-6	100.0%	14-22	63.6%	4					

Officials: Tina Napier, Mark Zentz, Felicia Grinter  
Technical fouls: Notre Dame-None, Tennessee-None.  
Attendance: 10517

Score by periods	1st	2nd	3rd	4th	Total
Notre Dame	25	19	18	7	69
Tennessee	18	13	21	19	71

Last FG - ND 4th-01:03, UT 4th-00:11.  
Largest lead - ND by 15 2nd-02:16, UT by 9 1st-07:03.  
ND led for 31:39. UT led for 05:53. Game was tied for 02:20.

Score tied - 4 times.  
Lead changed - 2 times.

Official Basketball Box Score -- Game Totals -- Final Statistics  
Tennessee vs Auburn  
01/19/17 6:00 p.m. at Auburn Arena -- Auburn, Ala.

Tennessee 61 • 11-7, 2-3 SEC

#	Player	Total			3-Ptr			Rebounds			PF	TP	A	TO	Blk	Stl	Min
		FG	FGA	FT	FTA	FG	FGA	FT	FTA	Off							
10	Jackson, Meme	f	0	1	0-1	0-0	0	0	0	5	0	1	1	0	0	23	
31	Nared, Jaime	f	4	9	1-4	3-4	1	1	2	1	12	3	1	0	2	39	
21	Russell, Mercedes	c	11	14	0-0	4-5	5	6	11	4	26	0	2	2	1	38	
00	Reynolds, Jordan	g	1	5	0-1	0-0	0	2	2	1	2	2	5	0	1	26	
11	DeShields, Diamond	g	6	11	3-6	2-2	1	8	9	4	17	8	9	0	4	40	
04	Nunn, Schaquilla	g	1	1	0-0	2-2	2	1	3	0	4	0	1	1	0	11	
13	Dunbar, Kortney	g	0	2	0-2	0-0	0	0	0	1	0	0	0	0	0	5	
33	Middleton, Alexa	g	0	7	0-4	0-0	0	2	2	0	2	0	1	3	0	18	
	Team																
	Totals		23	50	4-18	11-13	11	20	31	16	61	15	22	3	9	200	

1st - FG %:	9-13	69.2%	2nd:	3-9	33.3%	3rd:	3-11	27.3%	4th:	8-17	47.1%	Game:	23-50	46.0%	Deadball	
3FG %:	3-6	50.0%	0-3	0.0%	0-3	0.0%	1-6	16.7%	1-6	16.7%	4-18	22.2%	Rebounds			
FT %:	4-5	80.0%	5-6	83.3%	0-0	0.0%	2-2	100.0%	11-13	84.6%	0					

Auburn 79 • 14-5, 4-1 SEC

#	Player	Total			3-Ptr			Rebounds			PF	TP	A	TO	Blk	Stl	Min
		FG	FGA	FT	FTA	FG	FGA	FT	FTA	Off							
15	Jones, Jazmine	f	2	3	0-0	1-2	0	2	2	3	5	1	2	0	0	26	
23	Jones, Jessica	f	2	2	0-0	1-2	3	2	5	5	5	0	2	0	4	20	
10	Montgomery, Brandy	g	4	9	0-3	0-0	2	2	4	0	8	0	3	0	1	27	
13	Frerking, Katie	g	8	14	1-3	5-6	1	6	7	1	22	3	1	0	2	37	
33	McKay, Janiah	g	11	21	3-3	4-7	1	0	1	1	29	1	2	0	1	30	
00	Alexander, Daisa	g	1	4	0-2	0-0	1	0	1	0	2	0	0	0	0	9	
03	Sanders, Erica	g	2	3	0-0	0-0	3	0	3	1	4	5	0	0	4	25	
05	Jones, Emari	g	0	1	0-0	0-0	1	0	1	2	0	0	1	0	0	3	
14	Lewis, Tiffany	g	2	4	0-1	0-0	0	1	1	0	4	0	0	0	1	14	
40	Dieng, Khady	g	0	2	0-0	0-0	0	1	1	2	0	3	2	0	1	9	
	Team																
	Totals		32	63	4-12	11-17	14	16	30	15	79	13	6	3	0	14	

1st - FG %:	5-13	38.5%	2nd:	11-18	61.1%	3rd:	10-20	50.0%	4th:	6-12	50.0%	Game:	32-63	50.8%	Deadball	
3FG %:	0-2	0.0%	3-6	50.0%	1-4	25.0%	0-0	0.0%	0-0	0.0%	4-12	33.3%	Rebounds			
FT %:	0-0	0.0%	3-5	60.0%	0-0	0.0%	8-12	66.7%	11-17	64.7%	3,2					

Officials: Billy Smith, Luis Gonzalez, Greg Small  
Technical fouls: Tennessee-None, Auburn-None.  
Attendance: 2290

Score by periods	1st	2nd	3rd	4th	Total
Tennessee	25	11	6	19	61
Auburn	10	28	21	20	79

Last FG - UT 4th-00:10, AU 4th-00:01.  
Largest lead - UT by 17 1st-00:24, AU by 23 4th-07:02.  
UT led for 17:38. AU led for 22:11. Game was tied for 00:11.

Score tied - 2 times.  
Lead changed - 7 times.

Official Basketball Box Score -- Game Totals -- Final Statistics  
Vanderbilt vs Tennessee  
01/22/17 5:02 p.m. at Knoxville, Tenn. (Thompson-Boling Arena)

Vanderbilt 63 • 10-10, 0-7 SEC

#	Player	Total			3-Ptr			Rebounds			PF	TP	A	TO	Blk	Stl	Min
		FG	FGA	FT	FTA	FG	FGA	FT	FTA	Off							
0	Overbeck, Kayla	f	6	12	0-0	0-0	2	6	8	3	12	1	1	0	1	36	
22	Webb, Marqu'ees	f	6	12	0-0	1-1	4	3	7	4	13	1	1	0	1	35	
23	Spears, Minta	f	0	3	0-0	1-2	0	3	3	2	1	7	1	0	1	27	
03	Bell, Rachel	g	3	11	2-6	0-0	0	2	2	2	8	0	2	0	0	18	
33	Reed, Christa	g	2	3	1-1	0-0	0	0	0	5	1	0	0	0	1	13	
01	Dahlman, Rebekah	g	0	5	0-1	2-2	1	1	2	0	2	1	2	0	1	19	
21	Whalen, Erin	g	6	11	1-4	0-0	1	3	4	4	13	3	2	0	1	26	
30	Carter, Lealea	g	1	1	0-0	0-0	0	0	0	4	2	0	1	0	0	7	
35	Clemons-Green, Kalei	g	1	4	1-2	4-6	0	2	2	2	7	1	5	0	0	15	
41	Seawright, Miaya	g	0	0	0-0	0-0	0	0	0	1	0	2	0	0	0	4	
	Team																
	Totals		25	62	5-14	8-11	10	22	32	22	63	15	17	0	6	200	

1st - FG %:	5-14	35.7%	2nd:	5-17	29.4%	3rd:	10-17	58.8%	4th:	5-14	35.7%	Game:	25-62	40.3%	Deadball	
3FG %:	1-2	50.0%	1-5	20.0%	2-3	66.7%	1-4	25.0%	5-14	35.						



2016-17 BOX SCORES

Official Basketball Box Score -- Game Totals -- Final Statistics  
Tennessee vs #4/4 South Carolina  
01/30/17 6 p.m. at Columbia, S.C./Colonial Life Arena

Tennessee 76 • 14-7 (5-3 SEC)

#	Player	Total			3-Ptr			Rebounds			PF	TP	A	TO	Blk	Stl	Min
		FG-FGA	FG-FGA	FT-FTA	FG-FGA	FG-FGA	FT-FTA	Off	Def	Tot							
31	Nared, Jaime	f	7-15	1-3	12-15	2	3	5	2	27	3	1	0	3	40		
21	Russell, Mercedes	c	8-10	0-0	0-1	5	5	10	3	16	1	3	0	1	37		
00	Reynolds, Jordan	g	1-7	0-0	0-0	0	2	2	2	4	2	0	0	0	31		
10	Jackson, Meme	g	1-3	0-1	0-0	0	1	1	3	2	0	1	0	0	20		
11	DeShields, Diamond	g	9-21	0-2	3-5	1	7	8	3	21	5	1	2	2	40		
04	Nunn, Schaquilla	g	0-0	0-0	0-0	0	0	0	0	0	0	0	0	0	3		
33	Middleton, Alexa	g	3-3	2-2	0-0	0	1	1	2	8	1	1	0	1	29		
Team						0	1	1									
Totals			29-59	3-8	15-21	8	20	28	15	76	14	9	2	7	200		

1st - FG %: 8-15 53.3% 2nd: 9-16 56.3% 3rd: 3-15 20.0% 4th: 9-13 69.2% Game: 29-59 49.2% Deadball Rebounds: 4,4  
 3FG %: 1-4 25.0% 1-2 50.0% 1-1 100.0% 3-8 37.5%  
 FT %: 3-4 75.0% 0-1 0.0% 7-8 87.5% 5-6 83.3% 15-21 71.4%

#4/4 South Carolina 74 • 18-2 (8-1 SEC)

#	Player	Total			3-Ptr			Rebounds			PF	TP	A	TO	Blk	Stl	Min
		FG-FGA	FG-FGA	FT-FTA	FG-FGA	FG-FGA	FT-FTA	Off	Def	Tot							
22	WILSON, A'ja	f	7-10	0-0	0-0	1	3	4	4	14	1	2	2	0	22		
41	COATES, Alaina	c	3-7	0-0	1-2	3	6	9	3	7	2	0	0	1	24		
03	DAVIS, Kaela	g	6-14	2-3	1-1	0	2	2	3	15	0	2	0	0	28		
10	GRAY, Allisha	g	6-12	0-2	2-3	2	6	8	4	14	1	2	0	1	38		
52	HARRIS, Tyasha	g	2-6	1-5	1-2	0	1	1	4	6	3	0	0	0	38		
01	CUEVAS-MOORE, Bianc	g	4-10	2-3	8-9	1	2	3	0	18	0	2	0	1	27		
04	CLINEY, Doniyah	g	0-2	0-1	0-0	1	0	1	2	0	0	2	0	2	16		
12	BRADSHAW, Araion	g	0-0	0-0	0-0	0	0	0	0	0	0	0	0	0	2		
21	HERBERT HARRIGAN,	g	0-0	0-0	0-0	0	1	1	1	0	0	0	0	0	5		
Team						4	3	7									
Totals			28-61	5-14	13-17	12	24	36	21	74	10	13	2	5	200		

1st - FG %: 11-21 52.4% 2nd: 3-12 25.0% 3rd: 6-13 46.2% 4th: 8-15 53.3% Game: 28-61 45.9% Deadball Rebounds: 1  
 3FG %: 1-3 33.3% 1-4 25.0% 1-3 33.3% 2-4 50.0% 3-3 100.0% 13-17 76.5%  
 FT %: 3-4 75.0% 4-6 66.7%

Officials: Susan Blanch, Michael Price, Brian Garland  
 Technical fouls: Tennessee-None. #4/4 South Carolina-WILSON, A'ja.  
 Attendance: 13690

Score by periods	1st	2nd	3rd	4th	Total
Tennessee	20	19	13	24	76
#4/4 South Carolina	26	10	17	21	74

Last FG - UT 4th-00:46, SC 4th-00:15.  
 Largest lead - UT by 11 4th-05:51, SC by 9 1st-01:42.  
 UT led for 14:20. SC led for 20:45. Game was tied for 04:54.

Official Basketball Box Score -- Game Totals -- Final Statistics  
LSU vs Tennessee  
02/02/17 7:04 p.m. at Knoxville, Tenn. (Thompson-Boling Arena)

LSU 58 • 15-7, 4-5 SEC

#	Player	Total			3-Ptr			Rebounds			PF	TP	A	TO	Blk	Stl	Min
		FG-FGA	FG-FGA	FT-FTA	FG-FGA	FG-FGA	FT-FTA	Off	Def	Tot							
20	Hyder, Alexis	f	1-8	0-0	1-1	2	0	2	3	3	1	0	0	1	21		
0	Jackson, Chloe	g	1-7	0-0	0-0	0	4	4	1	2	2	1	0	1	28		
10	Rhodes, Jasmine	g	4-8	0-2	0-0	1	3	4	3	8	4	0	0	2	33		
11	Moncrief, Raigyne	g	8-23	0-1	4-4	2	5	7	2	20	2	1	0	3	38		
13	Hill, Rina	g	4-9	0-1	1-1	0	1	1	3	9	2	0	0	0	31		
02	Norton, Shanice	g	0-1	0-0	2-2	0	1	1	3	2	0	0	0	0	15		
05	Mitchell, Ayana	g	5-6	0-0	4-6	4	0	4	4	14	0	0	1	0	18		
30	Richard-Harris, J.	g	0-1	0-0	0-0	0	0	0	0	0	0	0	0	0	6		
44	Neubert, Tatum	g	0-3	0-0	0-0	0	1	1	1	0	0	1	0	0	10		
Team						3	1	4									
Totals			23-66	0-4	12-14	12	16	28	20	58	11	3	1	7	200		

1st - FG %: 7-17 41.2% 2nd: 5-14 35.7% 3rd: 6-17 35.3% 4th: 5-18 27.8% Game: 23-66 34.8% Deadball Rebounds: 3  
 3FG %: 0-1 0.0% 0-1 0.0% 0-0 0.0% 0-2 0.0% 0-4 0.0%  
 FT %: 1-1 100.0% 2-2 100.0% 8-8 100.0% 1-3 33.3% 12-14 85.7%

Tennessee 77 • 15-7, 6-3 SEC

#	Player	Total			3-Ptr			Rebounds			PF	TP	A	TO	Blk	Stl	Min
		FG-FGA	FG-FGA	FT-FTA	FG-FGA	FG-FGA	FT-FTA	Off	Def	Tot							
31	Nared, Jaime	f	9-10	1-2	7-8	5	5	10	1	26	0	1	0	0	40		
21	Russell, Mercedes	c	6-9	0-0	6-8	1	7	8	3	18	0	3	2	0	34		
0	Reynolds, Jordan	g	1-5	0-0	0-0	0	0	0	1	2	5	1	0	0	38		
10	Jackson, Meme	g	1-4	1-2	0-0	0	0	0	1	3	4	0	0	0	23		
11	DeShields, Diamond	g	5-14	2-4	3-4	2	9	11	1	15	8	3	0	0	36		
04	Nunn, Schaquilla	g	5-6	0-0	3-4	4	5	9	2	13	0	1	1	0	13		
13	Dunbar, Kortney	g	0-1	0-1	0-0	0	1	1	1	0	0	1	0	0	4		
33	Middleton, Alexa	g	0-2	0-2	0-0	0	0	0	1	0	1	1	0	0	12		
Team						0	3	3									
Totals			27-51	4-11	19-24	12	30	42	11	77	18	11	3	0	200		

1st - FG %: 6-12 50.0% 2nd: 6-12 50.0% 3rd: 6-11 54.5% 4th: 9-16 56.3% Game: 27-51 52.9% Deadball Rebounds: 1  
 3FG %: 1-2 50.0% 0-2 0.0% 2-4 50.0% 1-3 33.3% 4-11 36.4%  
 FT %: 4-5 80.0% 5-6 83.3% 8-10 80.0% 2-3 66.7% 19-24 79.2%

Officials: Dee Kantner, Bob Trammell, Cameron Inouye  
 Technical fouls: LSU-None. Tennessee-None.  
 Attendance: 10209

Score by periods	1st	2nd	3rd	4th	Total
LSU	15	12	20	11	58
Tennessee	17	17	22	21	77

Last FG - LSU 4th-04:05, UT 4th-00:44.  
 Largest lead - LSU by 4 1st-04:18, UT by 19 4th-00:44.  
 LSU led for 03:08. UT led for 32:41. Game was tied for 04:11.

Official Basketball Box Score -- Game Totals -- Final Statistics  
Tennessee vs Georgia  
02/05/17 4:00 p.m. at Athens, Ga. (Stegeman Coliseum)

Tennessee 78 • 15-8, 6-4

#	Player	Total			3-Ptr			Rebounds			PF	TP	A	TO	Blk	Stl	Min
		FG-FGA	FG-FGA	FT-FTA	FG-FGA	FG-FGA	FT-FTA	Off	Def	Tot							
00	Reynolds, Jordan	g	2-7	0-3	1-1	1	2	3	0	5	7	3	0	0	50		
10	Jackson, Meme	g	0-6	0-3	1-2	2	1	3	4	1	2	0	0	0	42		
11	DeShields, Diamond	g	14-28	1-3	5-5	0	6	6	2	34	3	10	0	4	47		
21	Russell, Mercedes	g	11-17	0-0	2-2	2	15	17	4	24	1	3	3	2	49		
31	Nared, Jaime	g	1-6	0-1	3-4	1	1	2	5	5	1	1	0	0	29		
04	Nunn, Schaquilla	g	0-3	0-0	2-2	2	0	2	1	2	0	0	0	0	12		
13	Dunbar, Kortney	g	0-0	0-0	0-0	0	1	1	0	0	0	1	0	0	2		
33	Middleton, Alexa	g	2-4	2-4	1-2	0	0	0	0	7	1	3	0	2	19		
Team						5	4	9									
Totals			30-71	3-14	15-18	13	30	43	16	78	14	24	3	8	250		

1st - FG %: 3-13 23.1% 2nd: 5-12 41.7% 3rd: 8-18 44.4% 4th: 6-12 50.0% Game: 30-71 42.3% Deadball Rebounds: 3  
 3FG %: 0-2 0.0% 0-1 0.0% 1-3 33.3% 0-1 0.0% 3-14 21.4%  
 FT %: 2-2 100.0% 6-6 100.0% 3-4 75.0% 3-4 75.0% 15-18 83.3%

Georgia 81 • 12-11, 4-6

#	Player	Total			3-Ptr			Rebounds			PF	TP	A	TO	Blk	Stl	Min
		FG-FGA	FG-FGA	FT-FTA	FG-FGA	FG-FGA	FT-FTA	Off	Def	Tot							
01	Shanea Armbrister	g	5-14	1-4	0-0	2	7	9	2	11	4	3	0	3	48		
03	Stephanie Paul	g	0-1	0-0	0-0	0	1	1	0	1	0	0	0	0	11		
11	Pachis Roberts	g	7-15	3-7	0-0	1	3	4	17	3	2	1	5	48			
12	Haley Clark	g	1-6	0-0	0-0	0	4	4	5	2	6	7	0	1	46		
33	MacKenzie Ingram	g	7-16	0-4	4-8	5	8	13	3	18	3	3	1	3	46		
04	Caliya Robinson	g	13-17	1-2	1-4	3	3	6	4	28	2	4	2	1	31		
23	Halle Washington	g	1-5	0-0	0-0	0	1	1	1	2	1	0	1	0	12		
24	Simone Costa	g	0-0	0-0	3-4	0	0	0	0	3	1	1	0	0	8		
Team						3	1	4									
Totals			34-74	5-17	8-16	14	28	42	20	81	21	20	5	13	250		

1st - FG %: 7-15 46.7% 2nd: 4-16 25.0% 3rd: 7-14 50.0% 4th: 8-17 47.1% Game: 34-74 45.9% Deadball Rebounds: 4  
 3FG %: 2-3 66.7% 0-4 0.0% 0-2 0.0% 1-4 25.0% 5-17 29.4%  
 FT %: 0-0 0.0% 3-4 75.0% 1-5 20.0% 0-0 0.0% 8-16 50.0%

Officials: Roy Gulbeyan, Gina Cross, Kelly Johnson  
 Technical fouls: Tennessee-None. Georgia-None.  
 Attendance: 3885

2016-17 BOX SCORES

Official Basketball Box Score -- Game Totals -- Final Statistics  
Texas A&M vs Tennessee  
02/12/17 2:02 p.m. at Knoxville, Tenn. (Thompson-Boling Arena)

Texas A&M 61 • 19-6, 9-3 SEC

##	Player	Total			3-Ptr			Rebounds			PF	TP	A	TO	Bk	Stl	Min
		FG-FGA	FG-FGA	FT-FTA	FG-FGA	FG-FGA	FT-FTA	Off	Def	Tot							
03	Cooper, Taylor	f	2-3	1-2	2-2	1	3	4	1	7	0	1	0	2	31		
05	Howard, Anriel	f	4-11	0-0	0-0	5	8	13	3	8	0	1	0	1	31		
00	Hillsman, Khaalia	c	5-10	0-0	0-0	5	10	15	2	10	3	2	0	0	40-		
11	Knox, Curtyce	g	3-15	1-1	3-4	0	3	3	2	10	10	0	0	2	40-		
12	Williams, Danni	g	6-19	2-4	4-4	0	2	2	1	18	3	4	0	0	40-		
21	Lumpkin, Jasmine		4-6	0-0	0-0	3	3	6	1	8	1	2	0	0	18		
Team						1	1	2	1								
Totals			24-64	4-7	9-10	15	30	45	11	61	17	10	0	5	200		

1st - FG %: 6-19 31.6% 2nd: 7-16 43.8% 3rd: 5-13 38.5% 4th: 6-16 37.5% Game: 24-64 37.5% Deadball Rebounds 1  
3FG %: 1-3 33.3% 1-2 50.0% 0-0 0.0% 2-2 100.0% 4-7 57.1%  
FT %: 2-2 100.0% 2-2 100.0% 5-6 83.3% 0-0 0.0% 9-10 90.0%

Tennessee 59 • 16-9, 7-5 SEC

##	Player	Total			3-Ptr			Rebounds			PF	TP	A	TO	Bk	Stl	Min
		FG-FGA	FG-FGA	FT-FTA	FG-FGA	FG-FGA	FT-FTA	Off	Def	Tot							
31	Nared, Jaime	f	2-7	0-2	5-6	2	5	7	0	9	2	0	1	1	39		
21	Russell, Mercedes	c	8-17	0-0	1-1	2	9	11	2	17	2	1	0	0	38		
0	Reynolds, Jordan	g	1-5	1-2	2-2	2	3	5	2	5	5	1	1	1	37		
11	DeShields, Diamond	g	4-12	0-2	0-0	1	4	5	2	8	3	2	2	0	32		
33	Middleton, Alexa	g	6-13	2-7	0-0	0	0	0	2	14	4	3	0	2	39		
04	Nunn, Schaquilla		0-1	0-0	0-0	0	1	1	0	0	0	0	0	2			
10	Jackson, Meme		3-8	0-1	0-0	1	0	1	1	6	2	0	0	0	12		
13	Dunbar, Kortney		0-0	0-0	0-0	0	0	0	1	0	0	0	0	0	1		
Team						1	3	4									
Totals			24-63	3-14	8-9	9	25	34	10	59	18	7	4	4	200		

1st - FG %: 9-20 45.0% 2nd: 8-17 47.1% 3rd: 5-13 38.5% 4th: 2-13 15.4% Game: 24-63 38.1% Deadball Rebounds 1  
3FG %: 1-4 25.0% 0-3 0.0% 2-4 50.0% 0-3 0.0% 3-14 21.4%  
FT %: 1-1 100.0% 2-2 100.0% 4-4 100.0% 1-2 50.0% 8-9 88.9%

Officials: Beverly Roberts, Sue Blauch, Kevin Pethel  
Technical fouls: Texas A&M-TEAM, Tennessee-None.  
Attendance: 10032

Score by periods	1st	2nd	3rd	4th	Total
Texas A&M	15	17	15	14	61
Tennessee	20	18	16	5	59

Last FG - TAMU 4th-00:04, UT 4th-08:49.  
Largest lead - TAMU by 2 4th-00:04, UT by 11 2nd-06:40.  
TAMU led for 00:25. UT led for 34:02. Game was tied for 04:37.

Points	In	Off	2nd	Fast	Bench
TAMU	32	9	14	4	8
UT	28	12	8	8	6

Score tied - 5 times.  
Lead changed - 3 times.

Official Basketball Box Score -- Game Totals -- Final Statistics  
Tennessee vs Alabama  
02/16/17 7 p.m. at Tuscaloosa, Ala. (Coleman Coliseum)

Tennessee 57 • 16-10, 7-6 SEC

##	Player	Total			3-Ptr			Rebounds			PF	TP	A	TO	Bk	Stl	Min
		FG-FGA	FG-FGA	FT-FTA	FG-FGA	FG-FGA	FT-FTA	Off	Def	Tot							
00	Reynolds, Jordan	*	2-6	2-2	1-2	1	1	2	5	7	5	1	2	0	38		
11	DeShields, Diamond	*	0-2	0-0	0-2	0	3	3	0	0	1	1	0	0	4		
21	Russell, Mercedes	*	7-12	0-0	3-4	2	7	9	3	17	2	2	0	0	36		
31	Nared, Jaime	*	1-12	0-4	2-2	1	2	3	5	4	0	0	0	1	24		
33	Middleton, Alexa	*	6-13	2-6	0-0	0	5	5	4	14	2	2	1	2	37		
04	Nunn, Schaquilla		6-11	0-0	3-4	6	9	15	0	15	0	1	0	1	30		
10	Jackson, Meme		0-2	0-0	0-0	0	1	1	1	0	1	2	0	0	17		
13	Dunbar, Kortney		0-2	0-2	0-0	0	0	0	0	0	0	0	0	0	14		
Team						0	0	0									
Totals			22-60	4-14	9-14	10	28	38	18	57	11	10	3	4	200		

1st - FG %: 5-13 38.5% 2nd: 5-12 41.7% 3rd: 6-19 31.6% 4th: 6-16 37.5% Game: 22-60 36.7% Deadball Rebounds 2  
3FG %: 0-0 0.0% 2-4 50.0% 1-4 25.0% 1-6 16.7% 4-14 28.6%  
FT %: 1-4 25.0% 3-4 75.0% 4-4 100.0% 1-2 50.0% 9-14 64.3%

Alabama 65 • 16-10, 4-9 SEC

##	Player	Total			3-Ptr			Rebounds			PF	TP	A	TO	Bk	Stl	Min
		FG-FGA	FG-FGA	FT-FTA	FG-FGA	FG-FGA	FT-FTA	Off	Def	Tot							
01	Bolton, Quanetria	*	4-9	1-6	0-0	2	1	3	1	9	1	0	1	0	29		
03	Lewis, Jordan	*	2-13	0-4	4-6	3	4	7	1	8	8	2	1	2	36		
11	Cook, Hannah	*	4-11	2-7	6-8	1	8	9	1	16	2	1	0	1	33		
15	Knight, Meoshonti	*	2-7	0-2	1-2	1	7	8	2	5	0	1	0	0	20		
20	Williams, Ashley	*	2-6	0-0	1-2	6	5	11	3	5	0	1	0	0	30		
05	da Silva, Alana		0-0	0-0	0-0	0	0	0	0	0	0	1	0	1	4		
13	Knight, Coco		9-16	0-1	0-0	4	4	8	2	18	3	1	0	0	25		
23	Wade, Shaquera		1-8	0-1	0-0	3	1	4	1	2	0	1	0	0	13		
25	Knight, Ashley		1-1	0-0	0-0	0	0	0	2	2	0	0	0	0	10		
Team						2	1	3									
Totals			25-71	3-21	12-18	22	31	53	13	65	14	10	2	4	200		

1st - FG %: 7-23 30.4% 2nd: 6-16 37.5% 3rd: 6-18 33.3% 4th: 6-14 42.9% Game: 25-71 35.2% Deadball Rebounds 2  
3FG %: 0-4 0.0% 1-7 14.3% 1-7 14.3% 1-3 33.3% 3-21 14.3%  
FT %: 1-2 50.0% 2-2 100.0% 1-2 50.0% 8-12 66.7% 12-18 66.7%

Officials: Michael McConnell, Metta Roberts, Brian Garland  
Technical fouls: Tennessee-None, Alabama-None.  
Attendance: 2221

Score by periods	1st	2nd	3rd	4th	Total
Tennessee	11	15	17	14	57
Alabama	15	15	14	21	65

Points	In	Off	2nd	Fast	Bench
UT	32	8	10	4	15
UA	30	8	14	8	22

Last FG - UT 4th-00:24, UA 4th-00:07.  
Largest lead - UT by 2 2nd-07:34, UA by 9 4th-04:13.  
UT led for 04:01. UA led for 32:53. Game was tied for 03:05.

Score tied - 2 times.  
Lead changed - 8 times.

# BROADCAST MEDIA SHEET

(Last game's starters noted with orange numbers)



0

## JORDAN REYNOLDS

GP/GS	PPG	RPG	APG	SPG	FG%	FT%	
16-17	25/25	6.8	5.4	4.5	1.2	.362	.735
Career	129/79	5.6	3.6	2.7	1.2	.364	.765

Career Highs Pts: 17 Reb: 14 Asst: 13 Stl: 7 Min: 50

### Sr. • G • 5-11 • Portland, Ore./Central Catholic H.S.

- Has 113 assists and only 41 turnovers through 25 games. Her 2.8 assist-to-turnover ratio is the second best of any season in her career and ranks second in the SEC and 15th in the country.
- Chipped in 12 points, eight assists and four rebounds in Tennessee's win over Missouri.
- Posted an all-around performance in win over #6 Notre Dame with 12 points, seven rebounds and four assists.
- Recorded the third triple-double in program history with her career-high 14 rebounds to go along with 11 points and 10 assists against UNCW.
- Provided a spark vs. #10 Stanford with a season-high 14 points to go with three assists and two steals.



2

## TE'A COOPER


GP/GS	PPG	RPG	APG	SPG	FG%	FT%	
16-17	--/--	--	--	--	--	--	
Career	36/15	8.6	1.9	2.1	1.2	.369	.722

Career Highs Pts: 23 Reb: 7 Asst: 6 Stl: 4 Min: 38

Name Pronounced: TAY-uh

### So. • G • 5-9 • Powder Springs, Ga./McEachern H.S.

- Sitting out this season to rehab a left knee injury suffered during summer 2016.
- Finished her freshman year fourth on the team in scoring at 8.6 points per game while also notching 2.1 assists and 1.2 steals per game.
- Scored in double digits 15 times and had more than 20 points vs. Central Arkansas, ETSU and Georgia.
- Led UT in scoring against Vanderbilt (1/21), Kentucky (1/25), Alabama (1/31) and Green Bay (3/18).
- Led the team in assists and steals on 10 occasions each during the 2015-16 season.



4

## SCHAQUILLA NUNN

GP/GS	PPG	RPG	SPG	BPG	FG%	FT%	
16-17	26/4	4.8	4.4	0.3	0.4	.538	.683
Career	114/90	9.7	9.0	0.7	2.5	.510	.644

Career Highs Pts: 39 Reb: 20 Blk: 10 Stl: 5 Min: 40

Name Pronounced: sha-KWEE-la

### R-Sr. • F • 6-3 • Fayetteville, Ga./Fayette Co. H.S./Winthrop

- In games when she plays more than 15 minutes, Nunn is averaging 10.0 points, 9.8 rebounds, 0.8 steals, 0.7 blocks, 0.7 assists and 60.0 percent shooting.
- Posted her first double-double as a Lady Vol against Alabama, totaling 15 points and 15 rebounds in 30 minutes of action.
- Eclipsed the 1,000 rebound milestone against LSU, grabbing nine boards to go along with 13 points in the contest. Scored her 1,000th point earlier in the season against TSU.
- Holds Winthrop career records for most rebounds (910) & blocked shots (279) while starting 86 of 88 games played.



5

## KAMERA HARRIS

GP/GS	PPG	RPG	SPG	BPG	FG%	FT%	
16-17	7/0	1.1	1.3	0.0	0.1	.429	.500
Career	7/0	1.1	1.3	0.0	0.1	.429	.500

Career Highs Pts: 4 Reb: 3 Blk: 1 Stl: -- Min: 19

Name Pronounced: CAM-er-ruh

### Fr. • C • 6-3 • Hampton, Ga./Dutchtown H.S.

- Made her SEC debut against Vanderbilt, grabbing two boards in three minutes of action.
- Notched three points and a rebound while going 1-1 from the field against Appalachian State.
- Scored four points and grabbed three rebounds in 19 minutes of action against Tennessee State.
- Converted her first career field goal on a feed from Alexa Middleton with 5:10 left in the game vs. TSU.
- Set a national single-game prep record for blocked shots in 2014 with 28 vs. Veterans High School in the first round of the state tournament, eclipsing the previous record of 25 held by Brittney Griner.



10

## MEME JACKSON


GP/GS	PPG	RPG	APG	SPG	FG%	FT%	
16-17	26/18	5.2	1.9	1.7	0.5	.364	.474
Career	47/18	3.4	1.3	1.1	0.4	.343	.480

Career Highs Pts: 20 Reb: 7 Asst: 5 Stl: 2 Min: 38

Name Pronounced: ME-ME

### So. • G/F • 5-11 • Murfreesboro, Tenn./Blackman H.S.

- Has vastly improved her 3-point shooting this season, connecting on 36.5 percent of her shots from deep.
- Has stepped up her play in her second season, scoring at least five points in 15 games after not scoring more than four points in any game during her freshman year.
- Posted five points, three assists, a career-high three steals and two rebounds in win over Vanderbilt.
- Capped off a 15-point comeback by the Lady Vols with a clutch 3-pointer with 1:22 remaining in the game against #6 Notre Dame, giving Tennessee its first lead since three minutes left in the first quarter.



11

## DIAMOND DESHIELDS

GP/GS	PPG	RPG	APG	SPG	FG%	FT%	
16-17	24/24	17.3	6.5	3.5	1.4	.427	.788
Career	96/76	16.4	5.6	2.7	1.6	.414	.776

Career Highs Pts: 38 Reb: 12 Asst: 8 Stl: 7 Min: 47

### R-Jr. • G • 6-1 • Norcross, Ga./Norcross H.S./North Carolina

- Stepped up in conference play so far, averaging 18.6 points, 6.7 rebounds, 3.7 assists and 1.7 steals per game. Her 18.6 points per game in league play ranks second in the SEC.
- Went down with an injury in first quarter of UT's game at Alabama and missed the remainder of the contest.
- Was lights out in UT's win over Missouri, shooting 75 percent for 22 points to go with 6 boards, 3 assists and 2 steals.
- Scored a season-high 34 points on 14 made field goals, a career high, against Georgia to go along with six rebounds, four steals and three assists.
- Helped lead Tennessee past #4 South Carolina on the road, totaling 21 points, eight rebounds and five assists.



13

## KORTNEY DUNBAR

GP/GS	PPG	RPG	SPG	BPG	FG%	FT%	
16-17	20/0	2.3	2.2	0.2	0.2	.298	.500
Career	67/4	3.0	1.6	0.3	0.2	.376	.375

Career Highs Pts: 24 Reb: 13 Blk: 2 Stl: 2 Min: 34

### Jr. • F • 6-2 • Edwardsville, Ill./Edwardsville H.S.

- Dropped six points on a pair of 3-pointers and grabbed four rebounds in 10 minutes of play vs. Vanderbilt.
- Scored six points on two three pointers and added five rebounds and two assists vs. Appalachian State.
- Scored a season-high 13 points and grabbed nine rebounds as she hit three three-pointers vs. TSU.
- Team leader in three-pointers in six games and hit more than three in two contests last season.
- Earned her first career start against Central Arkansas, notching 24 points, 13 rebounds, two steals, 10 field goals and four three-pointers in 34 minutes, all of which were career highs.



15

## CHERIDENE GREEN

GP/GS	PPG	RPG	APG	SPG	FG%	FT%
16-17	--/--	--	--	--	--	--
Career	--/--	--	--	--	--	--

Career Highs Pts: -- Reb: -- Asst: -- Stl: -- Min: --

Name Pronounced: SHARE-ih-dean

### Jr. • F • 6-3 • London, England/Harris Academy Beckenham/ASA College

- Sitting out this season to rehab a right knee injury suffered last season at ASA College.
- Two-time National Junior College Athletic Association All-American at ASA College in Brooklyn, N.Y.
- Averaged 20.5 points, 16.5 rebounds, 3.9 blocks and 2.5 steals per contest as a sophomore.
- Ranked first in the NJCAA in rebounds, third in blocks and eighth in scoring.
- Career bests at ASA include 38 points and 26 rebounds.
- She is the Lady Vols' first-ever international player.



21


## MERCEDES RUSSELL

GP/GS	PPG	RPG	APG	BPG	FG%	FT%	
16-17	26/26	16.7	9.4	1.2	1.5	.570	.694
Career	97/62	10.4	7.4	0.8	1.5	.567	.604

Career Highs Pts: 26 Reb: 17 Blk: 6 Asst: 3 Min: 49

### R-Jr. • C • 6-6 • Springfield, Ore./Springfield H.S.

- Has improved her numbers across the board from last season: points (9.9 to 16.7), rebounds (8.3 to 9.4), assists (0.8 to 1.2) and free throw percentage (.554 to .694).
- Recorded 14 double-doubles this season (tied for 2nd in the SEC) and 25 in her career (tied for 3rd amongst active SEC players).
- In UT's game against Alabama, Russell scored her 1,000th career point. She finished with 17 in the game to go along with nine boards.
- Posted her 14th double-double of the season against Texas A&M with 17 points and 11 rebounds, tying Candace Parker for the third most by a junior in Lady Vol history.



31

## JAIME NARED


GP/GS	PPG	RPG	APG	SPG	FG%	FT%	
16-17	26/26	15.1	6.6	1.7	1.1	.423	.884
Career	89/55	9.0	4.8	1.4	0.8	.387	.828

Career Highs Pts: 27 Reb: 14 Asst: 6 Stl: 4 Min: 40

Name Pronounced: JAY-mee NARD

### Jr. • G/F • 6-2 • Portland, Ore./Westview H.S.

- Shooting 88.4 percent from the free throw line this season, which is first in the SEC and 15th in the country.
- Came out on fire against LSU, converting on 9 of her 10 shots from field for 26 points to go along with 10 rebounds.
- Drew a foul with five seconds remaining in game at #4 South Carolina and converted both free throws to give Tennessee the victory. She finished with career highs in points (27) and free throws made (12).
- Hit the game-winning shot against #6 Notre Dame with 11 seconds remaining in the game to give Tennessee its second top-10 win this season. Finished with 12 points, five rebounds, two assists and a steal.



33

## ALEXA MIDDLETON

GP/GS	PPG	RPG	APG	SPG	FG%	FT%	
16-17	26/7	8.0	2.3	2.2	1.0	.400	.792
Career	91/12	4.8	1.6	1.6	0.8	.384	.757

Career Highs Pts: 29 Reb: 7 Asst: 11 Stl: 5 Min: 39

### Jr. • G • 5-9 • Murfreesboro, Tenn./Riverdale H.S.

- Scoring 9.9 points per game while shooting 33-of-68 (.485) from the floor over UT's last eight games.
- Stepped up in UT's game against Alabama, scoring 14 points and tying her season high in rebounds with five.
- Tallied 14 points, four assists and two steals in Tennessee's game against Texas A&M.
- Returned to the starting lineup for the first time since UNCW, posting six points and four assists in 34 minutes against Missouri.
- Posted 29 points in win over Troy on 9-of-16 shooting and seven 3-pointers in 36 minutes, all of which were career highs.