

# ALABAMA

## CRIMSON TIDE

### WOMEN'S BASKETBALL



#### 2015-16 SCHEDULE/RESULTS

| Opponent                             | TV                    | Time/Result |
|--------------------------------------|-----------------------|-------------|
| <b>November</b>                      |                       |             |
| 9 FAULKNER (EXHIBITION)              | SECN+                 | W, 93-34    |
| 13 ALABAMA A&M <sup>1</sup>          | SECN+                 | W, 96-44    |
| 16 APPALACHIAN STATE                 | SECN+                 | W, 93-59    |
| 22 MISSISSIPPI VALLEY STATE          | SECN+                 | W, 98-35    |
| 24 GEORGIA STATE                     | SECN+                 | W, 72-56    |
| 27 vs. Middle Tennessee <sup>2</sup> | Mountain West Network | W, 64-46    |
| 28 vs. Utah Valley <sup>2</sup>      | Mountain West Network | W, 67-60    |

#### December

|                               |                     |          |
|-------------------------------|---------------------|----------|
| 2 at UT Martin                | OVC Digital Network | L, 65-83 |
| 6 ALCORN STATE                | SECN+               | W, 97-50 |
| 12 GEORGETOWN                 | SEC Network         | W, 78-66 |
| 14 NORTH FLORIDA <sup>1</sup> | SECN+               | W, 69-47 |
| 18 at Georgia Tech            |                     | L, 58-70 |
| 20 GRAMBLING STATE            | SECN+               | W, 72-57 |
| 28 LIPSCOMB                   | SECN+               | W, 68-49 |

#### January

|                         |             |          |
|-------------------------|-------------|----------|
| 3 LSU *                 | SEC Network | W, 62-45 |
| 7 at 10/9 Kentucky *    | SEC Network | L, 48-73 |
| 10 VANDERBILT *         | SECN+       | L, 48-54 |
| 14 at Auburn *          | SECN+       | L, 59-72 |
| 17 NR/RV GEORGIA *      | SEC Network | W, 64-50 |
| 21 at 22/23 Florida *   | SECN+       | L, 72-80 |
| 25 at Vanderbilt *      | SEC Network | L, 52-67 |
| 28 10/10 TEXAS A&M *    | SECN+       | L, 56-59 |
| 31 at 19/23 Tennessee * | SEC Network | L, 42-70 |

#### February

|                                 |             |           |
|---------------------------------|-------------|-----------|
| 4 OLE MISS *                    | SECN+       | W, 48-37  |
| 7 AUBURN *                      | SEC Network | L, 55-59  |
| 11 at RV/RV Missouri *          | SECN+       | L, 52-63  |
| 18 at Arkansas *                | SECN+       | 7 p.m.    |
| 22 3/2 SOUTH CAROLINA *         | SEC Network | 6 p.m.    |
| 25 24/RV TENNESSEE *            | SEC Network | 7:30 p.m. |
| 28 at 14/13 Mississippi State * | SECN+       | 1:30 p.m. |

#### March

2-6 at SEC Tournament <sup>3</sup> SEC Network/ESPNU/ESPN TBA

1 Game played at Coleman Coliseum

2 Nugget Classic (Reno, Nev.)

3 Southeastern Conference Tournament (Jacksonville, Fla.)

\* Southeastern Conference game

**BOLD indicates home game**

Rankings listed are AP/Coaches

All times listed as Central and subject to change

## GAME 26: ALABAMA AT ARKANSAS

FEB. 18, 2016 | 7 P.M. CT | FAYETTEVILLE, ARK. | BUD WALTON ARENA (19,200)

TV: SEC NETWORK + (PLAY-BY-PLAY: ALEX PERLMAN; ANALYST: JACKSON BRASWELL)

RADIO: CRIMSON TIDE SPORTS NETWORK (ROGER HOOVER)



### ALABAMA CRIMSON TIDE

2015-16 Record: \_\_\_\_\_ 14-11  
 2015-16 SEC Record: \_\_\_\_\_ 3-9  
 Leading Scorer: \_\_\_\_\_ Cook (12.3)  
 Leading Rebounder: \_\_\_\_\_ Hegstetter (6.6)  
 Leading in Assists: \_\_\_\_\_ Middlebrook (2.7)  
 Head Coach: \_\_\_\_\_ Kristy Curry  
 Record at Alabama (Years): \_\_\_\_\_ 41-46 (3)  
 SEC Record (Years): \_\_\_\_\_ 12-32 (3)  
 Career Record (Years): \_\_\_\_\_ 350-195 (17)



### ARKANSAS RAZORBACKS

2015-16 Record: \_\_\_\_\_ 10-15  
 2015-16 SEC Record: \_\_\_\_\_ 5-7  
 Leading Scorer: \_\_\_\_\_ Jackson (16.5)  
 Leading Rebounder: \_\_\_\_\_ Wolff (7.5)  
 Leading in Assists: \_\_\_\_\_ Brooks (2.3)  
 Head Coach: \_\_\_\_\_ Jimmy Dykes  
 Record at School (Years): \_\_\_\_\_ 28-29 (2)  
 SEC Record (Years): \_\_\_\_\_ 11-17 (2)  
 Career Record (Years): \_\_\_\_\_ 28-29 (2)

#### INSIDE THE SERIES

Overall: 34th Meeting (Arkansas leads 19-14)

In Tuscaloosa: 7-8 | In Fayetteville: 5-10 | At Neutral Sites: 2-1 | Current Streak: Arkansas +4

Last Meeting: Feb. 1, 2015 (L, 42-53 in Tuscaloosa)

Series Notes: Arkansas has won the last four straight against Alabama. The Crimson Tide's last victory in the series came on Feb. 27, 2011, 92-79, in Fayetteville.

#### OPENING TIP

► Thursday's game will be broadcast on SEC Network + with Alex Perlman on play-by-play and Jackson Braswell as the analyst. The game will also be available via the Crimson Tide Sports Network on Tide 99.1 locally, with Roger Hoover calling all the action. Fans will be able to follow along with live scoring on RollTide.com and game updates will be available on Twitter via @AlabamaWBB.

► This is the 34th meeting between the Crimson Tide and Razorbacks and the 16th in Fayetteville. Arkansas leads the overall series, 19-14, and has won the last four straight against Alabama. The Tide's last two victories versus the Razorbacks have come in Fayetteville with the most recent taking place on Feb. 27, 2011, by a score of 92-79. Arkansas has won 10 of the previous 15 matchups in Fayetteville.

► Senior Nikki Hegstetter ranks eighth amongst Southeastern Conference active block leaders with 86 for her career. She is also 10th on the active rebounding leaders list with 540.

► Entering today's game, senior Nikki Hegstetter has started 93 games overall in her career, tying her for seventh all time with Betsy Harris for most games started in a career at Alabama.

#### FOLLOW US

Follow Alabama women's basketball on social media sites listed below for up-to-date news, exclusive content and more.



FOLLOW US ON TWITTER AND  
INSTAGRAM @ALABAMAWBB



LIKE US ON FACEBOOK AT  
ALABAMAWBB

**OVERALL • 14-11**  
**SEC • 3-9**  
**LAST 10 • 2-8**

**HOME • 12-3**  
**AWAY • 0-8**  
**NEUTRAL • 2-0**

**PREVIOUS GAME'S STARTERS**  
**HIGHLIGHTED IN SHADED BOX**

|    |                                                                                     |                                     |     |     |     |     |     |                                                                                                                                                                                                                                                                                                          |                                                                                                                                                           |
|----|-------------------------------------------------------------------------------------|-------------------------------------|-----|-----|-----|-----|-----|----------------------------------------------------------------------------------------------------------------------------------------------------------------------------------------------------------------------------------------------------------------------------------------------------------|-----------------------------------------------------------------------------------------------------------------------------------------------------------|
| 1  |    | <b>QUANETRIA (NeNe) BOLTON</b>      |     |     |     |     |     | <b>LAST GAME:</b> 4 pts, 2 reb at Missouri<br><b>NOTE:</b> Scored a career-high 21 points vs. Mississippi Valley State ... pulled down a career-best 12 rebounds against Georgetown ... has three double-doubles this season.                                                                            | <b>CAREER HIGHS</b><br><b>Pts:</b> 21 vs. Miss. Valley St. (11/22/15)<br><b>Reb:</b> 12 vs. Georgetown (12/12/15)<br><b>Blk:</b> 4, three times           |
|    |                                                                                     | F • 6-0 • So. • Anniston, Ala.      |     |     |     |     |     |                                                                                                                                                                                                                                                                                                          |                                                                                                                                                           |
|    |                                                                                     | PPG                                 | RPG | APG | SPG | BPG | MPG |                                                                                                                                                                                                                                                                                                          |                                                                                                                                                           |
|    |                                                                                     |                                     |     |     |     |     |     |                                                                                                                                                                                                                                                                                                          |                                                                                                                                                           |
| 2  |    | <b>TRISTA MAGEE</b>                 |     |     |     |     |     | <b>LAST GAME:</b> Did not play at Missouri<br><b>NOTE:</b> Out for the duration of the season with a left hip injury ... Season-high nine points at UT Martin ... Kristy Curry's first verbal commitment at Alabama.                                                                                     | <b>CAREER HIGHS</b><br><b>Pts:</b> 9 at UT Martin (12/2/15)<br><b>Reb:</b> 4 vs. Georgia State (11/24/15)<br><b>Ast:</b> 1, five times                    |
|    |                                                                                     | G • 6-0 • Fr. • Ellisville, Miss.   |     |     |     |     |     |                                                                                                                                                                                                                                                                                                          |                                                                                                                                                           |
|    |                                                                                     | PPG                                 | RPG | APG | SPG | BPG | MPG |                                                                                                                                                                                                                                                                                                          |                                                                                                                                                           |
|    |                                                                                     |                                     |     |     |     |     |     |                                                                                                                                                                                                                                                                                                          |                                                                                                                                                           |
| 3  |    | <b>KHADIJAH CARTER</b>              |     |     |     |     |     | <b>LAST GAME:</b> 1 reb at Missouri<br><b>NOTE:</b> Missed her first free throw of the season at Florida after starting the season 15-for-15 ... still hitting 94.1 percent from the line.                                                                                                               | <b>CAREER HIGHS</b><br><b>Pts:</b> 15 vs. Wisconsin (11/21/13)<br><b>Reb:</b> 8, twice<br><b>Ast:</b> 3 vs. Cal St. Fullerton (11/30/13)                  |
|    |                                                                                     | G • 6-1 • Sr. • Goodrich, Texas     |     |     |     |     |     |                                                                                                                                                                                                                                                                                                          |                                                                                                                                                           |
|    |                                                                                     | PPG                                 | RPG | APG | SPG | BPG | MPG |                                                                                                                                                                                                                                                                                                          |                                                                                                                                                           |
|    |                                                                                     |                                     |     |     |     |     |     |                                                                                                                                                                                                                                                                                                          |                                                                                                                                                           |
| 5  |    | <b>BREANNA (BreBre) HAYDEN</b>      |     |     |     |     |     | <b>LAST GAME:</b> Played by did not record any stats at Missouri<br><b>NOTE:</b> Scored a career-high 20 points vs. Utah Valley ... had a career-high seven assists at UT Martin ... made two starts this season.                                                                                        | <b>CAREER HIGHS</b><br><b>Pts:</b> 20 vs. Utah Valley (11/28/15)<br><b>Reb:</b> 8 vs. Vanderbilt (1/10/16)<br><b>Ast:</b> 7 at UT Martin (12/2/15)        |
|    |                                                                                     | G • 5-8 • Sr. • Dallas, Texas       |     |     |     |     |     |                                                                                                                                                                                                                                                                                                          |                                                                                                                                                           |
|    |                                                                                     | PPG                                 | RPG | APG | SPG | BPG | MPG |                                                                                                                                                                                                                                                                                                          |                                                                                                                                                           |
|    |                                                                                     |                                     |     |     |     |     |     |                                                                                                                                                                                                                                                                                                          |                                                                                                                                                           |
| 11 |    | <b>HANNAH COOK</b>                  |     |     |     |     |     | <b>LAST GAME:</b> 15 pts, 4 rebs, 3 assts, 1 stl at Missouri<br><b>NOTE:</b> Nugget Classic MVP ... recorded her first double-double vs. Middle Tennessee (15/15) ... second double-double came at Auburn (19/10) season-high 22 points vs. Georgetown ... scored 20+ points in three games this season. | <b>CAREER HIGHS</b><br><b>Pts:</b> 24 at Auburn (3/1/15)<br><b>Reb:</b> 15 vs. Middle Tenn. (11/27/15)<br><b>Ast:</b> 5, twice                            |
|    |                                                                                     | G • 6-0 • So. • Ozark, Mo.          |     |     |     |     |     |                                                                                                                                                                                                                                                                                                          |                                                                                                                                                           |
|    |                                                                                     | PPG                                 | RPG | APG | SPG | BPG | MPG |                                                                                                                                                                                                                                                                                                          |                                                                                                                                                           |
|    |                                                                                     |                                     |     |     |     |     |     |                                                                                                                                                                                                                                                                                                          |                                                                                                                                                           |
| 12 |   | <b>C'CORIEA (CC) FOY</b>            |     |     |     |     |     | <b>LAST GAME:</b> Did not play at Missouri<br><b>NOTE:</b> Seen reserve action in 14 games ... big spark off the bench against Alcorn State where she scored a season-high 14 points in only 11 minutes.                                                                                                 | <b>CAREER HIGHS</b><br><b>Pts:</b> 14 vs. Alcorn State (12/6/15)<br><b>Reb:</b> 3 vs. Alcorn State (12/6/15)<br><b>Ast:</b> 2 vs. UNF (12/14/15)          |
|    |                                                                                     | G • 5-11 • Fr. • Fayetteville, N.C. |     |     |     |     |     |                                                                                                                                                                                                                                                                                                          |                                                                                                                                                           |
|    |                                                                                     | PPG                                 | RPG | APG | SPG | BPG | MPG |                                                                                                                                                                                                                                                                                                          |                                                                                                                                                           |
|    |                                                                                     |                                     |     |     |     |     |     |                                                                                                                                                                                                                                                                                                          |                                                                                                                                                           |
| 13 |  | <b>NIKKI HEGSTETTER</b>             |     |     |     |     |     | <b>LAST GAME:</b> 6 pts, 4 rebs, 1 stl at Missouri<br><b>NOTE:</b> Team captain ... started 92 consecutive games ... scored a career-high 17 points against Appalachian State and Grambling State ... recorded first career double-double vs. Grambling State ... second double-double against Georgia.  | <b>CAREER HIGHS</b><br><b>Pts:</b> 17 vs. App. State (11/16/15)<br><b>Reb:</b> 14 vs. Kentucky (1/2/15)<br><b>Ast:</b> 7 vs. Coppin State (12/29/13)      |
|    |                                                                                     | F • 6-2 • Sr. • Kennesaw, Ga.       |     |     |     |     |     |                                                                                                                                                                                                                                                                                                          |                                                                                                                                                           |
|    |                                                                                     | PPG                                 | RPG | APG | SPG | BPG | MPG |                                                                                                                                                                                                                                                                                                          |                                                                                                                                                           |
|    |                                                                                     |                                     |     |     |     |     |     |                                                                                                                                                                                                                                                                                                          |                                                                                                                                                           |
| 15 |  | <b>MEOSHONTI (Meo) KNIGHT</b>       |     |     |     |     |     | <b>LAST GAME:</b> 7 pts, 2 rebs, 3 assts, 1 stl at Missouri<br><b>NOTE:</b> Voted a team captain by teammates ... Nugget Classic All-Tournament Team ... scored a career-high 23 points and matched career-high six steals at Florida ... recorded first double-double vs. UNE.                          | <b>CAREER HIGHS</b><br><b>Pts:</b> 23 at Florida (1/21/16)<br><b>Reb:</b> 10 vs. UNF (12/14/15)<br><b>Ast:</b> 5 vs. Middle Tenn. (11/27/15)              |
|    |                                                                                     | G • 5-8 • So. • Morgan City, La.    |     |     |     |     |     |                                                                                                                                                                                                                                                                                                          |                                                                                                                                                           |
|    |                                                                                     | PPG                                 | RPG | APG | SPG | BPG | MPG |                                                                                                                                                                                                                                                                                                          |                                                                                                                                                           |
|    |                                                                                     |                                     |     |     |     |     |     |                                                                                                                                                                                                                                                                                                          |                                                                                                                                                           |
| 21 |  | <b>TAYLOR BERRY</b>                 |     |     |     |     |     | <b>LAST GAME:</b> Did not play at Missouri<br><b>NOTE:</b> Had one basket and one steal against Alabama A&M ... walk-on, who earned an academic scholarship to UA ... class Valedictorian at Mount Carmel in New Orleans.                                                                                | <b>CAREER HIGHS</b><br><b>Pts:</b> 2 vs. Alabama A&M (11/13/15)<br><b>Reb:</b> --<br><b>Ast:</b> 1 vs. Lipscomb (12/28/15)                                |
|    |                                                                                     | G • 5-9 • Fr. • New Orleans, La.    |     |     |     |     |     |                                                                                                                                                                                                                                                                                                          |                                                                                                                                                           |
|    |                                                                                     | PPG                                 | RPG | APG | SPG | BPG | MPG |                                                                                                                                                                                                                                                                                                          |                                                                                                                                                           |
|    |                                                                                     |                                     |     |     |     |     |     |                                                                                                                                                                                                                                                                                                          |                                                                                                                                                           |
| 22 |  | <b>KARYLA MIDDLEBROOK</b>           |     |     |     |     |     | <b>LAST GAME:</b> 11 pts, 6 rebs, 2 assts, 1 stl at Missouri<br><b>NOTE:</b> Two-year starter at point guard for Alabama ... team captain ... scored double figures 11 times this season ... tied career high in points with 17 against Georgia.                                                         | <b>CAREER HIGHS</b><br><b>Pts:</b> 17, twice<br><b>Reb:</b> 9, twice<br><b>Ast:</b> 7, twice                                                              |
|    |                                                                                     | PG • 5-7 • So. • Blue Springs, Mo.  |     |     |     |     |     |                                                                                                                                                                                                                                                                                                          |                                                                                                                                                           |
|    |                                                                                     | PPG                                 | RPG | APG | SPG | BPG | MPG |                                                                                                                                                                                                                                                                                                          |                                                                                                                                                           |
|    |                                                                                     |                                     |     |     |     |     |     |                                                                                                                                                                                                                                                                                                          |                                                                                                                                                           |
| 23 |  | <b>SHAQUERA (Shaq) WADE</b>         |     |     |     |     |     | <b>LAST GAME:</b> 7 pts, 5 rebs, 1 blk, 1 stl at Missouri<br><b>NOTE:</b> Made four starts this season ... averaging the sixth-most minutes per game (21.6) ... season-high 14 points against Auburn ... 2015 Alabama Miss Basketball.                                                                   | <b>CAREER HIGHS</b><br><b>Pts:</b> 14 vs. Auburn (2/7/16)<br><b>Reb:</b> 9 vs. Auburn (2/7/16)<br><b>Stl:</b> 5 vs. Alcorn State (12/6/15)                |
|    |                                                                                     | G • 6-0 • Fr. • Huntsville, Ala.    |     |     |     |     |     |                                                                                                                                                                                                                                                                                                          |                                                                                                                                                           |
|    |                                                                                     | PPG                                 | RPG | APG | SPG | BPG | MPG |                                                                                                                                                                                                                                                                                                          |                                                                                                                                                           |
|    |                                                                                     |                                     |     |     |     |     |     |                                                                                                                                                                                                                                                                                                          |                                                                                                                                                           |
| 35 |  | <b>DIAMANTÉ (DeDe) MARTINEZ</b>     |     |     |     |     |     | <b>LAST GAME:</b> 2 pts at Missouri<br><b>NOTE:</b> Scored a career-high eight points vs. Georgia State ... her six blocks against Alabama A&M tied her for third in the Alabama record book for most blocks in a single game.                                                                           | <b>CAREER HIGHS</b><br><b>Pts:</b> 8 vs. Georgia State (11/24/15)<br><b>Reb:</b> 8 vs. Florida A&M (11/14/14)<br><b>Blk:</b> 6 vs. Alabama A&M (11/13/15) |
|    |                                                                                     | F • 6-3 • So. • New Orleans, La.    |     |     |     |     |     |                                                                                                                                                                                                                                                                                                          |                                                                                                                                                           |
|    |                                                                                     | PPG                                 | RPG | APG | SPG | BPG | MPG |                                                                                                                                                                                                                                                                                                          |                                                                                                                                                           |
|    |                                                                                     |                                     |     |     |     |     |     |                                                                                                                                                                                                                                                                                                          |                                                                                                                                                           |

# TALE OF THE TAPE: ALABAMA AT ARKANSAS



AT



## LAST TIME VS. ARKANSAS - FEB. 1, 2015

Official Basketball Box Score -- Game Totals -- Final Statistics  
Arkansas vs Alabama  
02/01/15 1 p.m. at Tuscaloosa, Ala. (Foster Auditorium)

Arkansas 53 • 13-8, 3-6 SEC

| ##                  | Player           | Total FG-FGA | 3-Ptr FG-FGA   | FT-FTA | Rebounds    |     |       | PF | TP | A | TO | Blk | Stl | Min                 |
|---------------------|------------------|--------------|----------------|--------|-------------|-----|-------|----|----|---|----|-----|-----|---------------------|
|                     |                  |              |                |        | Off         | Def | Tot   |    |    |   |    |     |     |                     |
| 00                  | JACKSON, Jessica | f 5-9        | 1-3            | 3-3    | 1           | 10  | 11    | 4  | 14 | 0 | 3  | 2   | 0   | 34                  |
| 33                  | WOLFF, Melissa   | f 1-2        | 0-0            | 2-2    | 2           | 5   | 7     | 3  | 4  | 0 | 2  | 0   | 0   | 24                  |
| 42                  | BOWEN, Jhasmin   | f 7-15       | 0-0            | 7-9    | 3           | 5   | 8     | 3  | 21 | 1 | 8  | 0   | 1   | 37                  |
| 11                  | BERNA, Calli     | g 1-5        | 1-4            | 1-2    | 1           | 5   | 6     | 3  | 4  | 4 | 3  | 0   | 4   | 37                  |
| 15                  | BROOKS, Kelsey   | g 3-13       | 1-7            | 3-3    | 0           | 2   | 2     | 4  | 10 | 3 | 3  | 0   | 0   | 35                  |
| 14                  | BOSTAD, McKinley | g 0-1        | 0-1            | 0-0    | 0           | 0   | 0     | 1  | 0  | 1 | 0  | 0   | 0   | 10                  |
| 25                  | BAILEY, Joey     | g 0-2        | 0-0            | 0-0    | 1           | 2   | 3     | 1  | 0  | 0 | 0  | 0   | 0   | 16                  |
| 32                  | WEST, Khadijah   | g 0-2        | 0-0            | 0-0    | 0           | 0   | 0     | 0  | 0  | 0 | 0  | 0   | 0   | 7                   |
| Team                |                  |              |                |        | 3           | 2   | 5     |    |    |   |    |     |     |                     |
| Totals              |                  | 17-49        | 3-15           | 16-19  | 11          | 31  | 42    | 19 | 53 | 9 | 19 | 2   | 5   | 200                 |
| FG % 1st Half: 8-26 |                  | 30.8%        | 2nd half: 9-23 | 39.1%  | Game: 17-49 |     | 34.7% |    |    |   |    |     |     | Deadball Rebounds 0 |
| 3FG % 1st Half: 1-8 |                  | 12.5%        | 2nd half: 2-7  | 28.6%  | Game: 3-15  |     | 20.0% |    |    |   |    |     |     |                     |
| FT % 1st Half: 7-8  |                  | 87.5%        | 2nd half: 9-11 | 81.8%  | Game: 16-19 |     | 84.2% |    |    |   |    |     |     |                     |

Alabama 42 • 12-12, 1-8 SEC

| ##                  | Player              | Total FG-FGA | 3-Ptr FG-FGA   | FT-FTA | Rebounds    |     |       | PF | TP | A | TO | Blk | Stl | Min                 |
|---------------------|---------------------|--------------|----------------|--------|-------------|-----|-------|----|----|---|----|-----|-----|---------------------|
|                     |                     |              |                |        | Off         | Def | Tot   |    |    |   |    |     |     |                     |
| 13                  | Hegstetter, Nikki   | f 2-9        | 0-3            | 0-0    | 1           | 2   | 3     | 1  | 4  | 0 | 2  | 1   | 0   | 33                  |
| 20                  | Williams, Ashley    | f 2-5        | 0-0            | 4-7    | 3           | 9   | 12    | 4  | 8  | 0 | 6  | 1   | 0   | 32                  |
| 11                  | Cook, Hannah        | g 3-8        | 1-5            | 2-5    | 1           | 2   | 3     | 3  | 9  | 2 | 0  | 0   | 3   | 31                  |
| 15                  | Knight, Meoshonti   | g 1-5        | 0-0            | 0-1    | 0           | 1   | 1     | 2  | 2  | 1 | 2  | 0   | 0   | 21                  |
| 22                  | Middlebrook, Karyla | g 4-9        | 1-2            | 2-2    | 0           | 1   | 1     | 5  | 11 | 2 | 3  | 0   | 1   | 34                  |
| 01                  | Bolton, Quanetria   | g 1-4        | 0-1            | 0-0    | 1           | 1   | 2     | 2  | 2  | 0 | 3  | 2   | 1   | 15                  |
| 03                  | Carter, Khadijah    | g 0-0        | 0-0            | 0-0    | 0           | 0   | 0     | 0  | 0  | 0 | 0  | 0   | 0   | 2                   |
| 05                  | Hayden, Breanna     | g 2-6        | 0-0            | 2-2    | 0           | 1   | 1     | 1  | 6  | 0 | 0  | 0   | 0   | 25                  |
| 25                  | Hutchen, Briana     | g 0-1        | 0-0            | 0-0    | 0           | 1   | 1     | 0  | 0  | 0 | 2  | 1   | 0   | 5                   |
| 33                  | Rivers, Sharin      | g 0-0        | 0-0            | 0-0    | 0           | 1   | 1     | 0  | 0  | 0 | 1  | 0   | 0   | 2                   |
| Team                |                     |              |                |        | 1           | 5   | 6     |    |    |   |    |     |     |                     |
| Totals              |                     | 15-47        | 2-11           | 10-17  | 7           | 24  | 31    | 18 | 42 | 5 | 19 | 5   | 5   | 200                 |
| FG % 1st Half: 7-23 |                     | 30.4%        | 2nd half: 8-24 | 33.3%  | Game: 15-47 |     | 31.9% |    |    |   |    |     |     | Deadball Rebounds 1 |
| 3FG % 1st Half: 0-5 |                     | 0.0%         | 2nd half: 2-6  | 33.3%  | Game: 2-11  |     | 18.2% |    |    |   |    |     |     |                     |
| FT % 1st Half: 2-4  |                     | 50.0%        | 2nd half: 8-13 | 61.5%  | Game: 10-17 |     | 58.8% |    |    |   |    |     |     |                     |

Officials: Michael McConnell, Bruce Morris, Lawson Newton  
Technical fouls: Arkansas-None. Alabama-None.  
Attendance: 2591

| Score by periods | 1st | 2nd | Total |
|------------------|-----|-----|-------|
| Arkansas         | 24  | 29  | 53    |
| Alabama          | 16  | 26  | 42    |

| Points | In Paint | Off T/O | 2nd Chance | Fast Break | Bench |
|--------|----------|---------|------------|------------|-------|
| AR     | 22       | 17      | 7          | 6          | 0     |
| UA     | 24       | 16      | 4          | 4          | 8     |

Last FG - AR 2nd-04:05, UA 2nd-03:53.  
Largest lead - AR by 12 2nd-04:05, UA by 2 1st-16:27.  
AR led for 36:46, UA led for 00:56. Game was tied for 02:18.

Score tied - 2 times.  
Lead changed - 2 times.

## ALABAMA-ARKANSAS SERIES INFORMATION

Overall Series Record .....Arkansas leads 19-14  
Last five contests.....Arkansas leads 4-1  
Last 10 contests.....Arkansas leads 8-2  
Most points by UA.....102 (Feb. 6, 1997)  
Fewest points by UA .....42 (Feb. 1, 2015)  
UA Largest Win Margin.....41 (102-61 on Feb. 6, 1997)  
Most points by ARK ..... 102 (Jan. 11, 1998)  
Fewest points by ARK.....53 (Feb. 1, 2015)  
..... 53 (March 6, 2003)  
ARK Largest Win Margin ...20 (75-55 on Feb. 12, 2014)  
At UA .....Arkansas leads 8-7  
At ARK.....Arkansas leads 10-5  
Neutral site.....Alabama leads 2-1  
Series Streak ..... Arkansas +4  
First Meeting.....Jan. 26, 1980 (L, 54-68)  
Last Meeting ..... Feb. 1, 2015 (L, 42-53)

## ABOUT ALABAMA'S OPPONENT – ARKANSAS

- ▶ Arkansas is under the direction of second-year head coach Jimmy Dykes. In his first season with the Razorbacks, Dykes' squad advanced to the NCAA tournament and picked up a win in the opening round against Northwestern.
- ▶ The Razorbacks have had much success at home as nine of their 10 wins this season have come in Fayetteville in Bud Walton Arena. Four of those victories have come in Southeastern Conference play against No. 13 Texas A&M (67-61), No. 13 Tennessee (64-59), No. 24 Missouri (64-52) and Vanderbilt (57-56).
- ▶ Arkansas is led in scoring by junior Jessica Jackson, who averages 16.5 points per game. She also pulls in 6.6 rebounds per contest, which is the second highest rebounding mark on the team behind senior Melissa Wolff, who averages 7.5 boards.

# LAST TIME OUT: MISSOURI 63, ALABAMA 52 - FEB. 11, 2016



## Official Basketball Box Score -- Game Totals -- Final Statistics Alabama vs Mizzou 02-11-16 7 p.m. at Columbia, Mo. // Mizzou Arena



### Alabama 52 • 14-11, 3-9 SEC

| ##       | Player              | Total  |        |           | 3-Ptr  |          |        | Rebounds  |       |             | PF    | TP       | A | TO | Blk | Stl | Min |
|----------|---------------------|--------|--------|-----------|--------|----------|--------|-----------|-------|-------------|-------|----------|---|----|-----|-----|-----|
|          |                     | FG-FGA | FG-FGA | FT-FTA    | FG-FGA | FG-FGA   | FT-FTA | Off       | Def   | Tot         |       |          |   |    |     |     |     |
| 11       | Cook, Hannah        | * 4-10 | 2-5    | 5-8       | 0      | 4        | 4      | 3         | 15    | 3           | 3     | 0        | 1 |    |     | 37  |     |
| 13       | Hegstetter, Nikki   | * 2-2  | 0-0    | 2-2       | 1      | 3        | 4      | 5         | 6     | 0           | 2     | 0        | 1 |    |     | 24  |     |
| 15       | Knight, Meoshonti   | * 2-8  | 1-3    | 2-4       | 0      | 2        | 2      | 4         | 7     | 3           | 1     | 0        | 1 |    |     | 34  |     |
| 22       | Middlebrook, Karyla | * 4-11 | 1-4    | 2-2       | 0      | 6        | 6      | 1         | 11    | 2           | 4     | 0        | 1 |    |     | 36  |     |
| 23       | Wade, Shaquera      | * 2-8  | 2-5    | 1-2       | 1      | 4        | 5      | 4         | 7     | 0           | 1     | 1        | 1 |    |     | 37  |     |
| 01       | Bolton, Quanetria   | 2-5    | 0-1    | 0-0       | 0      | 2        | 2      | 1         | 4     | 0           | 2     | 0        | 0 |    |     | 14  |     |
| 03       | Carter, Khadijah    | 0-0    | 0-0    | 0-0       | 0      | 1        | 1      | 1         | 0     | 0           | 1     | 0        | 0 |    |     | 4   |     |
| 05       | Hayden, Breanna     | 0-1    | 0-0    | 0-0       | 0      | 0        | 0      | 0         | 0     | 0           | 0     | 0        | 0 |    |     | 9   |     |
| 35       | Martinez, Diamante  | 0-0    | 0-0    | 2-2       | 0      | 0        | 0      | 0         | 2     | 0           | 1     | 0        | 0 |    |     | 5   |     |
| Team     |                     |        |        |           |        |          |        | 4         | 3     | 7           |       |          |   |    |     |     |     |
| Totals   |                     | 16-45  | 6-18   | 14-20     | 6      | 25       | 31     | 19        | 52    | 8           | 16    | 1        | 5 |    |     | 200 |     |
| 1st FG % |                     | 6-13   | 46.2%  | 2nd: 4-11 | 36.4%  | 3rd: 4-9 | 44.4%  | 4th: 2-12 | 16.7% | Game: 16-45 | 35.6% | Deadball |   |    |     |     |     |
| 3FG %    |                     | 3-6    | 50.0%  | 1-3       | 33.3%  | 2-3      | 66.7%  | 0-6       | 0.0%  | 6-18        | 33.3% | Rebounds |   |    |     |     |     |
| FT %     |                     | 4-4    | 100.0% | 0-0       | 0.0%   | 4-8      | 50.0%  | 6-8       | 75.0% | 14-20       | 70.0% | 4        |   |    |     |     |     |

### Mizzou 63 • 19-6, 6-6 SEC

| ##       | Player              | Total  |        |           | 3-Ptr  |           |        | Rebounds  |       |             | PF    | TP       | A | TO | Blk | Stl | Min |
|----------|---------------------|--------|--------|-----------|--------|-----------|--------|-----------|-------|-------------|-------|----------|---|----|-----|-----|-----|
|          |                     | FG-FGA | FG-FGA | FT-FTA    | FG-FGA | FG-FGA    | FT-FTA | Off       | Def   | Tot         |       |          |   |    |     |     |     |
| 02       | STOCK, Morgan       | * 0-5  | 0-4    | 0-0       | 1      | 0         | 1      | 0         | 0     | 0           | 1     | 0        | 0 |    |     | 11  |     |
| 03       | CUNNINGHAM, Sophie  | * 2-8  | 1-5    | 7-8       | 1      | 3         | 4      | 2         | 12    | 3           | 1     | 0        | 0 |    |     | 36  |     |
| 11       | CUNNINGHAM, Lindsey | * 0-4  | 0-3    | 2-4       | 1      | 4         | 5      | 2         | 2     | 4           | 2     | 1        | 0 |    |     | 27  |     |
| 21       | PORTER, Cierra      | * 4-7  | 0-0    | 3-3       | 3      | 3         | 6      | 3         | 11    | 3           | 1     | 1        | 1 |    |     | 21  |     |
| 22       | FRERICKS, Jordan    | * 5-8  | 0-0    | 0-1       | 3      | 3         | 6      | 5         | 10    | 1           | 1     | 0        | 1 |    |     | 22  |     |
| 01       | DOTY, Lianna        | 1-1    | 1-1    | 0-0       | 0      | 2         | 2      | 3         | 3     | 1           | 2     | 0        | 0 |    |     | 13  |     |
| 04       | PORTER, Bri         | 0-2    | 0-0    | 0-0       | 0      | 3         | 3      | 0         | 0     | 0           | 0     | 0        | 0 |    |     | 6   |     |
| 10       | STOCK, Maddie       | 0-0    | 0-0    | 0-0       | 0      | 0         | 0      | 0         | 0     | 0           | 0     | 0        | 0 |    |     | 2   |     |
| 12       | HUDYN, Michelle     | 0-2    | 0-1    | 0-0       | 0      | 1         | 1      | 0         | 0     | 0           | 0     | 0        | 0 |    |     | 5   |     |
| 15       | SHEPARD, Carrie     | 0-0    | 0-0    | 0-0       | 0      | 0         | 0      | 0         | 0     | 0           | 0     | 0        | 0 |    |     | 0+  |     |
| 20       | McDOWELL, Kayla     | 5-5    | 0-0    | 1-2       | 0      | 1         | 1      | 4         | 11    | 2           | 1     | 0        | 0 |    |     | 24  |     |
| 23       | ROBINSON, Juanita   | 0-1    | 0-1    | 0-0       | 0      | 0         | 0      | 0         | 0     | 0           | 0     | 0        | 0 |    |     | 2   |     |
| 24       | MICHAELIS, Sierra   | 4-11   | 4-9    | 2-2       | 0      | 3         | 3      | 3         | 14    | 2           | 3     | 0        | 2 |    |     | 31  |     |
| Team     |                     |        |        |           | 2      | 2         | 4      |           |       |             |       |          |   |    |     |     |     |
| Totals   |                     | 21-54  | 6-24   | 15-20     | 11     | 25        | 36     | 22        | 63    | 16          | 12    | 2        | 4 |    |     | 200 |     |
| 1st FG % |                     | 7-18   | 38.9%  | 2nd: 6-13 | 46.2%  | 3rd: 3-12 | 25.0%  | 4th: 5-11 | 45.5% | Game: 21-54 | 38.9% | Deadball |   |    |     |     |     |
| 3FG %    |                     | 1-8    | 12.5%  | 3-6       | 50.0%  | 0-5       | 0.0%   | 2-5       | 40.0% | 6-24        | 25.0% | Rebounds |   |    |     |     |     |
| FT %     |                     | 2-2    | 100.0% | 5-6       | 83.3%  | 0-0       | 0.0%   | 8-12      | 66.7% | 15-20       | 75.0% | 2        |   |    |     |     |     |

Officials: Bob Trammell, Eric Brewton, Carla Fountain  
Technical fouls: Alabama-None. Mizzou-None.  
Attendance: 3028

| Score by periods | 1st | 2nd | 3rd | 4th | Total |
|------------------|-----|-----|-----|-----|-------|
| Alabama          | 19  | 9   | 14  | 10  | 52    |
| Mizzou           | 17  | 20  | 6   | 20  | 63    |

|        | In | Off | 2nd | Fast | Bench |
|--------|----|-----|-----|------|-------|
| Points | 16 | 15  | 2   | 6    | 6     |
| Paint  | 12 | 2   | 8   | 2    | 28    |
| 7/0    |    |     |     |      |       |
| Chance |    |     |     |      |       |
| Break  |    |     |     |      |       |
| UA     |    |     |     |      |       |
| MU-W   |    |     |     |      |       |

Last FG - UA 4th-03:02, MU-W 4th-01:12.  
Largest lead - UA by 4 1st-06:28, MU-W by 11 3rd-09:02.  
UA led for 06:43, MU-W led for 31:07. Game was tied for 02:02.

Score tied - 4 times.  
Lead changed - 10 times.

**COLUMBIA, Mo.** - Alabama fell at Missouri, 63-52, Thursday night in a game that saw 10 lead changes and four ties. With the loss, the Crimson Tide moves to 14-11 overall and 3-9 in Southeastern Conference games, while the win brings the Tigers to 19-6 on the season and an even 6-6 in league play.

It was a back-and-forth first quarter between Alabama and Missouri. The Tigers led early on before consecutive three pointers from freshman Shaquera Wade gave the Tide a 10-8 advantage at the 6:52 mark. Alabama pulled in front by four 30 seconds later after sophomore Karyla Middlebrook knocked down a pair of free throws, but the Tide would go scoreless for the next four minutes allowing Missouri to take the lead back at 3:06. Alabama would go on to score seven of the final 11 points of the first to take a 19-17 lead into the first break.

The two teams traded threes to start the second before the Tigers scored seven unanswered over a one-minute span to lead by six, 28-22. Missouri outscored Alabama throughout the quarter and went on to take a nine-point advantage into the locker room at the half, 37-28.

Junior Jordan Frericks hit a jumper at the 9:03 mark of the third quarter to start the scoring and give the Tigers their first double-digit lead of the game. The Tide, however, countered with the next six straight to cut its deficit to five with 5:17 to go. Alabama continued to chip away and eventually got it down to one on the final basket of the quarter, which was scored by senior Nikki Hegstetter off the feed from sophomore Hannah Cook.

Another Cook-to-Hegstetter basket gave the Tide a 44-43 lead with 9:16 remaining. Missouri then scored the next three points and eventually pushed its lead back out to eight at the 4:29 mark. The Tide cut it to four but would come no closer down the stretch.

Cook led all scorers in the game with 15 points while Middlebrook followed with 11 in addition to a team-high six rebounds. Junior Sierra Michaelis finished as the Tigers' leader in points with 14.

For the game, Alabama was 35.6 percent (16-45) from the floor, while Missouri hit 38.9 percent (21-54) of its attempts. The Tigers edged the Tide in rebounds, 36-31, but distributed the ball extremely well, collected 16 assists compared to Alabama's eight.

## 2015-16 NUMERICAL ROSTER

| No. | Name               | Pos. | Ht.  | Cl. | Hometown (Previous School)                 |
|-----|--------------------|------|------|-----|--------------------------------------------|
| 1   | Quanetria Bolton   | F    | 6-0  | So. | Anniston, Ala. (Anniston HS)               |
| 2   | Trista Magee       | G    | 6-0  | Fr. | Ellisville, Miss. (Presbyterian Christian) |
| 3   | Khadijah Carter    | G    | 6-1  | Sr. | Goodrich, Texas (Jacksonville College)     |
| 5   | Breanna Hayden     | G    | 5-9  | Jr. | Dallas, Texas (Baylor)                     |
| 11  | Hannah Cook        | G    | 6-0  | So. | Ozark, Mo. (Ozark HS)                      |
| 12  | C'Coriea Foy       | G    | 5-11 | Fr. | Fayetteville, N.C. (Jack Britt HS)         |
| 13  | Nikki Hegstetter   | F    | 6-2  | Sr. | Kennesaw, Ga. (Harrison HS)                |
| 15  | Meoshonti Knight   | G    | 5-8  | So. | Morgan City, La. (Central Catholic HS)     |
| 20  | Ashley Williams #  | F    | 6-0  | Jr. | Covington, Ga. (Alcovy HS)                 |
| 21  | Taylor Berry       | G    | 5-9  | Fr. | New Orleans, La. (Mount Carmel Academy)    |
| 22  | Karyla Middlebrook | PG   | 5-7  | So. | Blue Springs, Mo. (Blue Springs HS)        |
| 23  | Shaquera Wade      | G    | 6-0  | Fr. | Huntsville, Ala. (Huntsville HS)           |
| 35  | Diamanté Martinez  | F    | 6-3  | So. | New Orleans, La. (Edna Karr HS)            |

# Out for the 2015-16 season

## 2015-16 PRONUNCIATION GUIDE

|                    |                 |
|--------------------|-----------------|
| Quanetria Bolton   | kwan-EE-tree-uh |
| Khadijah Carter    | kuh-DEE-jah     |
| C'Coriea Foy       | suh-CORE-ee-uh  |
| Breanna Hayden     | bre-ANN-uh      |
| Meoshonti Knight   | mee-oh-SHON-tee |
| Diamanté Martinez  | dee-uh-MON-tay  |
| Karyla Middlebrook | kuh-RYE-luh     |
| Shaquera Wade      | shuh-KEER-uh    |
| Shereka Wright     | sure-EE-kah     |
| Grant Fausset      | faucet          |





**KRISTY CURRY**

Head Coach

Third Season

NORTHEAST LOUISIANA, 1988

## COACHING HIGHLIGHTS

- **Nine NCAA Tournament appearances**
  - **One NCAA Final Four**
  - **Two NCAA Elite Eights**
  - **Four NCAA Sweet 16s**
- **Three Women's National Invitation Tournament appearances**
- **Two Big Ten regular season titles**
- **Nine 20-win seasons**

## CAREER HISTORY AND RESULTS

### UNIVERSITY OF ALABAMA, HEAD COACH, 2013-PRESENT

| Year             | Record       | Pct.        | SEC Record   | Pct.        | Postseason/Honors |
|------------------|--------------|-------------|--------------|-------------|-------------------|
| 2013-14          | 14-16        | .467        | 7-9          | .438        |                   |
| 2014-15          | 13-19        | .406        | 2-14         | .125        |                   |
| 2015-16          | 14-11        | .560        | 3-9          | .250        |                   |
| <b>Total (3)</b> | <b>41-46</b> | <b>.471</b> | <b>12-32</b> | <b>.273</b> |                   |

### TEXAS TECH UNIVERSITY, HEAD COACH, 2006-13

| Year             | Record        | Pct.        | Big 12 Record | Pct.        | Postseason/Honors |
|------------------|---------------|-------------|---------------|-------------|-------------------|
| 2006-07          | 15-16         | .484        | 6-10          | .375        |                   |
| 2007-08          | 17-16         | .515        | 4-12          | .250        | WNIT Third Round  |
| 2008-09          | 16-15         | .516        | 6-10          | .375        |                   |
| 2009-10          | 18-15         | .545        | 5-11          | .313        | WNIT Second Round |
| 2010-11          | 22-11         | .667        | 8-8           | .500        | NCAA First Round  |
| 2011-12          | 21-14         | .600        | 6-12          | .333        | WNIT Third Round  |
| 2012-13          | 21-11         | .656        | 11-7          | .611        | NCAA First Round  |
| <b>Total (7)</b> | <b>130-98</b> | <b>.570</b> | <b>46-70</b>  | <b>.397</b> |                   |

### PURDUE UNIVERSITY, HEAD COACH, 1999-2006

| Year             | Record        | Pct.        | Big Ten Record | Pct.        | Postseason/Honors |
|------------------|---------------|-------------|----------------|-------------|-------------------|
| 1999-2000        | 23-8          | .742        | 11-5           | .688        | NCAA Second Round |
| 2000-01          | 31-7          | .816        | 14-2           | .875        | NCAA Runner Up    |
| 2001-02          | 24-6          | .800        | 13-3           | .813        | NCAA Second Round |
| 2002-03          | 29-6          | .829        | 12-4           | .750        | NCAA Elite Eight  |
| 2003-04          | 29-4          | .879        | 14-2           | .875        | NCAA Sweet 16     |
| 2004-05          | 17-13         | .567        | 9-7            | .563        | NCAA Second Round |
| 2005-06          | 26-7          | .788        | 13-3           | .813        | NCAA Sweet 16     |
| <b>Total (7)</b> | <b>179-51</b> | <b>.778</b> | <b>86-26</b>   | <b>.768</b> |                   |

|                    |                |             |                |             |  |
|--------------------|----------------|-------------|----------------|-------------|--|
| <b>CAREER (17)</b> | <b>350-195</b> | <b>.642</b> | <b>144-128</b> | <b>.529</b> |  |
|--------------------|----------------|-------------|----------------|-------------|--|

## ON THE BENCH



### KELLY CURRY

Assistant Coach, Third Season

Kelly Curry is entering his third season with the Crimson Tide women's basketball team, working primarily with the post players, while also handling scheduling, recruiting and scouting.



### SHEREKA WRIGHT

Assistant Coach, Third Season

Shereka Wright, former collegiate standout at Purdue and member of the WNBA, enters her third season at Alabama as assistant coach and recruiting coordinator. Wright works primarily with the guards and also assists with scouting.



### GRANT FAUSSET

Operations and Video, Third Season

Grant Fausset enters his third year at Alabama coordinating all travel, serving as the team liaison within athletics; coordinating logistics for all official and unofficial visits and the team's video needs including practice footage and exchange.



### TERRY JONES

Strength and Conditioning, 28th Season

Terry Jones, Sr. enters his second stint as strength and conditioning coach for the women's basketball team and has been a member of the Crimson Tide staff for 28 years. In 2003, he was certified as a Master Strength & Conditioning Coach.



### MALLORI CROCKETT

Athletic Trainer, Third Season

Mallori Crockett enters her third season as athletic trainer for the women's basketball team. She also oversees the graduate assistant athletic trainer working with volleyball.

## ALABAMA WOMEN'S BASKETBALL NOTES

### TOP 30 NATIONAL TEAM RANKINGS

Through games played on Feb. 16, Alabama ranks in the top 35 in six categories as a team.

| Category                      | Ranking | Value |
|-------------------------------|---------|-------|
| Blocked Shots                 | 34th    | 124   |
| Blocked Shots Per Game        | 34th    | 5.0   |
| Field Goal Percentage Defense | 35th    | .361  |
| Free Throw Attempts           | 29th    | 510   |
| Free Throws Made              | 33rd    | 361   |
| Turnovers Forced              | 28th    | 19.80 |

### TOP 100 NATIONAL INDIVIDUAL RANKINGS

| Name        | Category                          | Ranking | Value |
|-------------|-----------------------------------|---------|-------|
| Meo Knight  | Free Throw Attempts               | 86th    | 122   |
| Hannah Cook | Three-Point Field Goals Attempted | 89th    | 157   |
| Hannah Cook | Three-Point Field Goals Made      | 85th    | 57    |
| Hannah Cook | Three-Point Field Goals Per Game  | 97th    | 2.28  |
| Hannah Cook | Three-Point Field Goal Percentage | 96th    | .363  |

### ALABAMA 11-2 WHEN THREE OR MORE IN DOUBLE FIGURES

Alabama is 11-2 on the season when at least three scorers finish in double figures. The two losses came at No. 22/23 Florida, 80-72, and at Vanderbilt, 67-52. Sophomore Hannah Cook leads the way with 16 double-figure games this season.

### BALANCED ATTACK

The Crimson Tide has had at least three players score in double figures in 13 of its 25 games this season. Alabama had a whopping seven reach 10 points or more in the season opener versus Alabama A&M, four in the win over Appalachian State, five in the victory against Mississippi Valley State, four against Georgia State, three versus Utah Valley, six against Alcorn State, four versus Georgetown and three against North Florida, Grambling State, Lipscomb and Georgia, four at Florida and three at Vanderbilt.

### FREE THROW IMPROVEMENT

Alabama is much improved at the free throw line compared to a season ago where the Crimson Tide hit 63.0 percent. Through 25 games, Alabama is averaging 70.8 percent from the charity stripe, ranking fifth in the Southeastern Conference. That percentage is also the best mark for Alabama since the 1994-95 season when the Tide finished at 70.9 percent.

### GETTING TO THE LINE

Alabama ranks 29th in the nation in free throw attempts (510) and 33rd in free throws made (361) while averaging 70.8 percent made per game. Last year, the Tide finished the regular season ranked third in free throw attempts, taking 723 shots from the line in 2014-15.

### ALABAMA WINS 10 STRAIGHT AT HOME

With its 62-45 victory over LSU on Jan. 3, Alabama won its 10th home game of the season. The last time the Crimson Tide went 10-0 to start the season at home was in 1997-98 when it won 12 consecutive games.

### HOME SCORING

Through 15 home games, Alabama is averaging 71.7 points per game and has scored 90 or more points four times. A year ago, the Crimson Tide only averaged 60.1 points per game in Tuscaloosa.

### TIDE HAD BEST SEC START SINCE 2006

With its 64-50 win on Sunday, Jan. 17 against Georgia, Alabama collected its second victory of the Southeastern Conference season in five games played. The last time the Crimson Tide had won two of its first five league contests was in 2006.

### MARTINEZ CRACKS MOST BLOCKS IN A GAME TOP 10 LIST TWICE IN TWO GAMES

Sophomore Diamanté Martinez cemented her name in the top 10 in blocks in a single game twice this season. Her six rejections on Nov. 13 versus Alabama A&M tied for third in Alabama history for blocks in a single game and was the most since Yolanda Watkins collected the same amount on Dec. 4, 1994, against Tennessee State. She followed that up with five against Appalachian State, which ranks seventh in the Tide annals.

## QUICK FACTS

### UNIVERSITY

|                                  |                           |
|----------------------------------|---------------------------|
| Location                         | Tuscaloosa, Ala.          |
| Founded                          | April 12, 1831            |
| Enrollment                       | 37,100                    |
| Conference                       | Southeastern              |
| Colors                           | Crimson and White         |
| Nickname                         | Crimson Tide              |
| President                        | Dr. Stuart Bell           |
| Athletic Director                | Bill Battle               |
| Faculty Athletics Representative | Dr. James King            |
| Arena                            | Foster Auditorium (3,800) |

### COACHING STAFF

|                              |                           |
|------------------------------|---------------------------|
| Head Coach                   | Kristy Curry              |
| Alma Mater                   | Northeast Louisiana, 1988 |
| Record at Alabama            | 41-46 (Third Season)      |
| SEC Record                   | 12-32 (Third Season)      |
| Career Record                | 350-195 (17th Season)     |
| Assistant Coach              | Kelly Curry               |
| Assistant Coach              | Shereka Wright            |
| Director of Operations/Video | Grant Fausset             |
| Strength and Conditioning    | Terry Jones               |
| Athletic Trainer             | Mallori Crockett          |

### TEAM INFORMATION

|                              |              |
|------------------------------|--------------|
| 2014-15 Record               | 13-19        |
| 2014-15 SEC Record/Finish    | 2-14/14th    |
| 2014-15 H/A/N Record         | 10-9/1-8/2-2 |
| Starters Returning/Lost      | 3/2          |
| Letterwinners Returning/Lost | 8/3          |
| Newcomers                    | 4            |

### PROGRAM HISTORY

|                          |                                                  |
|--------------------------|--------------------------------------------------|
| All-Time Record          | 699-544 (.562)/41 Seasons                        |
| SEC Record               | 146-275 (.347)                                   |
| Overall Home Record      | 346-168 (.673)                                   |
| Foster Auditorium Record | 70-42 (.625)                                     |
| Coleman Coliseum Record  | 276-126 (.687)                                   |
| First Season             | 1974-75                                          |
| SEC Tournament Record    | 25-36 (.409)                                     |
| NCAA Appearances         | 10<br>(1984, 88, 92, 93, 94, 95, 96, 97, 98, 99) |
| NCAA Record              | 16-10 (.615)                                     |
| WNIT Appearances         | 4<br>(2000, 01, 02, 11)                          |
| WNIT Record              | 5-4 (.556)                                       |

### ATHLETICS COMMUNICATIONS

|                    |                                                         |
|--------------------|---------------------------------------------------------|
| Basketball Contact | Jessica Paré                                            |
| Office             | 205-348-6084                                            |
| Cell               | 205-394-5985                                            |
| E-mail             | jpare@ia.ua.edu                                         |
| Fax                | 205-348-8841                                            |
| Website            | www.RollTide.com                                        |
| Mailing Address    | 1201 Coliseum Drive<br>Room 170<br>Tuscaloosa, AL 35487 |

## ALL ABOUT THAT PACE

It doesn't take long to pick up on the importance of the word "pace" with this season's squad. It is one thing that head coach Kristy Curry preaches, and it has certainly paid dividends. Through 25 games, Alabama has forced 495 turnovers with nearly half of those (248) coming from steals. Curry attributes a lot of the improvement to strength and conditioning coach Terry Jones. Although a veteran coach with over 28 years of experience at Alabama, Jones joined the women's basketball team in the spring of 2015 and has made an immediate impact on the squad.

## YOUTH LEADS TIDE IN NUMBERS

Throughout the 2014-15, Alabama was led statistically by its youth, and that trend is continuing this season. After 25 games, the Tide's freshmen and sophomores have accounted for 1,273 of its 1,655 points (76.9 percent), 584 of its 946 rebounds (61.7 percent), 193 of its 272 assists (71.0 percent), 81 of its 124 blocks (65.3 percent) and 189 of its 248 steals (76.2 percent).

## GRIT AND GRATITUDE

One of the team's mottos for this season that you will hear head coach Kristy Curry talk a lot about is grit and gratitude. At the beginning of the season she said, "We talk a lot about grit, and we talk a lot about gratitude. We want to be the grittiest and the most thankful in everything that we do, on and off the floor. If we can do those two things the scoreboard will take care of itself."

## THE HARD HAT

Over the summer, the team read Jon Gordon's book titled *The Hard Hat*, which is the true story of George Boiardi, a selfless, loyal, joyful, hard-working, competitive and compassionate leader and teammate and the impact he had on his team and program. Head coach Kristy Curry had a white hard hat with the script crimson A put on it before the season, and each week, the team votes on its hard hat winner for that respective week. The last winner was freshman Shaquera Wade.

## FORZA TIDE

The Alabama women's basketball team embarked on a 10-day tour of Italy in August, visiting Rome, Florence, Venice and Como. Not only did the Crimson Tide come home with a wealth of knowledge about the country and its history, but it also gained valuable on-court time, playing three games against three different teams of varying levels. Sophomore Hannah Cook averaged 17.0 points per game to lead the UA offense largely in part to going 13-for-21 from three-point range. Junior Breanna Hayden was solid all-around for the Tide as she finished with an average of 9.3 points per game, a team-best 6.3 rebounds and 2.7 assists per contest.

## HEGSTETTER NAMED CANDIDATE FOR SENIOR CLASS AWARD

Senior forward Nikki Hegstetter was selected as one of the 30 NCAA Division I women's basketball student-athletes in the running for the 2016 Senior CLASS Award. To be eligible for the award, a student-athlete must be classified as an NCAA Division I senior and have notable achievements in four areas of excellence: community, classroom, character and competition. The 30 candidates will be narrowed down to 10 finalists in February, and those 10 will be placed on the official ballot. Ballots will be distributed through a nationwide voting system to media, coaches and fans, who will select one male candidate and one female candidate who best exemplify excellence in the four Cs of community, classroom, character and competition.

## HEGSTETTER NAMED ALLSTATE WBCA GOOD WORKS NOMINEE FOR THIRD CONSECUTIVE SEASON

Senior forward Nikki Hegstetter was named a nominee for the 2016 Allstate WBCA Good Works Teams, marking the third time she has been recognized. The award recognizes a select group of college basketball student-athletes who have made significant contributions to the greater good of their communities through volunteerism and civic service. Hegstetter continues to be involved in several aspects of the community, including Habitat for Humanity, The Miracle League of Tuscaloosa and Alabama women's basketball's Fifth Grade Fastbreak program. She has also spent time volunteering at local high school basketball camps, elementary schools, the DCH Manderson Cancer Center and Capstone Village Retirement Community.

## SPECIALTY STATS

| Opponent             | Pts off |      |       |       |       |
|----------------------|---------|------|-------|-------|-------|
|                      | Paint   | T/O  | 2ndCh | FastB | Bench |
| ALABAMA              | 50      | 35   | 21    | 20    | 35    |
| Alabama A&M          | 22      | 8    | 12    | 0     | 19    |
| ALABAMA              | 44      | 32   | 7     | 20    | 31    |
| Appalachian State    | 20      | 10   | 20    | 6     | 26    |
| ALABAMA              | 46      | 38   | 16    | 27    | 37    |
| Miss. Valley State   | 10      | 5    | 6     | 0     | 6     |
| ALABAMA              | 36      | 14   | 10    | 14    | 16    |
| Georgia State        | 28      | 9    | 8     | 5     | 35    |
| ALABAMA vs.          | 18      | 18   | 7     | 9     | 15    |
| Middle Tennessee     | 16      | 16   | 12    | 0     | 15    |
| ALABAMA vs.          | 42      | 14   | 6     | 10    | 20    |
| Utah Valley          | 28      | 13   | 13    | 2     | 22    |
| ALABAMA at           | 34      | 15   | 4     | 8     | 23    |
| UT Martin            | 22      | 23   | 6     | 2     | 2     |
| ALABAMA              | 48      | 29   | 15    | 10    | 38    |
| Alcorn State         | 30      | 15   | 12    | 6     | 20    |
| ALABAMA              | 28      | 23   | 11    | 10    | 19    |
| Georgetown           | 28      | 30   | 6     | 16    | 13    |
| ALABAMA              | 28      | 19   | 15    | 6     | 26    |
| North Florida        | 10      | 9    | 14    | 0     | 13    |
| ALABAMA at           | 30      | 12   | 14    | 4     | 18    |
| Georgia Tech         | 18      | 20   | 6     | 16    | 40    |
| ALABAMA              | 46      | 10   | 10    | 13    | 28    |
| Grambling State      | 20      | 8    | 0     | 2     | 18    |
| ALABAMA              | 20      | 31   | 16    | 4     | 14    |
| Lipscomb             | 6       | 7    | 5     | 0     | 13    |
| ALABAMA              | 20      | 24   | 16    | 4     | 16    |
| LSU                  | 20      | 6    | 16    | 4     | 12    |
| ALABAMA              | 10      | 13   | 2     | 0     | 8     |
| at Kentucky          | 30      | 10   | 18    | 4     | 10    |
| ALABAMA              | 24      | 11   | 10    | 2     | 15    |
| Vanderbilt           | 6       | 20   | 7     | 2     | 19    |
| ALABAMA              | 18      | 12   | 13    | 4     | 17    |
| at Auburn            | 30      | 14   | 17    | 8     | 6     |
| ALABAMA              | 26      | 20   | 7     | 8     | 14    |
| Georgia              | 8       | 8    | 5     | 4     | 0     |
| ALABAMA              | 36      | 29   | 3     | 8     | 16    |
| at Florida           | 46      | 33   | 16    | 10    | 38    |
| ALABAMA              | 24      | 15   | 6     | 2     | 14    |
| at Vanderbilt        | 30      | 17   | 10    | 6     | 14    |
| ALABAMA              | 28      | 9    | 10    | 8     | 18    |
| Texas A&M            | 22      | 20   | 10    | 4     | 16    |
| ALABAMA              | 22      | 18   | 4     | 3     | 9     |
| at Tennessee         | 28      | 18   | 10    | 13    | 17    |
| ALABAMA              | 20      | 15   | 6     | 4     | 4     |
| Ole Miss             | 14      | 16   | 5     | 4     | 11    |
| ALABAMA              | 22      | 21   | 18    | 4     | 9     |
| Auburn               | 28      | 10   | 9     | 2     | 10    |
| ALABAMA              | 16      | 15   | 2     | 6     | 6     |
| at Missouri          | 24      | 12   | 8     | 2     | 28    |
| ALABAMA              |         |      |       |       |       |
| at Arkansas          |         |      |       |       |       |
| ALABAMA              |         |      |       |       |       |
| South Carolina       |         |      |       |       |       |
| ALABAMA              |         |      |       |       |       |
| Tennessee            |         |      |       |       |       |
| ALABAMA              |         |      |       |       |       |
| at Mississippi State |         |      |       |       |       |
| ALABAMA Totals       | 736     | 492  | 249   | 208   | 466   |
| Average/Game         | 29.4    | 19.7 | 10.0  | 8.3   | 18.6  |
| Opponent Totals      | 544     | 357  | 251   | 117   | 423   |
| Average/Game         | 21.8    | 14.3 | 10.0  | 4.7   | 16.9  |

## HEGSTETTER HONORED BY CULVERHOUSE COLLEGE OF COMMERCE

Forward Nikki Hegstetter earned a pair of prestigious awards from Alabama's Culverhouse College of Commerce as part of the University's Honors Day celebration. Hegstetter was named the Austin Scholar for Outstanding Senior in the Culverhouse College of Commerce, which is presented annually to the outstanding undergraduate student in the Culverhouse College of Commerce and Business Administration, as selected by the entire college faculty. In addition, she received the James Larry Carmichael Department of Marketing Outstanding Student Service Award, which is given to the student with the most distinguished reputation for service to the entire University community.

## FANS EXCITED ABOUT WOMEN'S BASKETBALL

Season ticket sales have increased over 50 percent since Kristy Curry took over at the Capstone. Each season a new attendance record has been set, with the most recent coming on Sunday, Jan. 17, when 3,732 were on hand for the Crimson Tide's win over Georgia. That number also ranks 13th among all Alabama women's basketball attendance figures, which includes games at Coleman Coliseum. Alabama's average attendance has continued to grow and is up an average of 1,496 per game since Curry's arrival (1,145 in 2012-13; 1,992 in 2013-14; 2,550 in 2014-15; 2,641 in 2015-16).

## ALABAMA INKS THREE DURING EARLY SIGNING PERIOD

The Alabama women's basketball team added three of the top prospects in the 2016 class with the signing of Cierra Johnson, Ashley Knight and Jordan Lewis.

"All three of these young ladies bring a style of play that is fun to watch, and all three are truly committed to making an immediate impact in our process," said Curry. "This class compliments our current roster and will compete on a daily basis to impact our program both on and off the court in a major way as freshmen."

### *What they're saying about the Tide's signing class:*

"Since arriving in Tuscaloosa, Coach Kristy Curry and her staff have continuously landed the pieces needed to compete in the SEC. The Class of 2016 is no different. In Cierra Johnson, Ashley Knight and Jordan Lewis, Curry will welcome three players capable of providing quality minutes early in their careers."


-Brandon Clay, Peach State Basketball

"Alabama Head Coach Kristy Curry continues her outstanding recruiting for the 2016 class after her stellar five player class in 2015. The incoming three players include two of the top 100 national prospects in Blue Star Report. Leading the way is No. 55 5-8 PG Cierra Johnson from Blount High School (AL), No. 65 5-8 G Jordan Lewis from Lake Highland Prep (FL) and No. 108 6-5 C Ashley Johnson from LBJ (TX). All three players will make an impact at Alabama as Coach Curry's class is ranked No. 3 in the Southeast Conference by Blue Star."

-Kevin Lynch, Blue Star Report

"Alabama Coach Kristy Curry signed three kids that make her team better. All three should be contributors right away. She will have the luxury to play Johnson and Lewis at the same time. Their backcourt will be potent. Knight gives them that true center that every team needs to establish an inside game."

-Brett McCormick, All-Star Girls Report



## GRADUATES RECOGNIZED WITH SPECIAL PATCH

As a way to recognize graduates that are still competing in their respective sports, Alabama has added a graduation cap patch to uniforms. Seen here is Nikki Hegstetter's patch, which was put on her jersey in January. The concept debuted at the Cotton Bowl on Dec. 31, where 29 football graduates had graduation cap stickers on their helmets.



## STARTING LINEUPS

| OPPONENT                 | RESULT   | POINT GUARD        | GUARD            | GUARD       | FORWARD          | FORWARD          |
|--------------------------|----------|--------------------|------------------|-------------|------------------|------------------|
| Alabama A&M              | W, 96-44 | Karyla Middlebrook | Meoshonti Knight | Hannah Cook | Nikki Hegstetter | Quanetria Bolton |
| Appalachian State        | W, 93-59 | Karyla Middlebrook | Meoshonti Knight | Hannah Cook | Nikki Hegstetter | Quanetria Bolton |
| Mississippi Valley State | W, 98-35 | Karyla Middlebrook | Meoshonti Knight | Hannah Cook | Nikki Hegstetter | Quanetria Bolton |
| Georgia State            | W, 72-56 | Karyla Middlebrook | Meoshonti Knight | Hannah Cook | Nikki Hegstetter | Quanetria Bolton |
| vs. Middle Tennessee     | W, 64-46 | Karyla Middlebrook | Meoshonti Knight | Hannah Cook | Nikki Hegstetter | Quanetria Bolton |
| vs. Utah Valley          | W, 67-60 | Karyla Middlebrook | Meoshonti Knight | Hannah Cook | Nikki Hegstetter | Quanetria Bolton |
| at UT Martin             | L, 65-83 | Karyla Middlebrook | Meoshonti Knight | Hannah Cook | Nikki Hegstetter | Quanetria Bolton |
| Alcorn State             | W, 97-50 | Karyla Middlebrook | Meoshonti Knight | Hannah Cook | Nikki Hegstetter | Quanetria Bolton |
| Georgetown               | W, 78-66 | Karyla Middlebrook | Meoshonti Knight | Hannah Cook | Nikki Hegstetter | Quanetria Bolton |
| North Florida            | W, 69-47 | Karyla Middlebrook | Meoshonti Knight | Hannah Cook | Nikki Hegstetter | Quanetria Bolton |
| at Georgia Tech          | L, 58-70 | Karyla Middlebrook | Meoshonti Knight | Hannah Cook | Nikki Hegstetter | Quanetria Bolton |
| Grambling State          | W, 72-57 | Karyla Middlebrook | Meoshonti Knight | Hannah Cook | Nikki Hegstetter | Quanetria Bolton |
| Lipscomb                 | W, 68-49 | Karyla Middlebrook | Meoshonti Knight | Hannah Cook | Nikki Hegstetter | Quanetria Bolton |
| LSU                      | W, 62-45 | Karyla Middlebrook | Meoshonti Knight | Hannah Cook | Nikki Hegstetter | Quanetria Bolton |
| at Kentucky              | L, 48-73 | Karyla Middlebrook | Meoshonti Knight | Hannah Cook | Nikki Hegstetter | Quanetria Bolton |
| Vanderbilt               | L, 48-54 | Karyla Middlebrook | Meoshonti Knight | Hannah Cook | Breanna Hayden   | Nikki Hegstetter |
| at Auburn                | L, 59-72 | Karyla Middlebrook | Meoshonti Knight | Hannah Cook | Breanna Hayden   | Nikki Hegstetter |
| Georgia                  | W, 64-50 | Karyla Middlebrook | Meoshonti Knight | Hannah Cook | Nikki Hegstetter | Quanetria Bolton |
| at Florida               | L, 72-80 | Karyla Middlebrook | Meoshonti Knight | Hannah Cook | Nikki Hegstetter | Quanetria Bolton |
| at Vanderbilt            | L, 52-67 | Karyla Middlebrook | Meoshonti Knight | Hannah Cook | Shaquera Wade    | Nikki Hegstetter |
| Texas A&M                | L, 56-59 | Karyla Middlebrook | Meoshonti Knight | Hannah Cook | Shaquera Wade    | Nikki Hegstetter |
| at Tennessee             | L, 42-70 | Karyla Middlebrook | Meoshonti Knight | Hannah Cook | Nikki Hegstetter | Quanetria Bolton |
| Ole Miss                 | W, 48-37 | Karyla Middlebrook | Meoshonti Knight | Hannah Cook | Nikki Hegstetter | Quanetria Bolton |
| Auburn                   | L, 55-59 | Karyla Middlebrook | Meoshonti Knight | Hannah Cook | Shaquera Wade    | Nikki Hegstetter |
| at Missouri              | L, 52-63 | Karyla Middlebrook | Meoshonti Knight | Hannah Cook | Shaquera Wade    | Nikki Hegstetter |
| at Arkansas              |          |                    |                  |             |                  |                  |
| South Carolina           |          |                    |                  |             |                  |                  |
| Tennessee                |          |                    |                  |             |                  |                  |
| at Mississippi State     |          |                    |                  |             |                  |                  |

## ALABAMA RECORD WHEN ...

|                                |      |                                    |       |
|--------------------------------|------|------------------------------------|-------|
| At home .....                  | 12-3 | Less FT att. than opp. ....        | 2-5   |
| At Foster Auditorium .....     | 10-3 | Same FT att. as opp. ....          | 0-1   |
| At Coleman Coliseum .....      | 2-0  | 40% or better on 3PT .....         | 2-0   |
| On the road .....              | 0-8  | Less than 40% on 3PT .....         | 12-11 |
| At neutral sites .....         | 2-0  |                                    |       |
| In SEC games .....             | 3-9  | More turnovers than opp. ....      | 4-5   |
| SEC home games .....           | 3-3  | Less turnovers than opp. ....      | 10-6  |
| SEC road games .....           | 0-6  | Same turnovers as opp. ....        |       |
| In non-conference games .....  | 11-2 |                                    |       |
| In overtime .....              |      | Scoring 80 or more points .....    | 4-0   |
|                                |      | Scoring 70-79 points .....         | 3-1   |
| In games decided by ...        |      | Scoring 60-69 points .....         | 6-1   |
| 5 points or less .....         | 0-2  | Scoring 50-59 points .....         | 0-6   |
| 6-10 points .....              | 1-2  | Scoring less than 50 points .....  | 1-3   |
| 11 points or more .....        | 13-7 |                                    |       |
| Leading at the half .....      | 13-1 | Allowing 80 or more points .....   | 0-2   |
| Trailing at the half .....     | 0-10 | Allowing 70-79 points .....        | 0-4   |
| Tied at the half .....         | 1-0  | Allowing 60-69 points .....        | 2-2   |
|                                |      | Allowing 50-59 points .....        | 4-3   |
| Shooting 40% or better .....   | 8-3  | Allowing less than 50 points ..... | 8-0   |
| Shooting less than 40% .....   | 6-8  |                                    |       |
| Opp. better than 40% .....     | 1-7  | On Sunday .....                    | 5-3   |
| Opp. 40% or less .....         | 13-4 | On Monday .....                    | 3-1   |
| Shooting better than opp. .... | 14-2 | On Tuesday .....                   | 1-0   |
| Shooting worse than opp. ....  | 0-9  | On Wednesday .....                 | 0-1   |
|                                |      | On Thursday .....                  | 1-5   |
| Outrebounding opp. ....        | 9-2  | On Friday .....                    | 2-1   |
| Opp. outrebounds UA .....      | 3-9  | On Saturday .....                  | 2-0   |
| Rebounds are tied .....        | 2-0  |                                    |       |
|                                |      | In November .....                  | 6-0   |
| 70% or better on FT .....      | 11-4 | In December .....                  | 5-2   |
| 70% or less on FT .....        | 3-7  | In January .....                   | 2-7   |
| More FT att. than opp. ....    | 12-5 | In February .....                  | 1-2   |
|                                |      | In March .....                     |       |

**PLAYER GAME-BY-GAME (POINTS - REBOUNDS - ASSISTS)**

| OPPONENT                 | 1<br>BOLTON | 2<br>MAGEE | 3<br>CARTER | 5<br>HAYDEN | 11<br>COOK | 12<br>FOY | 13<br>HEGSTETTER | 15<br>KNIGHT | 21<br>BERRY | 22<br>MIDDLEBROOK | 23<br>WADE | 35<br>MARTINEZ |
|--------------------------|-------------|------------|-------------|-------------|------------|-----------|------------------|--------------|-------------|-------------------|------------|----------------|
| Alabama A&M              | 19-10-0     | INJ        | 13-3-2      | DNP         | 14-6-1     | 10-2-1    | 3-8-1            | 10-2-1       | 2-0-0       | 15-6-6            | 10-8-0     | 0-3-0          |
| Appalachian State        | 2-3-2       | INJ        | 5-5-0       | 13-5-1      | 15-9-1     | 3-0-0     | 17-5-2           | 20-8-3       | 0-0-0       | 8-2-3             | 8-1-1      | 2-2-0          |
| Mississippi Valley State | 21-2-0      | INJ        | 11-4-1      | 7-3-1       | 10-7-1     | 6-0-0     | 5-8-0            | 13-3-4       | 0-0-0       | 12-5-3            | 9-3-1      | 4-4-1          |
| Georgia State            | 12-5-1      | 3-4-0      | 2-0-0       | 0-1-0       | 5-4-5      | DNP       | 14-9-1           | 13-4-4       | DNP         | 12-7-3            | 3-8-1      | 8-2-0          |
| vs. Middle Tennessee     | 8-2-0       | 3-3-0      | 0-0-0       | 4-3-2       | 15-15-0    | 0-0-0     | 10-6-2           | 7-3-5        | 0-0-0       | 9-4-1             | 8-4-0      | 0-2-0          |
| vs. Utah Valley          | 2-4-0       | 0-0-0      | 0-0-0       | 20-4-2      | 9-10-0     | DNP       | 8-6-1            | 16-6-1       | DNP         | 12-2-2            | 0-2-1      | 0-0-0          |
| at UT Martin             | 6-1-1       | 9-1-1      | 0-1-0       | 6-2-7       | 21-8-0     | 2-0-0     | 6-5-0            | 3-4-2        | DNP         | 6-3-2             | 4-3-1      | 2-2-0          |
| Alcorn State             | 14-10-1     | 3-2-0      | DNP         | 10-5-3      | 14-0-0     | 14-3-0    | 13-5-1           | 6-1-1        | 0-0-0       | 12-6-5            | 6-8-5      | 5-3-1          |
| Georgetown               | 13-12-0     | 0-2-0      | DNP         | 11-6-1      | 22-4-1     | 0-0-0     | 8-6-2            | 4-3-4        | DNP         | 12-2-5            | 8-3-2      | 0-0-0          |
| North Florida            | 5-2-0       | 5-1-1      | 0-2-0       | 10-2-2      | 17-5-1     | 0-0-2     | 5-13-4           | 10-10-0      | 0-0-0       | 6-2-5             | 9-3-0      | 2-1-0          |
| at Georgia Tech          | 8-4-2       | 8-1-0      | DNP         | 3-3-1       | 11-2-1     | 4-2-0     | 7-10-0           | 14-8-2       | DNP         | 0-6-4             | 3-6-1      | 0-0-0          |
| Grambling State          | 14-4-0      | 5-2-1      | 0-0-0       | 15-6-4      | 3-4-1      | 0-1-0     | 17-10-3          | 6-6-5        | DNP         | 4-3-2             | 6-3-2      | 2-0-0          |
| Lipscomb                 | 10-6-0      | 0-3-0      | 0-0-0       | 13-6-2      | 20-7-2     | 0-0-1     | 9-7-0            | 6-0-0        | 0-0-1       | 9-3-5             | 1-6-1      | 0-1-0          |
| LSU                      | 4-3-0       | 2-1-1      | 0-0-0       | 8-5-3       | 9-5-2      | INJ       | 6-6-2            | 17-3-1       | 0-0-0       | 10-5-2            | 6-0-1      | 0-0-0          |
| at Kentucky              | 6-5-0       | 0-0-1      | 4-1-0       | 3-2-1       | 10-4-1     | DNP       | 5-8-2            | 7-2-1        | DNP         | 12-4-2            | 0-1-0      | 1-1-0          |
| Vanderbilt               | 9-1-0       | 0-1-0      | 0-1-0       | 10-8-2      | 7-3-0      | DNP       | 3-7-1            | 4-3-1        | DNP         | 9-2-3             | 6-3-2      | DNP            |
| at Auburn                | 8-1-0       | 0-0-0      | 0-0-0       | 3-3-5       | 19-10-0    | DNP       | 4-5-0            | 9-0-1        | DNP         | 7-2-4             | 9-3-1      | DNP            |
| Georgia                  | 6-2-0       | 0-1-1      | 6-0-1       | 2-2-2       | 14-7-0     | DNP       | 10-11-1          | 3-5-2        | DNP         | 17-1-2            | 6-3-0      | 0-0-0          |
| at Florida               | 11-1-0      | 0-0-0      | 1-0-0       | 2-4-5       | 16-4-1     | DNP       | 3-3-0            | 23-3-2       | DNP         | 3-4-0             | 13-1-1     | 0-0-0          |
| at Vanderbilt            | 12-3-0      | 0-0-0      | 2-1-0       | DNP         | 13-5-2     | 0-0-0     | 2-3-1            | 12-3-4       | DNP         | 7-1-1             | 4-3-1      | 0-1-0          |
| Texas A&M                | 16-5-0      | 0-2-0      | 0-1-0       | 2-2-2       | 4-4-0      | 0-0-0     | 4-4-0            | 8-3-3        | DNP         | 15-4-3            | 7-2-0      | 0-0-0          |
| at Tennessee             | 4-4-2       | 0-3-0      | 2-1-1       | 3-1-0       | 8-2-0      | 1-1-0     | 2-4-0            | 11-5-2       | DNP         | 8-4-1             | INJ        | 3-0-0          |
| Ole Miss                 | 4-2-2       | INJ        | 0-1-0       | 0-3-2       | 12-9-0     | DNP       | 9-10-1           | 14-4-0       | DNP         | 5-5-0             | 4-3-2      | DNP            |
| Auburn                   | 9-4-1       | INJ        | 0-0-0       | 0-2-1       | 5-3-1      | DNP       | 7-3-0            | 16-2-0       | DNP         | 4-9-2             | 14-9-0     | 0-0-0          |
| at Missouri              | 4-2-0       | INJ        | 0-1-0       | 0-0-0       | 15-4-3     | DNP       | 6-4-0            | 7-2-3        | DNP         | 11-6-2            | 7-5-0      | 2-0-0          |
| at Arkansas              |             |            |             |             |            |           |                  |              |             |                   |            |                |
| South Carolina           |             |            |             |             |            |           |                  |              |             |                   |            |                |
| Tennessee                |             |            |             |             |            |           |                  |              |             |                   |            |                |
| at Mississippi State     |             |            |             |             |            |           |                  |              |             |                   |            |                |

**POINT PRODUCTION**

| OPPONENT                 | BACK COURT   | FRONT COURT | STARTERS     | RESERVES   | SENIORS    | JUNIOR     | SOPHOMORES   | FRESHMEN   |
|--------------------------|--------------|-------------|--------------|------------|------------|------------|--------------|------------|
| Alabama A&M              | 74           | 22          | 61           | 35         | 16         | 0          | 58           | 22         |
| Appalachian State        | 72           | 21          | 62           | 31         | 22         | 13         | 47           | 11         |
| Mississippi Valley State | 68           | 30          | 61           | 37         | 16         | 7          | 60           | 15         |
| Georgia State            | 38           | 34          | 56           | 16         | 16         | 0          | 50           | 6          |
| vs. Middle Tennessee     | 46           | 18          | 49           | 15         | 10         | 4          | 39           | 11         |
| vs. Utah Valley          | 57           | 10          | 47           | 20         | 8          | 20         | 39           | 0          |
| at UT Martin             | 51           | 14          | 42           | 23         | 6          | 6          | 38           | 15         |
| Alcorn State             | 65           | 32          | 59           | 38         | 13         | 10         | 51           | 23         |
| Georgetown               | 57           | 21          | 59           | 19         | 8          | 11         | 51           | 8          |
| North Florida            | 57           | 12          | 43           | 26         | 5          | 10         | 40           | 14         |
| at Georgia Tech          | 43           | 15          | 40           | 18         | 7          | 3          | 33           | 15         |
| Grambling State          | 39           | 33          | 44           | 28         | 17         | 15         | 29           | 11         |
| Lipscomb                 | 49           | 19          | 54           | 14         | 9          | 13         | 45           | 1          |
| LSU                      | 52           | 10          | 46           | 16         | 6          | 8          | 40           | 8          |
| at Kentucky              | 36           | 12          | 8            | 40         | 9          | 3          | 36           | 0          |
| Vanderbilt               | 36           | 12          | 33           | 15         | 3          | 10         | 29           | 6          |
| at Auburn                | 47           | 12          | 42           | 17         | 4          | 3          | 43           | 9          |
| Georgia                  | 48           | 16          | 50           | 14         | 16         | 2          | 40           | 6          |
| at Florida               | 58           | 14          | 56           | 16         | 4          | 2          | 53           | 13         |
| at Vanderbilt            | 38           | 14          | 38           | 14         | 4          | 0          | 44           | 4          |
| Texas A&M                | 36           | 20          | 38           | 18         | 4          | 2          | 43           | 7          |
| at Tennessee             | 33           | 9           | 33           | 9          | 4          | 3          | 34           | 1          |
| Ole Miss                 | 35           | 13          | 44           | 4          | 9          | 0          | 35           | 4          |
| Auburn                   | 39           | 16          | 46           | 9          | 7          | 0          | 34           | 14         |
| at Missouri              | 40           | 12          | 46           | 6          | 6          | 0          | 39           | 7          |
| at Arkansas              |              |             |              |            |            |            |              |            |
| South Carolina           |              |             |              |            |            |            |              |            |
| Tennessee                |              |             |              |            |            |            |              |            |
| at Mississippi State     |              |             |              |            |            |            |              |            |
| <b>TOTALS</b>            | <b>1,214</b> | <b>441</b>  | <b>1,157</b> | <b>498</b> | <b>229</b> | <b>145</b> | <b>1,050</b> | <b>231</b> |

**GAME-BY-GAME HIGHS**

| OPPONENT                 | RESULT   | POINTS                            | REBOUNDS                               | ASSISTS                                  | STEALS                                                             | BLOCKS                                                               |
|--------------------------|----------|-----------------------------------|----------------------------------------|------------------------------------------|--------------------------------------------------------------------|----------------------------------------------------------------------|
| Alabama A&M              | W, 96-44 | 19, Bolton                        | 10, Bolton                             | 6, Middlebrook                           | 4, Carter                                                          | 6, Martinez                                                          |
| Appalachian State        | W, 93-59 | 20, Knight                        | 9, Cook                                | 3, Knight<br>3, Middlebrook              | 3, Cook<br>3, Wade                                                 | 5, Martinez                                                          |
| Mississippi Valley State | W, 98-35 | 21, Bolton                        | 8, Hegstetter                          | 4, Knight                                | 3, Foy                                                             | 4, Martinez                                                          |
| Georgia State            | W, 72-56 | 14, Hegstetter                    | 9, Hegstetter                          | 5, Cook                                  | 4, Middlebrook                                                     | 2, Hegstetter                                                        |
| vs. Middle Tennessee     | W, 64-46 | 15, Cook                          | 15, Cook                               | 5, Knight                                | 3, Knight                                                          | 1, Bolton<br>1, Hegstetter<br>1, Martinez                            |
| vs. Utah Valley          | W, 67-60 | 20, Hayden                        | 10, Cook                               | 2, Hayden<br>2, Middlebrook              | 3, Middlebrook                                                     | 4, Hegstetter                                                        |
| at UT Martin             | L, 65-83 | 21, Cook                          | 8, Cook                                | 7, Hayden                                | 2, Magee                                                           | 2, Hegstetter                                                        |
| Alcorn State             | W, 97-50 | 14, Bolton<br>14, Cook<br>14, Foy | 10, Bolton                             | 5, Middlebrook<br>5, Wade                | 5, Wade                                                            | 4, Bolton                                                            |
| Georgetown               | W, 78-66 | 22, Cook                          | 12, Bolton                             | 5, Middlebrook                           | 2, Cook<br>2, Knight                                               | 1, Hegstetter                                                        |
| North Florida            | W, 69-47 | 17, Cook                          | 13, Hegstetter                         | 5, Middlebrook                           | 3, Cook<br>3, Hegstetter<br>3, Knight                              | 1, Hayden<br>1, Hegstetter<br>1, Knight<br>1, Martinez               |
| at Georgia Tech          | L, 58-70 | 14, Knight                        | 10, Hegstetter                         | 4, Middlebrook                           | 2, Foy<br>2, Hegstetter<br>2, Middlebrook                          | 1, Bolton<br>1, Cook<br>1, Hegstetter<br>1, Knight<br>1, Middlebrook |
| Grambling State          | W, 72-57 | 17, Hegstetter                    | 10, Hegstetter                         | 5, Knight                                | 2, Hegstetter<br>2, Wade                                           | 2, Hayden<br>2, Hegstetter<br>2, Knight                              |
| Lipscomb                 | W, 68-49 | 20, Cook                          | 7, Cook<br>7, Hegstetter               | 5, Middlebrook                           | 3, Cook<br>3, Middlebrook                                          | 1, Bolton<br>1, Hegstetter                                           |
| LSU                      | W, 62-45 | 17, Knight                        | 6, Hegstetter                          | 3, Hayden                                | 6, Knight                                                          | 1, Hegstetter                                                        |
| at Kentucky              | L, 48-73 | 12, Middlebrook                   | 8, Hegstetter                          | 2, Hegstetter<br>2, Middlebrook          | 3, Knight                                                          | 2, Bolton                                                            |
| Vanderbilt               | L, 48-54 | 10, Hayden                        | 8, Hayden                              | 3, Middlebrook                           | 3, Knight                                                          | 2, Hegstetter                                                        |
| at Auburn                | L, 59-72 | 19, Cook                          | 10, Cook                               | 5, Hayden                                | 3, Wade                                                            | 1, Bolton<br>1, Hegstetter<br>1, Wade                                |
| Georgia                  | W, 64-50 | 17, Middlebrook                   | 11, Hegstetter                         | 2, Hayden<br>2, Knight<br>2, Middlebrook | 3, Hegstetter                                                      | 3, Bolton                                                            |
| at Florida               | L, 72-80 | 23, Knight                        | 4, Cook<br>4, Hayden<br>4, Middlebrook | 5, Hayden                                | 6, Knight                                                          | 1, Bolton<br>1, Middlebrook                                          |
| at Vanderbilt            | L, 52-67 | 13, Cook                          | 5, Cook                                | 4, Knight                                | 2, Middlebrook                                                     | 2, Bolton                                                            |
| Texas A&M                | L, 56-59 | 16, Bolton                        | 5, Bolton                              | 3, Knight<br>3, Middlebrook              | 3, Cook<br>3, Middlebrook                                          | 1, Bolton<br>1, Martinez<br>1, Middlebrook                           |
| at Tennessee             | L, 42-70 | 11, Knight                        | 5, Knight                              | 2, Bolton<br>2, Knight                   | 2, Cook<br>2, Middlebrook<br>2, Martinez                           | 3, Bolton                                                            |
| Ole Miss                 | W, 48-37 | 14, Knight                        | 10, Hegstetter                         | 2, Bolton<br>2, Hayden<br>2, Wade        | 4, Cook                                                            | 2, Bolton<br>2, Hegstetter                                           |
| Auburn                   | L, 55-59 | 16, Knight                        | 9, Middlebrook<br>9, Wade              | 2, Middlebrook                           | 4, Knight                                                          | 1, Hegstetter<br>1, Knight<br>1, Middlebrook                         |
| at Missouri              | L, 52-63 | 15, Cook                          | 6, Middlebrook                         | 3, Cook<br>3, Knight                     | 1, Cook<br>1, Hegstetter<br>1, Knight<br>1, Middlebrook<br>1, Wade | 1, Wade                                                              |
| at Arkansas              |          |                                   |                                        |                                          |                                                                    |                                                                      |
| South Carolina           |          |                                   |                                        |                                          |                                                                    |                                                                      |
| Tennessee                |          |                                   |                                        |                                          |                                                                    |                                                                      |
| at Mississippi State     |          |                                   |                                        |                                          |                                                                    |                                                                      |



1

6-0 • Sophomore

Forward

**QUANETRIA BOLTON**

Anniston, Ala. (Anniston HS)

**CAREER HIGHS**

|             |                                            |
|-------------|--------------------------------------------|
| Points      | 21 vs. Mississippi Valley State (11/22/15) |
| Rebounds    | 12 vs. Georgetown (12/12/15)               |
| FG Made     | 9 vs. Mississippi Valley State (11/22/15)  |
| FG Att.     | 14 vs. Alabama A&M (11/13/15)              |
| 3PT FG Made | 2 - 5X, last at Auburn (1/14/16)           |
| 3PT FG Att. | 5 - 2X, last at Georgia (1/4/15)           |
| FT Made     | 6 vs. New Orleans (12/21/14)               |
| FT Att.     | 8 vs. Alabama A&M (11/13/15)               |
| Assists     | 3 vs. Kentucky (1/2/15)                    |
| Steals      | 4 at Florida (1/21/16)                     |
| Blocks      | 4 - 3X, last vs. Alcorn State (12/6/15)    |
| Minutes     | 27 vs. Georgetown (12/12/15)               |

**SEC HIGHS**

|             |                                       |
|-------------|---------------------------------------|
| Points      | 16 vs. Texas A&M (1/28/16)            |
| Rebounds    | 5 - 4X, last vs. Texas A&M (1/28/16)  |
| FG Made     | 7 vs. Texas A&M (1/28/16)             |
| FG Att.     | 12 - 2X, last vs. Texas A&M (1/28/16) |
| 3PT FG Made | 2 - 2X, last at Auburn (1/14/16)      |
| 3PT FG Att. | 5 at Georgia (1/4/15)                 |
| FT Made     | 4 - 2X, last at Tennessee (2/19/15)   |
| FT Att.     | 7 at Florida (1/21/16)                |
| Assists     | 3 vs. Kentucky (1/2/15)               |
| Steals      | 4 at Florida (1/21/16)                |
| Blocks      | 4 at Texas A&M (2/16/15)              |
| Minutes     | 25 - 2X, last at Tennessee (1/31/16)  |

**2015-16 SEASON HIGHS**

|             |                                         |
|-------------|-----------------------------------------|
| Points      | 21 vs. Mississippi Valley State (11/22) |
| Rebounds    | 12 vs. Georgetown (12/12/15)            |
| FG Made     | 9 vs. Mississippi Valley State (11/22)  |
| FG Att.     | 14 vs. Alabama A&M (11/13)              |
| 3PT FG Made | 2 - 3X, last at Auburn (1/14)           |
| 3PT FG Att. | 3 - 3X, last vs. Texas A&M (1/28)       |
| FT Made     | 5 vs. Alabama A&M (11/13)               |
| FT Att.     | 8 vs. Alabama A&M (11/13)               |
| Assists     | 2 - 2X, last at Georgia Tech (12/18)    |
| Steals      | 4 at Florida (1/21)                     |
| Blocks      | 4 - 2X, last vs. Alcorn State (12/6)    |
| Minutes     | 27 vs. Georgetown (12/12)               |

**2015-16 NOTES**

**Alabama A&M (11/13):** In her first start recorded her first career double-double with 19 points and career-high tying 10 rebounds against the Bulldogs ... also had four blocks. **Appalachian State (11/16):** Found herself in foul trouble early and finished with two points, three rebounds and a pair of assists. **Mississippi Valley State (11/22):** Led the Tide offense with a career-high 21 points while also adding three blocks, two rebound and two steals. **Georgia State (11/24):** Finished with 12 points, five rebounds, one assist and one block in the win. **Middle Tennessee (11/27):** Had eight points, two rebounds, one block and one steal against the Blue Raiders. **Utah Valley (11/28):** Added four rebounds, two points and a block. **UT Martin (12/2):** Recorded six points, one rebound, one assist and one block. **Alcorn State (12/6):** Notched her second double-double with 14 points and 10 rebounds against the Braves ... also tied her career high in blocks with four and added an assist. **Georgetown (12/12):** Collected her third double-double with 13 points and a career-high 12 rebounds in the win. **Georgia Tech (12/18):** Had eight points, four rebounds, two assists, one block and one steal. **Grambling State (12/20):** Scored 14 points and added four rebounds and one block. **Lipscomb (12/28):** Recorded 10 points, six rebounds, two steals and a block in 15 minutes of action. **Kentucky (1/7):** Registered six points, five rebounds and two blocks. **Vanderbilt (1/10):** Finished with nine points, three rebounds and a steal in 16 minutes. **Georgia (1/17):** Returned to the starting lineup and had six points, two rebounds, two steals and three timely blocks in the win over the Lady Bulldogs. **Florida (1/21):** Collected a career-high four steals in addition to 11 points, one rebound and a block. **Vanderbilt (1/25):** Scored 12 points and added three rebounds and a pair of blocks in 20 minutes. **Texas A&M (1/28):** Led the game in scoring with 16 points, while adding five rebounds and a block.

|                        |    |
|------------------------|----|
| Games Started          | 19 |
| Double Figure Points   | 10 |
| Double Figure Rebounds | 3  |
| Double-Doubles         | 3  |
| 20-plus Points         | 1  |

|                           |    |
|---------------------------|----|
| Led Alabama in Scoring    | 4  |
| Led Alabama in Rebounding | 4  |
| Led Alabama in Assists    | 2  |
| Led Alabama in Steals     | 0  |
| Led Alabama in Blocks     | 11 |

**2015-16 GAME-BY-GAME STATS**

| OPPONENT         | DATE  | GS | MIN | FG | FGA | PCT  | 3FG | FGA | PCT   | FT | FTA | PCT   | OFF | DEF | TOT | AVG  | PF | A | TO | BLK | STL | PTS | AVG  |
|------------------|-------|----|-----|----|-----|------|-----|-----|-------|----|-----|-------|-----|-----|-----|------|----|---|----|-----|-----|-----|------|
| Alabama A&M      | 11/13 | *  | 22  | 7  | 14  | .500 | 0   | 1   | .000  | 5  | 8   | .625  | 6   | 4   | 10  | 10.0 | 1  | 0 | 1  | 4   | 0   | 19  | 19.0 |
| App. State       | 11/16 | *  | 11  | 1  | 6   | .167 | 0   | 0   | .000  | 0  | 0   | .000  | 2   | 1   | 3   | 6.5  | 5  | 2 | 3  | 0   | 0   | 2   | 10.5 |
| Miss. Valley St. | 11/22 | *  | 23  | 9  | 10  | .900 | 2   | 2   | 1.000 | 1  | 4   | .250  | 1   | 1   | 2   | 5.0  | 2  | 0 | 0  | 3   | 2   | 21  | 14.0 |
| Georgia State    | 11/24 | *  | 17  | 6  | 9   | .667 | 0   | 0   | .000  | 0  | 0   | .000  | 2   | 3   | 5   | 5.0  | 4  | 1 | 0  | 1   | 0   | 12  | 13.5 |
| Middle Tenn.     | 11/27 | *  | 16  | 3  | 8   | .375 | 0   | 0   | .000  | 2  | 2   | 1.000 | 1   | 1   | 2   | 4.4  | 2  | 0 | 2  | 1   | 1   | 8   | 12.4 |
| Utah Valley      | 11/28 | *  | 13  | 1  | 5   | .200 | 0   | 1   | .000  | 0  | 0   | .000  | 3   | 1   | 4   | 4.3  | 4  | 0 | 0  | 1   | 0   | 2   | 10.7 |
| UT Martin        | 12/2  | *  | 17  | 3  | 4   | .750 | 0   | 0   | .000  | 0  | 0   | .000  | 0   | 1   | 1   | 3.9  | 2  | 1 | 0  | 1   | 0   | 6   | 10.0 |
| Alcorn State     | 12/6  | *  | 18  | 5  | 8   | .625 | 2   | 2   | 1.000 | 2  | 2   | 1.000 | 3   | 7   | 10  | 4.6  | 0  | 1 | 0  | 4   | 0   | 14  | 10.5 |
| Georgetown       | 12/12 | *  | 27  | 6  | 10  | .600 | 0   | 3   | .000  | 1  | 2   | .500  | 3   | 9   | 12  | 5.4  | 2  | 0 | 1  | 0   | 0   | 13  | 10.8 |
| North Florida    | 12/14 | *  | 13  | 1  | 4   | .250 | 0   | 0   | .000  | 3  | 4   | .750  | 1   | 1   | 2   | 5.1  | 2  | 0 | 0  | 0   | 0   | 5   | 10.2 |
| Georgia Tech     | 12/18 | *  | 16  | 4  | 7   | .571 | 0   | 1   | .000  | 0  | 0   | .000  | 2   | 2   | 4   | 5.0  | 3  | 2 | 2  | 1   | 1   | 8   | 10.0 |
| Grambling St.    | 12/20 | *  | 18  | 7  | 11  | .636 | 0   | 1   | .000  | 0  | 0   | .000  | 3   | 1   | 4   | 4.9  | 2  | 0 | 1  | 1   | 0   | 14  | 10.3 |
| Lipscomb         | 12/28 | *  | 15  | 5  | 11  | .455 | 0   | 0   | .000  | 0  | 0   | .000  | 3   | 3   | 6   | 5.0  | 1  | 0 | 4  | 1   | 2   | 10  | 10.3 |
| LSU              | 1/3   | *  | 18  | 2  | 5   | .400 | 0   | 3   | .000  | 0  | 0   | .000  | 1   | 2   | 3   | 4.9  | 2  | 0 | 2  | 0   | 0   | 4   | 9.9  |
| Kentucky         | 1/7   | *  | 17  | 3  | 8   | .375 | 0   | 3   | .000  | 0  | 0   | .000  | 1   | 4   | 5   | 4.9  | 4  | 0 | 1  | 2   | 0   | 6   | 9.6  |
| Vanderbilt       | 1/10  | *  | 16  | 4  | 8   | .500 | 1   | 3   | .333  | 0  | 0   | .000  | 2   | 1   | 3   | 4.8  | 1  | 0 | 0  | 0   | 1   | 9   | 9.6  |
| Auburn           | 1/14  | *  | 18  | 2  | 6   | .333 | 2   | 3   | .667  | 2  | 2   | 1.000 | 0   | 1   | 1   | 4.5  | 1  | 0 | 1  | 1   | 0   | 8   | 9.5  |
| Georgia          | 1/17  | *  | 15  | 3  | 7   | .429 | 0   | 3   | .000  | 0  | 0   | .000  | 1   | 1   | 2   | 4.4  | 4  | 0 | 2  | 3   | 2   | 6   | 9.3  |
| Florida          | 1/21  | *  | 22  | 4  | 9   | .444 | 0   | 0   | .000  | 3  | 7   | .429  | 1   | 0   | 1   | 4.2  | 0  | 0 | 2  | 1   | 4   | 11  | 9.4  |
| Vanderbilt       | 1/25  | *  | 20  | 5  | 6   | .833 | 2   | 2   | 1.000 | 0  | 0   | .000  | 2   | 1   | 3   | 4.2  | 4  | 0 | 1  | 2   | 0   | 12  | 9.5  |
| Texas A&M        | 1/28  | *  | 20  | 7  | 12  | .583 | 1   | 3   | .333  | 1  | 1   | 1.000 | 2   | 3   | 5   | 4.2  | 3  | 0 | 0  | 1   | 0   | 16  | 9.8  |
| Tennessee        | 1/31  | *  | 25  | 2  | 6   | .333 | 0   | 0   | .000  | 0  | 0   | .000  | 1   | 3   | 4   | 4.2  | 2  | 2 | 1  | 3   | 1   | 4   | 9.4  |
| Ole Miss         | 2/4   | *  | 16  | 1  | 5   | .200 | 0   | 1   | .000  | 2  | 2   | 1.000 | 1   | 1   | 2   | 4.1  | 1  | 2 | 1  | 2   | 0   | 4   | 9.3  |
| Auburn           | 2/7   | *  | 17  | 3  | 6   | .500 | 0   | 0   | .000  | 3  | 3   | 1.000 | 4   | 0   | 4   | 4.1  | 2  | 1 | 2  | 0   | 0   | 9   | 9.3  |
| Missouri         | 2/11  | *  | 14  | 2  | 5   | .400 | 0   | 1   | .000  | 0  | 0   | .000  | 0   | 2   | 2   | 4.0  | 1  | 0 | 2  | 0   | 0   | 4   | 9.1  |

**CAREER STATS**

| Year         | GP        | GS        | Min        | Avg         | FG         | FGA        | Pct         | 3FG       | 3FGA      | Pct         | FT        | FTA       | Pct         | Off       | Def        | Tot        | Avg        | PF         | FO       | A         | TO        | Blk       | Stl       | Pts        | Avg        |
|--------------|-----------|-----------|------------|-------------|------------|------------|-------------|-----------|-----------|-------------|-----------|-----------|-------------|-----------|------------|------------|------------|------------|----------|-----------|-----------|-----------|-----------|------------|------------|
| 2014-15      | 29        | 0         | 427        | 14.7        | 55         | 149        | .369        | 10        | 56        | .179        | 27        | 41        | .659        | 33        | 69         | 102        | 3.5        | 66         | 2        | 15        | 27        | 25        | 11        | 147        | 5.1        |
| 2015-16      | 25        | 19        | 444        | 17.8        | 96         | 190        | .505        | 10        | 33        | .303        | 25        | 37        | .676        | 46        | 54         | 100        | 4.0        | 55         | 1        | 12        | 29        | 33        | 14        | 227        | 9.1        |
| <b>TOTAL</b> | <b>54</b> | <b>19</b> | <b>871</b> | <b>16.1</b> | <b>151</b> | <b>339</b> | <b>.445</b> | <b>20</b> | <b>89</b> | <b>.225</b> | <b>52</b> | <b>78</b> | <b>.667</b> | <b>79</b> | <b>123</b> | <b>202</b> | <b>3.7</b> | <b>121</b> | <b>3</b> | <b>27</b> | <b>56</b> | <b>58</b> | <b>25</b> | <b>374</b> | <b>6.9</b> |





2

6-0 • Freshman

Guard

**TRISTA MAGEE**

Ellisville, Miss. (Presbyterian Christian)

**CAREER HIGHS**

|             |                                         |
|-------------|-----------------------------------------|
| Points      | 9 at UT Martin (12/2/15)                |
| Rebounds    | 4 vs. Georgia State (11/24/15)          |
| FG Made     | 3 - 2X, last at Georgia Tech (12/18/15) |
| FG Att.     | 7 - 2X, last at Georgia Tech (12/18/15) |
| 3PT FG Made | 3 at UT Martin (12/2/15)                |
| 3PT FG Att. | 5 - 2X, last at Georgia Tech (12/18/15) |
| FT Made     | 2 - 3X, last vs. LSU (1/3/16)           |
| FT Att.     | 2 - 3X, last vs. LSU (1/3/16)           |
| Assists     | 1 - 6X, last vs. Georgia (1/17/16)      |
| Steals      | 2 - 3X, last at Auburn (1/14/16)        |
| Blocks      | 1 at Tennessee (1/31/16)                |
| Minutes     | 23 vs. Alcorn State (12/6/15)           |

**SEC HIGHS**

|             |                                    |
|-------------|------------------------------------|
| Points      | 2 vs. LSU (1/3/16)                 |
| Rebounds    | 2 vs. Texas A&M (1/28/16)          |
| FG Made     |                                    |
| FG Att.     | 3 - 2X, last at Auburn (1/14/16)   |
| 3PT FG Made |                                    |
| 3PT FG Att. | 3 - 2X, last at Auburn (1/14/16)   |
| FT Made     | 2 vs. LSU (1/3/16)                 |
| FT Att.     | 2 vs. LSU (1/3/16)                 |
| Assists     | 1 - 3X, last vs. Georgia (1/17/16) |
| Steals      | 2 at Auburn (1/14/16)              |
| Blocks      | 1 at Tennessee (1/31/16)           |
| Minutes     | 13 - 2X, last at Auburn (1/14/16)  |

**2015-16 SEASON HIGHS**

|             |                                      |
|-------------|--------------------------------------|
| Points      | 9 at UT Martin (12/2)                |
| Rebounds    | 4 vs. Georgia State (11/24)          |
| FG Made     | 3 - 2X, last at Georgia Tech (12/18) |
| FG Att.     | 7 - 2X, last at Georgia Tech (12/18) |
| 3PT FG Made | 3 at UT Martin (12/2)                |
| 3PT FG Att. | 5 - 2X, last at Georgia Tech (12/18) |
| FT Made     | 2 - 3X, last vs. LSU (1/3)           |
| FT Att.     | 2 - 3X, last vs. LSU (1/3)           |
| Assists     | 1 - 6X, last vs. Georgia (1/17)      |
| Steals      | 2 - 3X, last at Auburn (1/14)        |
| Blocks      | 1 at Tennessee (1/31)                |
| Minutes     | 23 vs. Alcorn State (12/6)           |

**2015-16 NOTES**

- Out for the duration of the season with a left hip injury.

**Georgia State (11/24):** Saw the first action of her collegiate career on Nov. 24 after being sidelined the first three games due to injury (shin splints) ... played 17 minutes against the Panthers and finished with three points, four rebounds and two steals. **Middle Tennessee (11/27):** Hit a three-pointer and added three rebounds and a steal in the win over the Blue Raiders. **UT Martin (12/2):** Scored a season-best nine points, all coming from three-point range, and added two steals, one rebound and an assist. **North Florida (12/14):** Had five points, one rebound and an assist in the win over the Ospreys. **Georgia Tech (12/18):** Scored eight points and added a rebound. **Grambling State (12/28):** Recorded five points, two rebounds and an assist. **LSU (1/3):** Had two points, one rebound and one assist in her SEC debut.

|                        |   |
|------------------------|---|
| Games Started          | 0 |
| Double Figure Points   | 0 |
| Double Figure Rebounds | 0 |
| Double-Doubles         | 0 |
| 20-plus Points         | 0 |

|                           |   |
|---------------------------|---|
| Led Alabama in Scoring    | 0 |
| Led Alabama in Rebounding | 0 |
| Led Alabama in Assists    | 0 |
| Led Alabama in Steals     | 1 |
| Led Alabama in Blocks     | 0 |

**2015-16 GAME-BY-GAME STATS**

| OPPONENT         | DATE  | GS | MIN | FG | FGA  | PCT          | 3FG | 3FGA  | PCT | FT | FTA   | PCT | OFF | DEF | TOT | AVG | PF | A | TO | BLK | STL | PTS | AVG |  |
|------------------|-------|----|-----|----|------|--------------|-----|-------|-----|----|-------|-----|-----|-----|-----|-----|----|---|----|-----|-----|-----|-----|--|
| Alabama A&M      | 11/13 |    |     |    |      | DNP - Injury |     |       |     |    |       |     |     |     |     |     |    |   |    |     |     |     |     |  |
| App. State       | 11/16 |    |     |    |      | DNP - Injury |     |       |     |    |       |     |     |     |     |     |    |   |    |     |     |     |     |  |
| Miss. Valley St. | 11/22 |    |     |    |      | DNP - Injury |     |       |     |    |       |     |     |     |     |     |    |   |    |     |     |     |     |  |
| Georgia State    | 11/24 | 17 | 1   | 4  | .250 | 1            | 3   | .333  | 0   | 0  | .000  | 1   | 3   | 4   | 4.0 | 1   | 0  | 1 | 0  | 2   | 3   | 3.0 |     |  |
| Middle Tenn.     | 11/27 | 14 | 1   | 2  | .500 | 1            | 1   | 1.000 | 0   | 0  | .000  | 1   | 2   | 3   | 3.5 | 1   | 0  | 0 | 0  | 1   | 3   | 3.0 |     |  |
| Utah Valley      | 11/28 | 10 | 0   | 3  | .000 | 0            | 3   | .000  | 0   | 0  | .000  | 0   | 0   | 0   | 2.3 | 2   | 0  | 1 | 0  | 0   | 0   | 2.0 |     |  |
| UT Martin        | 12/2  | 21 | 3   | 7  | .429 | 3            | 5   | .600  | 0   | 0  | .000  | 0   | 1   | 1   | 2.0 | 2   | 1  | 0 | 0  | 2   | 9   | 3.8 |     |  |
| Alcorn State     | 12/6  | 23 | 1   | 4  | .250 | 1            | 4   | .250  | 0   | 0  | .000  | 0   | 2   | 2   | 2.0 | 1   | 0  | 1 | 0  | 0   | 3   | 3.6 |     |  |
| Georgetown       | 12/12 | 17 | 0   | 2  | .000 | 0            | 2   | .000  | 0   | 0  | .000  | 1   | 1   | 2   | 2.0 | 2   | 0  | 2 | 0  | 0   | 0   | 3.0 |     |  |
| North Florida    | 12/14 | 22 | 1   | 3  | .333 | 1            | 3   | .333  | 2   | 2  | 1.000 | 0   | 1   | 1   | 1.9 | 2   | 1  | 0 | 0  | 0   | 5   | 3.3 |     |  |
| Georgia Tech     | 12/18 | 20 | 3   | 7  | .429 | 2            | 5   | .400  | 0   | 0  | .000  | 0   | 1   | 1   | 1.8 | 2   | 0  | 2 | 0  | 0   | 8   | 3.9 |     |  |
| Grambling St.    | 12/20 | 19 | 1   | 2  | .500 | 1            | 1   | 1.000 | 2   | 2  | 1.000 | 0   | 2   | 2   | 1.8 | 1   | 1  | 0 | 0  | 0   | 5   | 4.0 |     |  |
| Lipscomb         | 12/28 | 17 | 0   | 1  | .000 | 0            | 1   | .000  | 0   | 0  | .000  | 0   | 3   | 3   | 1.9 | 2   | 0  | 0 | 0  | 0   | 0   | 3.6 |     |  |
| LSU              | 1/3   | 8  | 0   | 3  | .000 | 0            | 3   | .000  | 2   | 2  | 1.000 | 1   | 0   | 1   | 1.8 | 1   | 1  | 0 | 0  | 0   | 2   | 3.5 |     |  |
| Kentucky         | 1/7   | 13 | 0   | 2  | .000 | 0            | 1   | .000  | 0   | 0  | .000  | 0   | 0   | 0   | 1.7 | 0   | 1  | 0 | 0  | 0   | 0   | 3.2 |     |  |
| Vanderbilt       | 1/10  | 4  | 0   | 2  | .000 | 0            | 2   | .000  | 0   | 0  | .000  | 0   | 1   | 1   | 1.6 | 0   | 0  | 0 | 0  | 0   | 0   | 2.9 |     |  |
| Auburn           | 1/14  | 13 | 0   | 3  | .000 | 0            | 3   | .000  | 0   | 0  | .000  | 0   | 0   | 0   | 1.5 | 2   | 0  | 1 | 0  | 0   | 2   | 2.7 |     |  |
| Georgia          | 1/17  | 6  | 0   | 1  | .000 | 0            | 1   | .000  | 0   | 0  | .000  | 0   | 1   | 1   | 1.5 | 0   | 1  | 0 | 0  | 0   | 0   | 2.5 |     |  |
| Florida          | 1/21  | 4  | 0   | 0  | .000 | 0            | 0   | .000  | 0   | 0  | .000  | 0   | 0   | 0   | 1.4 | 0   | 0  | 0 | 0  | 0   | 1   | 2.4 |     |  |
| Vanderbilt       | 1/25  | 6  | 0   | 1  | .000 | 0            | 1   | .000  | 0   | 0  | .000  | 0   | 0   | 0   | 1.3 | 1   | 0  | 0 | 0  | 0   | 0   | 2.2 |     |  |
| Texas A&M        | 1/28  | 12 | 0   | 1  | .000 | 0            | 0   | .000  | 0   | 0  | .000  | 0   | 2   | 2   | 1.3 | 2   | 0  | 1 | 0  | 0   | 0   | 2.1 |     |  |
| Tennessee        | 1/31  | 15 | 0   | 0  | .000 | 0            | 0   | .000  | 0   | 0  | .000  | 0   | 3   | 3   | 1.4 | 0   | 0  | 0 | 1  | 0   | 0   | 2.0 |     |  |
| Ole Miss         | 2/4   |    |     |    |      | DNP - Injury |     |       |     |    |       |     |     |     |     |     |    |   |    |     |     |     |     |  |
| Auburn           | 2/7   |    |     |    |      | DNP - Injury |     |       |     |    |       |     |     |     |     |     |    |   |    |     |     |     |     |  |
| Missouri         | 2/11  |    |     |    |      | DNP - Injury |     |       |     |    |       |     |     |     |     |     |    |   |    |     |     |     |     |  |

**CAREER STATS**

| Year    | GP | GS | Min | Avg  | FG | FGA | Pct  | 3FG | 3FGA | Pct  | FT | FTA | Pct   | Off | Def | Tot | Avg | PF | FO | A | TO | Blk | Stl | Pts | Avg |
|---------|----|----|-----|------|----|-----|------|-----|------|------|----|-----|-------|-----|-----|-----|-----|----|----|---|----|-----|-----|-----|-----|
| 2015-16 | 19 | 0  | 261 | 13.7 | 11 | 48  | .229 | 10  | 39   | .256 | 6  | 6   | 1.000 | 4   | 23  | 27  | 1.4 | 22 | 0  | 6 | 9  | 1   | 8   | 38  | 2.0 |



3

6-1 • Senior

Guard

**KHADIJAH CARTER**

Goodrich, Texas (Jacksonville College)

**CAREER HIGHS**

|             |                                              |
|-------------|----------------------------------------------|
| Points      | 15 vs. Wisconsin (11/21/13)                  |
| Rebounds    | 8 - 2X, last vs. Houston (12/8/13)           |
| FG Made     | 6 vs. Wisconsin (11/21/13)                   |
| FG Att.     | 10 vs. Wisconsin (11/21/13)                  |
| 3PT FG Made | 3 - 2X, last vs. Wisconsin (11/21/13)        |
| 3PT FG Att. | 6 - 2X, last vs. Miss. Valley St. (11/22/15) |
| FT Made     | 5 vs. Mississippi Valley State (11/22/15)    |
| FT Att.     | 6 vs. Jacksonville (12/17/13)                |
| Assists     | 3 vs. Cal State Fullerton (11/30/13)         |
| Steals      | 4 vs. Alabama A&M (11/13/15)                 |
| Blocks      | 3 - 4X, last vs. Alabama A&M (11/13/15)      |
| Minutes     | 35 vs. Houston (12/8/13)                     |

**SEC HIGHS**

|             |                                           |
|-------------|-------------------------------------------|
| Points      | 8 - 2X, last vs. Auburn (1/22/15)         |
| Rebounds    | 5 vs. Georgia (1/26/14)                   |
| FG Made     | 3 - 2X, last vs. Auburn (1/22/15)         |
| FG Att.     | 6 - 3X, last vs. Auburn (1/22/15)         |
| 3PT FG Made | 1 - 4X, last vs. Vanderbilt (1/25/15)     |
| 3PT FG Att. | 4 at Texas A&M (1/5/14)                   |
| FT Made     | 4 - 2X, last vs. Georgia (1/17/16)        |
| FT Att.     | 4 - 2X, last vs. Georgia (1/17/16)        |
| Assists     | 2 vs. Georgia (1/26/14)                   |
| Steals      | 2 - 5X, last vs. Georgia (1/17/16)        |
| Blocks      | 3 vs. Kentucky (1/2/14)                   |
| Minutes     | 28 - 2X, last at South Carolina (1/19/14) |

**2015-16 SEASON HIGHS**

|             |                                        |
|-------------|----------------------------------------|
| Points      | 13 vs. Alabama A&M (11/13)             |
| Rebounds    | 5 vs. Appalachian State (11/16)        |
| FG Made     | 4 vs. Alabama A&M (11/13)              |
| FG Att.     | 8 vs. Alabama A&M (11/13)              |
| 3PT FG Made | 2 vs. Mississippi Valley State (11/22) |
| 3PT FG Att. | 6 vs. Mississippi Valley State (11/22) |
| FT Made     | 5 vs. Mississippi Valley State (11/22) |
| FT Att.     | 5 vs. Mississippi Valley State (11/22) |
| Assists     | 2 vs. Alabama A&M (11/13)              |
| Steals      | 4 vs. Alabama A&M (11/13)              |
| Blocks      | 3 vs. Alabama A&M (11/13)              |
| Minutes     | 21 vs. Alabama A&M (11/13)             |

**2015-16 NOTES**

**Alabama A&M (11/13):** Scored 13 points and added a career-high four steals, career-high tying three blocks and two assists in 21 minutes off the bench in the season opener. **Appalachian State (11/16):** Had five points and five rebounds in 15 minutes of reserve action. **Mississippi Valley State (11/22):** Recorded her second double-digit scoring game of the season finishing with 11 points while adding four rebounds, two blocks, two steals and an assist ... went 5-for-5 from the line to improve her season count to a perfect 11-for-11. **Georgia State (11/24):** Had two points in eight minutes vs. the Panthers. **Kentucky (1/7):** Added four points and a rebound. **Georgia (1/17):** Went 4-for-4 from the free throw line, finishing with six points, two steals and an assist in the win.

|                        |   |
|------------------------|---|
| Games Started          | 0 |
| Double Figure Points   | 2 |
| Double Figure Rebounds | 0 |
| Double-Doubles         | 0 |
| 20-plus Points         | 0 |

|                           |   |
|---------------------------|---|
| Led Alabama in Scoring    | 0 |
| Led Alabama in Rebounding | 0 |
| Led Alabama in Assists    | 0 |
| Led Alabama in Steals     | 1 |
| Led Alabama in Blocks     | 0 |

**2015-16 GAME-BY-GAME STATS**

| OPPONENT         | DATE  | GS | MIN | FG | FGA   | PCT | 3FG | 3FGA | PCT | FT | FTA   | PCT | OFF | DEF | TOT | AVG | PF | A | TO | BLK | STL | PTS  | AVG |
|------------------|-------|----|-----|----|-------|-----|-----|------|-----|----|-------|-----|-----|-----|-----|-----|----|---|----|-----|-----|------|-----|
| Alabama A&M      | 11/13 | 21 | 4   | 8  | .500  | 1   | 5   | .200 | 4   | 4  | 1.000 | 0   | 3   | 3   | 3.0 | 0   | 2  | 2 | 3  | 4   | 13  | 13.0 |     |
| App. State       | 11/16 | 15 | 1   | 5  | .200  | 1   | 3   | .333 | 2   | 2  | 1.000 | 0   | 5   | 5   | 4.0 | 1   | 0  | 0 | 0  | 0   | 5   | 9.0  |     |
| Miss. Valley St. | 11/22 | 18 | 2   | 7  | .286  | 2   | 6   | .333 | 5   | 5  | 1.000 | 1   | 3   | 4   | 4.0 | 1   | 1  | 0 | 2  | 2   | 11  | 9.7  |     |
| Georgia State    | 11/24 | 8  | 1   | 4  | .250  | 0   | 3   | .000 | 0   | 0  | .000  | 0   | 0   | 0   | 3.0 | 2   | 0  | 0 | 0  | 0   | 2   | 7.8  |     |
| Middle Tenn.     | 11/27 | 5  | 0   | 0  | .000  | 0   | 0   | .000 | 0   | 0  | .000  | 0   | 0   | 0   | 2.4 | 1   | 0  | 1 | 0  | 0   | 0   | 6.2  |     |
| Utah Valley      | 11/28 | 4  | 0   | 0  | .000  | 0   | 0   | .000 | 0   | 0  | .000  | 0   | 0   | 0   | 2.0 | 0   | 0  | 0 | 0  | 0   | 0   | 5.2  |     |
| UT Martin        | 12/2  | 3  | 0   | 1  | .000  | 0   | 1   | .000 | 0   | 0  | .000  | 0   | 1   | 1   | 1.9 | 0   | 0  | 0 | 0  | 0   | 0   | 4.4  |     |
| Alcorn State     | 12/6  |    |     |    |       |     |     |      |     |    |       |     |     |     |     |     |    |   |    |     |     |      |     |
| Georgetown       | 12/12 |    |     |    |       |     |     |      |     |    |       |     |     |     |     |     |    |   |    |     |     |      |     |
| North Florida    | 12/14 | 5  | 0   | 1  | .000  | 0   | 1   | .000 | 0   | 0  | .000  | 1   | 1   | 2   | 1.9 | 0   | 0  | 0 | 0  | 0   | 0   | 3.9  |     |
| Georgia Tech     | 12/18 |    |     |    |       |     |     |      |     |    |       |     |     |     |     |     |    |   |    |     |     |      |     |
| Grambling St.    | 12/20 | 5  | 0   | 0  | .000  | 0   | 0   | .000 | 0   | 0  | .000  | 0   | 0   | 0   | 1.7 | 1   | 0  | 0 | 1  | 0   | 0   | 3.4  |     |
| Lipscomb         | 12/28 | 1  | 0   | 0  | .000  | 0   | 0   | .000 | 0   | 0  | .000  | 0   | 0   | 0   | 1.5 | 0   | 0  | 0 | 0  | 0   | 0   | 3.1  |     |
| LSU              | 1/3   | 1  | 0   | 0  | .000  | 0   | 0   | .000 | 0   | 0  | .000  | 0   | 0   | 0   | 1.4 | 0   | 0  | 0 | 0  | 0   | 0   | 2.8  |     |
| Kentucky         | 1/7   | 11 | 2   | 5  | .400  | 0   | 2   | .000 | 0   | 0  | .000  | 0   | 1   | 1   | 1.3 | 0   | 0  | 1 | 0  | 0   | 4   | 2.9  |     |
| Vanderbilt       | 1/10  | 1  | 0   | 0  | .000  | 0   | 0   | .000 | 0   | 0  | .000  | 0   | 1   | 1   | 1.3 | 0   | 0  | 0 | 0  | 0   | 0   | 2.7  |     |
| Auburn           | 1/14  | 1  | 0   | 1  | .000  | 0   | 1   | .000 | 0   | 0  | .000  | 0   | 0   | 0   | 1.2 | 0   | 0  | 0 | 0  | 0   | 0   | 2.5  |     |
| Georgia          | 1/17  | 6  | 1   | 2  | .500  | 0   | 1   | .000 | 4   | 4  | 1.000 | 0   | 0   | 0   | 1.1 | 1   | 1  | 0 | 0  | 2   | 6   | 2.7  |     |
| Florida          | 1/21  | 10 | 0   | 1  | .000  | 0   | 1   | .000 | 1   | 2  | .500  | 0   | 0   | 0   | 1.1 | 0   | 0  | 1 | 0  | 0   | 1   | 2.6  |     |
| Vanderbilt       | 1/25  | 10 | 1   | 1  | 1.000 | 0   | 0   | .000 | 0   | 0  | .000  | 1   | 0   | 1   | 1.1 | 0   | 0  | 1 | 1  | 1   | 2   | 2.6  |     |
| Texas A&M        | 1/28  | 4  | 0   | 1  | .000  | 0   | 0   | .000 | 0   | 0  | .000  | 0   | 1   | 1   | 1.1 | 0   | 0  | 0 | 0  | 0   | 0   | 2.4  |     |
| Tennessee        | 1/31  | 11 | 1   | 2  | .500  | 0   | 0   | .000 | 0   | 0  | .000  | 0   | 1   | 1   | 1.1 | 0   | 1  | 0 | 0  | 0   | 2   | 2.4  |     |
| Ole Miss         | 2/4   | 3  | 0   | 0  | .000  | 0   | 0   | .000 | 0   | 0  | .000  | 0   | 1   | 1   | 1.0 | 0   | 0  | 1 | 0  | 0   | 0   | 2.3  |     |
| Auburn           | 2/8   | 4  | 0   | 0  | .000  | 0   | 0   | .000 | 0   | 0  | .000  | 0   | 0   | 0   | 1.0 | 0   | 0  | 0 | 0  | 0   | 0   | 2.2  |     |
| Missouri         | 2/11  | 4  | 0   | 0  | .000  | 0   | 0   | .000 | 0   | 0  | .000  | 0   | 1   | 1   | 1.0 | 1   | 0  | 1 | 0  | 0   | 0   | 2.1  |     |

**CAREER STATS**

| Year         | GP        | GS        | Min        | Avg         | FG        | FGA        | Pct         | 3FG       | 3FGA       | Pct         | FT        | FTA       | Pct         | Off       | Def        | Tot        | Avg        | PF        | FO       | A         | TO        | Blk       | Stl       | Pts        | Avg        |
|--------------|-----------|-----------|------------|-------------|-----------|------------|-------------|-----------|------------|-------------|-----------|-----------|-------------|-----------|------------|------------|------------|-----------|----------|-----------|-----------|-----------|-----------|------------|------------|
| 2013-14      | 30        | 19        | 548        | 18.3        | 39        | 117        | .333        | 20        | 74         | .270        | 19        | 27        | .704        | 20        | 70         | 90         | 3.0        | 40        | 0        | 17        | 25        | 19        | 21        | 117        | 3.9        |
| 2014-15      | 20        | 0         | 104        | 5.2         | 9         | 32         | .281        | 2         | 19         | .105        | 4         | 9         | .444        | 4         | 15         | 19         | 1.0        | 5         | 0        | 0         | 11        | 2         | 7         | 24         | 1.2        |
| 2015-16      | 22        | 0         | 151        | 6.9         | 13        | 39         | .333        | 4         | 24         | .167        | 16        | 17        | .941        | 3         | 19         | 22         | 1.0        | 8         | 0        | 5         | 8         | 7         | 9         | 46         | 2.1        |
| <b>TOTAL</b> | <b>72</b> | <b>19</b> | <b>803</b> | <b>11.2</b> | <b>61</b> | <b>188</b> | <b>.324</b> | <b>26</b> | <b>117</b> | <b>.222</b> | <b>39</b> | <b>53</b> | <b>.736</b> | <b>27</b> | <b>104</b> | <b>131</b> | <b>1.8</b> | <b>53</b> | <b>0</b> | <b>22</b> | <b>44</b> | <b>28</b> | <b>37</b> | <b>187</b> | <b>2.6</b> |



5

5-9 • Junior

Guard

**BREANNA HAYDEN**

Dallas, Texas (Baylor)

**CAREER HIGHS**

|             |                                                 |
|-------------|-------------------------------------------------|
| Points      | 20 vs. Utah Valley (11/28/15)                   |
| Rebounds    | 8 vs. Vanderbilt (1/10/16)                      |
| FG Made     | 8 vs. Utah Valley (11/28/15)                    |
| FG Att.     | 13 vs. Mercer (12/14/14)                        |
| 3PT FG Made | 1 - 5X, last at Kentucky (1/7/16)               |
| 3PT FG Att. | 3 - 2X, last vs. Arkansas-Pine Bluff (12/16/14) |
| FT Made     | 7 vs. Appalachian State (11/16/15)              |
| FT Att.     | 8 - 2X, last vs. Appalachian State (11/16/15)   |
| Assists     | 7 at UT Martin (12/2/15)                        |
| Steals      | 4 at Ole Miss (1/11/15)                         |
| Blocks      | 2 - 2X, last vs. Grambling State (12/20/15)     |
| Minutes     | 32 vs. Vanderbilt (3/4/15)                      |

**SEC HIGHS**

|             |                                        |
|-------------|----------------------------------------|
| Points      | 16 at Ole Miss (1/11/15)               |
| Rebounds    | 8 vs. Vanderbilt (1/10/16)             |
| FG Made     | 7 at Ole Miss (1/11/15)                |
| FG Att.     | 10 - 2X, last vs. Vanderbilt (1/10/16) |
| 3PT FG Made | 1 - 2X, last at Kentucky (1/7/16)      |
| 3PT FG Att. | 1 - 8X, last vs. Georgia (1/17/16)     |
| FT Made     | 3 - 2X, last at Tennessee (1/31/16)    |
| FT Att.     | 4 - 3X, last at Tennessee (1/31/16)    |
| Assists     | 5 - 3X, last at Florida (1/21/16)      |
| Steals      | 4 at Ole Miss (1/11/15)                |
| Blocks      | 1 - 2X, last vs. Ole Miss (2/4/16)     |
| Minutes     | 32 vs. Vanderbilt (3/4/15)             |

**2015-16 SEASON HIGHS**

|             |                                          |
|-------------|------------------------------------------|
| Points      | 20 vs. Utah Valley (11/28)               |
| Rebounds    | 8 vs. Vanderbilt (1/10)                  |
| FG Made     | 8 vs. Utah Valley (11/28)                |
| FG Att.     | 12 vs. Grambling State (12/20)           |
| 3PT FG Made | 1 - 4X, last at Kentucky (1/7)           |
| 3PT FG Att. | 2 - 3X, last vs. Lipscomb (12/28)        |
| FT Made     | 7 vs. Appalachian State (11/16)          |
| FT Att.     | 8 vs. Appalachian State (11/16)          |
| Assists     | 7 at UT Martin (12/2)                    |
| Steals      | 3 - 2X, last vs. Ole Miss (2/4)          |
| Blocks      | 2 - 2X, last vs. Grambling State (12/20) |
| Minutes     | 31 vs. Grambling State (12/20)           |

**2015-16 NOTES**

**Appalachian State (11/16):** Added 13 points, five rebounds, one assist and one steal in the win over the Mountaineers. **Mississippi Valley State (11/22):** Had seven points, three rebounds, one assist and one steal in 21 minutes of action off the bench. **Georgia State (11/24):** Collected one rebound in three minutes against the Panthers. **Middle Tennessee (11/27):** Recorded four points, three rebounds and two assists for the Tide against the Blue Raiders. **Utah Valley (11/28):** Scored a career-high 20 points, shooting 8-for-10 from the field and 4-for-4 from the free throw line. **UT Martin (12/2):** Dished out a career-high seven assists and added six points, two rebounds and a pair of blocks in 23 minutes off the bench. **Alcorn State (12/6):** Contributed 10 points, five rebounds, three assists, three steals and a block in 17 minutes. **Georgetown (12/12):** Added 11 points, six rebounds, one assist and one steal in the win over the Hoyas. **North Florida (12/14):** Had 10 points, two rebounds, two assists and a block. **Grambling State (12/20):** Recorded 15 points, six rebounds, four assists, two blocks and a steal in the win. **Lipscomb (12/28):** Chipped in 13 point, six rebounds and two assists. **LSU (1/3):** Netted eight points, five rebounds, three assists and a steal. **Vanderbilt (1/10):** In her first start of the season, finished with a team-high 10 points and a career-best eight rebounds while adding two assists and two steals. **Auburn (1/14):** Tied her SEC game high with five assists.

|                        |   |
|------------------------|---|
| Games Started          | 2 |
| Double Figure Points   | 8 |
| Double Figure Rebounds | 0 |
| Double-Doubles         | 0 |
| 20-plus Points         | 1 |

|                           |   |
|---------------------------|---|
| Led Alabama in Scoring    | 2 |
| Led Alabama in Rebounding | 2 |
| Led Alabama in Assists    | 7 |
| Led Alabama in Steals     | 0 |
| Led Alabama in Blocks     | 2 |

**2015-16 GAME-BY-GAME STATS**

| OPPONENT         | DATE  | GS | MIN | FG                   | FGA   | PCT  | 3FG | FGA   | PCT  | FT | FTA   | PCT  | OFF | DEF | TOT | AVG | PF | A | TO | BLK | STL | PTS  | AVG |
|------------------|-------|----|-----|----------------------|-------|------|-----|-------|------|----|-------|------|-----|-----|-----|-----|----|---|----|-----|-----|------|-----|
| Alabama A&M      | 11/13 |    |     | DNP-Coach's Decision |       |      |     |       |      |    |       |      |     |     |     |     |    |   |    |     |     |      |     |
| App. State       | 11/16 | 18 | 3   | 7                    | .429  | 0    | 0   | .000  | 7    | 8  | .875  | 2    | 3   | 5   | 5.0 | 1   | 1  | 0 | 0  | 1   | 13  | 13.0 |     |
| Miss. Valley St. | 11/22 | 21 | 2   | 5                    | .400  | 0    | 1   | .000  | 3    | 4  | .750  | 1    | 2   | 3   | 4.0 | 2   | 1  | 0 | 0  | 1   | 7   | 10.0 |     |
| Georgia State    | 11/24 | 3  | 0   | 1                    | .000  | 0    | 0   | .000  | 0    | 2  | .000  | 1    | 0   | 1   | 3.0 | 0   | 0  | 0 | 0  | 0   | 0   | 6.7  |     |
| Middle Tenn.     | 11/27 | 22 | 1   | 6                    | .167  | 0    | 1   | .000  | 2    | 2  | 1.000 | 1    | 2   | 3   | 3.0 | 2   | 5  | 0 | 0  | 0   | 4   | 6.0  |     |
| Utah Valley      | 11/28 | 22 | 8   | 10                   | .800  | 0    | 1   | .000  | 4    | 4  | 1.000 | 0    | 4   | 4   | 3.2 | 1   | 2  | 1 | 0  | 0   | 20  | 8.8  |     |
| UT Martin        | 12/2  | 23 | 3   | 9                    | .333  | 0    | 2   | .000  | 0    | 0  | .000  | 0    | 2   | 2   | 3.0 | 4   | 7  | 2 | 2  | 0   | 6   | 8.3  |     |
| Alcorn State     | 12/6  | 17 | 5   | 9                    | .556  | 0    | 0   | .000  | 0    | 0  | .000  | 1    | 4   | 5   | 3.3 | 0   | 3  | 3 | 1  | 3   | 10  | 8.6  |     |
| Georgetown       | 12/12 | 25 | 2   | 6                    | .333  | 1    | 1   | 1.000 | 6    | 6  | 1.000 | 2    | 4   | 6   | 3.6 | 2   | 1  | 2 | 0  | 1   | 11  | 8.9  |     |
| North Florida    | 12/14 | 22 | 4   | 8                    | .500  | 0    | 1   | .000  | 2    | 4  | .500  | 0    | 2   | 2   | 3.4 | 1   | 2  | 2 | 1  | 0   | 10  | 9.0  |     |
| Georgia Tech     | 12/18 | 18 | 1   | 4                    | .250  | 0    | 1   | .000  | 1    | 2  | .500  | 1    | 2   | 3   | 3.4 | 0   | 1  | 3 | 0  | 1   | 3   | 8.4  |     |
| Grambling St.    | 12/20 | 31 | 6   | 12                   | .500  | 1    | 2   | .500  | 2    | 3  | .667  | 1    | 5   | 6   | 3.6 | 0   | 4  | 1 | 2  | 1   | 15  | 9.0  |     |
| Lipscomb         | 12/28 | 25 | 5   | 9                    | .556  | 1    | 2   | .500  | 2    | 2  | 1.000 | 1    | 5   | 6   | 3.8 | 0   | 2  | 2 | 0  | 0   | 13  | 9.3  |     |
| LSU              | 1/3   | 27 | 4   | 4                    | 1.000 | 0    | 0   | .000  | 0    | 2  | .000  | 3    | 2   | 5   | 3.9 | 0   | 3  | 2 | 0  | 1   | 8   | 9.2  |     |
| Kentucky         | 1/7   | 25 | 1   | 8                    | .125  | 1    | 1   | 1.000 | 0    | 0  | .000  | 1    | 1   | 2   | 3.8 | 3   | 1  | 3 | 0  | 0   | 3   | 8.8  |     |
| Vanderbilt       | 1/10  | *  | 28  | 5                    | 10    | .500 | 0   | 1     | .000 | 0  | 0     | .000 | 4   | 4   | 8   | 4.1 | 4  | 2 | 4  | 0   | 2   | 10   | 8.9 |
| Auburn           | 1/14  | *  | 28  | 1                    | 4     | .250 | 0   | 1     | .000 | 1  | 2     | .500 | 1   | 2   | 3   | 4.0 | 2  | 5 | 3  | 0   | 1   | 3    | 8.5 |
| Georgia          | 1/17  | 17 | 0   | 4                    | .000  | 0    | 1   | .000  | 2    | 2  | 1.000 | 0    | 2   | 2   | 3.9 | 3   | 2  | 2 | 0  | 0   | 2   | 8.1  |     |
| Florida          | 1/21  | 27 | 1   | 3                    | .333  | 0    | 1   | .000  | 0    | 0  | .000  | 0    | 4   | 4   | 3.9 | 1   | 5  | 3 | 0  | 0   | 2   | 7.8  |     |
| Vanderbilt       | 1/25  |    |     | DNP-Coach's Decision |       |      |     |       |      |    |       |      |     |     |     |     |    |   |    |     |     |      |     |
| Texas A&M        | 1/28  | 16 | 1   | 3                    | .333  | 0    | 0   | .000  | 0    | 0  | .000  | 2    | 0   | 2   | 3.8 | 0   | 2  | 1 | 0  | 2   | 2   | 7.5  |     |
| Tennessee        | 1/31  | 16 | 0   | 2                    | .000  | 0    | 0   | .000  | 3    | 4  | .750  | 0    | 1   | 1   | 3.7 | 1   | 0  | 3 | 0  | 1   | 3   | 7.3  |     |
| Ole Miss         | 2/4   | 21 | 0   | 1                    | .000  | 0    | 0   | .000  | 0    | 0  | .000  | 1    | 2   | 3   | 3.6 | 2   | 2  | 4 | 1  | 3   | 0   | 6.9  |     |
| Auburn           | 2/7   | 11 | 0   | 1                    | .000  | 0    | 1   | .000  | 0    | 0  | .000  | 0    | 2   | 2   | 3.5 | 1   | 1  | 1 | 0  | 0   | 0   | 6.6  |     |
| Missouri         | 2/11  | 9  | 0   | 1                    | .000  | 0    | 0   | .000  | 0    | 0  | .000  | 0    | 0   | 0   | 3.4 | 0   | 0  | 0 | 0  | 0   | 0   | 6.3  |     |

**CAREER STATS**

| Year    | GP | GS | Min | Avg  | FG | FGA | Pct  | 3FG | 3FGA | Pct  | FT | FTA | Pct  | Off | Def | Tot | Avg | PF | FO | A  | TO | Blk | Stl | Pts | Avg |
|---------|----|----|-----|------|----|-----|------|-----|------|------|----|-----|------|-----|-----|-----|-----|----|----|----|----|-----|-----|-----|-----|
| 2014-15 | 18 | 1  | 376 | 20.9 | 29 | 93  | .312 | 1   | 18   | .056 | 26 | 39  | .667 | 15  | 40  | 55  | 3.1 | 30 | 0  | 34 | 42 | 1   | 26  | 85  | 4.7 |
| 2015-16 | 23 | 2  | 472 | 20.5 | 53 | 127 | .417 | 4   | 18   | .222 | 35 | 47  | .745 | 23  | 55  | 78  | 3.4 | 30 | 0  | 49 | 47 | 7   | 18  | 145 | 6.3 |
| TOTAL   | 41 | 3  | 848 | 20.7 | 82 | 220 | .373 | 5   | 36   | .139 | 61 | 86  | .709 | 38  | 95  | 133 | 3.2 | 60 | 0  | 83 | 89 | 8   | 44  | 230 | 5.6 |



11

6-0 • Sophomore

Guard

**HANNAH COOK**

Ozark, Mo. (Ozark HS)

**CAREER HIGHS**

|             |                                           |
|-------------|-------------------------------------------|
| Points      | 24 at Auburn (3/1/15)                     |
| Rebounds    | 15 vs. Middle Tennessee (11/27/15)        |
| FG Made     | 8 at UT Martin (12/2/15)                  |
| FG Att.     | 19 vs. Duke (11/16/14)                    |
| 3PT FG Made | 6 vs. Georgetown (12/12/15)               |
| 3PT FG Att. | 13 vs. Alabama A&M (11/13/15)             |
| FT Made     | 6 vs. Lipscomb (12/28/15)                 |
| FT Att.     | 8 - 2X, last at Missouri (2/11/16)        |
| Assists     | 5 - 2X, last vs. Georgia State (11/24/15) |
| Steals      | 4 - 2X, last vs. Ole Miss (2/4/16)        |
| Blocks      | 1 - 9X, last at Georgia Tech (12/18/15)   |
| Minutes     | 37 - 3X, last at Missouri (2/11/16)       |

**SEC HIGHS**

|             |                                     |
|-------------|-------------------------------------|
| Points      | 24 at Auburn (3/1/15)               |
| Rebounds    | 10 at Auburn (1/14/16)              |
| FG Made     | 7 at Auburn (3/1/15)                |
| FG Att.     | 14 vs. Kentucky (1/2/15)            |
| 3PT FG Made | 5 - 2X, last at Auburn (1/14/16)    |
| 3PT FG Att. | 10 - 2X, last at Auburn (1/14/16)   |
| FT Made     | 5 - 3X, last at Missouri (2/11/16)  |
| FT Att.     | 8 at Missouri (2/11/16)             |
| Assists     | 3 at Missouri (2/11/16)             |
| Steals      | 4 vs. Ole Miss (2/4/16)             |
| Blocks      | 1 - 4X, last at Auburn (3/1/15)     |
| Minutes     | 37 - 2X, last at Missouri (2/11/16) |

**2015-16 SEASON HIGHS**

|             |                                      |
|-------------|--------------------------------------|
| Points      | 22 vs. Georgetown (12/12)            |
| Rebounds    | 15 vs. Middle Tennessee (11/27)      |
| FG Made     | 8 at UT Martin (12/2)                |
| FG Att.     | 16 vs. North Florida (12/14)         |
| 3PT FG Made | 6 vs. Georgetown (12/12)             |
| 3PT FG Att. | 13 vs. Alabama A&M (11/13)           |
| FT Made     | 6 vs. Lipscomb (12/28)               |
| FT Att.     | 8 at Missouri (2/11)                 |
| Assists     | 5 vs. Georgia State (11/24)          |
| Steals      | 4 - 2X, last vs. Ole Miss (2/4)      |
| Blocks      | 1 - 2X, last at Georgia Tech (12/18) |
| Minutes     | 37 - 2X, last at Missouri (2/11)     |

**2015-16 AWARDS**

- 2015 Nugget Classic Most Valuable Player

**2015-16 NOTES**

**Alabama A&M (11/13):** Added 14 points, six rebounds, two steals and an assist for the Crimson Tide. **Appalachian State (11/16):** Had 15 points, nine rebounds, three steals, one assist and one block against the Mountaineers. **Mississippi Valley State (11/22):** Collected 10 points, seven rebounds and an assist. **Georgia State (11/24):** Tied her career high with five assists and added five points, four rebounds and one steal in the win. **Middle Tennessee (11/27):** Recorded her first career double-double with 15 points and a career-best 15 rebounds in the victory over the Blue Raiders. **Utah Valley (11/28):** Just missed out on a double-double with nine points and 10 rebounds ... also added two steals in the win. **UT Martin (12/2):** Scored 21 points, 12 of which came from three-point range, and added eight rebounds. **Alcorn State (12/6):** Added 14 points and a career-high four steals in the win. **Georgetown (12/12):** Led Alabama with a season-high 22 points, four rebounds, two steals and one assist ... hit a career-best six three-pointers in the win. **North Florida (12/14):** Chipped in 17 points, five rebounds, one assist and three steals. **Georgia Tech (12/18):** Scored 11 points and added two rebounds, one assist and one block. **Lipscomb (12/28):** Notched her third 20-plus point performance of the season, while also adding a team-high seven rebounds, three steals and two assists. **LSU (1/3):** Had nine points, five rebounds, three steals and two assists in the win. **Kentucky (1/7):** Finished with 10 points, four rebounds, one assist and one steal. **Auburn (1/14):** Recorded her second double-double of the season with 19 points and 10 rebounds. **Georgia (1/17):** Netted 14 points and seven rebounds in the win over the Lady Bulldogs. **Florida (1/21):** Collected 16 points, four rebounds, one assist and three steals. **Vanderbilt (1/25):** Led the team with 13 points and five rebounds. **Ole Miss (2/4):** Finished just shy of a double-double with 12 points and nine rebounds in addition to a career-high tying four steals ... **Missouri (2/11):** Posted a team-high 15 points to go with four rebounds, three assists and a steal.

|                        |    |
|------------------------|----|
| Games Started          | 25 |
| Double Figure Points   | 17 |
| Double Figure Rebounds | 3  |
| Double-Doubles         | 2  |
| 20-plus Points         | 3  |

|                           |   |
|---------------------------|---|
| Led Alabama in Scoring    | 9 |
| Led Alabama in Rebounding | 8 |
| Led Alabama in Assists    | 2 |
| Led Alabama in Steals     | 8 |
| Led Alabama in Blocks     | 1 |

**2015-16 GAME-BY-GAME STATS**

| OPPONENT         | DATE  | GS | MIN | FG | FGA | PCT  | 3FG | FGA | PCT   | FT | FTA | PCT   | OFF | DEF | TOT | AVG | PF | A | TO | BLK | STL | PTS | AVG  |
|------------------|-------|----|-----|----|-----|------|-----|-----|-------|----|-----|-------|-----|-----|-----|-----|----|---|----|-----|-----|-----|------|
| Alabama A&M      | 11/13 | *  | 28  | 5  | 15  | .333 | 4   | 13  | .308  | 0  | 0   | .000  | 2   | 4   | 6   | 6.0 | 3  | 1 | 1  | 0   | 2   | 14  | 14.0 |
| App. State       | 11/16 | *  | 25  | 6  | 13  | .462 | 2   | 7   | .286  | 1  | 3   | .333  | 2   | 7   | 9   | 7.5 | 3  | 1 | 4  | 1   | 3   | 15  | 14.5 |
| Miss. Valley St. | 11/22 | *  | 20  | 2  | 8   | .250 | 1   | 5   | .200  | 5  | 6   | .833  | 0   | 7   | 7   | 7.3 | 1  | 1 | 0  | 0   | 0   | 10  | 13.0 |
| Georgia State    | 11/24 | *  | 25  | 2  | 7   | .286 | 1   | 5   | .200  | 0  | 0   | .000  | 0   | 4   | 4   | 6.5 | 0  | 5 | 1  | 0   | 1   | 5   | 11.0 |
| Middle Tenn.     | 11/27 | *  | 27  | 5  | 8   | .625 | 4   | 4   | 1.000 | 1  | 2   | .500  | 3   | 12  | 15  | 8.2 | 1  | 0 | 4  | 0   | 1   | 15  | 11.8 |
| Utah Valley      | 11/28 | *  | 35  | 4  | 10  | .400 | 0   | 4   | .000  | 1  | 2   | .500  | 3   | 7   | 10  | 8.5 | 2  | 0 | 5  | 0   | 2   | 9   | 11.3 |
| UT Martin        | 12/2  | *  | 32  | 8  | 13  | .615 | 4   | 7   | .571  | 1  | 2   | .500  | 2   | 6   | 8   | 8.4 | 3  | 0 | 1  | 0   | 0   | 21  | 12.7 |
| Alcorn State     | 12/6  | *  | 24  | 4  | 14  | .286 | 2   | 8   | .250  | 4  | 4   | 1.000 | 0   | 0   | 0   | 7.4 | 2  | 0 | 4  | 0   | 4   | 14  | 12.9 |
| Georgetown       | 12/12 | *  | 32  | 7  | 12  | .583 | 6   | 8   | .750  | 2  | 2   | 1.000 | 0   | 4   | 4   | 7.0 | 4  | 1 | 4  | 0   | 2   | 22  | 13.9 |
| North Florida    | 12/14 | *  | 30  | 6  | 16  | .375 | 3   | 9   | .333  | 2  | 3   | .667  | 0   | 5   | 5   | 6.8 | 4  | 1 | 1  | 0   | 3   | 17  | 14.2 |
| Georgia Tech     | 12/18 | *  | 25  | 2  | 8   | .250 | 2   | 5   | .400  | 5  | 5   | 1.000 | 0   | 2   | 2   | 6.4 | 0  | 1 | 1  | 0   | 1   | 11  | 13.9 |
| Grambling St.    | 12/20 | *  | 20  | 1  | 5   | .200 | 1   | 2   | .500  | 0  | 0   | .000  | 2   | 2   | 4   | 6.2 | 3  | 1 | 2  | 0   | 0   | 3   | 13.0 |
| Lipscomb         | 12/28 | *  | 31  | 5  | 10  | .500 | 4   | 8   | .500  | 6  | 7   | .857  | 4   | 3   | 7   | 6.2 | 1  | 2 | 2  | 0   | 3   | 20  | 13.5 |
| LSU              | 1/3   | *  | 26  | 3  | 12  | .250 | 2   | 9   | .222  | 1  | 2   | .500  | 1   | 4   | 5   | 6.1 | 3  | 2 | 1  | 0   | 3   | 9   | 13.2 |
| Kentucky         | 1/7   | *  | 24  | 4  | 8   | .500 | 2   | 4   | .500  | 0  | 2   | .000  | 0   | 4   | 4   | 6.0 | 3  | 1 | 1  | 0   | 1   | 10  | 13.0 |
| Vanderbilt       | 1/10  | *  | 31  | 2  | 4   | .500 | 1   | 2   | .500  | 2  | 2   | 1.000 | 1   | 2   | 3   | 5.8 | 4  | 0 | 2  | 0   | 1   | 7   | 12.6 |
| Auburn           | 1/14  | *  | 34  | 6  | 13  | .462 | 5   | 10  | .500  | 2  | 2   | 1.000 | 4   | 6   | 10  | 6.1 | 5  | 0 | 2  | 0   | 1   | 19  | 13.0 |
| Georgia          | 1/17  | *  | 37  | 4  | 9   | .444 | 1   | 4   | .250  | 5  | 6   | .833  | 1   | 6   | 7   | 6.1 | 2  | 0 | 3  | 0   | 0   | 14  | 13.1 |
| Florida          | 1/21  | *  | 28  | 5  | 11  | .455 | 3   | 7   | .429  | 3  | 6   | .500  | 0   | 4   | 4   | 6.0 | 3  | 1 | 4  | 0   | 3   | 16  | 13.2 |
| Vanderbilt       | 1/25  | *  | 32  | 5  | 13  | .385 | 2   | 7   | .286  | 1  | 1   | 1.000 | 0   | 5   | 5   | 6.0 | 4  | 2 | 2  | 0   | 1   | 13  | 13.2 |
| Texas A&M        | 1/28  | *  | 33  | 1  | 10  | .100 | 0   | 5   | .000  | 2  | 2   | 1.000 | 1   | 3   | 4   | 5.9 | 1  | 0 | 2  | 0   | 3   | 4   | 12.8 |
| Tennessee        | 1/31  | *  | 26  | 2  | 8   | .250 | 2   | 7   | .286  | 2  | 2   | 1.000 | 0   | 2   | 2   | 5.7 | 3  | 0 | 1  | 0   | 2   | 8   | 12.5 |
| Ole Miss         | 2/4   | *  | 34  | 4  | 9   | .444 | 2   | 7   | .286  | 2  | 2   | 1.000 | 0   | 9   | 9   | 5.8 | 2  | 0 | 4  | 0   | 4   | 12  | 12.5 |
| Auburn           | 2/7   | *  | 32  | 1  | 7   | .143 | 1   | 5   | .200  | 2  | 2   | 1.000 | 0   | 3   | 3   | 5.7 | 3  | 1 | 0  | 0   | 2   | 5   | 12.2 |
| Missouri         | 2/11  | *  | 37  | 4  | 10  | .400 | 2   | 5   | .400  | 5  | 8   | .625  | 0   | 4   | 4   | 5.6 | 3  | 3 | 3  | 0   | 1   | 15  | 12.3 |

**CAREER STATS**

| Year    | GP | GS | Min  | Avg  | FG  | FGA | Pct  | 3FG | 3FGA | Pct  | FT | FTA | Pct  | Off | Def | Tot | Avg | PF  | FO | A  | TO  | Blk | Stl | Pts | Avg  |
|---------|----|----|------|------|-----|-----|------|-----|------|------|----|-----|------|-----|-----|-----|-----|-----|----|----|-----|-----|-----|-----|------|
| 2014-15 | 32 | 25 | 819  | 25.6 | 93  | 285 | .326 | 51  | 171  | .298 | 44 | 71  | .620 | 16  | 89  | 105 | 3.3 | 76  | 1  | 43 | 60  | 7   | 38  | 281 | 8.8  |
| 2015-16 | 25 | 25 | 728  | 29.7 | 98  | 253 | .387 | 57  | 157  | .363 | 55 | 73  | .753 | 26  | 115 | 141 | 5.6 | 63  | 1  | 24 | 55  | 2   | 43  | 308 | 12.3 |
| TOTAL   | 57 | 50 | 1547 | 27.1 | 191 | 538 | .355 | 108 | 328  | .329 | 99 | 144 | .688 | 42  | 204 | 246 | 4.3 | 139 | 2  | 67 | 115 | 9   | 81  | 589 | 10.3 |





12

5-11 • Freshman

Guard

**C'CORIEA FOY**

Fayetteville, N.C. (Jack Britt HS)

**CAREER HIGHS**

|             |                                                |
|-------------|------------------------------------------------|
| Points      | 14 vs. Alcorn State (12/6/15)                  |
| Rebounds    | 3 vs. Alcorn State (12/6/15)                   |
| FG Made     | 6 vs. Alcorn State (12/6/15)                   |
| FG Att.     | 8 vs. Alabama A&M (11/13/15)                   |
| 3PT FG Made | 2 vs. Alcorn State (12/6/15)                   |
| 3PT FG Att. | 3 - 2X, last vs. Appalachian State (11/16/15)  |
| FT Made     | 2 - 2X, last vs. Miss. Valley State (11/22/15) |
| FT Att.     | 3 vs. Alabama A&M (11/13/15)                   |
| Assists     | 2 vs. North Florida (12/14/15)                 |
| Steals      | 3 vs. Mississippi Valley State (11/22/15)      |
| Blocks      | 1 vs. Alabama A&M (11/13/15)                   |
| Minutes     | 12 - 2X, last at Georgia Tech (12/18/15)       |

**SEC HIGHS**

|             |                           |
|-------------|---------------------------|
| Points      | 1 at Tennessee (1/31/16)  |
| Rebounds    | 1 at Tennessee (1/31/16)  |
| FG Made     |                           |
| FG Att.     | 3 at Tennessee (1/31/16)  |
| 3PT FG Made |                           |
| 3PT FG Att. | 2 at Tennessee (1/31/16)  |
| FT Made     | 1 at Tennessee (1/31/16)  |
| FT Att.     | 2 at Tennessee (1/31/16)  |
| Assists     |                           |
| Steals      | 1 at Tennessee (1/31/16)  |
| Blocks      |                           |
| Minutes     | 3 vs. Texas A&M (1/28/16) |

**2015-16 SEASON HIGHS**

|             |                                                   |
|-------------|---------------------------------------------------|
| Points      | 14 vs. Alcorn State (12/6)                        |
| Rebounds    | 3 vs. Alcorn State (12/6)                         |
| FG Made     | 6 vs. Alcorn State (12/6)                         |
| FG Att.     | 8 vs. Alabama A&M (11/13)                         |
| 3PT FG Made | 2 vs. Alcorn State (12/6)                         |
| 3PT FG Att. | 3 - 2X, last vs. Appalachian State (11/16)        |
| FT Made     | 2 - 2X, last vs. Mississippi Valley State (11/22) |
| FT Att.     | 3 vs. Alabama A&M (11/13)                         |
| Assists     | 2 vs. North Florida (12/14)                       |
| Steals      | 3 vs. Mississippi Valley State (11/22)            |
| Blocks      | 1 vs. Alabama A&M (11/13)                         |
| Minutes     | 12 - 2X, last at Georgia Tech (12/18)             |

**2015-16 NOTES**

**Alabama A&M (11/13):** Added 10 points, two rebounds, one assist, one steal and one block in 12 minutes off the bench in the Tide's season opener. **Appalachian State (11/16):** Had three points and one steal against the Mountaineers. **Mississippi Valley State (11/22):** Finished with six points and three steals in eight minutes of reserve action. **UT Martin (12/2):** Scored two points in three minutes against the Skyhawks. **Alcorn State (12/6):** Collected a season-high 14 points, hitting six of her seven shots, while adding three rebounds and a block in only 11 minutes. **North Florida (12/14):** Had a season-high two assists in the win over the Ospreys. **Georgia Tech (12/18):** Recorded four points, two steals and two rebounds in 12 minutes.

|                        |   |
|------------------------|---|
| Games Started          | 0 |
| Double Figure Points   | 2 |
| Double Figure Rebounds | 0 |
| Double-Doubles         | 0 |
| 20-plus Points         | 0 |

|                           |   |
|---------------------------|---|
| Led Alabama in Scoring    | 1 |
| Led Alabama in Rebounding | 0 |
| Led Alabama in Assists    | 0 |
| Led Alabama in Steals     | 2 |
| Led Alabama in Blocks     | 0 |

**2015-16 GAME-BY-GAME STATS**

| OPPONENT         | DATE  | GS  | MIN | FG | FGA   | PCT | 3FG | FGA   | PCT | FT | FTA   | PCT | OFF | DEF | TOT | AVG | PF | A | TO | BLK | STL | PTS  | AVG |
|------------------|-------|-----|-----|----|-------|-----|-----|-------|-----|----|-------|-----|-----|-----|-----|-----|----|---|----|-----|-----|------|-----|
| Alabama A&M      | 11/13 | 12  | 4   | 8  | .500  | 0   | 3   | .000  | 2   | 3  | .667  | 1   | 1   | 2   | 2.0 | 1   | 1  | 1 | 1  | 1   | 10  | 10.0 |     |
| App. State       | 11/16 | 11  | 1   | 3  | .333  | 1   | 3   | .333  | 0   | 0  | .000  | 0   | 0   | 0   | 1.0 | 1   | 0  | 0 | 0  | 1   | 3   | 6.5  |     |
| Miss. Valley St. | 11/22 | 8   | 2   | 4  | .500  | 0   | 1   | .000  | 2   | 2  | 1.000 | 0   | 0   | 0   | 0.7 | 0   | 0  | 0 | 0  | 3   | 6   | 6.3  |     |
| Georgia State    | 11/24 | DNP |     |    |       |     |     |       |     |    |       |     |     |     |     |     |    |   |    |     |     |      |     |
| Middle Tenn.     | 11/27 | 5   | 0   | 1  | .000  | 0   | 0   | .000  | 0   | 0  | .000  | 0   | 0   | 0   | 0.5 | 3   | 0  | 1 | 0  | 1   | 0   | 4.8  |     |
| Utah Valley      | 11/28 | DNP |     |    |       |     |     |       |     |    |       |     |     |     |     |     |    |   |    |     |     |      |     |
| UT Martin        | 12/2  | 3   | 1   | 1  | 1.000 | 0   | 0   | .000  | 0   | 0  | .000  | 0   | 0   | 0   | 0.4 | 1   | 0  | 1 | 0  | 0   | 2   | 4.2  |     |
| Alcorn State     | 12/6  | 11  | 6   | 7  | .857  | 2   | 2   | 1.000 | 0   | 0  | .000  | 1   | 2   | 3   | 0.8 | 0   | 0  | 1 | 1  | 0   | 14  | 5.8  |     |
| Georgetown       | 12/12 | 5   | 0   | 1  | .000  | 0   | 1   | .000  | 0   | 0  | .000  | 0   | 0   | 0   | 0.7 | 1   | 0  | 1 | 0  | 0   | 0   | 5.0  |     |
| North Florida    | 12/14 | 4   | 0   | 0  | .000  | 0   | 0   | .000  | 0   | 0  | .000  | 0   | 0   | 0   | 0.6 | 0   | 2  | 0 | 0  | 0   | 0   | 4.4  |     |
| Georgia Tech     | 12/18 | 12  | 2   | 6  | .333  | 0   | 2   | .000  | 0   | 0  | .000  | 1   | 1   | 2   | 0.8 | 1   | 0  | 0 | 0  | 2   | 4   | 4.3  |     |
| Grambling St.    | 12/20 | 3   | 0   | 0  | .000  | 0   | 0   | .000  | 0   | 0  | .000  | 1   | 0   | 1   | 0.8 | 0   | 0  | 1 | 0  | 0   | 0   | 3.9  |     |
| Lipscomb         | 12/28 | 1   | 0   | 0  | .000  | 0   | 0   | .000  | 0   | 0  | .000  | 0   | 0   | 0   | 0.7 | 0   | 1  | 0 | 0  | 0   | 0   | 3.5  |     |
| LSU              | 1/3   | DNP |     |    |       |     |     |       |     |    |       |     |     |     |     |     |    |   |    |     |     |      |     |
| Kentucky         | 1/7   | DNP |     |    |       |     |     |       |     |    |       |     |     |     |     |     |    |   |    |     |     |      |     |
| Vanderbilt       | 1/10  | DNP |     |    |       |     |     |       |     |    |       |     |     |     |     |     |    |   |    |     |     |      |     |
| Auburn           | 1/14  | DNP |     |    |       |     |     |       |     |    |       |     |     |     |     |     |    |   |    |     |     |      |     |
| Georgia          | 1/17  | DNP |     |    |       |     |     |       |     |    |       |     |     |     |     |     |    |   |    |     |     |      |     |
| Florida          | 1/21  | DNP |     |    |       |     |     |       |     |    |       |     |     |     |     |     |    |   |    |     |     |      |     |
| Vanderbilt       | 1/25  | 2   | 0   | 1  | .000  | 0   | 1   | .000  | 0   | 0  | .000  | 0   | 0   | 0   | 0.7 | 0   | 0  | 0 | 0  | 0   | 0   | 3.3  |     |
| Texas A&M        | 1/28  | 3   | 0   | 0  | .000  | 0   | 0   | .000  | 0   | 0  | .000  | 0   | 0   | 0   | 0.6 | 0   | 0  | 1 | 0  | 0   | 0   | 3.0  |     |
| Tennessee        | 1/31  | 6   | 0   | 3  | .000  | 0   | 2   | .000  | 1   | 2  | .500  | 1   | 0   | 1   | 0.6 | 2   | 0  | 1 | 0  | 1   | 1   | 2.9  |     |
| Ole Miss         | 2/4   | DNP |     |    |       |     |     |       |     |    |       |     |     |     |     |     |    |   |    |     |     |      |     |
| Auburn           | 2/7   | DNP |     |    |       |     |     |       |     |    |       |     |     |     |     |     |    |   |    |     |     |      |     |
| Missouri         | 2/11  | DNP |     |    |       |     |     |       |     |    |       |     |     |     |     |     |    |   |    |     |     |      |     |

**CAREER STATS**

| Year    | GP | GS | Min | Avg | FG | FGA | Pct  | 3FG | 3FGA | Pct  | FT | FTA | Pct  | Off | Def | Tot | Avg | PF | FO | A | TO | Blk | Stl | Pts | Avg |
|---------|----|----|-----|-----|----|-----|------|-----|------|------|----|-----|------|-----|-----|-----|-----|----|----|---|----|-----|-----|-----|-----|
| 2015-16 | 14 | 0  | 86  | 6.1 | 16 | 35  | .457 | 3   | 15   | .200 | 5  | 7   | .714 | 5   | 4   | 9   | 0.6 | 10 | 0  | 4 | 8  | 2   | 9   | 40  | 2.9 |



13

6-2 • Senior

Forward

**NIKKI HEGSTETTER**

Kennesaw, Ga. (Harrison HS)

**CAREER HIGHS**

|             |                                              |
|-------------|----------------------------------------------|
| Points      | 17 - 2X, last vs. Grambling State (12/20/15) |
| Rebounds    | 14 vs. Kentucky (1/2/15)                     |
| FG Made     | 8 vs. Grambling State (12/20/15)             |
| FG Att.     | 15 vs. Grambling State (12/20/15)            |
| 3PT FG Made | 2 vs. Auburn (1/22/15)                       |
| 3PT FG Att. | 5 at Kentucky (1/7/16)                       |
| FT Made     | 7 vs. Alcorn State (12/6/15)                 |
| FT Att.     | 8 - 2X, last vs. Alcorn State (12/6/15)      |
| Assists     | 7 vs. Coppin State (12/29/13)                |
| Steals      | 4X, last at Florida (1/21/16)                |
| Blocks      | 4 - 2X, last vs. Utah Valley (11/28/15)      |
| Minutes     | 38 vs. Georgia (1/17/16)                     |

**SEC HIGHS**

|             |                                     |
|-------------|-------------------------------------|
| Points      | 10 - 4X, last vs. Georgia (1/17/16) |
| Rebounds    | 14 vs. Kentucky (1/2/15)            |
| FG Made     | 4 - 6X, last vs. Georgia (1/17/16)  |
| FG Att.     | 11 vs. Vanderbilt (1/25/15)         |
| 3PT FG Made | 2 vs. Auburn (1/22/15)              |
| 3PT FG Att. | 5 at Kentucky (1/7/16)              |
| FT Made     | 4 vs. LSU (3/2/14)                  |
| FT Att.     | 6 vs. LSU (3/2/14)                  |
| Assists     | 4 at Kentucky (1/23/14)             |
| Steals      | 3 - 4X, last at Florida (1/21/16)   |
| Blocks      | 3 vs. Vanderbilt (1/25/15)          |
| Minutes     | 38 vs. Georgia (1/17/16)            |

**2015-16 SEASON HIGHS**

|             |                                           |
|-------------|-------------------------------------------|
| Points      | 17 - 2X, last vs. Grambling State (12/20) |
| Rebounds    | 13 vs. North Florida (12/14)              |
| FG Made     | 8 vs. Grambling State (12/20)             |
| FG Att.     | 14 vs. Grambling State (12/20)            |
| 3PT FG Made | 1 - 3X, last at Kentucky (1/7)            |
| 3PT FG Att. | 5 at Kentucky (1/7)                       |
| FT Made     | 7 vs. Alcorn State (12/6)                 |
| FT Att.     | 8 - 2X, last vs. Alcorn State (12/6)      |
| Assists     | 4 vs. North Florida (12/14)               |
| Steals      | 3 - 4X, last at Florida (1/21/16)         |
| Blocks      | 4 vs. Utah Valley (11/28)                 |
| Minutes     | 38 vs. Georgia (1/17)                     |

**2015-16 AWARDS**

- Senior CLASS Award Candidate
- 2016 Allstate WBCA All Works Team nominee (third consecutive season)

**2015-16 NOTES**

**Alabama A&M (11/13):** Pulled down eight rebounds and added three points and an assist in 21 minutes against the Bulldogs. **Appalachian State (11/16):** Recorded a career-high 17 points, five rebounds, two assists, two blocks and two steals against the Mountaineers. **Mississippi Valley State (11/22):** Hauled in a team-best eight rebounds while adding five points, two steals and a block. **Georgia State (11/24):** Led Alabama in scoring with 14 points and in rebounds with nine boards in the win ... scored 11 of her points in the second half. **Middle Tennessee (11/27):** Added 10 points, six rebounds, two assists, two steals and a block in the victory over the Blue Raiders. **Utah Valley (11/28):** Recorded eight points, six rebounds, one assist and a career-high tying four blocks. **UT Martin (12/2):** Had six points, five rebounds and two blocks against the Skyhawks. **Alcorn State (12/6):** Finished with 13 points, five rebounds, one assist and one steal in the win. **Georgetown (12/12):** Collected eight points, six rebounds, two assists, one block and one steal. **North Florida (12/14):** Had season highs in rebounds (13), assists (4) and steals (3) while added five points and a block in the win. **Georgia Tech (12/18):** Pulled down 10 rebounds and added seven points, two steals and a block. **Grambling State (12/20):** Notched her first career double-double with 17 points and 10 rebounds in addition to three assists, two blocks and two steals. **Lipscomb (12/28):** Added nine point, a team-high seven rebounds, two steals and one block. **LSU (1/3):** Chipped in six points, six rebounds, three steals, two assists and a block. **Kentucky (1/7):** Team-high eight rebounds in addition to five points, two assists, one block and one steal. **Georgia (1/17):** Recorded her second double-double of the season with 10 points and 11 rebounds to go along with a career-high tying three steals, one assist and one block. **Ole Miss (2/4):** Finished just shy of a double-double with nine points and 10 rebounds in addition to two blocks and an assist.

|                        |    |
|------------------------|----|
| Games Started          | 25 |
| Double Figure Points   | 6  |
| Double Figure Rebounds | 5  |
| Double-Doubles         | 2  |
| 20-plus Points         | 0  |


|                           |    |
|---------------------------|----|
| Led Alabama in Scoring    | 2  |
| Led Alabama in Rebounding | 10 |
| Led Alabama in Assists    | 1  |
| Led Alabama in Steals     | 5  |
| Led Alabama in Blocks     | 14 |

**2015-16 GAME-BY-GAME STATS**

| OPPONENT         | DATE  | GS | MIN | FG | FGA | PCT   | 3FG | 3FGA | PCT   | FT | FTA | PCT   | OFF | DEF | TOT | AVG | PF | A | TO | BLK | STL | PTS | AVG  |     |
|------------------|-------|----|-----|----|-----|-------|-----|------|-------|----|-----|-------|-----|-----|-----|-----|----|---|----|-----|-----|-----|------|-----|
| Alabama A&M      | 11/13 | *  | 21  | 1  | 4   | .250  | 1   | 1    | 1.000 | 0  | 0   | .000  | 4   | 4   | 8   | 8.0 | 0  | 1 | 2  | 0   | 0   | 3   | 3.0  |     |
| App. State       | 11/16 | *  | 30  | 6  | 8   | .750  | 0   | 0    | .000  | 5  | 8   | .625  | 4   | 1   | 5   | 6.5 | 5  | 2 | 1  | 2   | 2   | 17  | 10.0 |     |
| Miss. Valley St. | 11/22 | *  | 18  | 1  | 2   | .500  | 0   | 0    | .000  | 3  | 4   | .750  | 4   | 4   | 8   | 7.0 | 1  | 0 | 4  | 1   | 2   | 5   | 8.3  |     |
| Georgia State    | 11/24 | *  | 28  | 4  | 6   | .667  | 0   | 0    | .000  | 6  | 8   | .750  | 2   | 7   | 9   | 7.5 | 3  | 1 | 0  | 2   | 1   | 14  | 9.8  |     |
| Middle Tenn.     | 11/27 | *  | 30  | 2  | 4   | .500  | 0   | 0    | .000  | 6  | 7   | .857  | 2   | 4   | 6   | 7.2 | 3  | 2 | 1  | 1   | 2   | 10  | 9.8  |     |
| Utah Valley      | 11/28 | *  | 36  | 3  | 8   | .375  | 0   | 0    | .000  | 2  | 2   | 1.000 | 3   | 3   | 6   | 7.0 | 5  | 1 | 2  | 4   | 0   | 8   | 9.5  |     |
| UT Martin        | 12/2  | *  | 21  | 3  | 5   | .600  | 0   | 0    | .000  | 0  | 0   | .000  | 1   | 4   | 5   | 6.7 | 2  | 0 | 2  | 0   | 2   | 6   | 9.0  |     |
| Alcorn State     | 12/6  | *  | 24  | 3  | 7   | .429  | 0   | 1    | .000  | 7  | 8   | .875  | 3   | 2   | 5   | 6.5 | 1  | 1 | 1  | 0   | 1   | 13  | 9.5  |     |
| Georgetown       | 12/12 | *  | 30  | 3  | 7   | .429  | 0   | 1    | .000  | 2  | 2   | 1.000 | 1   | 5   | 6   | 6.4 | 3  | 2 | 5  | 1   | 1   | 8   | 9.3  |     |
| North Florida    | 12/14 | *  | 28  | 2  | 6   | .333  | 1   | 1    | 1.000 | 0  | 0   | .000  | 6   | 7   | 13  | 7.1 | 1  | 4 | 4  | 1   | 3   | 5   | 8.9  |     |
| Georgia Tech     | 12/18 | *  | 35  | 3  | 11  | .273  | 0   | 0    | .000  | 1  | 4   | .250  | 4   | 6   | 10  | 7.4 | 3  | 0 | 3  | 1   | 2   | 7   | 8.7  |     |
| Grambling St.    | 12/20 | *  | 31  | 8  | 14  | .571  | 0   | 1    | .000  | 1  | 2   | .500  | 5   | 5   | 10  | 7.6 | 1  | 3 | 4  | 2   | 2   | 17  | 9.4  |     |
| Lipscomb         | 12/28 | *  | 32  | 2  | 8   | .250  | 0   | 1    | .000  | 5  | 6   | .833  | 3   | 4   | 7   | 7.5 | 2  | 0 | 3  | 1   | 2   | 9   | 9.4  |     |
| LSU              | 1/3   | *  | 34  | 2  | 6   | .333  | 0   | 1    | .000  | 2  | 2   | 1.000 | 3   | 3   | 6   | 7.4 | 3  | 2 | 3  | 1   | 1   | 3   | 6    | 9.1 |
| Kentucky         | 1/7   | *  | 37  | 1  | 8   | .125  | 1   | 5    | .200  | 2  | 2   | 1.000 | 2   | 6   | 8   | 7.5 | 3  | 2 | 2  | 1   | 1   | 5   | 8.9  |     |
| Vanderbilt       | 1/10  | *  | 32  | 1  | 7   | .143  | 0   | 0    | .000  | 1  | 2   | .500  | 3   | 4   | 7   | 7.4 | 1  | 1 | 1  | 2   | 0   | 3   | 8.5  |     |
| Auburn           | 1/14  | *  | 29  | 2  | 4   | .500  | 0   | 2    | .000  | 0  | 0   | .000  | 3   | 2   | 5   | 7.3 | 3  | 0 | 2  | 1   | 0   | 4   | 8.2  |     |
| Georgia          | 1/17  | *  | 38  | 4  | 7   | .571  | 0   | 1    | .000  | 2  | 2   | 1.000 | 3   | 8   | 11  | 7.5 | 3  | 1 | 2  | 1   | 3   | 10  | 8.3  |     |
| Florida          | 1/21  | *  | 22  | 1  | 2   | .500  | 0   | 0    | .000  | 1  | 2   | .500  | 2   | 1   | 3   | 7.3 | 3  | 0 | 4  | 0   | 3   | 3   | 8.1  |     |
| Vanderbilt       | 1/25  | *  | 25  | 1  | 6   | .167  | 0   | 1    | .000  | 0  | 0   | .000  | 1   | 2   | 3   | 7.1 | 2  | 1 | 4  | 1   | 1   | 2   | 7.8  |     |
| Texas A&M        | 1/28  | *  | 26  | 2  | 5   | .400  | 0   | 0    | .000  | 0  | 0   | .000  | 1   | 3   | 4   | 6.9 | 3  | 0 | 2  | 0   | 1   | 4   | 7.6  |     |
| Tennessee        | 1/31  | *  | 26  | 1  | 5   | .200  | 0   | 0    | .000  | 0  | 0   | .000  | 1   | 3   | 4   | 6.8 | 3  | 0 | 3  | 1   | 1   | 2   | 7.3  |     |
| Ole Miss         | 2/4   | *  | 34  | 3  | 4   | .750  | 0   | 0    | .000  | 3  | 3   | 1.000 | 3   | 7   | 10  | 6.9 | 4  | 1 | 0  | 2   | 0   | 9   | 7.4  |     |
| Auburn           | 2/7   | *  | 32  | 3  | 4   | .750  | 0   | 0    | .000  | 1  | 2   | .500  | 1   | 2   | 3   | 6.8 | 4  | 0 | 3  | 1   | 0   | 7   | 7.4  |     |
| Missouri         | 2/11  | *  | 24  | 2  | 2   | 1.000 | 0   | 0    | .000  | 2  | 2   | 1.000 | 1   | 3   | 4   | 6.6 | 5  | 0 | 2  | 0   | 1   | 6   | 7.3  |     |

**CAREER STATS**

| Year         | GP         | GS        | Min         | Avg         | FG         | FGA        | Pct         | 3FG       | 3FGA      | Pct         | FT         | FTA        | Pct         | Off        | Def        | Tot        | Avg        | PF         | FO        | A          | TO         | Blk       | Stl       | Pts        | Avg        |
|--------------|------------|-----------|-------------|-------------|------------|------------|-------------|-----------|-----------|-------------|------------|------------|-------------|------------|------------|------------|------------|------------|-----------|------------|------------|-----------|-----------|------------|------------|
| 2012-13      | 29         | 6         | 479         | 16.5        | 30         | 105        | .286        | 0         | 10        | .000        | 16         | 26         | .615        | 41         | 33         | 74         | 2.6        | 46         | 0         | 12         | 31         | 9         | 9         | 76         | 2.6        |
| 2013-14      | 30         | 30        | 769         | 25.6        | 65         | 168        | .387        | 1         | 10        | .100        | 27         | 44         | .614        | 56         | 76         | 132        | 4.4        | 82         | 3         | 48         | 60         | 23        | 16        | 158        | 5.3        |
| 2014-15      | 32         | 32        | 889         | 27.8        | 62         | 170        | .365        | 8         | 38        | .211        | 39         | 57         | .684        | 71         | 97         | 168        | 5.3        | 84         | 4         | 42         | 63         | 25        | 22        | 171        | 5.3        |
| 2015-16      | 25         | 25        | 723         | 28.9        | 64         | 150        | .427        | 3         | 16        | .188        | 52         | 68         | .765        | 66         | 100        | 166        | 6.6        | 67         | 3         | 25         | 60         | 29        | 32        | 183        | 7.3        |
| <b>TOTAL</b> | <b>116</b> | <b>93</b> | <b>2860</b> | <b>24.7</b> | <b>221</b> | <b>593</b> | <b>.373</b> | <b>12</b> | <b>74</b> | <b>.162</b> | <b>134</b> | <b>195</b> | <b>.687</b> | <b>234</b> | <b>306</b> | <b>540</b> | <b>4.7</b> | <b>279</b> | <b>10</b> | <b>127</b> | <b>214</b> | <b>86</b> | <b>79</b> | <b>588</b> | <b>5.1</b> |



15

5-8 • Sophomore

Guard

**MEOSHONTI KNIGHT**

Morgan City, La. (Central Catholic HS)

**CAREER HIGHS**

|             |                                               |
|-------------|-----------------------------------------------|
| Points      | 23 at Florida (1/21/16)                       |
| Rebounds    | 10 vs. North Florida (12/14/15)               |
| FG Made     | 9 at Florida (1/21/16)                        |
| FG Att.     | 17 at Florida (1/21/16)                       |
| 3PT FG Made | 2 vs. LSU (1/3/16)                            |
| 3PT FG Att. | 4 - 2X, last vs. Auburn (2/7/16)              |
| FT Made     | 9 - 2X, last vs. Appalachian State (11/16/15) |
| FT Att.     | 14 vs. Appalachian State (11/16/15)           |
| Assists     | 5 - 2X, last vs. Grambling State (12/20/15)   |
| Steals      | 6 - 2X, last vs. Florida (1/21)               |
| Blocks      | 2 vs. Grambling State (12/20/15)              |
| Minutes     | 36 vs. Ole Miss (2/4/16)                      |

**SEC HIGHS**

|             |                                     |
|-------------|-------------------------------------|
| Points      | 23 at Florida (1/21/16)             |
| Rebounds    | 5 - 3X, last at Tennessee (1/31/16) |
| FG Made     | 9 at Florida (1/21/16)              |
| FG Att.     | 17 at Florida (1/21/16)             |
| 3PT FG Made | 2 vs. LSU (1/3/16)                  |
| 3PT FG Att. | 4 vs. Auburn (2/7/16)               |
| FT Made     | 9 at Miss. State (1/18/15)          |
| FT Att.     | 12 vs. Ole Miss (2/4/16)            |
| Assists     | 4 at Vanderbilt (1/25/16)           |
| Steals      | 6 - 2X, last vs. Florida (1/21/16)  |
| Blocks      | 1 - 4X, last vs. Auburn (2/7/16)    |
| Minutes     | 36 vs. Ole Miss (2/4/16)            |

**2015-16 SEASON HIGHS**

|             |                                          |
|-------------|------------------------------------------|
| Points      | 23 at Florida (1/21)                     |
| Rebounds    | 10 vs. North Florida (12/14)             |
| FG Made     | 9 at Florida (1/21)                      |
| FG Att.     | 17 at Florida (1/21)                     |
| 3PT FG Made | 2 vs. LSU (1/3)                          |
| 3PT FG Att. | 4 vs. Auburn (2/7)                       |
| FT Made     | 9 vs. Appalachian State (11/16)          |
| FT Att.     | 14 vs. Appalachian State (11/16)         |
| Assists     | 5 - 2X, last vs. Grambling State (12/20) |
| Steals      | 6 - 2X, last vs. Florida (1/21)          |
| Blocks      | 2 vs. Grambling State (12/20)            |
| Minutes     | 36 vs. Ole Miss (2/4)                    |

**2015-16 AWARDS**

- 2015 Nugget Classic All-Tournament Team

**2015-16 NOTES**

**Alabama A&M (11/13):** Contributed 10 points, two rebounds and one assist in 19 minutes vs. the Bulldogs. **Appalachian State (11/16):** Scored 20 points along with eight rebounds, three assists, one block and one steal. **Mississippi Valley State (11/22):** Went 7-for-7 from the free throw line to help her score 13 points in the win ... also added a team-high and career-best four assists, three rebounds, one block and one steal. **Georgia State (11/24):** Had 13 points, four rebounds, a career-high tying four assists and a steal. **Middle Tennessee (11/27):** Finished with seven points, three, rebounds, three steals and a career-high five assists against the Blue Raiders. **Utah Valley (11/28):** Recorded 16 points, six rebounds and one assist in the win. **UT Martin (12/2):** Had three points, four rebounds and two assists. **North Florida (12/14):** Notched her first career double-double with 10 points and 10 rebounds in addition to three steals and a block against the Ospreys. **Georgia Tech (12/18):** Scored a team-high 14 points, eight of which came in the fourth quarter, and added eight rebounds, two assists and a block. **Grambling State (12/20):** Contributed six points, six rebounds, a career-high tying five assists, a career-best two blocks and a steal in the win. **LSU (1/3):** Scored 17 points, in addition to a career-best six steals, three rebounds and an assist. **Kentucky (1/7):** Seven points, three steals, two rebounds and an assist. **Auburn (1/14):** Finished with nine points, one rebound and an assist. **Florida (1/21):** Chipped in a career-high 23 points and tied her career best in steals with six. **Vanderbilt (1/25):** Had 12 points, three rebounds and four assists. **Ole Miss (2/4):** Led Alabama in scoring with 14 points in the win over the Rebels. **Auburn (2/7):** The Tide's leading scorer for the second-straight game with 16 points in addition to four steals, one block and two rebounds.

|                        |    |
|------------------------|----|
| Games Started          | 25 |
| Double Figure Points   | 13 |
| Double Figure Rebounds | 1  |
| Double-Doubles         | 1  |
| 20-plus Points         | 2  |

|                           |   |
|---------------------------|---|
| Led Alabama in Scoring    | 7 |
| Led Alabama in Rebounding | 1 |
| Led Alabama in Assists    | 9 |
| Led Alabama in Steals     | 9 |
| Led Alabama in Blocks     | 4 |

**2015-16 GAME-BY-GAME STATS**

| OPPONENT         | DATE  | GS | MIN | FG | FGA | PCT  | 3FG | FGA | PCT  | FT | FTA | PCT   | OFF | DEF | TOT | AVG | PF | A | TO | BLK | STL | PTS | AVG  |
|------------------|-------|----|-----|----|-----|------|-----|-----|------|----|-----|-------|-----|-----|-----|-----|----|---|----|-----|-----|-----|------|
| Alabama A&M      | 11/13 | *  | 19  | 3  | 4   | .750 | 0   | 1   | .000 | 4  | 9   | .444  | 0   | 2   | 2   | 2.0 | 4  | 1 | 2  | 0   | 0   | 10  | 10.0 |
| App. State       | 11/16 | *  | 29  | 5  | 8   | .625 | 1   | 2   | .500 | 9  | 14  | .643  | 2   | 6   | 8   | 5.0 | 2  | 3 | 3  | 1   | 1   | 20  | 15.0 |
| Miss. Valley St. | 11/22 | *  | 27  | 3  | 7   | .429 | 0   | 3   | .000 | 7  | 7   | 1.000 | 0   | 3   | 3   | 4.3 | 1  | 4 | 3  | 1   | 1   | 13  | 14.3 |
| Georgia State    | 11/24 | *  | 34  | 4  | 10  | .400 | 1   | 2   | .500 | 4  | 5   | .800  | 0   | 4   | 4   | 4.3 | 4  | 4 | 4  | 0   | 1   | 13  | 14.0 |
| Middle Tenn.     | 11/27 | *  | 29  | 2  | 10  | .200 | 0   | 2   | .000 | 3  | 3   | 1.000 | 2   | 1   | 3   | 4.0 | 1  | 5 | 4  | 0   | 3   | 7   | 12.6 |
| Utah Valley      | 11/28 | *  | 34  | 7  | 14  | .500 | 1   | 2   | .500 | 1  | 2   | .500  | 1   | 5   | 6   | 4.3 | 1  | 1 | 1  | 0   | 0   | 16  | 13.2 |
| UT Martin        | 12/2  | *  | 24  | 1  | 6   | .167 | 0   | 1   | .000 | 1  | 4   | .250  | 0   | 4   | 4   | 4.3 | 2  | 2 | 2  | 0   | 0   | 3   | 11.7 |
| Alcorn State     | 12/6  | *  | 18  | 3  | 8   | .375 | 0   | 2   | .000 | 0  | 0   | .000  | 1   | 0   | 1   | 3.9 | 2  | 1 | 1  | 0   | 2   | 6   | 11.0 |
| Georgetown       | 12/12 | *  | 22  | 2  | 6   | .333 | 0   | 0   | .000 | 0  | 4   | .000  | 0   | 3   | 3   | 3.8 | 1  | 4 | 3  | 0   | 2   | 4   | 10.2 |
| North Florida    | 12/14 | *  | 20  | 4  | 10  | .400 | 0   | 2   | .000 | 2  | 4   | .500  | 2   | 8   | 10  | 4.4 | 1  | 0 | 1  | 1   | 3   | 10  | 10.2 |
| Georgia Tech     | 12/18 | *  | 27  | 7  | 14  | .500 | 0   | 2   | .000 | 0  | 0   | .000  | 3   | 5   | 8   | 4.7 | 0  | 2 | 3  | 1   | 0   | 14  | 10.5 |
| Grambling St.    | 12/20 | *  | 24  | 1  | 6   | .167 | 0   | 2   | .000 | 4  | 4   | 1.000 | 0   | 6   | 6   | 4.8 | 1  | 5 | 3  | 2   | 1   | 6   | 10.2 |
| Lipscomb         | 12/18 | *  | 21  | 2  | 8   | .250 | 0   | 2   | .000 | 2  | 2   | 1.000 | 0   | 0   | 0   | 4.5 | 0  | 0 | 2  | 0   | 2   | 6   | 9.8  |
| LSU              | 1/3   | *  | 35  | 7  | 10  | .700 | 2   | 3   | .667 | 1  | 2   | .500  | 1   | 2   | 3   | 4.4 | 0  | 1 | 4  | 0   | 6   | 17  | 10.4 |
| Kentucky         | 1/7   | *  | 20  | 1  | 6   | .167 | 1   | 3   | .333 | 4  | 6   | .667  | 1   | 1   | 2   | 4.2 | 4  | 1 | 3  | 0   | 3   | 7   | 10.1 |
| Vanderbilt       | 1/10  | *  | 31  | 2  | 8   | .250 | 0   | 2   | .000 | 0  | 2   | .000  | 0   | 3   | 3   | 4.1 | 5  | 1 | 2  | 0   | 3   | 4   | 9.8  |
| Auburn           | 1/14  | *  | 24  | 3  | 9   | .333 | 0   | 3   | .000 | 3  | 5   | .600  | 0   | 0   | 0   | 3.9 | 1  | 1 | 3  | 0   | 0   | 9   | 9.7  |
| Georgia          | 1/17  | *  | 23  | 0  | 4   | .000 | 0   | 1   | .000 | 3  | 4   | .750  | 0   | 5   | 5   | 3.9 | 2  | 2 | 3  | 0   | 0   | 3   | 9.3  |
| Florida          | 1/21  | *  | 33  | 9  | 17  | .529 | 1   | 3   | .333 | 4  | 7   | .571  | 0   | 3   | 3   | 3.9 | 1  | 2 | 3  | 0   | 6   | 23  | 10.1 |
| Vanderbilt       | 1/25  | *  | 34  | 4  | 10  | .400 | 3   | 5   | .600 | 1  | 2   | .500  | 1   | 2   | 3   | 3.9 | 2  | 4 | 4  | 0   | 0   | 12  | 10.2 |
| Texas A&M        | 1/28  | *  | 26  | 3  | 6   | .500 | 0   | 1   | .000 | 2  | 4   | .500  | 0   | 3   | 3   | 3.8 | 1  | 3 | 1  | 0   | 0   | 8   | 10.0 |
| Tennessee        | 1/31  | *  | 29  | 3  | 8   | .375 | 0   | 1   | .000 | 5  | 6   | .833  | 0   | 5   | 5   | 3.9 | 0  | 2 | 2  | 0   | 1   | 11  | 10.1 |
| Ole Miss         | 2/4   | *  | 36  | 4  | 9   | .444 | 0   | 1   | .000 | 6  | 12  | .500  | 1   | 3   | 4   | 3.9 | 1  | 0 | 4  | 0   | 0   | 14  | 10.3 |
| Auburn           | 2/7   | *  | 34  | 4  | 10  | .400 | 1   | 4   | .250 | 7  | 10  | .700  | 0   | 2   | 2   | 3.8 | 0  | 0 | 7  | 1   | 4   | 16  | 10.5 |
| Missouri         | 2/11  | *  | 34  | 2  | 8   | .250 | 1   | 3   | .333 | 2  | 4   | .500  | 0   | 2   | 2   | 3.7 | 4  | 3 | 1  | 0   | 1   | 7   | 10.4 |

**CAREER STATS**

| Year    | GP | GS | Min  | Avg  | FG  | FGA | Pct  | 3FG | 3FGA | Pct  | FT  | FTA | Pct  | Off | Def | Tot | Avg | PF | FO | A  | TO  | Blk | Stl | Pts | Avg  |
|---------|----|----|------|------|-----|-----|------|-----|------|------|-----|-----|------|-----|-----|-----|-----|----|----|----|-----|-----|-----|-----|------|
| 2014-15 | 32 | 3  | 627  | 19.6 | 73  | 187 | .390 | 10  | 34   | .294 | 79  | 121 | .653 | 22  | 59  | 81  | 2.5 | 40 | 0  | 38 | 64  | 5   | 43  | 235 | 7.3  |
| 2015-16 | 25 | 25 | 687  | 27.5 | 86  | 216 | .398 | 12  | 53   | .226 | 75  | 122 | .615 | 15  | 78  | 93  | 3.7 | 41 | 1  | 52 | 69  | 7   | 40  | 259 | 10.4 |
| TOTAL   | 57 | 28 | 1314 | 23.1 | 159 | 403 | .395 | 22  | 87   | .253 | 154 | 243 | .634 | 37  | 137 | 174 | 3.1 | 81 | 1  | 90 | 133 | 12  | 83  | 494 | 8.7  |



21

5-9 • Freshman

Guard

**TAYLOR BERRY**

New Orleans, La. (Mount Carmel)

**CAREER HIGHS**

|             |                                               |
|-------------|-----------------------------------------------|
| Points      | 2 vs. Alabama A&M (11/13/15)                  |
| Rebounds    |                                               |
| FG Made     | 1 vs. Alabama A&M (11/13/15)                  |
| FG Att.     | 4 vs. Alabama A&M (11/13/15)                  |
| 3PT FG Made |                                               |
| 3PT FG Att. | 3 vs. Alabama A&M (11/13/15)                  |
| FT Made     |                                               |
| FT Att.     |                                               |
| Assists     | 1 vs. Lipscomb (12/28/15)                     |
| Steals      | 1 - 2X, last vs. Appalachian State (11/16/15) |
| Blocks      |                                               |
| Minutes     | 8 vs. Alabama A&M (11/13/15)                  |

**SEC HIGHS**

|             |                    |
|-------------|--------------------|
| Points      |                    |
| Rebounds    |                    |
| FG Made     |                    |
| FG Att.     |                    |
| 3PT FG Made |                    |
| 3PT FG Att. |                    |
| FT Made     |                    |
| FT Att.     |                    |
| Assists     |                    |
| Steals      |                    |
| Blocks      |                    |
| Minutes     | 1 vs. LSU (1/3/16) |

**2015-16 SEASON HIGHS**

|             |                                            |
|-------------|--------------------------------------------|
| Points      | 2 vs. Alabama A&M (11/13)                  |
| Rebounds    |                                            |
| FG Made     | 1 vs. Alabama A&M (11/13)                  |
| FG Att.     | 4 vs. Alabama A&M (11/13)                  |
| 3PT FG Made |                                            |
| 3PT FG Att. | 3 vs. Alabama A&M (11/13)                  |
| FT Made     |                                            |
| FT Att.     |                                            |
| Assists     | 1 vs. Lipscomb (12/28)                     |
| Steals      | 1 - 2X, last vs. Appalachian State (11/16) |
| Blocks      |                                            |
| Minutes     | 8 vs. Alabama A&M (11/13)                  |

**2015-16 NOTES**

**Alabama A&M (11/13):** Had two points and a steal in eight minutes off the bench against the Bulldogs. **Appalachian State (11/16):** Recorded one steal in three minutes of play. **Mississippi Valley State (11/22):** Played six minutes, but did not record any stats against the Devilettes. **Lipscomb (12/28):** Recorded her first career assist in the win over the Lady Bison.

|                        |   |
|------------------------|---|
| Games Started          | 0 |
| Double Figure Points   | 0 |
| Double Figure Rebounds | 0 |
| Double-Doubles         | 0 |
| 20-plus Points         | 0 |

|                           |   |
|---------------------------|---|
| Led Alabama in Scoring    | 0 |
| Led Alabama in Rebounding | 0 |
| Led Alabama in Assists    | 0 |
| Led Alabama in Steals     | 0 |
| Led Alabama in Blocks     | 0 |

**2015-16 GAME-BY-GAME STATS**

| OPPONENT         | DATE  | GS | MIN | FG | FGA | PCT  | 3FG | FGA | PCT  | FT | FTA | PCT  | OFF | DEF | TOT | AVG | PF | A | TO | BLK | STL | PTS | AVG |
|------------------|-------|----|-----|----|-----|------|-----|-----|------|----|-----|------|-----|-----|-----|-----|----|---|----|-----|-----|-----|-----|
| Alabama A&M      | 11/13 |    | 8   | 1  | 4   | .250 | 0   | 3   | .000 | 0  | 0   | .000 | 0   | 0   | 0   | 0.0 | 0  | 0 | 1  | 0   | 1   | 2   | 2.0 |
| App. State       | 11/16 |    | 3   | 0  | 0   | .000 | 0   | 0   | .000 | 0  | 0   | .000 | 0   | 0   | 0   | 0.0 | 0  | 0 | 0  | 0   | 1   | 0   | 1.0 |
| Miss. Valley St. | 11/22 |    | 6   | 0  | 2   | .000 | 0   | 1   | .000 | 0  | 0   | .000 | 0   | 0   | 0   | 0.0 | 0  | 0 | 0  | 0   | 0   | 0   | 0.7 |
| Georgia State    | 11/24 |    |     |    |     |      |     |     |      |    |     |      |     |     |     |     |    |   |    |     |     |     |     |
| Middle Tenn.     | 11/27 |    | 1   | 0  | 0   | .000 | 0   | 0   | .000 | 0  | 0   | .000 | 0   | 0   | 0   | 0.0 | 2  | 0 | 1  | 0   | 0   | 0   | 0.5 |
| Utah Valley      | 11/28 |    |     |    |     |      |     |     |      |    |     |      |     |     |     |     |    |   |    |     |     |     |     |
| UT Martin        | 12/2  |    |     |    |     |      |     |     |      |    |     |      |     |     |     |     |    |   |    |     |     |     |     |
| Alcorn State     | 12/6  |    | 3   | 0  | 0   | .000 | 0   | 0   | .000 | 0  | 0   | .000 | 0   | 0   | 0   | 0.0 | 0  | 0 | 0  | 0   | 0   | 0   | 0.4 |
| Georgetown       | 12/12 |    |     |    |     |      |     |     |      |    |     |      |     |     |     |     |    |   |    |     |     |     |     |
| North Florida    | 12/14 |    | 1   | 0  | 0   | .000 | 0   | 0   | .000 | 0  | 0   | .000 | 0   | 0   | 0   | 0.0 | 0  | 0 | 0  | 0   | 0   | 0   | 0.3 |
| Georgia Tech     | 12/18 |    |     |    |     |      |     |     |      |    |     |      |     |     |     |     |    |   |    |     |     |     |     |
| Grambling St.    | 12/20 |    |     |    |     |      |     |     |      |    |     |      |     |     |     |     |    |   |    |     |     |     |     |
| Lipscomb         | 12/28 |    | 1   | 0  | 0   | .000 | 0   | 0   | .000 | 0  | 0   | .000 | 0   | 0   | 0   | 0.0 | 0  | 1 | 0  | 0   | 0   | 0   | 0.3 |
| LSU              | 1/3   |    | 1   | 0  | 0   | .000 | 0   | 0   | .000 | 0  | 0   | .000 | 0   | 0   | 0   | 0.0 | 0  | 0 | 0  | 0   | 0   | 0   | 0.3 |
| Kentucky         | 1/7   |    |     |    |     |      |     |     |      |    |     |      |     |     |     |     |    |   |    |     |     |     |     |
| Vanderbilt       | 1/10  |    |     |    |     |      |     |     |      |    |     |      |     |     |     |     |    |   |    |     |     |     |     |
| Auburn           | 1/14  |    |     |    |     |      |     |     |      |    |     |      |     |     |     |     |    |   |    |     |     |     |     |
| Georgia          | 1/17  |    |     |    |     |      |     |     |      |    |     |      |     |     |     |     |    |   |    |     |     |     |     |
| Florida          | 1/21  |    |     |    |     |      |     |     |      |    |     |      |     |     |     |     |    |   |    |     |     |     |     |
| Vanderbilt       | 1/25  |    |     |    |     |      |     |     |      |    |     |      |     |     |     |     |    |   |    |     |     |     |     |
| Texas A&M        | 1/28  |    |     |    |     |      |     |     |      |    |     |      |     |     |     |     |    |   |    |     |     |     |     |
| Tennessee        | 1/31  |    |     |    |     |      |     |     |      |    |     |      |     |     |     |     |    |   |    |     |     |     |     |
| Ole Miss         | 2/4   |    |     |    |     |      |     |     |      |    |     |      |     |     |     |     |    |   |    |     |     |     |     |
| Auburn           | 2/7   |    |     |    |     |      |     |     |      |    |     |      |     |     |     |     |    |   |    |     |     |     |     |
| Missouri         | 2/11  |    |     |    |     |      |     |     |      |    |     |      |     |     |     |     |    |   |    |     |     |     |     |

CAREER STATS

| Year    | GP | GS | Min | Avg | FG | FGA | Pct  | 3FG | 3FGA | Pct  | FT | FTA | Pct  | Off | Def | Tot | Avg | PF | FO | A | TO | Blk | Stl | Pts | Avg |
|---------|----|----|-----|-----|----|-----|------|-----|------|------|----|-----|------|-----|-----|-----|-----|----|----|---|----|-----|-----|-----|-----|
| 2015-16 | 8  | 0  | 24  | 3.0 | 1  | 6   | .167 | 0   | 4    | .000 | 0  | 0   | .000 | 0   | 0   | 0   | 0.0 | 2  | 0  | 1 | 2  | 0   | 2   | 2   | 0.3 |





22

5-7 • Sophomore

Guard

**KARYLA MIDDLEBROOK**

Blue Springs, Mo. (Blue Springs HS)

**CAREER HIGHS**

|             |                                           |
|-------------|-------------------------------------------|
| Points      | 17 - 2X, last vs. Georgia (1/17/16)       |
| Rebounds    | 9 - 2X, last vs. Auburn (2/7/16)          |
| FG Made     | 6 - 3X, last vs. Texas A&M (1/28/16)      |
| FG Att.     | 16 vs. Missouri (2/12/15)                 |
| 3PT FG Made | 2 - 6X, last vs. Georgia (1/17/16)        |
| 3PT FG Att. | 8 vs. Florida (2/26/15)                   |
| FT Made     | 9 at Duke (11/17/13)                      |
| FT Att.     | 10 vs. Kentucky (1/2/15)                  |
| Assists     | 7 - 2X, last vs. New Orleans (12/21/14)   |
| Steals      | 4 - 2X, last vs. Georgia State (11/24/15) |
| Blocks      | 1 - 5X, last vs. Auburn (2/7/16)          |
| Minutes     | 40 vs. Vanderbilt (1/10/16)               |

**SEC HIGHS**

|             |                                      |
|-------------|--------------------------------------|
| Points      | 17 - 2X, last vs. Georgia (1/17/16)  |
| Rebounds    | 9 vs. Auburn (2/7/16)                |
| FG Made     | 6 - 3X, last vs. Texas A&M (1/28/16) |
| FG Att.     | 16 vs. Missouri (2/12/15)            |
| 3PT FG Made | 2 - 4X, last vs. Georgia (1/17/16)   |
| 3PT FG Att. | 8 vs. Florida (2/26/15)              |
| FT Made     | 8 vs. Miss. State (2/22/15)          |
| FT Att.     | 10 vs. Kentucky (1/2/15)             |
| Assists     | 5 - 2X, last vs. Auburn (1/22/15)    |
| Steals      | 3 - 2X, last vs. Auburn (2/7/16)     |
| Blocks      | 1 - 3X, vs. Auburn (2/7/16)          |
| Minutes     | 40 vs. Vanderbilt (1/10/16)          |

**2015-16 SEASON HIGHS**

|             |                                 |
|-------------|---------------------------------|
| Points      | 17 vs. Georgia (1/17)           |
| Rebounds    | 9 - 2X, last vs. Auburn (2/7)   |
| FG Made     | 6 vs. Texas A&M (1/28)          |
| FG Att.     | 14 at Tennessee (1/31)          |
| 3PT FG Made | 2 - 3X, last vs. Georgia (1/17) |
| 3PT FG Att. | 4 - 4X, last at Missouri (2/11) |
| FT Made     | 6 vs. Georgia State (11/24)     |
| FT Att.     | 8 - 2X, last vs. Georgia (1/17) |
| Assists     | 6 vs. Alabama A&M (1/13)        |
| Steals      | 4 vs. Georgia State (11/24)     |
| Blocks      | 1 - 4X, last vs. Auburn (2/7)   |
| Minutes     | 40 vs. Vanderbilt (1/10)        |

**2015-16 NOTES**

**Alabama A&M (11/13):** Added 15 points, six rebounds, six assists and a steal in the opener against Alabama A&M. **Appalachian State (11/16):** Recorded eight points, three assists, two rebounds and one steal vs. the Mountaineers. **Mississippi Valley State (11/22):** Had 12 points, five rebound, three assists and two steals. **Georgia State (11/24):** Tied her career high to that point in rebounds and steals with seven and four, respectively, while adding 12 points and three assists in 37 minutes against the Panthers. **Middle Tennessee (11/27):** Finished with nine points, four rebounds, one assist and one steal in the win. **Utah Valley (11/28):** Contributed 12 points, two rebounds, two assists and three steals. **UT Martin (12/2):** Had six points, three rebounds and two assists against the Skyhawks. **Alcorn State (12/6):** Nearly finished with a double-double as she had 12 points and nine rebounds, setting a new career best in boards, to go along with five assists and two steals. **Georgetown (12/12):** Had 12 points, two rebounds, five assists and one steal. **North Florida (12/14):** Recorded a game-high five assists in addition to six points, two rebounds and two steals. **Georgia Tech (12/18):** Pulled down six rebounds, dished out four assists and added two steals and a block. **Lipscomb (12/28):** Added nine points, five assists, three rebounds and three steals. **LSU (1/3):** Collected 10 points, five rebounds, two assists and a steal. **Kentucky (1/7):** Led Alabama with 12 points, four rebounds and a pair of assists. **Vanderbilt (1/10):** Contributed nine points, two rebounds, three assists and two steals in a career-high 40 minutes of action. **Auburn (1/14):** Went 5-for-6 from the free throw line, finishing with seven points, four assists, two rebounds and two steals. **Georgia (1/17):** Tied her career high with 17 points while adding two assists and a rebound in the win. **Texas A&M (1/28):** Finished with 15 points, four rebounds, three assists, three steals and a block. **Auburn (2/7):** Tied her career high in rebounds with nine while adding four points, two assists, one block and three steals. **Missouri (2/11):** Had 11 points, six rebounds, two assists and a steal.

|                        |    |
|------------------------|----|
| Games Started          | 25 |
| Double Figure Points   | 11 |
| Double Figure Rebounds | 0  |
| Double-Doubles         | 0  |
| 20-plus Points         | 0  |

|                           |    |
|---------------------------|----|
| Led Alabama in Scoring    | 2  |
| Led Alabama in Rebounding | 3  |
| Led Alabama in Assists    | 13 |
| Led Alabama in Steals     | 8  |
| Led Alabama in Blocks     | 4  |

**2015-16 GAME-BY-GAME STATS**

| OPPONENT        | DATE  | GS | MIN | FG | FGA | PCT   | 3FG | FGA | PCT   | FT | FTA | PCT   | OFF | DEF | TOT | AVG | PF | A | TO | BLK | STL | PTS | AVG  |     |
|-----------------|-------|----|-----|----|-----|-------|-----|-----|-------|----|-----|-------|-----|-----|-----|-----|----|---|----|-----|-----|-----|------|-----|
| Alabama A&M     | 11/13 | *  | 29  | 5  | 12  | .417  | 0   | 2   | .000  | 5  | 6   | .833  | 0   | 6   | 6   | 6.0 | 3  | 6 | 2  | 0   | 1   | 15  | 15.0 |     |
| App. State      | 11/16 | *  | 23  | 3  | 9   | .333  | 0   | 1   | .000  | 2  | 2   | 1.000 | 0   | 2   | 2   | 4.0 | 4  | 3 | 2  | 0   | 1   | 8   | 11.5 |     |
| Miss Valley St. | 11/22 | *  | 23  | 5  | 10  | .500  | 0   | 2   | .000  | 2  | 4   | .500  | 1   | 4   | 5   | 4.3 | 0  | 3 | 1  | 0   | 2   | 12  | 11.7 |     |
| Georgia State   | 11/24 | *  | 37  | 3  | 13  | .231  | 0   | 1   | .000  | 6  | 6   | 1.000 | 1   | 6   | 7   | 5.0 | 1  | 3 | 4  | 0   | 4   | 12  | 11.8 |     |
| Middle Tenn.    | 11/27 | *  | 22  | 2  | 2   | 1.000 | 0   | 0   | .000  | 5  | 8   | .625  | 0   | 4   | 4   | 4.8 | 2  | 1 | 0  | 0   | 1   | 9   | 11.2 |     |
| Utah Valley     | 11/28 | *  | 37  | 4  | 9   | .444  | 0   | 2   | .000  | 4  | 4   | 1.000 | 0   | 2   | 2   | 4.3 | 1  | 2 | 2  | 0   | 3   | 12  | 11.3 |     |
| UT Martin       | 12/2  | *  | 30  | 3  | 8   | .375  | 0   | 1   | .000  | 0  | 0   | .000  | 1   | 2   | 3   | 4.1 | 2  | 2 | 1  | 0   | 0   | 6   | 10.6 |     |
| Alcorn State    | 12/6  | *  | 30  | 5  | 8   | .625  | 1   | 1   | 1.000 | 1  | 2   | .500  | 3   | 6   | 9   | 4.8 | 2  | 5 | 1  | 0   | 2   | 12  | 10.8 |     |
| Georgetown      | 12/12 | *  | 24  | 3  | 9   | .333  | 2   | 3   | .667  | 4  | 4   | 1.000 | 1   | 1   | 2   | 4.4 | 3  | 5 | 4  | 0   | 1   | 12  | 10.9 |     |
| North Florida   | 12/14 | *  | 27  | 1  | 5   | .200  | 0   | 2   | .000  | 4  | 4   | 1.000 | 2   | 0   | 2   | 4.2 | 2  | 5 | 0  | 0   | 2   | 6   | 10.4 |     |
| Georgia Tech    | 12/18 | *  | 28  | 0  | 2   | .000  | 0   | 0   | .000  | 0  | 0   | .000  | 3   | 3   | 6   | 4.4 | 1  | 4 | 5  | 1   | 2   | 0   | 9.5  |     |
| Grambling St.   | 12/20 | *  | 27  | 2  | 7   | .286  | 0   | 4   | .000  | 0  | 0   | .000  | 2   | 1   | 3   | 4.3 | 3  | 2 | 3  | 0   | 0   | 4   | 9.0  |     |
| Lipscomb        | 12/28 | *  | 34  | 3  | 8   | .375  | 1   | 4   | .250  | 2  | 2   | 1.000 | 0   | 3   | 3   | 4.2 | 0  | 5 | 3  | 0   | 3   | 9   | 9.0  |     |
| LSU             | 1/3   | *  | 33  | 3  | 8   | .375  | 1   | 2   | .500  | 3  | 3   | 1.000 | 0   | 5   | 5   | 4.2 | 1  | 2 | 4  | 0   | 1   | 10  | 9.1  |     |
| Kentucky        | 1/7   | *  | 30  | 5  | 11  | .455  | 2   | 4   | .500  | 0  | 0   | .000  | 1   | 3   | 4   | 4.2 | 4  | 2 | 2  | 0   | 0   | 12  | 9.3  |     |
| Vanderbilt      | 1/10  | *  | 40  | 2  | 8   | .250  | 1   | 2   | .500  | 4  | 5   | .800  | 0   | 2   | 2   | 4.1 | 4  | 3 | 3  | 0   | 2   | 9   | 9.3  |     |
| Auburn          | 1/14  | *  | 31  | 1  | 4   | .250  | 0   | 2   | .000  | 5  | 6   | .833  | 0   | 2   | 2   | 3.9 | 3  | 4 | 3  | 0   | 2   | 7   | 9.1  |     |
| Georgia         | 1/17  | *  | 37  | 5  | 9   | .556  | 2   | 3   | .667  | 5  | 8   | .625  | 0   | 1   | 1   | 3.8 | 2  | 2 | 1  | 0   | 0   | 17  | 9.6  |     |
| Florida         | 1/21  | *  | 21  | 1  | 3   | .333  | 0   | 0   | .000  | 1  | 2   | .500  | 0   | 4   | 4   | 3.8 | 4  | 0 | 8  | 1   | 1   | 3   | 9.2  |     |
| Vanderbilt      | 1/25  | *  | 37  | 3  | 8   | .375  | 0   | 2   | .000  | 1  | 2   | .500  | 0   | 1   | 1   | 3.7 | 1  | 1 | 2  | 0   | 0   | 2   | 7    | 9.1 |
| Texas A&M       | 1/28  | *  | 32  | 6  | 10  | .600  | 1   | 1   | 1.000 | 2  | 5   | .400  | 1   | 3   | 4   | 3.7 | 4  | 3 | 6  | 1   | 3   | 15  | 9.4  |     |
| Tennessee       | 1/31  | *  | 34  | 4  | 14  | .286  | 0   | 4   | .000  | 0  | 0   | .000  | 2   | 2   | 4   | 3.7 | 2  | 1 | 3  | 0   | 0   | 2   | 8    | 9.3 |
| Ole Miss        | 2/4   | *  | 31  | 1  | 7   | .143  | 0   | 3   | .000  | 3  | 4   | .750  | 0   | 5   | 5   | 3.7 | 5  | 0 | 3  | 0   | 1   | 5   | 9.1  |     |
| Auburn          | 2/7   | *  | 38  | 0  | 10  | .000  | 0   | 3   | .000  | 4  | 7   | .571  | 2   | 7   | 9   | 4.0 | 3  | 2 | 2  | 1   | 3   | 4   | 8.9  |     |
| Missouri        | 2/11  | *  | 36  | 4  | 11  | .364  | 1   | 4   | .250  | 2  | 2   | 1.000 | 0   | 6   | 6   | 4.0 | 1  | 2 | 4  | 0   | 1   | 11  | 9.0  |     |

**CAREER STATS**

| Year         | GP        | GS        | Min         | Avg         | FG         | FGA        | Pct         | 3FG       | 3FGA       | Pct         | FT         | FTA        | Pct         | Off       | Def        | Tot        | Avg        | PF         | FO       | A          | TO         | Blk      | Stl       | Pts        | Avg        |
|--------------|-----------|-----------|-------------|-------------|------------|------------|-------------|-----------|------------|-------------|------------|------------|-------------|-----------|------------|------------|------------|------------|----------|------------|------------|----------|-----------|------------|------------|
| 2013-14      | 9         | 7         | 182         | 20.2        | 13         | 47         | .277        | 2         | 14         | .143        | 20         | 27         | .741        | 6         | 12         | 18         | 2.0        | 20         | 0        | 13         | 17         | 1        | 5         | 48         | 5.3        |
| 2014-15      | 32        | 32        | 919         | 28.7        | 66         | 211        | .313        | 20        | 62         | .323        | 74         | 98         | .755        | 24        | 58         | 82         | 2.6        | 79         | 4        | 101        | 110        | 0        | 31        | 226        | 7.1        |
| 2015-16      | 25        | 25        | 771         | 30.8        | 74         | 205        | .361        | 12        | 53         | .226        | 65         | 86         | .756        | 20        | 81         | 101        | 4.0        | 58         | 1        | 68         | 69         | 4        | 40        | 225        | 9.0        |
| <b>TOTAL</b> | <b>66</b> | <b>64</b> | <b>1872</b> | <b>28.4</b> | <b>153</b> | <b>463</b> | <b>.330</b> | <b>34</b> | <b>129</b> | <b>.264</b> | <b>159</b> | <b>211</b> | <b>.754</b> | <b>50</b> | <b>151</b> | <b>201</b> | <b>3.0</b> | <b>157</b> | <b>5</b> | <b>182</b> | <b>196</b> | <b>5</b> | <b>76</b> | <b>499</b> | <b>7.6</b> |



23

6-0 • Freshman

Guard

**SHAQUERA WADE**

Huntsville, Ala. (Huntsville HS)

**CAREER HIGHS**

|             |                                    |
|-------------|------------------------------------|
| Points      | 14 vs. Auburn (2/7/16)             |
| Rebounds    | 9 vs. Auburn (2/7/16)              |
| FG Made     | 6 vs. Auburn (2/7/16)              |
| FG Att.     | 13 vs. Auburn (2/7/16)             |
| 3PT FG Made | 2 - 3X, last at Missouri (2/11/16) |
| 3PT FG Att. | 5 at Missouri (2/11/16)            |
| FT Made     | 4 vs. Georgetown (12/12/15)        |
| FT Att.     | 5 at Florida (1/21/16)             |
| Assists     | 5 vs. Alcorn State (12/6/15)       |
| Steals      | 5 vs. Alcorn State (12/6/15)       |
| Blocks      | 2 vs. Alcorn State (12/6/15)       |
| Minutes     | 37 at Missouri (2/11/16)           |

**SEC HIGHS**

|             |                                    |
|-------------|------------------------------------|
| Points      | 14 vs. Auburn (2/7/16)             |
| Rebounds    | 9 vs. Auburn (2/7/16)              |
| FG Made     | 6 vs. Auburn (2/7/16)              |
| FG Att.     | 13 vs. Auburn (2/7/16)             |
| 3PT FG Made | 2 - 2X, last at Missouri (2/11/16) |
| 3PT FG Att. | 5 at Missouri (2/11/16)            |
| FT Made     | 3 at Florida (1/21/16)             |
| FT Att.     | 5 at Florida (1/21/16)             |
| Assists     | 2 - 2X, last vs. Ole Miss (2/4/16) |
| Steals      | 3 - 2X, last at Florida (1/21/16)  |
| Blocks      | 1 - 5X, last at Missouri (2/11/16) |
| Minutes     | 37 at Missouri (2/11/16)           |

**2015-16 SEASON HIGHS**

|             |                                 |
|-------------|---------------------------------|
| Points      | 14 vs. Auburn (2/7)             |
| Rebounds    | 9 vs. Auburn (2/7)              |
| FG Made     | 6 vs. Auburn (2/7)              |
| FG Att.     | 13 vs. Auburn (2/7)             |
| 3PT FG Made | 2 - 3X, last at Missouri (2/11) |
| 3PT FG Att. | 5 at Missouri (2/11)            |
| FT Made     | 4 vs. Georgetown (12/12)        |
| FT Att.     | 5 at Florida (1/21)             |
| Assists     | 5 vs. Alcorn State (12/6)       |
| Steals      | 5 vs. Alcorn State (12/6)       |
| Blocks      | 2 vs. Alcorn State (12/6)       |
| Minutes     | 37 at Missouri (2/11)           |

**2015-16 NOTES**

**Alabama A&M (11/13):** Collected 10 points, eight rebounds and three steals in her first game in the crimson and white. **Appalachian State (11/16):** Had eight points, three steals, one rebound and one assist in the Tide victory. **Mississippi Valley State (11/22):** Recorded nine points, three rebounds, two steals, one block and one assist. **Georgia State (11/24):** Hauled in eight rebounds and added three points, two steals and an assist in the win. **Middle Tennessee (11/27):** Finished with eight points and four rebounds in the victory over the Blue Raiders. **Utah Valley (11/28):** Had two rebounds and one assist against the Wolverines. **UT Martin (12/2):** Added four points, three rebounds, one assist, one block and one steal. **Alcorn State (12/6):** Did a little bit of everything for UA in its win over the Braves as she finished with six points, eight rebounds and career highs in assists (five), blocks (two) and steals (five). **Georgetown (12/12):** Had eight points, three rebounds and two assists in 16 minutes. **North Florida (12/14):** Scored nine points and pulled down three rebounds in the win. **Georgia Tech (12/18):** Notched six rebounds, three points and an assist. **Grambling State (12/20):** Recorded six points, three rebounds, two assists and two steals. **Lipscomb (12/28):** Hauled in six rebounds and had one point and one assist. **LSU (1/3):** Had six points and an assist in her SEC debut. **Vanderbilt (1/10):** Contributed six points, three rebounds and two assists. **Auburn (1/14):** Had nine points, three rebounds, three steals, one assist and a block. **Georgia (1/17):** Collected six points, three rebounds and a pair of steals in the win over the Lady Bulldogs. **Florida (1/21):** Scored 13 points while adding one rebound, one assist and three steals. **Vanderbilt (1/25):** Made her first start at Vanderbilt where she finished with four points, three rebounds, one assist, one block and a steal. **Auburn (2/7):** Set career highs in points and rebounds with 14 and nine.

|                        |   |
|------------------------|---|
| Games Started          | 4 |
| Double Figure Points   | 3 |
| Double Figure Rebounds | 0 |
| Double-Doubles         | 0 |
| 20-plus Points         | 0 |


|                           |   |
|---------------------------|---|
| Led Alabama in Scoring    | 0 |
| Led Alabama in Rebounding | 1 |
| Led Alabama in Assists    | 2 |
| Led Alabama in Steals     | 5 |
| Led Alabama in Blocks     | 2 |

**2015-16 GAME-BY-GAME STATS**

| OPPONENT         | DATE  | GS | MIN | FG | FGA          | PCT | 3FG | FGA   | PCT | FT | FTA   | PCT | OFF | DEF | TOT | AVG | PF | A | TO | BLK | STL | PTS  | AVG |
|------------------|-------|----|-----|----|--------------|-----|-----|-------|-----|----|-------|-----|-----|-----|-----|-----|----|---|----|-----|-----|------|-----|
| Alabama A&M      | 11/13 | 28 | 4   | 8  | .500         | 0   | 1   | .000  | 2   | 4  | .500  | 6   | 2   | 8   | 8.0 | 4   | 0  | 0 | 0  | 3   | 10  | 10.0 |     |
| App. State       | 11/16 | 23 | 4   | 9  | .444         | 0   | 0   | .000  | 0   | 0  | .000  | 0   | 1   | 1   | 4.5 | 2   | 1  | 0 | 0  | 3   | 8   | 9.0  |     |
| Miss. Valley St. | 11/22 | 23 | 4   | 6  | .667         | 1   | 2   | .500  | 0   | 0  | .000  | 2   | 1   | 3   | 4.0 | 2   | 1  | 1 | 1  | 2   | 9   | 9.0  |     |
| Georgia State    | 11/24 | 22 | 1   | 9  | .111         | 0   | 3   | .000  | 1   | 2  | .500  | 2   | 6   | 8   | 5.0 | 2   | 1  | 3 | 0  | 2   | 3   | 7.5  |     |
| Middle Tenn.     | 11/27 | 23 | 3   | 8  | .375         | 2   | 3   | .667  | 0   | 0  | .000  | 0   | 4   | 4   | 4.8 | 3   | 0  | 3 | 0  | 0   | 8   | 7.6  |     |
| Utah Valley      | 11/28 | 9  | 0   | 2  | .000         | 0   | 1   | .000  | 0   | 0  | .000  | 1   | 1   | 2   | 4.3 | 0   | 1  | 1 | 0  | 0   | 0   | 6.3  |     |
| UT Martin        | 12/2  | 20 | 1   | 3  | .333         | 0   | 1   | .000  | 2   | 2  | 1.000 | 0   | 3   | 3   | 4.1 | 1   | 1  | 2 | 1  | 1   | 4   | 6.0  |     |
| Alcorn State     | 12/6  | 16 | 3   | 8  | .375         | 0   | 1   | .000  | 0   | 2  | .000  | 3   | 5   | 8   | 4.6 | 4   | 5  | 3 | 2  | 5   | 6   | 6.0  |     |
| Georgetown       | 12/12 | 16 | 2   | 9  | .222         | 0   | 0   | .000  | 4   | 4  | 1.000 | 1   | 2   | 3   | 4.4 | 1   | 2  | 1 | 0  | 0   | 8   | 6.2  |     |
| North Florida    | 12/14 | 20 | 4   | 8  | .500         | 1   | 2   | .500  | 0   | 0  | .000  | 1   | 2   | 3   | 4.3 | 0   | 0  | 0 | 0  | 0   | 9   | 6.5  |     |
| Georgia Tech     | 12/18 | 19 | 1   | 3  | .333         | 0   | 0   | .000  | 1   | 2  | .500  | 3   | 3   | 6   | 4.5 | 3   | 1  | 1 | 0  | 0   | 3   | 6.2  |     |
| Grambling St.    | 12/20 | 20 | 3   | 6  | .500         | 0   | 1   | .000  | 0   | 1  | .000  | 2   | 1   | 3   | 4.3 | 2   | 2  | 1 | 0  | 2   | 6   | 6.2  |     |
| Lipscomb         | 12/28 | 21 | 0   | 2  | .000         | 0   | 0   | .000  | 1   | 2  | .500  | 4   | 2   | 6   | 4.5 | 0   | 1  | 1 | 0  | 0   | 1   | 5.8  |     |
| LSU              | 1/3   | 15 | 3   | 4  | .750         | 0   | 0   | .000  | 0   | 0  | .000  | 0   | 0   | 0   | 4.1 | 2   | 1  | 0 | 0  | 0   | 6   | 5.8  |     |
| Kentucky         | 1/7   | 9  | 0   | 0  | .000         | 0   | 0   | .000  | 0   | 0  | .000  | 1   | 0   | 1   | 3.9 | 2   | 0  | 2 | 1  | 0   | 0   | 5.4  |     |
| Vanderbilt       | 1/10  | 17 | 2   | 5  | .400         | 2   | 4   | .500  | 0   | 2  | .000  | 1   | 2   | 3   | 3.9 | 2   | 2  | 2 | 0  | 0   | 6   | 5.4  |     |
| Auburn           | 1/14  | 22 | 4   | 8  | .500         | 1   | 2   | .500  | 0   | 0  | .000  | 1   | 2   | 3   | 3.8 | 3   | 1  | 4 | 1  | 3   | 9   | 5.6  |     |
| Georgia          | 1/17  | 19 | 3   | 10 | .300         | 0   | 2   | .000  | 0   | 0  | .000  | 1   | 2   | 3   | 3.8 | 0   | 0  | 0 | 0  | 2   | 6   | 5.7  |     |
| Florida          | 1/21  | 30 | 5   | 9  | .556         | 0   | 1   | .000  | 3   | 5  | .600  | 0   | 1   | 1   | 3.6 | 4   | 1  | 3 | 0  | 3   | 13  | 6.1  |     |
| Vanderbilt       | 1/25  | *  | 29  | 2  | .786         | 0   | 1   | .000  | 0   | 0  | .000  | 2   | 1   | 3   | 3.6 | 3   | 1  | 1 | 1  | 1   | 4   | 6.0  |     |
| Texas A&M        | 1/28  | *  | 24  | 3  | .750         | 1   | 1   | 1.000 | 0   | 0  | .000  | 0   | 2   | 2   | 3.5 | 1   | 0  | 2 | 0  | 1   | 7   | 6.0  |     |
| Tennessee        | 1/31  |    |     |    | DNP - Injury |     |     |       |     |    |       |     |     |     |     |     |    |   |    |     |     |      |     |
| Ole Miss         | 2/4   | 25 | 2   | 6  | .333         | 0   | 1   | .000  | 0   | 0  | .000  | 1   | 2   | 3   | 3.5 | 3   | 2  | 3 | 1  | 0   | 4   | 5.9  |     |
| Auburn           | 2/7   | *  | 32  | 6  | .462         | 1   | 3   | .333  | 1   | 1  | 1.000 | 4   | 5   | 9   | 3.7 | 2   | 0  | 3 | 0  | 1   | 14  | 6.3  |     |
| Missouri         | 2/11  | *  | 37  | 2  | .250         | 2   | 5   | .400  | 1   | 2  | .500  | 1   | 4   | 5   | 3.8 | 4   | 0  | 1 | 1  | 1   | 7   | 6.3  |     |

**CAREER STATS**

| Year    | GP | GS | Min | Avg  | FG | FGA | Pct  | 3FG | 3FGA | Pct  | FT | FTA | Pct  | Off | Def | Tot | Avg | PF | FO | A  | TO | Blk | Stl | Pts | Avg |
|---------|----|----|-----|------|----|-----|------|-----|------|------|----|-----|------|-----|-----|-----|-----|----|----|----|----|-----|-----|-----|-----|
| 2015-16 | 24 | 4  | 519 | 21.6 | 62 | 155 | .400 | 11  | 35   | .314 | 16 | 29  | .552 | 37  | 54  | 91  | 3.8 | 50 | 0  | 24 | 38 | 9   | 30  | 151 | 6.3 |



35

6-3 • Sophomore

Forward

**DIAMANTÉ MARTINEZ**

New Orleans, La. (Edna Karr HS)

**CAREER HIGHS**

|             |                                           |
|-------------|-------------------------------------------|
| Points      | 8 vs. Georgia State (11/24/15)            |
| Rebounds    | 8 vs. Florida A&M (11/14/14)              |
| FG Made     | 3 vs. Georgia State (11/24/15)            |
| FG Att.     | 5 vs. Georgia State (11/24/15)            |
| 3PT FG Made |                                           |
| 3PT FG Att. |                                           |
| FT Made     | 2 - 4X, last at Missouri (2/11/16)        |
| FT Att.     | 4 vs. Mississippi Valley State (11/22/15) |
| Assists     | 1 - 2X, last vs. Alcorn State (12/6/15)   |
| Steals      | 2 at Tennessee (1/31/16)                  |
| Blocks      | 6 vs. Alabama A&M (11/13/15)              |
| Minutes     | 17 vs. Florida A&M (11/14/14)             |

**SEC HIGHS**

|             |                                    |
|-------------|------------------------------------|
| Points      | 2 vs. South Carolina (1/8/15)      |
| Rebounds    | 3 vs. South Carolina (1/8/15)      |
| FG Made     | 1 vs. South Carolina (1/8/15)      |
| FG Att.     | 3 at Tennessee (1/31/16)           |
| 3PT FG Made |                                    |
| 3PT FG Att. |                                    |
| FT Made     | 2 at Missouri (2/11/16)            |
| FT Att.     | 2 - 3X, last at Missouri (2/11/16) |
| Assists     |                                    |
| Steals      | 2 at Tennessee (1/31/16)           |
| Blocks      | 1 vs. Texas A&M (1/28/16)          |
| Minutes     | 14 at Kentucky (1/7/16)            |

**2015-16 SEASON HIGHS**

|             |                                        |
|-------------|----------------------------------------|
| Points      | 8 vs. Georgia State (11/24)            |
| Rebounds    | 4 vs. Mississippi Valley State (11/22) |
| FG Made     | 3 vs. Georgia State (11/24)            |
| FG Att.     | 5 vs. Georgia State (11/24)            |
| 3PT FG Made |                                        |
| 3PT FG Att. |                                        |
| FT Made     | 2 - 4X, last at Missouri (2/11)        |
| FT Att.     | 4 vs. Mississippi Valley State (11/22) |
| Assists     | 1 - 2X, last vs. Alcorn State (12/6)   |
| Steals      | 2 at Tennessee (1/31)                  |
| Blocks      | 6 vs. Alabama A&M (11/13)              |
| Minutes     | 16 vs. Alcorn State (12/6)             |

**2015-16 NOTES**

**Alabama A&M (11/13):** Had six blocks and three rebounds in 12 minutes of reserve action in the season opener ... her six blocks tied for the third most in a single game in Alabama history and were the most since Yolanda Watkins had the same number on Dec. 4, 1994, vs. Tennessee State. **Appalachian State (11/16):** Was, once again, a force inside, recording five blocks for the Tide ... also had two points and two rebounds in 12 minutes off the bench. **Mississippi Valley State (11/22):** Continued her dominance in the paint, blocking four shots to bring her season total to 15 through three games ... chipped in a career-high four points, four rebounds, one assist and one steal as well. **Georgia State (11/24):** Scored a career-high eight points while adding two rebounds and a block in nine minutes of action against the Panthers. **Middle Tennessee (11/27):** Recorded two rebounds and a block in the win. **UT Martin (12/2):** Had two points and two rebounds in six minutes versus the Skyhawks. **Alcorn State (12/6):** Added five points, three rebounds, three blocks and an assist.

|                        |   |
|------------------------|---|
| Games Started          | 0 |
| Double Figure Points   | 0 |
| Double Figure Rebounds | 0 |
| Double-Doubles         | 0 |
| 20-plus Points         | 0 |

|                           |   |
|---------------------------|---|
| Led Alabama in Scoring    | 0 |
| Led Alabama in Rebounding | 0 |
| Led Alabama in Assists    | 0 |
| Led Alabama in Steals     | 1 |
| Led Alabama in Blocks     | 6 |

**2015-16 GAME-BY-GAME STATS**

| OPPONENT         | DATE  | GS | MIN | FG | FGA   | PCT | 3FG | FGA  | PCT | FT | FTA   | PCT | OFF | DEF | TOT | AVG | PF | A | TO | BLK | STL | PTS | AVG |
|------------------|-------|----|-----|----|-------|-----|-----|------|-----|----|-------|-----|-----|-----|-----|-----|----|---|----|-----|-----|-----|-----|
| Alabama A&M      | 11/13 | 12 | 0   | 1  | .000  | 0   | 0   | .000 | 0   | 0  | .000  | 0   | 0   | 3   | 3.0 | 5   | 0  | 2 | 6  | 0   | 0   | 0.0 |     |
| App. State       | 11/16 | 12 | 0   | 2  | .000  | 0   | 0   | .000 | 2   | 3  | .667  | 1   | 1   | 2   | 2.5 | 3   | 0  | 1 | 5  | 0   | 2   | 1.0 |     |
| Miss. Valley St. | 11/22 | 13 | 1   | 3  | .333  | 0   | 0   | .000 | 2   | 4  | .500  | 3   | 1   | 4   | 3.0 | 2   | 1  | 1 | 4  | 1   | 4   | 2.0 |     |
| Georgia State    | 11/24 | 9  | 3   | 5  | .600  | 0   | 0   | .000 | 2   | 3  | .667  | 2   | 0   | 2   | 2.8 | 1   | 0  | 0 | 1  | 0   | 8   | 3.5 |     |
| Middle Tenn.     | 11/27 | 6  | 0   | 2  | .000  | 0   | 0   | .000 | 0   | 0  | .000  | 0   | 2   | 2   | 2.6 | 5   | 0  | 1 | 1  | 0   | 0   | 2.8 |     |
| Utah Valley      | 11/28 | 1  | 0   | 0  | .000  | 0   | 0   | .000 | 0   | 0  | .000  | 0   | 0   | 0   | 2.2 | 1   | 0  | 0 | 0  | 0   | 0   | 2.3 |     |
| UT Martin        | 12/2  | 6  | 1   | 1  | 1.000 | 0   | 0   | .000 | 0   | 0  | .000  | 1   | 1   | 2   | 2.1 | 0   | 0  | 1 | 0  | 0   | 2   | 2.3 |     |
| Alcorn State     | 12/6  | 16 | 2   | 4  | .500  | 0   | 0   | .000 | 1   | 2  | .500  | 2   | 1   | 3   | 2.3 | 3   | 1  | 3 | 3  | 0   | 5   | 2.6 |     |
| Georgetown       | 12/12 | 2  | 0   | 0  | .000  | 0   | 0   | .000 | 0   | 0  | .000  | 0   | 0   | 0   | 2.0 | 1   | 0  | 1 | 0  | 0   | 0   | 2.3 |     |
| North Florida    | 12/14 | 8  | 1   | 4  | .250  | 0   | 0   | .000 | 0   | 0  | .000  | 0   | 1   | 1   | 1.9 | 2   | 0  | 0 | 1  | 0   | 2   | 2.3 |     |
| Georgia Tech     | 12/18 | 1  | 0   | 0  | .000  | 0   | 0   | .000 | 0   | 0  | .000  | 0   | 0   | 0   | 1.7 | 0   | 0  | 0 | 0  | 0   | 0   | 2.1 |     |
| Grambling St.    | 12/20 | 2  | 1   | 1  | 1.000 | 0   | 0   | .000 | 0   | 0  | .000  | 0   | 0   | 0   | 1.6 | 1   | 0  | 0 | 1  | 0   | 2   | 2.1 |     |
| Lipscomb         | 12/28 | 1  | 0   | 0  | .000  | 0   | 0   | .000 | 0   | 0  | .000  | 0   | 1   | 1   | 1.5 | 0   | 0  | 0 | 0  | 0   | 0   | 1.9 |     |
| LSU              | 1/3   | 2  | 0   | 0  | .000  | 0   | 0   | .000 | 0   | 0  | .000  | 0   | 0   | 0   | 1.4 | 0   | 0  | 0 | 0  | 0   | 0   | 1.8 |     |
| Kentucky         | 1/7   | 14 | 0   | 0  | .000  | 0   | 0   | .000 | 1   | 2  | .500  | 1   | 0   | 1   | 1.4 | 0   | 0  | 0 | 0  | 0   | 1   | 1.7 |     |
| Vanderbilt       | 1/10  |    |     |    |       |     |     |      |     |    |       |     |     |     |     |     |    |   |    |     |     |     |     |
| Auburn           | 1/14  |    |     |    |       |     |     |      |     |    |       |     |     |     |     |     |    |   |    |     |     |     |     |
| Georgia          | 1/17  | 2  | 0   | 0  | .000  | 0   | 0   | .000 | 0   | 0  | .000  | 0   | 0   | 0   | 1.3 | 0   | 0  | 0 | 0  | 0   | 0   | 1.6 |     |
| Florida          | 1/21  | 3  | 0   | 0  | .000  | 0   | 0   | .000 | 0   | 0  | .000  | 0   | 0   | 0   | 1.2 | 0   | 0  | 1 | 0  | 0   | 0   | 1.5 |     |
| Vanderbilt       | 1/25  | 5  | 0   | 2  | .000  | 0   | 0   | .000 | 0   | 0  | .000  | 0   | 1   | 1   | 1.2 | 0   | 0  | 0 | 0  | 0   | 0   | 1.4 |     |
| Texas A&M        | 1/28  | 4  | 0   | 0  | .000  | 0   | 0   | .000 | 0   | 0  | .000  | 0   | 0   | 0   | 1.2 | 0   | 0  | 0 | 1  | 0   | 0   | 1.4 |     |
| Tennessee        | 1/31  | 12 | 1   | 3  | .333  | 0   | 0   | .000 | 1   | 2  | .500  | 0   | 0   | 0   | 1.1 | 5   | 0  | 1 | 0  | 2   | 3   | 1.5 |     |
| Ole Miss         | 2/4   |    |     |    |       |     |     |      |     |    |       |     |     |     |     |     |    |   |    |     |     |     |     |
| Auburn           | 2/7   | 0  | 0   | 0  | .000  | 0   | 0   | .000 | 0   | 0  | .000  | 0   | 0   | 0   | 1.0 | 0   | 0  | 0 | 0  | 0   | 0   | 1.4 |     |
| Missouri         | 2/11  | 5  | 0   | 0  | .000  | 0   | 0   | .000 | 2   | 2  | 1.000 | 0   | 0   | 0   | 1.0 | 0   | 0  | 1 | 0  | 0   | 2   | 1.4 |     |

**CAREER STATS**

| Year    | GP | GS | Min | Avg | FG | FGA | Pct  | 3FG | 3FGA | Pct  | FT | FTA | Pct  | Off | Def | Tot | Avg | PF | FO | A | TO | Blk | Stl | Pts | Avg |
|---------|----|----|-----|-----|----|-----|------|-----|------|------|----|-----|------|-----|-----|-----|-----|----|----|---|----|-----|-----|-----|-----|
| 2014-15 | 11 | 0  | 71  | 6.5 | 1  | 6   | .167 | 0   | 0    | .000 | 2  | 5   | .400 | 10  | 11  | 21  | 1.9 | 13 | 1  | 0 | 7  | 6   | 0   | 4   | 0.4 |
| 2015-16 | 22 | 0  | 134 | 6.1 | 10 | 28  | .357 | 0   | 0    | .000 | 11 | 18  | .611 | 10  | 12  | 22  | 1.0 | 29 | 3  | 2 | 13 | 23  | 3   | 31  | 1.4 |
| TOTAL   | 33 | 0  | 205 | 6.2 | 11 | 34  | .324 | 0   | 0    | .000 | 13 | 23  | .565 | 20  | 23  | 43  | 1.3 | 42 | 4  | 2 | 20 | 29  | 3   | 35  | 1.1 |

## 2015-16 CUMULATIVE STATS - OVERALL

| RECORD:        | OVERALL | HOME | AWAY | NEUTRAL |
|----------------|---------|------|------|---------|
| ALL GAMES      | 14-11   | 12-3 | 0-8  | 2-0     |
| CONFERENCE     | 3-9     | 3-3  | 0-6  | 0-0     |
| NON-CONFERENCE | 11-2    | 9-0  | 0-2  | 2-0     |

| #              | Player              | gp-gs | min  | avg  | Total    |      | 3-Point |      | F-Throw |       | Rebounds |     |     |      | pf  | dq | a   | to  | blk | stl | pts  | avg  |
|----------------|---------------------|-------|------|------|----------|------|---------|------|---------|-------|----------|-----|-----|------|-----|----|-----|-----|-----|-----|------|------|
|                |                     |       |      |      | fg-fga   | fg%  | 3fg-fga | 3fg% | ft-fa   | ft%   | off      | def | tot | avg  |     |    |     |     |     |     |      |      |
| 11             | Cook, Hannah        | 25-25 | 728  | 29.1 | 98-253   | .387 | 57-157  | .363 | 55-73   | .753  | 26       | 115 | 141 | 5.6  | 63  | 1  | 24  | 55  | 2   | 43  | 308  | 12.3 |
| 15             | Knight, Meoshonti   | 25-25 | 687  | 27.5 | 86-216   | .398 | 12-53   | .226 | 75-122  | .615  | 15       | 78  | 93  | 3.7  | 41  | 1  | 52  | 69  | 7   | 40  | 259  | 10.4 |
| 01             | Bolton, Quanetria   | 25-19 | 444  | 17.8 | 96-190   | .505 | 10-33   | .303 | 25-37   | .676  | 46       | 54  | 100 | 4.0  | 55  | 1  | 12  | 29  | 33  | 14  | 227  | 9.1  |
| 22             | Middlebrook, Karyla | 25-25 | 771  | 30.8 | 74-205   | .361 | 12-53   | .226 | 65-86   | .756  | 20       | 81  | 101 | 4.0  | 58  | 1  | 68  | 69  | 4   | 40  | 225  | 9.0  |
| 13             | Hegstetter, Nikki   | 25-25 | 723  | 28.9 | 64-150   | .427 | 3-16    | .188 | 52-68   | .765  | 66       | 100 | 166 | 6.6  | 67  | 3  | 25  | 60  | 29  | 32  | 183  | 7.3  |
| 05             | Hayden, Breanna     | 23-2  | 472  | 20.5 | 53-127   | .417 | 4-18    | .222 | 35-47   | .745  | 23       | 55  | 78  | 3.4  | 30  | 0  | 49  | 47  | 7   | 18  | 145  | 6.3  |
| 23             | Wade, Shaquera      | 24-4  | 519  | 21.6 | 62-155   | .400 | 11-35   | .314 | 16-29   | .552  | 37       | 54  | 91  | 3.8  | 50  | 0  | 24  | 38  | 9   | 30  | 151  | 6.3  |
| 12             | Foy, C'Coriea       | 14-0  | 86   | 6.1  | 16-35    | .457 | 3-15    | .200 | 5-7     | .714  | 5        | 4   | 9   | 0.6  | 10  | 0  | 4   | 8   | 2   | 9   | 40   | 2.9  |
| 03             | Carter, Khadijah    | 22-0  | 151  | 6.9  | 13-39    | .333 | 4-24    | .167 | 16-17   | .941  | 3        | 19  | 22  | 1.0  | 8   | 0  | 5   | 8   | 7   | 9   | 46   | 2.1  |
| 02             | Magee, Trista       | 19-0  | 261  | 13.7 | 11-48    | .229 | 10-39   | .256 | 6-6     | 1.000 | 4        | 23  | 27  | 1.4  | 22  | 0  | 6   | 9   | 1   | 8   | 38   | 2.0  |
| 35             | Martinez, Diamante  | 22-0  | 134  | 6.1  | 10-28    | .357 | 0-0     | .000 | 11-18   | .611  | 10       | 12  | 22  | 1.0  | 29  | 3  | 2   | 13  | 23  | 3   | 31   | 1.4  |
| 21             | Berry, Taylor       | 8-0   | 24   | 3.0  | 1-6      | .167 | 0-4     | .000 | 0-0     | .000  | 0        | 0   | 0   | 0.0  | 2   | 0  | 1   | 2   | 0   | 2   | 2    | 0.3  |
| Team           |                     |       |      |      |          |      |         |      |         |       |          |     | 46  | 50   | 96  |    |     | 3   |     |     |      |      |
| Total.....     |                     | 25    | 5000 |      | 584-1452 | .402 | 126-447 | .282 | 361-510 | .708  | 301      | 645 | 946 | 37.8 | 435 | 10 | 272 | 410 | 124 | 248 | 1655 | 66.2 |
| Opponents..... |                     | 25    | 5000 |      | 524-1452 | .361 | 130-432 | .301 | 273-401 | .681  | 342      | 630 | 972 | 38.9 | 515 | -  | 280 | 495 | 87  | 190 | 1451 | 58.0 |

### TEAM STATISTICS

|                        | UA       | OPP      | Date | Opponent | Score                    | Att.          |
|------------------------|----------|----------|------|----------|--------------------------|---------------|
| SCORING                | 1655     | 1451     | 1    | 11/13/15 | ALABAMA A&M              | w 96-44 2120  |
| Points per game        | 66.2     | 58.0     |      | 11/16/15 | APPALACHIAN STATE        | w 93-59 2228  |
| Scoring margin         | +8.2     | -        |      | 11/22/15 | MISSISSIPPI VALLEY STATE | w 98-35 2392  |
| FIELD GOALS-ATT        | 584-1452 | 524-1452 |      | 11/24/15 | GEORGIA STATE            | w 72-56 2261  |
| Field goal pct         | .402     | .361     | 2    | 11/27/15 | vs Middle Tennessee      | w 64-46 1857  |
| 3 POINT FG-ATT         | 126-447  | 130-432  | 2    | 11/28/15 | vs Utah Valley           | w 67-60 964   |
| 3-point FG pct         | .282     | .301     |      | 12/2/15  | at UT Martin             | L 65-83 3018  |
| 3-pt FG made per game  | 5.0      | 5.2      |      | 12/06/15 | ALCORN STATE             | w 97-50 1394  |
| FREE THROWS-ATT        | 361-510  | 273-401  |      | 12/12/15 | GEORGETOWN               | w 78-66 2291  |
| Free throw pct         | .708     | .681     | 1    | 12/14/15 | NORTH FLORIDA            | w 69-47 4284  |
| F-Throws made per game | 14.4     | 10.9     |      | 12/18/15 | at Georgia Tech          | L 58-70 1828  |
| REBOUNDS               | 946      | 972      |      | 12/20/15 | GRAMBLING STATE          | w 72-57 2474  |
| Rebounds per game      | 37.8     | 38.9     |      | 12/28/15 | LIPSCOMB                 | w 68-49 2440  |
| Rebounding margin      | -1.0     | -        | *    | 01/03/16 | LSU                      | w 62-45 2705  |
| ASSISTS                | 272      | 280      | *    | 01/07/16 | at #10/9 KENTUCKY        | L 48-73 4792  |
| Assists per game       | 10.9     | 11.2     | *    | 01/10/16 | VANDERBILT               | L 48-54 3023  |
| TURNOVERS              | 410      | 495      | *    | 01/14/16 | at Auburn                | L 59-72 3383  |
| Turnovers per game     | 16.4     | 19.8     | *    | 01/17/16 | GEORGIA                  | w 64-50 3732  |
| Turnover margin        | +3.4     | -        | *    | 01/21/16 | at Florida               | L 72-80 1305  |
| Assist/turnover ratio  | 0.7      | 0.6      | *    | 01/25/16 | at Vanderbilt            | L 52-67 2961  |
| STEALS                 | 248      | 190      | *    | 01/28/16 | TEXAS A&M                | L 56-59 2366  |
| Steals per game        | 9.9      | 7.6      | *    | 01/31/16 | at Tennessee             | L 42-70 12613 |
| BLOCKS                 | 124      | 87       | *    | 02/04/16 | OLE MISS                 | w 48-37 2607  |
| Blocks per game        | 5.0      | 3.5      | *    | 02/07/16 | AUBURN                   | L 55-59 3303  |
| ATTENDANCE             | 39620    | 35749    | *    | 02-11-16 | at Mizzou                | L 52-63 3028  |
| Home games-Avg/Game    | 15-2641  | 8-4116   |      |          |                          |               |
| Neutral site-Avg/Game  | -        | 2-1410   |      |          |                          |               |

1 Game played at Coleman Coliseum

2 Nugget Classic (Reno, Nev.)

\* Southeastern Conference game

| Score by Periods | 1st | 2nd | 3rd | 4th | Totals |
|------------------|-----|-----|-----|-----|--------|
| Alabama          | 381 | 402 | 443 | 429 | 1655   |
| Opponents        | 373 | 332 | 352 | 394 | 1451   |



## 2015-16 CUMULATIVE STATS - CONFERENCE GAMES

| RECORD:        | OVERALL | HOME | AWAY | NEUTRAL |
|----------------|---------|------|------|---------|
| ALL GAMES      | 3-9     | 3-3  | 0-6  | 0-0     |
| CONFERENCE     | 3-9     | 3-3  | 0-6  | 0-0     |
| NON-CONFERENCE | 0-0     | 0-0  | 0-0  | 0-0     |

| ##             | Player              | gp-gs | min  | avg     | Total  |      | 3-Point |      | F-Throw |       | Rebounds |     |     |      |     | pf | dq  | a   | to | blk | stl | pts  | avg |  |
|----------------|---------------------|-------|------|---------|--------|------|---------|------|---------|-------|----------|-----|-----|------|-----|----|-----|-----|----|-----|-----|------|-----|--|
|                |                     |       |      |         | fg-fga | fg%  | 3fg-fga | 3fg% | ft-fga  | ft%   | off      | def | tot | avg  |     |    |     |     |    |     |     |      |     |  |
| 11             | Cook, Hannah        | 12-12 | 374  | 31.2    | 41-114 | .360 | 23-72   | .319 | 27-37   | .730  | 8        | 52  | 60  | 5.0  | 36  | 1  | 10  | 25  | 0  | 22  | 132 | 11.0 |     |  |
| 15             | Knight, Meoshonti   | 12-12 | 359  | 29.9    | 42-105 | .400 | 9-30    | .300 | 38-64   | .594  | 4        | 31  | 35  | 2.9  | 21  | 1  | 20  | 37  | 1  | 24  | 131 | 10.9 |     |  |
| 22             | Middlebrook, Karyla | 12-12 | 400  | 33.3    | 35-103 | .340 | 8-30    | .267 | 30-44   | .682  | 6        | 41  | 47  | 3.9  | 34  | 1  | 22  | 41  | 3  | 18  | 108 | 9.0  |     |  |
| 01             | Bolton, Quanetria   | 12-6  | 218  | 18.2    | 38-83  | .458 | 6-22    | .273 | 11-15   | .733  | 16       | 19  | 35  | 2.9  | 25  | 0  | 5   | 15  | 15 | 8   | 93  | 7.8  |     |  |
| 23             | Wade, Shaquera      | 11-4  | 259  | 23.5    | 32-74  | .432 | 7-20    | .350 | 5-10    | .500  | 12       | 21  | 33  | 3.0  | 26  | 0  | 8   | 21  | 5  | 12  | 76  | 6.9  |     |  |
| 13             | Hegstetter, Nikki   | 12-12 | 359  | 29.9    | 23-60  | .383 | 1-10    | .100 | 14-17   | .824  | 24       | 44  | 68  | 5.7  | 37  | 1  | 8   | 28  | 11 | 14  | 61  | 5.1  |     |  |
| 05             | Hayden, Breanna     | 11-2  | 225  | 20.5    | 13-41  | .317 | 1-6     | .167 | 6-10    | .600  | 12       | 20  | 32  | 2.9  | 17  | 0  | 23  | 26  | 1  | 10  | 33  | 3.0  |     |  |
| 03             | Carter, Khadijah    | 12-0  | 66   | 5.5     | 5-13   | .385 | 0-5     | .000 | 5-6     | .833  | 1        | 6   | 7   | 0.6  | 2   | 0  | 2   | 5   | 1  | 3   | 15  | 1.3  |     |  |
| 35             | Martinez, Diamante  | 9-0   | 47   | 5.2     | 1-5    | .200 | 0-0     | .000 | 4-6     | .667  | 1        | 1   | 2   | 0.2  | 5   | 1  | 0   | 3   | 1  | 2   | 6   | 0.7  |     |  |
| 12             | Foy, C'Coriea       | 3-0   | 11   | 3.7     | 0-4    | .000 | 0-3     | .000 | 1-2     | .500  | 1        | 0   | 1   | 0.3  | 2   | 0  | 0   | 2   | 0  | 1   | 1   | 0.3  |     |  |
| 02             | Magee, Trista       | 9-0   | 81   | 9.0     | 0-13   | .000 | 0-11    | .000 | 2-2     | 1.000 | 1        | 7   | 8   | 0.9  | 6   | 0  | 3   | 2   | 1  | 3   | 2   | 0.2  |     |  |
| 21             | Berry, Taylor       | 1-0   | 1    | 1.0     | 0-0    | .000 | 0-0     | .000 | 0-0     | .000  | 0        | 0   | 0   | 0.0  | 0   | 0  | 0   | 0   | 0  | 0   | 0   | 0.0  |     |  |
| Team           |                     |       |      |         |        |      |         |      |         |       | 22       | 15  | 37  |      |     |    |     |     | 3  |     |     |      |     |  |
| Total.....     |                     | 12    | 2400 | 230-615 |        | .374 | 55-209  | .263 | 143-213 | .671  | 108      | 257 | 365 | 30.4 | 211 | 5  | 101 | 208 | 39 | 117 | 658 | 54.8 |     |  |
| Opponents..... |                     | 12    | 2400 | 268-667 |        | .402 | 61-173  | .353 | 132-194 | .680  | 171      | 304 | 475 | 39.6 | 236 | -  | 157 | 226 | 42 | 101 | 729 | 60.8 |     |  |

### TEAM STATISTICS

|                        | UA      | OPP     | Date                              | Opponent          | Score   | Att.  |
|------------------------|---------|---------|-----------------------------------|-------------------|---------|-------|
| SCORING                | 658     | 729     | * 01/03/16                        | LSU               | W 62-45 | 2705  |
| Points per game        | 54.8    | 60.8    | * 01/07/16                        | at #10/9 KENTUCKY | L 48-73 | 4792  |
| Scoring margin         | -5.9    | -       | * 01/10/16                        | VANDERBILT        | L 48-54 | 3023  |
| FIELD GOALS-ATT        | 230-615 | 268-667 | * 01/14/16                        | at Auburn         | L 59-72 | 3383  |
| Field goal pct         | .374    | .402    | * 01/17/16                        | GEORGIA           | W 64-50 | 3732  |
| 3 POINT FG-ATT         | 55-209  | 61-173  | * 01/21/16                        | at Florida        | L 72-80 | 1305  |
| 3-point FG pct         | .263    | .353    | * 01/25/16                        | at Vanderbilt     | L 52-67 | 2961  |
| 3-pt FG made per game  | 4.6     | 5.1     | * 01/28/16                        | TEXAS A&M         | L 56-59 | 2366  |
| FREE THROWS-ATT        | 143-213 | 132-194 | * 01/31/16                        | at Tennessee      | L 42-70 | 12613 |
| Free throw pct         | .671    | .680    | * 02/04/16                        | OLE MISS          | W 48-37 | 2607  |
| F-Throws made per game | 11.9    | 11.0    | * 02/07/16                        | AUBURN            | L 55-59 | 3303  |
| REBOUNDS               | 365     | 475     | * 02-11-16                        | at Mizzou         | L 52-63 | 3028  |
| Rebounds per game      | 30.4    | 39.6    |                                   |                   |         |       |
| Rebounding margin      | -9.2    | -       |                                   |                   |         |       |
| ASSISTS                | 101     | 157     | 1 Game played at Coleman Coliseum |                   |         |       |
| Assists per game       | 8.4     | 13.1    | 2 Nugget Classic (Reno, Nev.)     |                   |         |       |
| TURNOVERS              | 208     | 226     | * Southeastern Conference game    |                   |         |       |
| Turnovers per game     | 17.3    | 18.8    |                                   |                   |         |       |
| Turnover margin        | +1.5    | -       |                                   |                   |         |       |
| Assist/turnover ratio  | 0.5     | 0.7     |                                   |                   |         |       |
| STEALS                 | 117     | 101     |                                   |                   |         |       |
| Steals per game        | 9.8     | 8.4     |                                   |                   |         |       |
| BLOCKS                 | 39      | 42      |                                   |                   |         |       |
| Blocks per game        | 3.3     | 3.5     |                                   |                   |         |       |
| ATTENDANCE             | 17736   | 28082   |                                   |                   |         |       |
| Home games-Avg/Game    | 6-2956  | 6-4680  |                                   |                   |         |       |
| Neutral site-Avg/Game  | -       | 0-0     |                                   |                   |         |       |

| Score by Periods | 1st | 2nd | 3rd | 4th | Totals |
|------------------|-----|-----|-----|-----|--------|
| Alabama          | 157 | 137 | 199 | 165 | 658    |
| Opponents        | 181 | 176 | 171 | 201 | 729    |

## 2015-16 CUMULATIVE STATS - NON-CONFERENCE GAMES

| RECORD:        | OVERALL | HOME | AWAY | NEUTRAL |
|----------------|---------|------|------|---------|
| ALL GAMES      | 11-2    | 9-0  | 0-2  | 2-0     |
| CONFERENCE     | 0-0     | 0-0  | 0-0  | 0-0     |
| NON-CONFERENCE | 11-2    | 9-0  | 0-2  | 2-0     |

| ##             | Player              | gp-gs | min  | avg  | Total   |      | 3-Point |      | F-Throw |       | Rebounds |     |     |      | pf  | dq | a   | to  | blk | stl | pts | avg  |
|----------------|---------------------|-------|------|------|---------|------|---------|------|---------|-------|----------|-----|-----|------|-----|----|-----|-----|-----|-----|-----|------|
|                |                     |       |      |      | fg-fga  | fg%  | 3fg-fga | 3fg% | ft-fga  | ft%   | off      | def | tot | avg  |     |    |     |     |     |     |     |      |
| 11             | Cook, Hannah        | 13-13 | 354  | 27.2 | 57-139  | .410 | 34-85   | .400 | 28-36   | .778  | 18       | 63  | 81  | 6.2  | 27  | 0  | 14  | 30  | 2   | 21  | 176 | 13.5 |
| 01             | Bolton, Quanetria   | 13-13 | 226  | 17.4 | 58-107  | .542 | 4-11    | .364 | 14-22   | .636  | 30       | 35  | 65  | 5.0  | 30  | 1  | 7   | 14  | 18  | 6   | 134 | 10.3 |
| 15             | Knight, Meoshonti   | 13-13 | 328  | 25.2 | 44-111  | .396 | 3-23    | .130 | 37-58   | .638  | 11       | 47  | 58  | 4.5  | 20  | 0  | 32  | 32  | 6   | 16  | 128 | 9.8  |
| 13             | Hegstetter, Nikki   | 13-13 | 364  | 28.0 | 41-90   | .456 | 2-6     | .333 | 38-51   | .745  | 42       | 56  | 98  | 7.5  | 30  | 2  | 17  | 32  | 18  | 18  | 122 | 9.4  |
| 05             | Hayden, Breanna     | 12-0  | 247  | 20.6 | 40-86   | .465 | 3-12    | .250 | 29-37   | .784  | 11       | 35  | 46  | 3.8  | 13  | 0  | 26  | 21  | 6   | 8   | 112 | 9.3  |
| 22             | Middlebrook, Karyla | 13-13 | 371  | 28.5 | 39-102  | .382 | 4-23    | .174 | 35-42   | .833  | 14       | 40  | 54  | 4.2  | 24  | 0  | 46  | 28  | 1   | 22  | 117 | 9.0  |
| 23             | Wade, Shaquera      | 13-0  | 260  | 20.0 | 30-81   | .370 | 4-15    | .267 | 11-19   | .579  | 25       | 33  | 58  | 4.5  | 24  | 0  | 16  | 17  | 4   | 18  | 75  | 5.8  |
| 02             | Magee, Trista       | 10-0  | 180  | 18.0 | 11-35   | .314 | 10-28   | .357 | 4-4     | 1.000 | 3        | 16  | 19  | 1.9  | 16  | 0  | 3   | 7   | 0   | 5   | 36  | 3.6  |
| 12             | Foy, C'Coriea       | 11-0  | 75   | 6.8  | 16-31   | .516 | 3-12    | .250 | 4-5     | .800  | 4        | 4   | 8   | 0.7  | 8   | 0  | 4   | 6   | 2   | 8   | 39  | 3.5  |
| 03             | Carter, Khadijah    | 10-0  | 85   | 8.5  | 8-26    | .308 | 4-19    | .211 | 11-11   | 1.000 | 2        | 13  | 15  | 1.5  | 6   | 0  | 3   | 3   | 6   | 6   | 31  | 3.1  |
| 35             | Martinez, Diamante  | 13-0  | 87   | 6.7  | 9-23    | .391 | 0-0     | .000 | 7-12    | .583  | 9        | 11  | 20  | 1.5  | 24  | 2  | 2   | 10  | 22  | 1   | 25  | 1.9  |
| 21             | Berry, Taylor       | 7-0   | 23   | 3.3  | 1-6     | .167 | 0-4     | .000 | 0-0     | .000  | 0        | 0   | 0   | 0.0  | 2   | 0  | 1   | 2   | 0   | 2   | 2   | 0.3  |
| Team           |                     |       |      |      |         |      |         |      |         |       |          | 24  | 35  | 59   |     |    |     |     |     |     |     |      |
| Total.....     |                     | 13    | 2600 |      | 354-837 | .423 | 71-238  | .298 | 218-297 | .734  | 193      | 388 | 581 | 44.7 | 224 | 5  | 171 | 202 | 85  | 131 | 997 | 76.7 |
| Opponents..... |                     | 13    | 2600 |      | 256-785 | .326 | 69-259  | .266 | 141-207 | .681  | 171      | 326 | 497 | 38.2 | 279 | -  | 123 | 269 | 45  | 89  | 722 | 55.5 |

| TEAM STATISTICS        | UA      | OPP     | Date | Opponent | Score                    | Att.         |
|------------------------|---------|---------|------|----------|--------------------------|--------------|
| SCORING                | 997     | 722     | 1    | 11/13/15 | ALABAMA A&M              | w 96-44 2120 |
| Points per game        | 76.7    | 55.5    |      | 11/16/15 | APPALACHIAN STATE        | w 93-59 2228 |
| Scoring margin         | +21.2   | -       |      | 11/22/15 | MISSISSIPPI VALLEY STATE | w 98-35 2392 |
| FIELD GOALS-ATT        | 354-837 | 256-785 |      | 11/24/15 | GEORGIA STATE            | w 72-56 2261 |
| Field goal pct         | .423    | .326    | 2    | 11/27/15 | vs Middle Tennessee      | w 64-46 1857 |
| 3 POINT FG-ATT         | 71-238  | 69-259  | 2    | 11/28/15 | vs Utah Valley           | w 67-60 964  |
| 3-point FG pct         | .298    | .266    |      | 12/2/15  | at UT Martin             | L 65-83 3018 |
| 3-pt FG made per game  | 5.5     | 5.3     |      | 12/06/15 | ALCORN STATE             | w 97-50 1394 |
| FREE THROWS-ATT        | 218-297 | 141-207 |      | 12/12/15 | GEORGETOWN               | w 78-66 2291 |
| Free throw pct         | .734    | .681    | 1    | 12/14/15 | NORTH FLORIDA            | w 69-47 4284 |
| F-Throws made per game | 16.8    | 10.8    |      | 12/18/15 | at Georgia Tech          | L 58-70 1828 |
| REBOUNDS               | 581     | 497     |      | 12/20/15 | GRAMBLING STATE          | w 72-57 2474 |
| Rebounds per game      | 44.7    | 38.2    |      | 12/28/15 | LIPSCOMB                 | w 68-49 2440 |
| Rebounding margin      | +6.5    | -       |      |          |                          |              |
| ASSISTS                | 171     | 123     |      |          |                          |              |
| Assists per game       | 13.2    | 9.5     |      |          |                          |              |
| TURNOVERS              | 202     | 269     |      |          |                          |              |
| Turnovers per game     | 15.5    | 20.7    |      |          |                          |              |
| Turnover margin        | +5.2    | -       |      |          |                          |              |
| Assist/turnover ratio  | 0.8     | 0.5     |      |          |                          |              |
| STEALS                 | 131     | 89      |      |          |                          |              |
| Steals per game        | 10.1    | 6.8     |      |          |                          |              |
| BLOCKS                 | 85      | 45      |      |          |                          |              |
| Blocks per game        | 6.5     | 3.5     |      |          |                          |              |
| ATTENDANCE             | 21884   | 7667    |      |          |                          |              |
| Home games-Avg/Game    | 9-2432  | 2-2423  |      |          |                          |              |
| Neutral site-Avg/Game  | -       | 2-1410  |      |          |                          |              |

1 Game played at Coleman Coliseum  
 2 Nugget Classic (Reno, Nev.)  
 \* Southeastern Conference game

| Score by Periods | 1st | 2nd | 3rd | 4th | Totals |
|------------------|-----|-----|-----|-----|--------|
| Alabama          | 224 | 265 | 244 | 264 | 997    |
| Opponents        | 192 | 156 | 181 | 193 | 722    |

## 2015-16 CUMULATIVE STATS - HOME GAMES

| RECORD:        | OVERALL | HOME | AWAY | NEUTRAL |
|----------------|---------|------|------|---------|
| ALL GAMES      | 12-3    | 12-3 | 0-0  | 0-0     |
| CONFERENCE     | 3-3     | 3-3  | 0-0  | 0-0     |
| NON-CONFERENCE | 9-0     | 9-0  | 0-0  | 0-0     |

| ##             | Player              | gp-gs | min  | avg  | Total   |      | 3-Point |      | F-Throw |       | Rebounds |     |     |      | pf  | dq | a   | to  | blk | stl | pts  | avg  |
|----------------|---------------------|-------|------|------|---------|------|---------|------|---------|-------|----------|-----|-----|------|-----|----|-----|-----|-----|-----|------|------|
|                |                     |       |      |      | fg-fga  | fg%  | 3fg-fga | 3fg% | ft-fga  | ft%   | off      | def | tot | avg  |     |    |     |     |     |     |      |      |
| 11             | Cook, Hannah        | 15-15 | 428  | 28.5 | 53-151  | .351 | 31-97   | .320 | 34-41   | .829  | 14       | 63  | 77  | 5.1  | 36  | 0  | 16  | 31  | 1   | 31  | 171  | 11.4 |
| 01             | Bolton, Quanetria   | 15-12 | 266  | 17.7 | 67-126  | .532 | 6-22    | .273 | 18-26   | .692  | 35       | 38  | 73  | 4.9  | 32  | 1  | 7   | 17  | 20  | 7   | 158  | 10.5 |
| 22             | Middlebrook, Karyla | 15-15 | 465  | 31.0 | 47-133  | .353 | 9-34    | .265 | 47-62   | .758  | 13       | 52  | 65  | 4.3  | 37  | 1  | 49  | 39  | 2   | 26  | 150  | 10.0 |
| 15             | Knight, Meoshonti   | 15-15 | 399  | 26.6 | 47-114  | .412 | 5-28    | .179 | 51-83   | .614  | 7        | 50  | 57  | 3.8  | 25  | 1  | 29  | 43  | 6   | 26  | 150  | 10.0 |
| 13             | Hegstetter, Nikki   | 15-15 | 438  | 29.2 | 45-95   | .474 | 2-8     | .250 | 38-49   | .776  | 46       | 66  | 112 | 7.5  | 35  | 1  | 19  | 35  | 17  | 21  | 130  | 8.7  |
| 05             | Hayden, Breanna     | 14-1  | 282  | 20.1 | 37-80   | .463 | 3-10    | .300 | 24-33   | .727  | 19       | 37  | 56  | 4.0  | 16  | 0  | 26  | 24  | 5   | 15  | 101  | 7.2  |
| 23             | Wade, Shaquera      | 15-2  | 321  | 21.4 | 44-107  | .411 | 6-21    | .286 | 9-18    | .500  | 28       | 35  | 63  | 4.2  | 27  | 0  | 18  | 20  | 4   | 21  | 103  | 6.9  |
| 12             | Foy, C'Coriea       | 9-0   | 58   | 6.4  | 13-23   | .565 | 3-10    | .300 | 4-5     | .800  | 3        | 3   | 6   | 0.7  | 3   | 0  | 4   | 5   | 2   | 5   | 33   | 3.7  |
| 03             | Carter, Khadijah    | 13-0  | 92   | 7.1  | 9-28    | .321 | 4-19    | .211 | 15-15   | 1.000 | 2        | 15  | 17  | 1.3  | 6   | 0  | 4   | 3   | 6   | 8   | 37   | 2.8  |
| 02             | Magee, Trista       | 10-0  | 145  | 14.5 | 4-23    | .174 | 4-20    | .200 | 6-6     | 1.000 | 3        | 16  | 19  | 1.9  | 12  | 0  | 4   | 5   | 0   | 2   | 18   | 1.8  |
| 35             | Martinez, Diamante  | 13-0  | 83   | 6.4  | 8-20    | .400 | 0-0     | .000 | 7-12    | .583  | 8        | 8   | 16  | 1.2  | 18  | 1  | 2   | 8   | 22  | 1   | 23   | 1.8  |
| 21             | Berry, Taylor       | 7-0   | 23   | 3.3  | 1-6     | .167 | 0-4     | .000 | 0-0     | .000  | 0        | 0   | 0   | 0.0  | 0   | 0  | 1   | 1   | 0   | 2   | 2    | 0.3  |
| Team           |                     |       |      |      |         |      |         |      |         |       |          | 31  | 35  | 66   |     |    |     |     |     |     |      |      |
| Total.....     |                     | 15    | 3000 |      | 375-906 | .414 | 73-273  | .267 | 253-350 | .723  | 209      | 418 | 627 | 41.8 | 247 | 5  | 179 | 232 | 85  | 165 | 1076 | 71.7 |
| Opponents..... |                     | 15    | 3000 |      | 277-853 | .325 | 63-227  | .278 | 150-237 | .633  | 202      | 372 | 574 | 38.3 | 333 | -  | 122 | 323 | 48  | 107 | 767  | 51.1 |

### TEAM STATISTICS

|                        | UA      | OPP     | Date | Opponent | Score                    | Att.         |
|------------------------|---------|---------|------|----------|--------------------------|--------------|
| SCORING                | 1076    | 767     | 1    | 11/13/15 | ALABAMA A&M              | w 96-44 2120 |
| Points per game        | 71.7    | 51.1    |      | 11/16/15 | APPALACHIAN STATE        | w 93-59 2228 |
| Scoring margin         | +20.6   | -       |      | 11/22/15 | MISSISSIPPI VALLEY STATE | w 98-35 2392 |
| FIELD GOALS-ATT        | 375-906 | 277-853 |      | 11/24/15 | GEORGIA STATE            | w 72-56 2261 |
| Field goal pct         | .414    | .325    |      | 12/06/15 | ALCORN STATE             | w 97-50 1394 |
| 3 POINT FG-ATT         | 73-273  | 63-227  |      | 12/12/15 | GEORGETOWN               | w 78-66 2291 |
| 3-point FG pct         | .267    | .278    | 1    | 12/14/15 | NORTH FLORIDA            | w 69-47 4284 |
| 3-pt FG made per game  | 4.9     | 4.2     |      | 12/20/15 | GRAMBLING STATE          | w 72-57 2474 |
| FREE THROWS-ATT        | 253-350 | 150-237 |      | 12/28/15 | LIPSCOMB                 | w 68-49 2440 |
| Free throw pct         | .723    | .633    | *    | 01/03/16 | LSU                      | w 62-45 2705 |
| F-Throws made per game | 16.9    | 10.0    | *    | 01/10/16 | VANDERBILT               | L 48-54 3023 |
| REBOUNDS               | 627     | 574     | *    | 01/17/16 | GEORGIA                  | w 64-50 3732 |
| Rebounds per game      | 41.8    | 38.3    | *    | 01/28/16 | TEXAS A&M                | L 56-59 2366 |
| Rebounding margin      | +3.5    | -       | *    | 02/04/16 | OLE MISS                 | w 48-37 2607 |
| ASSISTS                | 179     | 122     | *    | 02/07/16 | AUBURN                   | L 55-59 3303 |
| Assists per game       | 11.9    | 8.1     |      |          |                          |              |
| TURNOVERS              | 232     | 323     |      |          |                          |              |
| Turnovers per game     | 15.5    | 21.5    |      |          |                          |              |
| Turnover margin        | +6.1    | -       |      |          |                          |              |
| Assist/turnover ratio  | 0.8     | 0.4     |      |          |                          |              |
| STEALS                 | 165     | 107     |      |          |                          |              |
| Steals per game        | 11.0    | 7.1     |      |          |                          |              |
| BLOCKS                 | 85      | 48      |      |          |                          |              |
| Blocks per game        | 5.7     | 3.2     |      |          |                          |              |
| ATTENDANCE             | 39620   | 0       |      |          |                          |              |
| Home games-Avg/Game    | 15-2641 | 0-0     |      |          |                          |              |
| Neutral site-Avg/Game  | -       | 0-0     |      |          |                          |              |

1 Game played at Coleman Coliseum

2 Nugget Classic (Reno, Nev.)

\* Southeastern Conference game

| Score by Periods | 1st | 2nd | 3rd | 4th | Totals |
|------------------|-----|-----|-----|-----|--------|
| Alabama          | 249 | 272 | 263 | 292 | 1076   |
| Opponents        | 210 | 156 | 182 | 219 | 767    |

## 2015-16 CUMULATIVE STATS - AWAY GAMES

| RECORD:        | OVERALL | HOME | AWAY | NEUTRAL |
|----------------|---------|------|------|---------|
| ALL GAMES      | 0-8     | 0-0  | 0-8  | 0-0     |
| CONFERENCE     | 0-6     | 0-0  | 0-6  | 0-0     |
| NON-CONFERENCE | 0-2     | 0-0  | 0-2  | 0-0     |

| ##             | Player              | gp-gs | min  | Total  |         | 3-Point |        | F-Throw |        | Rebounds |     |     |     | pf   | dq  | a | to  | blk | stl | pts | avg |      |
|----------------|---------------------|-------|------|--------|---------|---------|--------|---------|--------|----------|-----|-----|-----|------|-----|---|-----|-----|-----|-----|-----|------|
|                |                     |       |      | fg-fga | fg%     | 3fg-fga | 3fg%   | ft-fga  | ft%    | off      | def | tot | avg |      |     |   |     |     |     |     |     |      |
| 11             | Cook, Hannah        | 8-8   | 238  | 29.8   | 36-84   | .429    | 22-52  | .423    | 19-28  | .679     | 6   | 33  | 39  | 4.9  | 24  | 1 | 8   | 15  | 1   | 9   | 113 | 14.1 |
| 15             | Knight, Meoshonti   | 8-8   | 225  | 28.1   | 30-78   | .385    | 6-21   | .286    | 20-34  | .588     | 5   | 22  | 27  | 3.4  | 14  | 0 | 17  | 21  | 1   | 11  | 86  | 10.8 |
| 01             | Bolton, Quanetria   | 8-5   | 149  | 18.6   | 25-51   | .490    | 4-10   | .400    | 5-9    | .556     | 7   | 14  | 21  | 2.6  | 17  | 0 | 5   | 10  | 11  | 6   | 59  | 7.4  |
| 22             | Middlebrook, Karyla | 8-8   | 247  | 30.9   | 21-61   | .344    | 3-17   | .176    | 9-12   | .750     | 7   | 23  | 30  | 3.8  | 18  | 0 | 16  | 28  | 2   | 10  | 54  | 6.8  |
| 23             | Wade, Shaquera      | 7-2   | 166  | 23.7   | 15-38   | .395    | 3-10   | .300    | 7-11   | .636     | 8   | 14  | 22  | 3.1  | 20  | 0 | 5   | 14  | 5   | 9   | 40  | 5.7  |
| 13             | Hegstetter, Nikki   | 8-8   | 219  | 27.4   | 14-43   | .326    | 1-8    | .125    | 6-10   | .600     | 15  | 27  | 42  | 5.3  | 24  | 1 | 3   | 22  | 7   | 9   | 35  | 4.4  |
| 05             | Hayden, Breanna     | 7-1   | 146  | 20.9   | 7-31    | .226    | 1-6    | .167    | 5-8    | .625     | 3   | 12  | 15  | 2.1  | 11  | 0 | 19  | 17  | 2   | 3   | 20  | 2.9  |
| 02             | Magee, Trista       | 7-0   | 92   | 13.1   | 6-20    | .300    | 5-15   | .333    | 0-0    | .000     | 0   | 5   | 5   | 0.7  | 7   | 0 | 2   | 3   | 1   | 5   | 17  | 2.4  |
| 12             | Foy, C'Coriea       | 4-0   | 23   | 5.8    | 3-11    | .273    | 0-5    | .000    | 1-2    | .500     | 2   | 1   | 3   | 0.8  | 4   | 0 | 0   | 2   | 0   | 3   | 7   | 1.8  |
| 03             | Carter, Khadijah    | 7-0   | 50   | 7.1    | 4-11    | .364    | 0-5    | .000    | 1-2    | .500     | 1   | 4   | 5   | 0.7  | 1   | 0 | 1   | 4   | 1   | 1   | 9   | 1.3  |
| 35             | Martinez, Diamante  | 7-0   | 45   | 6.4    | 2-6     | .333    | 0-0    | .000    | 4-6    | .667     | 2   | 2   | 4   | 0.6  | 5   | 1 | 0   | 4   | 0   | 2   | 8   | 1.1  |
| Team           |                     |       |      |        |         |         |        |         |        |          |     | 13  | 9   | 22   |     |   |     | 2   |     |     |     |      |
| Total.....     |                     | 8     | 1600 |        | 163-434 | .376    | 45-149 | .302    | 77-122 | .631     | 69  | 166 | 235 | 29.4 | 145 | 3 | 76  | 142 | 31  | 68  | 448 | 56.0 |
| Opponents..... |                     | 8     | 1600 |        | 215-474 | .454    | 61-158 | .386    | 87-114 | .763     | 103 | 212 | 315 | 39.4 | 147 | - | 139 | 140 | 33  | 65  | 578 | 72.2 |

### TEAM STATISTICS

|                        | UA      | OPP     | Date       | Opponent          | Score   | Att.  |
|------------------------|---------|---------|------------|-------------------|---------|-------|
| SCORING                | 448     | 578     | 12/2/15    | at UT Martin      | L 65-83 | 3018  |
| Points per game        | 56.0    | 72.2    | 12/18/15   | at Georgia Tech   | L 58-70 | 1828  |
| Scoring margin         | -16.2   | -       | * 01/07/16 | at #10/9 KENTUCKY | L 48-73 | 4792  |
| FIELD GOALS-ATT        | 163-434 | 215-474 | * 01/14/16 | at Auburn         | L 59-72 | 3383  |
| Field goal pct         | .376    | .454    | * 01/21/16 | at Florida        | L 72-80 | 1305  |
| 3 POINT FG-ATT         | 45-149  | 61-158  | * 01/25/16 | at Vanderbilt     | L 52-67 | 2961  |
| 3-point FG pct         | .302    | .386    | * 01/31/16 | at Tennessee      | L 42-70 | 12613 |
| 3-pt FG made per game  | 5.6     | 7.6     | * 02-11-16 | at Mizzou         | L 52-63 | 3028  |
| FREE THROWS-ATT        | 77-122  | 87-114  |            |                   |         |       |
| Free throw pct         | .631    | .763    |            |                   |         |       |
| F-Throws made per game | 9.6     | 10.9    |            |                   |         |       |
| REBOUNDS               | 235     | 315     |            |                   |         |       |
| Rebounds per game      | 29.4    | 39.4    |            |                   |         |       |
| Rebounding margin      | -10.0   | -       |            |                   |         |       |
| ASSISTS                | 76      | 139     |            |                   |         |       |
| Assists per game       | 9.5     | 17.4    |            |                   |         |       |
| TURNOVERS              | 142     | 140     |            |                   |         |       |
| Turnovers per game     | 17.8    | 17.5    |            |                   |         |       |
| Turnover margin        | -0.2    | -       |            |                   |         |       |
| Assist/turnover ratio  | 0.5     | 1.0     |            |                   |         |       |
| STEALS                 | 68      | 65      |            |                   |         |       |
| Steals per game        | 8.5     | 8.1     |            |                   |         |       |
| BLOCKS                 | 31      | 33      |            |                   |         |       |
| Blocks per game        | 3.9     | 4.1     |            |                   |         |       |
| ATTENDANCE             | 0       | 32928   |            |                   |         |       |
| Home games-Avg/Game    | 0-0     | 8-4116  |            |                   |         |       |
| Neutral site-Avg/Game  | -       | 0-0     |            |                   |         |       |

1 Game played at Coleman Coliseum  
 2 Nugget Classic (Reno, Nev.)  
 \* Southeastern Conference game

| Score by Periods | 1st | 2nd | 3rd | 4th | Totals |
|------------------|-----|-----|-----|-----|--------|
| Alabama          | 105 | 98  | 142 | 103 | 448    |
| Opponents        | 145 | 150 | 142 | 141 | 578    |



## 2015-16 CUMULATIVE STATS - NEUTRAL SITE GAMES

| RECORD:        | OVERALL | HOME | AWAY | NEUTRAL |
|----------------|---------|------|------|---------|
| ALL GAMES      | 2-0     | 0-0  | 0-0  | 2-0     |
| CONFERENCE     | 0-0     | 0-0  | 0-0  | 0-0     |
| NON-CONFERENCE | 2-0     | 0-0  | 0-0  | 2-0     |

| ##             | Player              | gp-gs | min | avg  | Total  |      | 3-Point |      | F-Throw |       | Rebounds |     |     |      | pf | dq | a  | to | blk | stl | pts | avg  |
|----------------|---------------------|-------|-----|------|--------|------|---------|------|---------|-------|----------|-----|-----|------|----|----|----|----|-----|-----|-----|------|
|                |                     |       |     |      | fg-fga | fg%  | 3fg-fga | 3fg% | ft-fga  | ft%   | off      | def | tot | avg  |    |    |    |    |     |     |     |      |
| 11             | Cook, Hannah        | 2-2   | 62  | 31.0 | 9-18   | .500 | 4-8     | .500 | 2-4     | .500  | 6        | 19  | 25  | 12.5 | 3  | 0  | 0  | 9  | 0   | 3   | 24  | 12.0 |
| 05             | Hayden, Breanna     | 2-0   | 44  | 22.0 | 9-16   | .563 | 0-2     | .000 | 6-6     | 1.000 | 1        | 6   | 7   | 3.5  | 3  | 0  | 4  | 6  | 0   | 0   | 24  | 12.0 |
| 15             | Knight, Meoshonti   | 2-2   | 63  | 31.5 | 9-24   | .375 | 1-4     | .250 | 4-5     | .800  | 3        | 6   | 9   | 4.5  | 2  | 0  | 6  | 5  | 0   | 3   | 23  | 11.5 |
| 22             | Middlebrook, Karyla | 2-2   | 59  | 29.5 | 6-11   | .545 | 0-2     | .000 | 9-12    | .750  | 0        | 6   | 6   | 3.0  | 3  | 0  | 3  | 2  | 0   | 4   | 21  | 10.5 |
| 13             | Hegstetter, Nikki   | 2-2   | 66  | 33.0 | 5-12   | .417 | 0-0     | .000 | 8-9     | .889  | 5        | 7   | 12  | 6.0  | 8  | 1  | 3  | 3  | 5   | 2   | 18  | 9.0  |
| 01             | Bolton, Quanetria   | 2-2   | 29  | 14.5 | 4-13   | .308 | 0-1     | .000 | 2-2     | 1.000 | 4        | 2   | 6   | 3.0  | 6  | 0  | 0  | 2  | 2   | 1   | 10  | 5.0  |
| 23             | Wade, Shaquera      | 2-0   | 32  | 16.0 | 3-10   | .300 | 2-4     | .500 | 0-0     | .000  | 1        | 5   | 6   | 3.0  | 3  | 0  | 1  | 4  | 0   | 0   | 8   | 4.0  |
| 02             | Magee, Trista       | 2-0   | 24  | 12.0 | 1-5    | .200 | 1-4     | .250 | 0-0     | .000  | 1        | 2   | 3   | 1.5  | 3  | 0  | 0  | 1  | 0   | 1   | 3   | 1.5  |
| 21             | Berry, Taylor       | 1-0   | 1   | 1.0  | 0-0    | .000 | 0-0     | .000 | 0-0     | .000  | 0        | 0   | 0   | 0.0  | 2  | 0  | 0  | 1  | 0   | 0   | 0   | 0.0  |
| 35             | Martinez, Diamante  | 2-0   | 6   | 3.0  | 0-2    | .000 | 0-0     | .000 | 0-0     | .000  | 0        | 2   | 2   | 1.0  | 6  | 1  | 0  | 1  | 1   | 0   | 0   | 0.0  |
| 03             | Carter, Khadijah    | 2-0   | 9   | 4.5  | 0-0    | .000 | 0-0     | .000 | 0-0     | .000  | 0        | 0   | 0   | 0.0  | 1  | 0  | 0  | 1  | 0   | 0   | 0   | 0.0  |
| 12             | Foy, C'Coriea       | 1-0   | 5   | 5.0  | 0-1    | .000 | 0-0     | .000 | 0-0     | .000  | 0        | 0   | 0   | 0.0  | 3  | 0  | 0  | 1  | 0   | 1   | 0   | 0.0  |
| Team           |                     |       |     |      |        |      |         |      |         |       | 2        | 6   | 8   |      |    |    |    |    |     |     |     |      |
| Total.....     |                     | 2     | 400 |      | 46-112 | .411 | 8-25    | .320 | 31-38   | .816  | 23       | 61  | 84  | 42.0 | 43 | 2  | 17 | 36 | 8   | 15  | 131 | 65.5 |
| Opponents..... |                     | 2     | 400 |      | 32-125 | .256 | 6-47    | .128 | 36-50   | .720  | 37       | 46  | 83  | 41.5 | 35 | -  | 19 | 32 | 6   | 18  | 106 | 53.0 |

### TEAM STATISTICS

|                        | UA     | OPP    | Date                              | Opponent | Score               | Att.         |
|------------------------|--------|--------|-----------------------------------|----------|---------------------|--------------|
| SCORING                | 131    | 106    | 2                                 | 11/27/15 | vs Middle Tennessee | w 64-46 1857 |
| Points per game        | 65.5   | 53.0   | 2                                 | 11/28/15 | vs Utah Valley      | w 67-60 964  |
| Scoring margin         | +12.5  | -      | 1 Game played at Coleman Coliseum |          |                     |              |
| FIELD GOALS-ATT        | 46-112 | 32-125 | 2 Nugget Classic (Reno, Nev.)     |          |                     |              |
| Field goal pct         | .411   | .256   | * Southeastern Conference game    |          |                     |              |
| 3 POINT FG-ATT         | 8-25   | 6-47   |                                   |          |                     |              |
| 3-point FG pct         | .320   | .128   |                                   |          |                     |              |
| 3-pt FG made per game  | 4.0    | 3.0    |                                   |          |                     |              |
| FREE THROWS-ATT        | 31-38  | 36-50  |                                   |          |                     |              |
| Free throw pct         | .816   | .720   |                                   |          |                     |              |
| F-Throws made per game | 15.5   | 18.0   |                                   |          |                     |              |
| REBOUNDS               | 84     | 83     |                                   |          |                     |              |
| Rebounds per game      | 42.0   | 41.5   |                                   |          |                     |              |
| Rebounding margin      | +0.5   | -      |                                   |          |                     |              |
| ASSISTS                | 17     | 19     |                                   |          |                     |              |
| Assists per game       | 8.5    | 9.5    |                                   |          |                     |              |
| TURNOVERS              | 36     | 32     |                                   |          |                     |              |
| Turnovers per game     | 18.0   | 16.0   |                                   |          |                     |              |
| Turnover margin        | -2.0   | -      |                                   |          |                     |              |
| Assist/turnover ratio  | 0.5    | 0.6    |                                   |          |                     |              |
| STEALS                 | 15     | 18     |                                   |          |                     |              |
| Steals per game        | 7.5    | 9.0    |                                   |          |                     |              |
| BLOCKS                 | 8      | 6      |                                   |          |                     |              |
| Blocks per game        | 4.0    | 3.0    |                                   |          |                     |              |
| ATTENDANCE             | 0      | 2821   |                                   |          |                     |              |
| Home games-Avg/Game    | 0-0    | 0-0    |                                   |          |                     |              |
| Neutral site-Avg/Game  | -      | 2-1410 |                                   |          |                     |              |

| Score by Periods | 1st | 2nd | 3rd | 4th | Totals |
|------------------|-----|-----|-----|-----|--------|
| Alabama          | 27  | 32  | 38  | 34  | 131    |
| Opponents        | 18  | 26  | 28  | 34  | 106    |

## 2015-16 CUMULATIVE STATS - LAST FIVE GAMES

| RECORD:        | OVERALL | HOME | AWAY | NEUTRAL |
|----------------|---------|------|------|---------|
| ALL GAMES      | 1-4     | 1-2  | 0-2  | 0-0     |
| CONFERENCE     | 1-4     | 1-2  | 0-2  | 0-0     |
| NON-CONFERENCE | 0-0     | 0-0  | 0-0  | 0-0     |

| #              | Player              | gp-gs | min  | avg  | Total   |      | 3-Point |      | F-Throw |       | Rebounds |     |     |      | pf | dq | a  | to | blk | stl | pts | avg  |
|----------------|---------------------|-------|------|------|---------|------|---------|------|---------|-------|----------|-----|-----|------|----|----|----|----|-----|-----|-----|------|
|                |                     |       |      |      | fg-fga  | fg%  | 3fg-fga | 3fg% | ft-fta  | ft%   | off      | def | tot | avg  |    |    |    |    |     |     |     |      |
| 15             | Knight, Meoshonti   | 5-5   | 159  | 31.8 | 16-41   | .390 | 2-10    | .200 | 22-36   | .611  | 1        | 15  | 16  | 3.2  | 6  | 0  | 8  | 15 | 1   | 6   | 56  | 11.2 |
| 11             | Cook, Hannah        | 5-5   | 162  | 32.4 | 12-44   | .273 | 7-29    | .241 | 13-16   | .813  | 1        | 21  | 22  | 4.4  | 12 | 0  | 4  | 10 | 0   | 12  | 44  | 8.8  |
| 22             | Middlebrook, Karyla | 5-5   | 171  | 34.2 | 15-52   | .288 | 2-15    | .133 | 11-18   | .611  | 5        | 23  | 28  | 5.6  | 15 | 1  | 8  | 18 | 2   | 10  | 43  | 8.6  |
| 23             | Wade, Shaquera      | 4-3   | 118  | 29.5 | 13-31   | .419 | 4-10    | .400 | 2-3     | .667  | 6        | 13  | 19  | 4.8  | 10 | 0  | 2  | 9  | 2   | 3   | 32  | 8.0  |
| 01             | Bolton, Quanetria   | 5-2   | 92   | 18.4 | 15-34   | .441 | 1-5     | .200 | 6-6     | 1.000 | 8        | 9   | 17  | 3.4  | 9  | 0  | 5  | 6  | 6   | 1   | 37  | 7.4  |
| 13             | Hegstetter, Nikki   | 5-5   | 142  | 28.4 | 11-20   | .550 | 0-0     | .000 | 6-7     | .857  | 7        | 18  | 25  | 5.0  | 19 | 1  | 1  | 10 | 4   | 3   | 28  | 5.6  |
| 35             | Martinez, Diamante  | 4-0   | 21   | 5.3  | 1-3     | .333 | 0-0     | .000 | 3-4     | .750  | 0        | 0   | 0   | 0.0  | 5  | 1  | 0  | 2  | 1   | 2   | 5   | 1.3  |
| 05             | Hayden, Breanna     | 5-0   | 73   | 14.6 | 1-8     | .125 | 0-1     | .000 | 3-4     | .750  | 3        | 5   | 8   | 1.6  | 4  | 0  | 5  | 9  | 1   | 6   | 5   | 1.0  |
| 12             | Foy, C'Coriea       | 2-0   | 9    | 4.5  | 0-3     | .000 | 0-2     | .000 | 1-2     | .500  | 1        | 0   | 1   | 0.5  | 2  | 0  | 0  | 2  | 0   | 1   | 1   | 0.5  |
| 03             | Carter, Khadijah    | 5-0   | 26   | 5.2  | 1-3     | .333 | 0-0     | .000 | 0-0     | .000  | 0        | 4   | 4   | 0.8  | 1  | 0  | 1  | 2  | 0   | 0   | 2   | 0.4  |
| 02             | Magee, Trista       | 2-0   | 27   | 13.5 | 0-1     | .000 | 0-0     | .000 | 0-0     | .000  | 0        | 5   | 5   | 2.5  | 2  | 0  | 0  | 1  | 1   | 0   | 0   | 0.0  |
| Team           |                     |       |      |      |         |      |         |      |         |       | 8        | 8   | 16  |      |    |    | 2  |    |     |     |     |      |
| Total.....     |                     | 5     | 1000 |      | 85-240  | .354 | 16-72   | .222 | 67-96   | .698  | 40       | 121 | 161 | 32.2 | 85 | 3  | 34 | 86 | 18  | 44  | 253 | 50.6 |
| Opponents..... |                     | 5     | 1000 |      | 105-276 | .380 | 25-83   | .301 | 53-88   | .602  | 67       | 129 | 196 | 39.2 | 99 | -  | 61 | 83 | 21  | 42  | 288 | 57.6 |

### TEAM STATISTICS

|                        | UA     | OPP     |
|------------------------|--------|---------|
| SCORING                | 253    | 288     |
| Points per game        | 50.6   | 57.6    |
| Scoring margin         | -7.0   | -       |
| FIELD GOALS-ATT        | 85-240 | 105-276 |
| Field goal pct         | .354   | .380    |
| 3 POINT FG-ATT         | 16-72  | 25-83   |
| 3-point FG pct         | .222   | .301    |
| 3-pt FG made per game  | 3.2    | 5.0     |
| FREE THROWS-ATT        | 67-96  | 53-88   |
| Free throw pct         | .698   | .602    |
| F-Throws made per game | 13.4   | 10.6    |
| REBOUNDS               | 161    | 196     |
| Rebounds per game      | 32.2   | 39.2    |
| Rebounding margin      | -7.0   | -       |
| ASSISTS                | 34     | 61      |
| Assists per game       | 6.8    | 12.2    |
| TURNOVERS              | 86     | 83      |
| Turnovers per game     | 17.2   | 16.6    |
| Turnover margin        | -0.6   | -       |
| Assist/turnover ratio  | 0.4    | 0.7     |
| STEALS                 | 44     | 42      |
| Steals per game        | 8.8    | 8.4     |
| BLOCKS                 | 18     | 21      |
| Blocks per game        | 3.6    | 4.2     |
| ATTENDANCE             | 8276   | 15641   |
| Home games-Avg/Game    | 3-2759 | 2-7820  |
| Neutral site-Avg/Game  | -      | 0-0     |

| Date       | Opponent     | Score   | Att.  |
|------------|--------------|---------|-------|
| * 01/28/16 | TEXAS A&M    | L 56-59 | 2366  |
| * 01/31/16 | at Tennessee | L 42-70 | 12613 |
| * 02/04/16 | OLE MISS     | W 48-37 | 2607  |
| * 02/07/16 | AUBURN       | L 55-59 | 3303  |
| * 02-11-16 | at Mizzou    | L 52-63 | 3028  |

1 Game played at Coleman Coliseum  
 2 Nugget Classic (Reno, Nev.)  
 \* Southeastern Conference game

| Score by Periods | 1st | 2nd | 3rd | 4th | Totals |
|------------------|-----|-----|-----|-----|--------|
| Alabama          | 70  | 47  | 76  | 60  | 253    |
| Opponents        | 71  | 75  | 66  | 76  | 288    |

## 2015-16 CUMULATIVE STATS - WINS

| RECORD:        | OVERALL | HOME | AWAY | NEUTRAL |
|----------------|---------|------|------|---------|
| ALL GAMES      | 14-0    | 12-0 | 0-0  | 2-0     |
| CONFERENCE     | 3-0     | 3-0  | 0-0  | 0-0     |
| NON-CONFERENCE | 11-0    | 9-0  | 0-0  | 2-0     |

| ##             | Player              | gp-gs | min  | avg  | Total   |      | 3-Point |      | F-Throw |       | Rebounds |     |     |      | pf  | dq | a   | to  | blk | stl | pts  | avg  |  |  |   |
|----------------|---------------------|-------|------|------|---------|------|---------|------|---------|-------|----------|-----|-----|------|-----|----|-----|-----|-----|-----|------|------|--|--|---|
|                |                     |       |      |      | fg-fga  | fg%  | 3fg-fga | 3fg% | ft-fga  | ft%   | off      | def | tot | avg  |     |    |     |     |     |     |      |      |  |  |   |
| 11             | Cook, Hannah        | 14-14 | 394  | 28.1 | 58-148  | .392 | 33-93   | .355 | 30-39   | .769  | 18       | 74  | 92  | 6.6  | 31  | 0  | 15  | 36  | 1   | 28  | 179  | 12.8 |  |  |   |
| 15             | Knight, Meoshonti   | 14-14 | 371  | 26.5 | 47-114  | .412 | 5-25    | .200 | 46-72   | .639  | 10       | 48  | 58  | 4.1  | 21  | 0  | 31  | 38  | 5   | 22  | 145  | 10.4 |  |  |   |
| 22             | Middlebrook, Karyla | 14-14 | 414  | 29.6 | 45-116  | .388 | 7-30    | .233 | 46-57   | .807  | 10       | 46  | 56  | 4.0  | 29  | 1  | 44  | 30  | 0   | 22  | 143  | 10.2 |  |  |   |
| 01             | Bolton, Quanetria   | 14-14 | 242  | 17.3 | 57-113  | .504 | 4-17    | .235 | 16-24   | .667  | 31       | 36  | 67  | 4.8  | 32  | 1  | 6   | 17  | 21  | 7   | 134  | 9.6  |  |  |   |
| 13             | Hegstetter, Nikki   | 14-14 | 414  | 29.6 | 44-91   | .484 | 2-8     | .250 | 44-54   | .815  | 46       | 64  | 110 | 7.9  | 35  | 2  | 21  | 32  | 19  | 22  | 134  | 9.6  |  |  |   |
| 05             | Hayden, Breanna     | 13-0  | 271  | 20.8 | 40-82   | .488 | 3-10    | .300 | 30-39   | .769  | 14       | 37  | 51  | 3.9  | 14  | 0  | 25  | 24  | 5   | 11  | 113  | 8.7  |  |  |   |
| 23             | Wade, Shaquera      | 14-0  | 280  | 20.0 | 36-95   | .379 | 4-17    | .235 | 8-15    | .533  | 24       | 31  | 55  | 3.9  | 25  | 0  | 17  | 17  | 4   | 19  | 84   | 6.0  |  |  |   |
| 12             | Foy, C'Coriea       | 9-0   | 60   | 6.7  | 13-24   | .542 | 3-10    | .300 | 4-5     | .800  | 3        | 3   | 6   | 0.7  | 6   | 0  | 4   | 5   | 2   | 6   | 33   | 3.7  |  |  |   |
| 03             | Carter, Khadijah    | 12-0  | 92   | 7.7  | 9-27    | .333 | 4-19    | .211 | 15-15   | 1.000 | 2        | 13  | 15  | 1.3  | 7   | 0  | 4   | 4   | 6   | 8   | 37   | 3.1  |  |  |   |
| 02             | Magee, Trista       | 10-0  | 153  | 15.3 | 5-25    | .200 | 5-22    | .227 | 6-6     | 1.000 | 4        | 15  | 19  | 1.9  | 13  | 0  | 4   | 5   | 0   | 3   | 21   | 2.1  |  |  |   |
| 35             | Martinez, Diamante  | 13-0  | 85   | 6.5  | 8-22    | .364 | 0-0     | .000 | 7-12    | .583  | 8        | 10  | 18  | 1.4  | 24  | 2  | 2   | 9   | 22  | 1   | 23   | 1.8  |  |  |   |
| 21             | Berry, Taylor       | 8-0   | 24   | 3.0  | 1-6     | .167 | 0-4     | .000 | 0-0     | .000  | 0        | 0   | 0   | 0.0  | 2   | 0  | 1   | 2   | 0   | 2   | 2    | 0.3  |  |  |   |
| Team           |                     |       |      |      |         |      |         |      |         |       | 30       | 38  | 68  |      |     |    |     |     |     |     |      |      |  |  | 1 |
| Total.....     |                     | 14    | 2800 |      | 363-863 | .421 | 70-255  | .275 | 252-338 | .746  | 200      | 415 | 615 | 43.9 | 239 | 6  | 174 | 220 | 85  | 151 | 1048 | 74.9 |  |  |   |
| Opponents..... |                     | 14    | 2800 |      | 250-828 | .302 | 54-237  | .228 | 147-224 | .656  | 201      | 345 | 546 | 39.0 | 312 | -  | 112 | 303 | 44  | 99  | 701  | 50.1 |  |  |   |

### TEAM STATISTICS

|                        | UA      | OPP     | Date                              | Opponent | Score                    | Att.         |
|------------------------|---------|---------|-----------------------------------|----------|--------------------------|--------------|
| SCORING                | 1048    | 701     | 1                                 | 11/13/15 | ALABAMA A&M              | w 96-44 2120 |
| Points per game        | 74.9    | 50.1    |                                   | 11/16/15 | APPALACHIAN STATE        | w 93-59 2228 |
| Scoring margin         | +24.8   | -       |                                   | 11/22/15 | MISSISSIPPI VALLEY STATE | w 98-35 2392 |
| FIELD GOALS-ATT        | 363-863 | 250-828 |                                   | 11/24/15 | GEORGIA STATE            | w 72-56 2261 |
| Field goal pct         | .421    | .302    | 2                                 | 11/27/15 | vs Middle Tennessee      | w 64-46 1857 |
| 3 POINT FG-ATT         | 70-255  | 54-237  | 2                                 | 11/28/15 | vs Utah Valley           | w 67-60 964  |
| 3-point FG pct         | .275    | .228    |                                   | 12/06/15 | ALCORN STATE             | w 97-50 1394 |
| 3-pt FG made per game  | 5.0     | 3.9     |                                   | 12/12/15 | GEORGETOWN               | w 78-66 2291 |
| FREE THROWS-ATT        | 252-338 | 147-224 | 1                                 | 12/14/15 | NORTH FLORIDA            | w 69-47 4284 |
| Free throw pct         | .746    | .656    |                                   | 12/20/15 | GRAMBLING STATE          | w 72-57 2474 |
| F-Throws made per game | 18.0    | 10.5    |                                   | 12/28/15 | LIPSCOMB                 | w 68-49 2440 |
| REBOUNDS               | 615     | 546     | *                                 | 01/03/16 | LSU                      | w 62-45 2705 |
| Rebounds per game      | 43.9    | 39.0    | *                                 | 01/17/16 | GEORGIA                  | w 64-50 3732 |
| Rebounding margin      | +4.9    | -       | *                                 | 02/04/16 | OLE MISS                 | w 48-37 2607 |
| ASSISTS                | 174     | 112     |                                   |          |                          |              |
| Assists per game       | 12.4    | 8.0     | 1 Game played at Coleman Coliseum |          |                          |              |
| TURNOVERS              | 220     | 303     | 2 Nugget Classic (Reno, Nev.)     |          |                          |              |
| Turnovers per game     | 15.7    | 21.6    | * Southeastern Conference game    |          |                          |              |
| Turnover margin        | +5.9    | -       |                                   |          |                          |              |
| Assist/turnover ratio  | 0.8     | 0.4     |                                   |          |                          |              |
| STEALS                 | 151     | 99      |                                   |          |                          |              |
| Steals per game        | 10.8    | 7.1     |                                   |          |                          |              |
| BLOCKS                 | 85      | 44      |                                   |          |                          |              |
| Blocks per game        | 6.1     | 3.1     |                                   |          |                          |              |
| ATTENDANCE             | 30928   | 2821    |                                   |          |                          |              |
| Home games-Avg/Game    | 12-2577 | 0-0     |                                   |          |                          |              |
| Neutral site-Avg/Game  | -       | 2-1410  |                                   |          |                          |              |

| Score by Periods | 1st | 2nd | 3rd | 4th | Totals |
|------------------|-----|-----|-----|-----|--------|
| Alabama          | 243 | 270 | 254 | 281 | 1048   |
| Opponents        | 190 | 148 | 160 | 203 | 701    |

## 2015-16 CUMULATIVE STATS - LOSSES

| RECORD:        | OVERALL | HOME | AWAY | NEUTRAL |
|----------------|---------|------|------|---------|
| ALL GAMES      | 0-11    | 0-3  | 0-8  | 0-0     |
| CONFERENCE     | 0-9     | 0-3  | 0-6  | 0-0     |
| NON-CONFERENCE | 0-2     | 0-0  | 0-2  | 0-0     |

| #              | Player              | gp-gs | min  | Total  |         | 3-Point |        | F-Throw |         | Rebounds |     |     |     |      | pf  | dq | a   | to  | blk | stl | pts | avg  |
|----------------|---------------------|-------|------|--------|---------|---------|--------|---------|---------|----------|-----|-----|-----|------|-----|----|-----|-----|-----|-----|-----|------|
|                |                     |       |      | fg-fga | fg%     | 3fg-fga | 3fg%   | ft-fga  | ft%     | off      | def | tot | avg |      |     |    |     |     |     |     |     |      |
| 11             | Cook, Hannah        | 11-11 | 334  | 30.4   | 40-105  | .381    | 24-64  | .375    | 25-34   | .735     | 8   | 41  | 49  | 4.5  | 32  | 1  | 9   | 19  | 1   | 15  | 129 | 11.7 |
| 15             | Knight, Meoshonti   | 11-11 | 316  | 28.7   | 39-102  | .382    | 7-28   | .250    | 29-50   | .580     | 5   | 30  | 35  | 3.2  | 20  | 1  | 21  | 31  | 2   | 18  | 114 | 10.4 |
| 01             | Bolton, Quanetria   | 11-5  | 202  | 18.4   | 39-77   | .506    | 6-16   | .375    | 9-13    | .692     | 15  | 18  | 33  | 3.0  | 23  | 0  | 6   | 12  | 12  | 7   | 93  | 8.5  |
| 22             | Middlebrook, Karyla | 11-11 | 357  | 32.5   | 29-89   | .326    | 5-23   | .217    | 19-29   | .655     | 10  | 35  | 45  | 4.1  | 29  | 0  | 24  | 39  | 4   | 18  | 82  | 7.5  |
| 23             | Wade, Shaquera      | 10-4  | 239  | 23.9   | 26-60   | .433    | 7-18   | .389    | 8-14    | .571     | 13  | 23  | 36  | 3.6  | 25  | 0  | 7   | 21  | 5   | 11  | 67  | 6.7  |
| 13             | Hegstetter, Nikki   | 11-11 | 309  | 28.1   | 20-59   | .339    | 1-8    | .125    | 8-14    | .571     | 20  | 36  | 56  | 5.1  | 32  | 1  | 4   | 28  | 10  | 10  | 49  | 4.5  |
| 05             | Hayden, Breanna     | 10-2  | 201  | 20.1   | 13-45   | .289    | 1-8    | .125    | 5-8     | .625     | 9   | 18  | 27  | 2.7  | 16  | 0  | 24  | 23  | 2   | 7   | 32  | 3.2  |
| 02             | Magee, Trista       | 9-0   | 108  | 12.0   | 6-23    | .261    | 5-17   | .294    | 0-0     | .000     | 0   | 8   | 8   | 0.9  | 9   | 0  | 2   | 4   | 1   | 5   | 17  | 1.9  |
| 12             | Foy, C'Coriea       | 5-0   | 26   | 5.2    | 3-11    | .273    | 0-5    | .000    | 1-2     | .500     | 2   | 1   | 3   | 0.6  | 4   | 0  | 0   | 3   | 0   | 3   | 7   | 1.4  |
| 03             | Carter, Khadijah    | 10-0  | 59   | 5.9    | 4-12    | .333    | 0-5    | .000    | 1-2     | .500     | 1   | 6   | 7   | 0.7  | 1   | 0  | 1   | 4   | 1   | 1   | 9   | 0.9  |
| 35             | Martinez, Diamante  | 9-0   | 49   | 5.4    | 2-6     | .333    | 0-0    | .000    | 4-6     | .667     | 2   | 2   | 4   | 0.4  | 5   | 1  | 0   | 4   | 1   | 2   | 8   | 0.9  |
| Team           |                     |       |      |        |         |         |        |         |         |          |     |     | 16  | 12   | 28  |    |     | 2   |     |     |     |      |
| Total.....     |                     | 11    | 2200 |        | 221-589 | .375    | 56-192 | .292    | 109-172 | .634     | 101 | 230 | 331 | 30.1 | 196 | 4  | 98  | 190 | 39  | 97  | 607 | 55.2 |
| Opponents..... |                     | 11    | 2200 |        | 274-624 | .439    | 76-195 | .390    | 126-177 | .712     | 141 | 285 | 426 | 38.7 | 203 | -  | 168 | 192 | 43  | 91  | 750 | 68.2 |

### TEAM STATISTICS

|                        | UA      | OPP     |
|------------------------|---------|---------|
| SCORING                | 607     | 750     |
| Points per game        | 55.2    | 68.2    |
| Scoring margin         | -13.0   | -       |
| FIELD GOALS-ATT        | 221-589 | 274-624 |
| Field goal pct         | .375    | .439    |
| 3 POINT FG-ATT         | 56-192  | 76-195  |
| 3-point FG pct         | .292    | .390    |
| 3-pt FG made per game  | 5.1     | 6.9     |
| FREE THROWS-ATT        | 109-172 | 126-177 |
| Free throw pct         | .634    | .712    |
| F-Throws made per game | 9.9     | 11.5    |
| REBOUNDS               | 331     | 426     |
| Rebounds per game      | 30.1    | 38.7    |
| Rebounding margin      | -8.6    | -       |
| ASSISTS                | 98      | 168     |
| Assists per game       | 8.9     | 15.3    |
| TURNOVERS              | 190     | 192     |
| Turnovers per game     | 17.3    | 17.5    |
| Turnover margin        | +0.2    | -       |
| Assist/turnover ratio  | 0.5     | 0.9     |
| STEALS                 | 97      | 91      |
| Steals per game        | 8.8     | 8.3     |
| BLOCKS                 | 39      | 43      |
| Blocks per game        | 3.5     | 3.9     |
| ATTENDANCE             | 8692    | 32928   |
| Home games-Avg/Game    | 3-2897  | 8-4116  |
| Neutral site-Avg/Game  | -       | 0-0     |

| Date       | Opponent          | Score   | Att.  |
|------------|-------------------|---------|-------|
| 12/2/15    | at UT Martin      | L 65-83 | 3018  |
| 12/18/15   | at Georgia Tech   | L 58-70 | 1828  |
| * 01/07/16 | at #10/9 KENTUCKY | L 48-73 | 4792  |
| * 01/10/16 | VANDERBILT        | L 48-54 | 3023  |
| * 01/14/16 | at Auburn         | L 59-72 | 3383  |
| * 01/21/16 | at Florida        | L 72-80 | 1305  |
| * 01/25/16 | at Vanderbilt     | L 52-67 | 2961  |
| * 01/28/16 | TEXAS A&M         | L 56-59 | 2366  |
| * 01/31/16 | at Tennessee      | L 42-70 | 12613 |
| * 02/07/16 | AUBURN            | L 55-59 | 3303  |
| * 02-11-16 | at Mizzou         | L 52-63 | 3028  |

1 Game played at Coleman Coliseum

2 Nugget Classic (Reno, Nev.)

\* Southeastern Conference game

| Score by Periods | 1st | 2nd | 3rd | 4th | Totals |
|------------------|-----|-----|-----|-----|--------|
| Alabama          | 138 | 132 | 189 | 148 | 607    |
| Opponents        | 183 | 184 | 192 | 191 | 750    |



## GAME 1

**ALABAMA A&M** 44  
**ALABAMA** 96

Nov. 13, 2015 • Tuscaloosa, Ala.  
Coleman Coliseum • 2,120

Alabama won its 2015-16 season opener by a score of 96-44 over Alabama A&M in Coleman Coliseum. The Tide had seven players finish in double figures. It was the largest margin of victory in program history since a 49-point victory over Alabama State, 80-31, on Dec. 1, 2010.

Sophomore Quanetria Bolton recorded her first double-double, scoring a career-high 19 points along with reeling in 10 rebounds. Sophomore Karyla Middlebrook had a complete game with 15 points as well as earning six rebounds and dishing out five assists. Sophomore Hannah Cook also recorded 14 points while senior Khadijah Carter added 13. Sophomore Meoshonti Knight, freshman C'Coriea Foy, and freshman Shaquera Wade all tallied 10 points as well.

Defensively, sophomore Diamante Martinez recorded six blocks, tying her for third in a game in the Alabama record book. As a team, the Tide finished with 14 rejections.

Alabama got off to a hot start, leading 32-10 at the end of the first quarter. Middlebrook had 13 points after the opening 10 minutes ignite the offense. The Tide's defense was also active from the start, forcing 10 turnovers in the first period of play.

The second quarter was just as dominating, with Alabama outscoring Alabama A&M 21-7. Going into the locker room, the Tide had a 53-17 lead over the Bulldogs, controlling both ends of the court. The Tide had forced 18 turnovers and blocked seven shots by halftime. Alabama hit the offensive glass hard in the first half, bringing down 11 offensive rebounds.

The second half was more balanced, as the Tide worked more players into its rotation. Alabama stayed aggressive, getting to the free throw line 22 times in the half. Alabama A&M only attempted 20 foul shots for the game. The Tide finished with at least 20 points in all four quarters.

For the game, Alabama shot 43.6 percent (34-78) while holding the Bulldogs to 27.1 percent (16-59) from the floor and forcing 28 turnovers. The Tide collected 52 rebounds, 20 of which came on the offensive end.

### ALABAMA 96

| Player       | FG    | 3FG  | FT    | R  | TP | A  | MIN |
|--------------|-------|------|-------|----|----|----|-----|
| Bolton*      | 7-14  | 0-1  | 5-8   | 10 | 19 | 0  | 22  |
| Hegstetter*  | 1-4   | 1-1  | 0-0   | 8  | 3  | 1  | 21  |
| Cook*        | 5-15  | 4-13 | 0-0   | 6  | 14 | 1  | 28  |
| Knight*      | 3-4   | 0-1  | 4-9   | 2  | 10 | 1  | 19  |
| Middlebrook* | 5-12  | 0-2  | 5-6   | 6  | 15 | 6  | 29  |
| Carter       | 4-8   | 1-5  | 4-4   | 3  | 13 | 2  | 21  |
| Foy          | 4-8   | 0-3  | 2-3   | 2  | 10 | 1  | 12  |
| Berry        | 1-4   | 0-3  | 0-0   | 2  | 0  | 0  | 8   |
| Wade         | 4-8   | 0-1  | 2-4   | 8  | 10 | 0  | 28  |
| Martinez     | 0-1   | 0-0  | 0-0   | 3  | 0  | 0  | 12  |
| TEAM         | 4     |      |       |    |    |    |     |
| Totals       | 34-78 | 6-30 | 22-34 | 52 | 96 | 12 | 200 |

|      | Half (53)    | Final |
|------|--------------|-------|
| FG%  | .463 (19-41) | .436  |
| 3FG% | .429 (6-14)  | .200  |
| FT%  | .750 (9-12)  | .647  |

### ALABAMA A&M 44

| Player   | FG    | 3FG | FT    | R  | TP | A | MIN |
|----------|-------|-----|-------|----|----|---|-----|
| Myles*   | 7-12  | 0-0 | 0-2   | 11 | 14 | 0 | 25  |
| Johnson* | 0-4   | 0-1 | 3-4   | 2  | 3  | 0 | 20  |
| Martin*  | 1-3   | 0-0 | 2-2   | 4  | 4  | 0 | 20  |
| DeBose*  | 1-2   | 0-0 | 0-1   | 2  | 2  | 0 | 11  |
| Moffett* | 1-5   | 0-0 | 0-2   | 3  | 2  | 4 | 28  |
| Sutton   | 1-8   | 0-4 | 0-0   | 1  | 2  | 0 | 27  |
| Spencer  | 1-4   | 0-1 | 1-2   | 2  | 3  | 0 | 12  |
| Howard   | 2-7   | 0-1 | 2-2   | 4  | 4  | 6 | 14  |
| Totten   | 1-6   | 0-1 | 4-6   | 0  | 6  | 1 | 17  |
| Logan    | 0-6   | 0-0 | 0-0   | 7  | 0  | 1 | 20  |
| Venson   | 1-2   | 0-0 | 0-0   | 1  | 2  | 0 | 6   |
| TEAM     | 6     |     |       |    |    |   |     |
| Totals   | 16-59 | 0-8 | 12-20 | 42 | 44 | 6 | 200 |

|      | Half (17)   | Final |
|------|-------------|-------|
| FG%  | .274 (5-23) | .271  |
| 3FG% | .000 (0-4)  | .000  |
| FT%  | .700 (7-10) | .600  |

Fouls: UA 21 (Martinez, 5), AAMU 27 (Two with 2). Turnovers: UA 14 (Five with 2), AAMU 28 (Moffett, 6). Blocks: UA 14 (Martinez, 6), AAMU 0. Steals: UA 12 (Carter, 4), AAMU 5 (Sutton, 2).

## GAME 2

**APPALACHIAN STATE** 59  
**ALABAMA** 93

Nov. 16, 2015 • Tuscaloosa, Ala.  
Foster Auditorium • 2,228

Alabama defeated the Appalachian State Mountaineers, 93-59, in Foster Auditorium. The Crimson Tide scored at least 90 points for the second consecutive game for the first time since 2001. Alabama improved to 2-0 on the season, while the Mountaineers dropped to 0-2.

Breaking her career-high in scoring while tying her career-best in rebounds, sophomore Meoshonti Knight paced the team to the victory. Knight put up 20 points, four more points than her previous best, along with bringing in eight rebounds. Senior Nikki Hegstetter scored a career-high 17 points, shooting 6-for-8 from the field, while sophomore Hannah Cook scored 15 points and junior Breanna Hayden tallied 13 points.

The game got off to a sluggish start, as both teams compiled double-digit fouls in the first quarter. Alabama converted four field goals in the opening 10 minutes, but held Appalachian State without a basket until only 32 seconds remained in the quarter. The Tide began to pull away in the second quarter, eventually taking a 51-26 advantage into the locker room. Knight led all scorers at that point with 14.

Alabama used a hot-shooting third quarter to put the game away, draining 10 of its 18 shots, including a perfect 4-of-4 from Hegstetter.

For the game, Alabama earned 32 points off of 27 forced turnovers and held the Mountaineers to 27 percent (17-64) from the floor while the Tide shot 43 percent (30-70). The Tide dished out 13 assists and rejected nine shots.

### APPALACHIAN STATE 59

| Player        | FG    | 3FG  | FT    | R  | TP | A | MIN |
|---------------|-------|------|-------|----|----|---|-----|
| Marshall*     | 0-2   | 0-0  | 1-2   | 8  | 1  | 1 | 14  |
| Cooper*       | 2-3   | 0-0  | 4-4   | 8  | 8  | 1 | 22  |
| Wood*         | 2-10  | 1-9  | 0-0   | 0  | 5  | 0 | 23  |
| Jones*        | 4-7   | 0-0  | 0-0   | 1  | 8  | 1 | 11  |
| Story*        | 2-9   | 0-3  | 7-8   | 5  | 11 | 0 | 27  |
| Ogunjimi      | 0-6   | 0-0  | 2-2   | 5  | 2  | 0 | 21  |
| Carter        | 1-4   | 0-0  | 2-5   | 6  | 4  | 0 | 24  |
| Norregaaard   | 1-1   | 1-1  | 0-0   | 0  | 3  | 0 | 2   |
| Craven        | 1-7   | 0-2  | 3-5   | 1  | 2  | 0 | 10  |
| Doub          | 2-4   | 1-2  | 2-2   | 6  | 7  | 2 | 22  |
| Buehler       | 0-0   | 0-0  | 0-0   | 0  | 0  | 0 | 3   |
| Bassett-Smith | 2-11  | 0-0  | 1-2   | 5  | 5  | 1 | 21  |
| TEAM          | 2     |      |       |    |    |   |     |
| Totals        | 17-64 | 3-17 | 22-30 | 47 | 59 | 6 | 200 |

|      | Half (26)    | Final |
|------|--------------|-------|
| FG%  | .143 (5-35)  | .266  |
| 3FG% | .091 (1-11)  | .176  |
| FT%  | .789 (15-19) | .733  |

### ALABAMA 93

| Player       | FG    | 3FG  | FT    | R  | TP | A  | MIN |
|--------------|-------|------|-------|----|----|----|-----|
| Bolton*      | 1-6   | 0-0  | 0-0   | 3  | 2  | 2  | 11  |
| Hegstetter*  | 6-8   | 0-0  | 5-8   | 5  | 17 | 2  | 30  |
| Cook*        | 6-13  | 2-7  | 1-3   | 9  | 15 | 1  | 25  |
| Knight*      | 5-8   | 1-2  | 9-14  | 8  | 20 | 3  | 29  |
| Middlebrook* | 3-9   | 0-1  | 2-2   | 2  | 8  | 3  | 23  |
| Carter       | 1-5   | 1-3  | 2-2   | 5  | 5  | 0  | 15  |
| Hayden       | 3-7   | 0-0  | 7-8   | 5  | 13 | 1  | 18  |
| Foy          | 1-3   | 1-3  | 0-0   | 0  | 3  | 0  | 11  |
| Berry        | 0-0   | 0-0  | 0-0   | 0  | 0  | 0  | 3   |
| Wade         | 4-9   | 0-0  | 0-0   | 1  | 8  | 1  | 23  |
| Martinez     | 0-2   | 0-0  | 2-3   | 2  | 2  | 0  | 12  |
| TEAM         | 7     |      |       |    |    |    |     |
| Totals       | 30-70 | 5-16 | 28-40 | 47 | 93 | 13 | 200 |

|      | Half (51)    | Final |
|------|--------------|-------|
| FG%  | .412 (14-34) | .429  |
| 3FG% | .286 (2-7)   | .313  |
| FT%  | .677 (21-31) | .700  |

Fouls: UA 27 (Two with 5), ASU 35 (Four with 5). Turnovers: UA 14 (Cook, 4), ASU 27 (Two with 5). Blocks: UA 9 (Martinez, 5), ASU 5 (Bassett-Smith, 3). Steals: UA 13 (Two with 3), ASU 6 (Jones, 2).

## GAME 3

**MISSISSIPPI VALLEY STATE** 35  
**ALABAMA** 98

Nov. 22, 2015 • Tuscaloosa, Ala.  
Foster Auditorium • 2,392

Sophomore Quanetria Bolton scored a career-high 21 points to pace the Crimson Tide offense in a 98-35 win for the Alabama women's basketball team over Mississippi Valley State. With the victory, the Tide improved to 3-0 on the season, while the Devilettes dropped to 0-3 overall.

Joining Bolton in double figures was sophomore Meoshonti Knight with 13, sophomore Karyla Middlebrook with 12, senior Khadijah Carter with 11 and sophomore Hannah Cook with 10. Senior Nikki Hegstetter led the Tide in rebounds with eight, while Knight had a team-high four assists. Sophomore Diamante Martinez continued to rack up the blocks, finishing with four in 13 minutes of action.

As a team, Alabama dominated in nearly every facet of the game as the Tide finished with 16 steals, 12 blocks, 48 rebounds and had only 10 turnovers. The Devilettes committed 30 turnovers, of which UA scored 38 points off of, and were limited to 22.4 percent (13-58) from the field. Alabama took 40 free throws compared to Mississippi Valley State's 11 shots from the stripe.

The game went back and forth over the first couple possessions before Alabama scored 18 unanswered points over the next 6:08 to take a 23-4 lead. From that point on the Tide would lead comfortably throughout the game, pulling in front by as many as 64.

### MISSISSIPPI VALLEY STATE 35

| Player    | FG    | 3FG  | FT   | R  | TP | A | MIN |
|-----------|-------|------|------|----|----|---|-----|
| Stevens*  | 0-6   | 0-2  | 0-0  | 5  | 0  | 0 | 18  |
| Beals*    | 4-12  | 0-0  | 3-9  | 11 | 11 | 1 | 33  |
| Walters*  | 4-8   | 2-3  | 0-0  | 5  | 10 | 1 | 31  |
| Jernigan* | 1-10  | 1-6  | 0-0  | 7  | 3  | 2 | 38  |
| Floyd*    | 2-13  | 1-6  | 0-0  | 3  | 5  | 0 | 27  |
| Tate      | 2-7   | 0-2  | 0-0  | 2  | 4  | 0 | 23  |
| Strothers | 0-0   | 0-0  | 0-0  | 0  | 0  | 0 | 6   |
| Bolden    | 0-2   | 0-0  | 2-2  | 3  | 2  | 0 | 24  |
| TEAM      | 6     |      |      |    |    |   |     |
| Totals    | 13-58 | 4-19 | 5-11 | 42 | 35 | 4 | 200 |

|      | Half (17)   | Final |
|------|-------------|-------|
| FG%  | .250 (7-28) | .224  |
| 3FG% | .222 (2-9)  | .211  |
| FT%  | .143 (1-7)  | .455  |

### ALABAMA 98

| Player       | FG    | 3FG  | FT    | R  | TP | A  | MIN |
|--------------|-------|------|-------|----|----|----|-----|
| Bolton*      | 9-10  | 2-2  | 1-4   | 2  | 21 | 0  | 23  |
| Hegstetter*  | 1-2   | 0-0  | 3-4   | 8  | 5  | 0  | 18  |
| Cook*        | 2-8   | 1-5  | 5-6   | 7  | 10 | 1  | 20  |
| Knight*      | 3-7   | 0-3  | 7-7   | 3  | 13 | 4  | 27  |
| Middlebrook* | 5-10  | 0-2  | 2-4   | 5  | 12 | 3  | 23  |
| Carter       | 2-7   | 2-6  | 5-5   | 4  | 11 | 1  | 18  |
| Hayden       | 2-5   | 0-1  | 3-4   | 3  | 7  | 1  | 21  |
| Foy          | 2-4   | 0-1  | 2-2   | 0  | 6  | 0  | 8   |
| Berry        | 0-2   | 0-1  | 0-0   | 0  | 0  | 0  | 6   |
| Wade         | 4-6   | 1-2  | 0-0   | 3  | 9  | 1  | 23  |
| Martinez     | 1-3   | 0-0  | 2-4   | 4  | 4  | 1  | 13  |
| TEAM         | 9     |      |       |    |    |    |     |
| Totals       | 31-64 | 6-23 | 30-40 | 48 | 98 | 12 | 200 |

|      | Half (49)    | Final |
|------|--------------|-------|
| FG%  | .486 (17-35) | .484  |
| 3FG% | .250 (3-12)  | .261  |
| FT%  | .750 (12-16) | .750  |

Fouls: UA 12 (Four with 2), MVSU 28 (Two with 5). Turnovers: UA 10 (Hegstetter, 4), MVSU 30 (Jernigan, 8). Blocks: UA 12 (Martinez, 4), MVSU 0. Steals: UA 16 (Foy, 3), MVSU 4 (Four with 1).

## GAME 4

**GEORGIA STATE** 56  
**ALABAMA** 72

Nov. 4, 2015 • Tuscaloosa, Ala.  
Foster Auditorium • 2,261

The Alabama women's basketball topped the Georgia State Panthers, 72-56, at Foster Auditorium. The Crimson Tide improved to 4-0 with the victory, while the Panthers dropped to 1-3 on the year.

Senior Nikki Hegstetter brought down nine rebounds, her best effort on the glass this season, to go along with her team-high 14 points. Three other players ended the game in double figures, as sophomore Meoshonti Knight tallied 13, while fellow sophomores Quanetria Bolton and Karyla Middlebrook scored 12 each.

The teams traded baskets early, but it was Georgia State that was able to build the game's first sizable advantage late in the first quarter. The Panthers held their largest lead of the game, 19-12, with 1:35 remaining in the opening period. The score stood at 20-14 going into the second quarter, which was owned by the Alabama. The Tide opened the quarter on a 14-0 run, taking a 28-20 lead at that point. The Panthers chipped away, cutting the lead to four (32-28) at the half.

Alabama used a big second half, outscoring the Panthers 40-28, to claim the victory. The Tide shot 41.9 percent (13-31) from the field in the half and made 13 of 17 free throws. Georgia State converted just 10 of its 32 field goal attempts and turned the ball over 12 times.

Turnovers proved to be the difference, as Georgia State committed 23 compared to the Tide's 13. Alabama also shared the ball extremely well, recording 15 assists on 25 made field goals. For the game, the Tide shot 37 percent (25-68) from the floor, compared to 33 percent (21-63) for the Panthers. Alabama also made 10 more free throws than Georgia State.

### GEORGIA STATE 56

| Player       | FG    | 3FG  | FT   | R  | TP | A | MIN |
|--------------|-------|------|------|----|----|---|-----|
| K. Williams* | 0-3   | 0-1  | 0-2  | 5  | 0  | 0 | 17  |
| Tyghter*     | 0-4   | 0-1  | 2-2  | 4  | 2  | 0 | 16  |
| Nichols*     | 0-2   | 0-0  | 0-0  | 1  | 0  | 0 | 17  |
| Newby*       | 3-5   | 0-0  | 3-5  | 5  | 9  | 2 | 30  |
| T. Jackson*  | 4-10  | 2-4  | 0-0  | 3  | 10 | 1 | 20  |
| Mitchell     | 7-14  | 0-0  | 1-1  | 5  | 14 | 0 | 18  |
| Henry        | 1-3   | 0-1  | 3-4  | 1  | 5  | 1 | 7   |
| Cole         | 4-8   | 2-5  | 0-0  | 7  | 10 | 3 | 24  |
| M. Jackson   | 1-4   | 0-1  | 0-0  | 5  | 2  | 0 | 21  |
| Ponder       | 1-10  | 1-8  | 1-2  | 4  | 4  | 1 | 27  |
| T. Williams  | 0-0   | 0-0  | 0-2  | 1  | 0  | 0 | 3   |
| TEAM         | 7     |      |      |    |    |   |     |
| Totals       | 21-63 | 5-21 | 9-18 | 48 | 56 | 8 | 200 |

|      | Half (28)    | Final |
|------|--------------|-------|
| FG%  | .355 (11-31) | .333  |
| 3FG% | .300 (3-10)  | .238  |
| FT%  | .429 (3-7)   | .500  |

### ALABAMA 72

| Player      | FG   | 3FG | FT    | R | TP | A | MIN |
|-------------|------|-----|-------|---|----|---|-----|
| Bolton*     | 6-9  | 0-0 | 0-0   | 5 | 12 | 1 | 17  |
| Hegstetter* | 4-6  | 0-0 | 6-8   | 9 | 14 | 1 | 28  |
| Cook*       | 2-7  | 1-5 | 0-0   | 4 | 5  | 5 | 25  |
| Knight*     | 4-10 | 1-2 | 4-5</ |   |    |   |     |

## GAME 5

**MIDDLE TENNESSEE** 46  
**ALABAMA** 64

Nov. 27, 2015 • Reno, Nev.  
Lawlor Events Center • 1,857

Sophomore Hannah Cook recorded her first career double-double with 15 points and a career-high 15 rebounds to lead the Alabama women's basketball team to a 64-46 victory over Middle Tennessee in game one of the Nugget Classic, which is being played on the campus of the University of Nevada at the Lawlor Events Center. With the win, the Crimson Tide moves to 5-0 on the season, while the loss drops the Blue Raiders to 1-3.

Joining Cook in double figures was senior Nikki Hegstetter, who finished with 10. Hegstetter was also second to Cook in rebounds with six. Sophomore Meoshonti Knight led the Tide in assists with five while also recording a team-high three steals.

Both teams struggled to score in the first quarter, but it would be Alabama holding a narrow 8-7 edge following the first 10 minutes of play. The Tide began to find its rhythm in the second quarter as UA used a 15-2 run over the span of six minutes to take a 24-11 advantage over Middle Tennessee. The Blue Raiders chipped away at the Tide lead, but it would be Alabama with the seven-point buffer at the break, 26-19.

The Tide scored seven unanswered points to start the third quarter, pushing its lead out to 14. Alabama continued to pour on the points, pulling in front by as many as 27 in the game.

As a team, Alabama shot 37.3 percent from the field (19-51), including 47.8 percent (11-23) in the second half, while limiting Middle Tennessee to 16.9 percent (11-65) from the floor. The Tide had its best outing of the season thus far from beyond the arc, shooting 63.6 percent, large in part to Cook's 4-for-4 performance.

| Player   | FG           | 3FG  | FT    | R  | TP | A | MIN |
|----------|--------------|------|-------|----|----|---|-----|
| Sissom*  | 0-8          | 0-3  | 1-2   | 2  | 1  | 0 | 20  |
| Edwards* | 4-15         | 3-7  | 7-9   | 9  | 18 | 2 | 37  |
| Petty*   | 1-10         | 0-3  | 6-6   | 3  | 8  | 0 | 20  |
| Reuter*  | 2-2          | 0-0  | 0-2   | 4  | 4  | 0 | 17  |
| Jones*   | 0-4          | 0-8  | 0-0   | 7  | 0  | 2 | 30  |
| Johnson  | 2-6          | 0-0  | 3-4   | 3  | 7  | 2 | 19  |
| Louro    | 0-2          | 0-2  | 0-2   | 0  | 0  | 0 | 8   |
| Majors   | 0-0          | 0-0  | 0-0   | 1  | 0  | 1 | 5   |
| Collier  | 0-4          | 0-1  | 0-0   | 2  | 0  | 0 | 10  |
| Lyon     | 1-1          | 0-0  | 0-0   | 3  | 2  | 0 | 21  |
| Porter   | 0-0          | 0-0  | 2-2   | 1  | 2  | 0 | 3   |
| Warden   | 1-3          | 0-1  | 2-6   | 0  | 4  | 1 | 10  |
| TEAM     | 11           |      |       |    |    |   |     |
| Totals   | 11-65        | 3-25 | 21-33 | 46 | 46 | 8 | 200 |
|          | Half (19)    |      | Final |    |    |   |     |
| FG%      | .111 (3-27)  |      | .169  |    |    |   |     |
| 3FG%     | .091 (1-11)  |      | .120  |    |    |   |     |
| FT%      | .667 (12-18) |      | .636  |    |    |   |     |

| Player       | FG          | 3FG  | FT    | R  | TP | A  | MIN |
|--------------|-------------|------|-------|----|----|----|-----|
| Bolton*      | 3-8         | 0-0  | 2-2   | 2  | 8  | 0  | 16  |
| Cook*        | 5-8         | 4-4  | 1-2   | 15 | 15 | 0  | 27  |
| Hegstetter*  | 2-4         | 0-0  | 6-7   | 6  | 10 | 2  | 30  |
| Knight*      | 2-10        | 0-2  | 3-3   | 3  | 7  | 5  | 29  |
| Middlebrook* | 2-2         | 0-0  | 5-8   | 4  | 9  | 1  | 22  |
| Magee        | 1-2         | 1-1  | 0-0   | 3  | 3  | 0  | 14  |
| Carter       | 0-0         | 0-0  | 0-0   | 0  | 0  | 0  | 5   |
| Hayden       | 1-6         | 0-1  | 2-2   | 3  | 4  | 2  | 22  |
| Foy          | 0-1         | 0-0  | 0-0   | 0  | 0  | 0  | 5   |
| Berry        | 0-0         | 0-0  | 0-0   | 0  | 0  | 0  | 1   |
| Wade         | 3-8         | 2-3  | 0-0   | 4  | 8  | 0  | 23  |
| Martinez     | 0-2         | 0-0  | 0-0   | 2  | 0  | 0  | 6   |
| TEAM         | 5           |      |       |    |    |    |     |
| Totals       | 19-51       | 7-11 | 19-24 | 47 | 64 | 10 | 200 |
|              | Half (26)   |      | Final |    |    |    |     |
| FG%          | .286 (8-28) |      | .373  |    |    |    |     |
| 3FG%         | .500 (3-6)  |      | .636  |    |    |    |     |
| FT%          | .778 (7-9)  |      | .792  |    |    |    |     |

Fouls: UA 26 (Martinez, 5), MT 21 (Two with 4). Turnovers: UA 23 (Hayden, 5), MT 17 (Jones, 4). Blocks: UA 3 (Three with 1), MT 3 (Lyon, 2). Steals: UA 10 (Knight, 3), MT 11 (Sissom, 3).

## GAME 6

**UTAH VALLEY** 60  
**ALABAMA** 67

Nov. 28, 2015 • Reno, Nev.  
Lawlor Events Center • 964

The Alabama women's basketball team, behind a career-high 20 points from junior Breanna Hayden, won the 2015 Nugget Classic after topping Utah Valley, 67-60, on Saturday at the Lawlor Events Center on the campus of the University of Nevada. With the win, the Crimson Tide moves to 6-0 for the first time since the 2002 season, while the loss drops the Wolverines to 6-2.

In addition to Hayden, Alabama had two others in double figures as sophomores Meoshonti Knight and Karyla Middlebrook finished with 16 and 12, respectively. Once again, sophomore Hannah Cook was a force on the boards as she roped in 10 to lead the game, and senior Nikki Hegstetter collected a career-high tying four blocks in her 36 minutes of action.

Utah Valley scored first, but Alabama strung together a 13-3 run over the next four minutes to take a 13-5 lead in the opening quarter. The Wolverines pulled within two at the 2:45 mark, however the Tide scored the final six points to take a 19-11 advantage heading into the second.

Alabama continued to lead throughout the next quarter, eventually reaching double digits following the three-point play from Middlebrook. Minutes later, the Tide took a 33-25 lead in to the locker room at the half.

Utah Valley outscored Alabama, 14-5, over the opening five minutes of the third quarter to take its first lead since the beginning of the game, but UA would bounce back with 10 unanswered points over a two minute span to jump back in front and lead 48-43 heading into the final quarter.

The Wolverines cut the Tide edge down to three on two occasions early in the fourth, but once again, Alabama pushed its lead out to double digits after scoring eight unanswered points, six of which were from Hayden. Utah Valley would come no closer than seven for the duration of the contest.

For the game, the Tide hit 44.3 percent (27-61) of its attempts while limiting the Wolverines to 35 percent (21-60) for the game. The teams tied in rebounds with 27 apiece. Both squads shot the ball well from the free throw line as Alabama hit 85.7 percent (12-14) and Utah Valley connected on 88.2 percent (15-17).

| Player         | FG          | 3FG  | FT    | R  | TP | A  | MIN |
|----------------|-------------|------|-------|----|----|----|-----|
| Seals*         | 4-18        | 1-10 | 5-5   | 5  | 14 | 1  | 36  |
| Agnew*         | 1-1         | 0-0  | 2-2   | 5  | 4  | 7  | 36  |
| MaWhinney*     | 1-5         | 1-5  | 0-0   | 0  | 3  | 0  | 17  |
| Gordon*        | 3-7         | 1-3  | 0-0   | 7  | 7  | 0  | 35  |
| Loggins*       | 4-8         | 0-0  | 2-4   | 4  | 10 | 1  | 19  |
| Huggins        | 0-0         | 0-0  | 0-0   | 0  | 0  | 0  | 1   |
| Norris         | 2-3         | 0-0  | 0-0   | 3  | 4  | 0  | 15  |
| Toston         | 0-1         | 0-1  | 0-0   | 0  | 0  | 0  | 1   |
| Spooner-Knight | 6-14        | 3-2  | 2-7   | 14 | 1  | 28 |     |
| Blanks         | 0-0         | 0-0  | 4-4   | 2  | 4  | 1  | 13  |
| TEAM           | 4           |      |       |    |    |    |     |
| Totals         | 21-60       | 3-22 | 15-17 | 37 | 60 | 11 | 200 |
|                | Half (25)   |      | Final |    |    |    |     |
| FG%            | .310 (9-29) |      | .350  |    |    |    |     |
| 3FG%           | .111 (1-9)  |      | .136  |    |    |    |     |
| FT%            | .750 (6-8)  |      | .882  |    |    |    |     |

| Player       | FG           | 3FG  | FT    | R  | TP | A | MIN |
|--------------|--------------|------|-------|----|----|---|-----|
| Bolton*      | 1-5          | 0-1  | 0-0   | 4  | 2  | 0 | 13  |
| Cook*        | 4-10         | 0-4  | 1-2   | 10 | 9  | 0 | 35  |
| Hegstetter*  | 3-8          | 0-0  | 2-2   | 6  | 8  | 1 | 36  |
| Knight*      | 7-14         | 1-2  | 1-2   | 6  | 16 | 1 | 34  |
| Middlebrook* | 4-9          | 0-2  | 4-4   | 2  | 12 | 2 | 37  |
| Magee        | 0-3          | 0-3  | 0-0   | 0  | 0  | 0 | 10  |
| Carter       | 0-0          | 0-0  | 0-0   | 0  | 0  | 0 | 4   |
| Hayden       | 8-10         | 0-1  | 4-4   | 4  | 20 | 2 | 22  |
| Wade         | 0-2          | 0-1  | 0-0   | 2  | 0  | 1 | 9   |
| Martinez     | 0-0          | 0-0  | 0-0   | 0  | 0  | 0 | 1   |
| TEAM         | 3            |      |       |    |    |   |     |
| Totals       | 27-61        | 1-14 | 12-14 | 37 | 67 | 7 | 200 |
|              | Half (33)    |      | Final |    |    |   |     |
| FG%          | .371 (13-35) |      | .443  |    |    |   |     |
| 3FG%         | .100 (1-10)  |      | .071  |    |    |   |     |
| FT%          | .857 (6-7)   |      | .857  |    |    |   |     |

Fouls: UA 17 (Hegstetter, 5), UV 14 (Three with 3). Turnovers: UA 13 (Cook, 5), UV 15 (Spooner-Knight, 5). Blocks: UA 5 (Hegstetter, 4), UV 3 (Loggins, 2). Steals: UA 5 (Middlebrook, 3), UV 7 (Three with 2).

## GAME 7

**ALABAMA** 65  
**UT MARTIN** 83

Dec. 2, 2015 • Martin, Tenn.  
Elam Center • 3,018

Alabama dropped its first game of the season with an 83-65 loss to UT Martin on Wednesday at the Elam Center. The Skyhawks made 16 of their 28 field goals from beyond the arc to move to 3-4 on the year, while the loss put the Crimson Tide at 6-1.

Sophomore Hannah Cook led UA in scoring with a game-high tying 21 points. She also led the team in rebounds with eight, while junior Breanna Hayden dished out a career-best seven assists. UT Martin had four finish in double figures, led by redshirt DaiJia Ruffin and senior Haley Howard, who each had 21.

The Skyhawks led by as many as 20 during the opening 10 minutes largely due to the three-point shooting as they hit seven shots from beyond the arc in a six-minute span. Alabama, however, finished the quarter on a 9-0 run to cut its deficit to 11, 27-16, at the end of the first.

The Tide continued its run at the start of the second quarter with a three from Cook only 10 second in to pull within eight. Alabama came as close as six, but UT Martin would remain in front after the two teams traded baskets for the duration of the period and led, 40-30, at the half.

The Skyhawks continued to knock down shots, many of them threes, and pushed their lead back out to 20 at the 2:40 mark of the third quarter and remained on top by at least that many until Hayden hit the final basket with one second to spare.

As a team, Alabama shot 46.6 percent (27-58) from the floor, while UT Martin made 50.0 percent (28-56) of its attempts. The Skyhawks narrowly outrebounded the Tide, 33-30.

| Player    | FG           | 3FG   | FT    | R  | TP | A  | MIN |
|-----------|--------------|-------|-------|----|----|----|-----|
| Ruffin*   | 7-13         | 1-1   | 6-8   | 8  | 21 | 2  | 40  |
| Roberts*  | 5-8          | 3-4   | 2-2   | 12 | 15 | 2  | 39  |
| Schubert* | 2-8          | 2-8   | 2-2   | 2  | 8  | 7  | 39  |
| Ward*     | 6-11         | 4-9   | 0-0   | 0  | 16 | 3  | 38  |
| Howard*   | 7-11         | 6-9   | 1-2   | 4  | 21 | 4  | 30  |
| Robertson | 0-1          | 0-0   | 0-0   | 1  | 0  | 0  | 3   |
| Taylor    | 1-4          | 0-3   | 0-0   | 1  | 2  | 0  | 10  |
| Smith     | 0-0          | 0-0   | 0-0   | 0  | 0  | 0  | 1   |
| TEAM      | 5            |       |       |    |    |    |     |
| Totals    | 28-56        | 16-35 | 11-14 | 33 | 83 | 18 | 200 |
|           | Half (40)    |       | Final |    |    |    |     |
| FG%       | .467 (14-30) |       | .500  |    |    |    |     |
| 3FG%      | .429 (9-21)  |       | .457  |    |    |    |     |
| FT%       | .750 (3-4)   |       | .786  |    |    |    |     |

| Player       | FG           | 3FG  | FT    | R  | TP | A  | MIN |
|--------------|--------------|------|-------|----|----|----|-----|
| Bolton*      | 3-4          | 0-0  | 0-0   | 1  | 6  | 1  | 17  |
| Cook*        | 8-13         | 4-7  | 1-2   | 8  | 21 | 0  | 32  |
| Hegstetter*  | 3-5          | 0-0  | 0-0   | 5  | 6  | 0  | 21  |
| Knight*      | 1-6          | 0-1  | 1-4   | 4  | 3  | 2  | 24  |
| Middlebrook* | 3-8          | 0-1  | 0-0   | 3  | 6  | 2  | 30  |
| Magee        | 3-7          | 3-5  | 0-0   | 1  | 9  | 1  | 21  |
| Carter       | 0-1          | 0-1  | 0-0   | 1  | 0  | 0  | 3   |
| Hayden       | 3-9          | 0-2  | 0-0   | 2  | 6  | 7  | 23  |
| Foy          | 1-1          | 0-0  | 0-0   | 0  | 2  | 0  | 3   |
| Wade         | 1-3          | 0-1  | 2-2   | 3  | 4  | 1  | 20  |
| Martinez     | 1-1          | 0-0  | 0-0   | 2  | 2  | 0  | 6   |
| TEAM         | 3            |      |       |    |    |    |     |
| Totals       | 27-58        | 7-18 | 4-8   | 30 | 65 | 14 | 200 |
|              | Half (30)    |      | Final |    |    |    |     |
| FG%          | .440 (11-25) |      | .466  |    |    |    |     |
| 3FG%         | .500 (5-10)  |      | .389  |    |    |    |     |
| FT%          | .500 (3-6)   |      | .500  |    |    |    |     |

Fouls: UA 19 (Hayden, 4), UTM 11 (Two with 3). Turnovers: UA 12 (Three with 2), UTM 11 (Ward, 3). Blocks: UA 6 (Two with 2), UTM 3 (Three with 1). Steals: UA 3 (Magee, 2), UTM 1 (Ruffin, 1).

## GAME 8

**ALCORN STATE** 50  
**ALABAMA** 97

Dec. 6, 2015 • Tuscaloosa, Ala.  
Foster Auditorium • 1,394

Alabama defeated the Alcorn State Braves, 97-50, inside Foster Auditorium. Six players finished in double figures for the Crimson Tide to help move UA to 7-1 on the season while Alcorn State dropped to 1-4.

For the second time this season, sophomore Quanetria Bolton recorded a double-double, putting up 14 points along with 10 rebounds. Sophomore Hannah Cook and freshman C'Coriea Foy also ended the game with 14 points. Senior Nikki Hegstetter chipped in another 13 points, while sophomore Karyla Middlebrook had 12 and junior Breanna Hayden had 10.

Both teams struggled in the opening minutes, as the Tide started the game one for its first nine attempts from the floor, while the Braves hit just one of their first six. Alabama ended the opening period with a slim lead at 18-16. The Tide heated up in the second quarter, scoring 32 points. Hegstetter closed the half with 13 points, including a 7-of-8 effort from the foul line, and Bolton poured in 12.

Alabama pulled away in the third quarter, outscoring the Braves 25-6 in the frame. The Tide put together as 12-2 run during that stretch, highlighted by threes from Middlebrook and Foy. Foy scored all 14 of her points in the second half behind 6-of-7 shooting from the field.

Alabama held Alcorn State to a 31.7 shooting percentage for the game, including just 7-of-33 (21.2 percent) in the second half. The Crimson Tide finished 37-for-77 (48.1 percent) from the field, which including a blistering 56.8 percent in the second half of play. Overall, Alabama outrebounded Alcorn State by 12 (50-38) and forced 28 turnovers that directly resulted in 29 points.

| Player     | FG           | 3FG  | FT    | R  | TP | A | MIN |
|------------|--------------|------|-------|----|----|---|-----|
| Wells*     | 2-5          | 0-0  | 0-0   | 2  | 4  | 0 | 24  |
| Haynes*    | 7-22         | 2-6  | 2-4   | 6  | 18 | 1 | 33  |
| Luton*     | 1-6          | 0-2  | 0-0   | 1  | 2  | 0 | 30  |
| Tolliver*  | 0-2          | 0-0  | 0-0   | 2  | 0  | 0 | 18  |
| Spann*     | 3-10         | 0-0  | 0-1   | 6  | 6  | 4 | 32  |
| Littlejohn | 0-2          | 0-0  | 0-0   | 0  | 0  | 0 | 6   |
| Sherman    | 1-4          | 0-0  | 0-0   | 0  | 2  | 0 | 8   |
| McNichols  | 4-7          | 0-1  | 2-2   | 0  | 10 | 0 | 15  |
| Turner     | 0-1          | 0-0  | 0-0   | 0  | 0  | 0 | 6   |
| Strane     | 2-5          | 0-0  | 4-4   | 12 | 8  | 1 | 28  |
| TEAM       | 8            |      |       |    |    |   |     |
| Totals     | 20-64        | 2-10 | 8-11  | 37 | 50 | 6 | 200 |
|            | Half (34)    |      | Final |    |    |   |     |
| FG%        | .433 (13-30) |      | .313  |    |    |   |     |
| 3FG%       | .400 (2-5)   |      | .200  |    |    |   |     |
| FT%        | .857 (6-7)   |      | .727  |    |    |   |     |

| Player       | FG   | 3FG | FT  | R  | TP | A | MIN |
|--------------|------|-----|-----|----|----|---|-----|
| Bolton*      | 5-8  | 2-2 | 2-2 | 10 | 14 | 1 | 18  |
| Hegstetter*  | 3-7  | 0-1 | 7-8 | 5  | 13 | 1 | 24  |
| Cook*        | 4-14 | 2-8 | 4-4 | 0  | 14 | 0 | 24  |
| Knight*      | 3-8  | 0-2 | 0-0 | 1  | 6  | 1 | 18  |
| Middlebrook* | 5-8  | 1-1 | 1-2 | 9  | 12 | 5 | 30  |
| Magee        | 1-4  | 1-4 | 0-0 | 2  | 3  | 0 | 23  |
| Hayden       | 5-9  | 0-0 | 0-0 | 5  | 10 | 3 | 17  |
| Foy          | 6-7  | 2-2 | 0-0 | 3  | 14 | 0 | 11  |
| Berry        | 0-0  | 0-0 | 0-0 | 0  | 0  | 0 | 3   |
| Wade         | 3-8  | 0-1 | 0-2 | 8  | 6  | 5 | 16  |

## GAME 9

**GEORGETOWN** 66  
**ALABAMA** 78

Dec. 12, 2015 • Tuscaloosa, Ala.  
Foster Auditorium • 2,291

Alabama remains unbeaten at home after defeating Georgetown at Foster Auditorium. The Crimson Tide made a season-high nine three-pointers and used a 19-0 run in the third quarter to secure the victory. Alabama held the Hoyas scoreless over the final seven minutes of the third to take a 60-39 lead.

It was a sluggish opening period for both teams, as the first points of the game came more than two minutes in thanks to a jumper by sophomore Karyla Middlebrook. Georgetown would score the next four points of the game and eventually took its largest lead of the game at 10-6 when sophomore Dorothy Adomako converted a basket. Sophomore Meeshonti Knight recorded a steal and took it all the way for a layup in the final seconds, but the Hoyas still held a 14-13 advantage after 10 minutes.

The Tide took the lead for good early in the second quarter thanks to a trey from sophomore Hannah Cook. She drained another shot from deep to give Alabama a six-point lead (25-19), and Georgetown would get no closer than two points from there. The Tide went into the locker room leading the Hoyas 35-29 after Middlebrook made two free throws with five seconds to play in the half.

Alabama took control of the game in the third quarter, outscoring Georgetown 25-10 on the strength of a dominating 19-0 run. The Tide extended its lead to eight on a Cook three, but a quick six-point run by the Hoyas trimmed the advantage to two at 41-39. That would be the final points of the quarter for the visitors, as a made shot from behind the arc by Middlebrook kicked off the decisive run.

The Hoyas did not go quietly in the final period, outscoring Alabama, 27-18. Georgetown pulled within 10 points at the 3:51 mark, but that was as close as the score would get.

Cook led the Tide with a season-high 22 points and her six three-point baskets were a career best. Sophomore Quanetria Bolton finished with a team-best and career-high 12 rebounds and added 13 points for her third double-double of the season.

| Player    | FG    | 3FG  | FT   | R  | TP | A  | MIN |
|-----------|-------|------|------|----|----|----|-----|
| Woodard*  | 5-14  | 0-1  | 3-3  | 6  | 13 | 0  | 30  |
| Vitalis*  | 3-6   | 0-0  | 1-1  | 3  | 6  | 0  | 13  |
| Burton*   | 0-1   | 0-0  | 3-4  | 6  | 3  | 6  | 27  |
| White*    | 8-19  | 1-7  | 0-1  | 7  | 17 | 5  | 37  |
| Adomako*  | 6-14  | 1-2  | 1-2  | 3  | 14 | 1  | 29  |
| McCormick | 1-4   | 0-1  | 0-0  | 1  | 2  | 0  | 9   |
| King      | 2-4   | 1-2  | 0-0  | 1  | 5  | 0  | 11  |
| Martin    | 0-0   | 0-0  | 0-0  | 2  | 0  | 0  | 10  |
| Jackson   | 0-0   | 0-0  | 0-0  | 0  | 0  | 0  | 2   |
| Battle    | 0-2   | 0-1  | 2-2  | 2  | 2  | 0  | 12  |
| Belk      | 0-0   | 0-0  | 0-0  | 0  | 0  | 0  | 2   |
| Ramil     | 2-6   | 0-1  | 0-0  | 3  | 4  | 0  | 18  |
| TEAM      | 2     |      |      |    |    |    |     |
| Totals    | 27-70 | 3-15 | 9-13 | 36 | 66 | 12 | 200 |

|      | Half (29)    | Final |
|------|--------------|-------|
| FG%  | .343 (12-35) | .386  |
| 3FG% | .111 (1-9)   | .200  |
| FT%  | .800 (4-5)   | .692  |

| Player       | FG    | 3FG  | FT    | R  | TP | A  | MIN |
|--------------|-------|------|-------|----|----|----|-----|
| Bolton*      | 6-10  | 0-3  | 1-2   | 12 | 13 | 0  | 27  |
| Hegstetter*  | 3-7   | 0-1  | 2-2   | 6  | 8  | 2  | 30  |
| Cook*        | 7-12  | 6-8  | 2-2   | 4  | 22 | 1  | 32  |
| Knight*      | 2-6   | 0-0  | 0-4   | 3  | 4  | 4  | 22  |
| Middlebrook* | 3-9   | 2-3  | 4-4   | 2  | 12 | 5  | 24  |
| Magee        | 0-2   | 0-0  | 0-0   | 2  | 0  | 0  | 17  |
| Hayden       | 2-6   | 1-1  | 6-6   | 6  | 11 | 1  | 25  |
| Foy          | 0-1   | 0-1  | 0-0   | 0  | 0  | 0  | 5   |
| Wade         | 2-9   | 0-0  | 4-4   | 3  | 8  | 2  | 16  |
| Martinez     | 0-0   | 0-0  | 0-0   | 0  | 0  | 0  | 2   |
| TEAM         | 10    |      |       |    |    |    |     |
| Totals       | 25-62 | 9-19 | 19-24 | 48 | 78 | 15 | 200 |

|      | Half (35)    | Final |
|------|--------------|-------|
| FG%  | .361 (13-36) | .403  |
| 3FG% | .375 (3-8)   | .474  |
| FT%  | .600 (6-10)  | .792  |

Fouls: UA 20 (Cook, 4), GT 24 (Burton, 5). Turnovers: UA 24 (Hegstetter, 5), GT 22 (Two with 5). Blocks: UA 1 (Hegstetter, 1), GT 6 (Woodard, 3). Steals: UA 7 (Two with 2), GT 13 (Burton, 3).

## GAME 10

**NORTH FLORIDA** 47  
**ALABAMA** 69

Dec. 14, 2015 • Tuscaloosa, Ala.  
Coleman Coliseum • 4,284

Alabama topped North Florida with a 69-47 victory in Coleman Coliseum. The Crimson Tide finished with three players in double figures and forced 20 turnovers including six in the first five minutes of the second half.

Alabama started by making only one of its first 10 attempts from the floor, but a put back off of an offensive rebound by freshman Shaquera Wade ended a scoring drought of nearly four minutes. The Ospreys would carry a 12-10 lead into the second quarter after leading by as many as seven points. Both teams were 4-of-16 from the field and grabbed 13 rebounds in the opening 10 minutes.

The Tide played from behind for almost the entire second quarter, as North Florida extended its lead back to six points on a jumper by freshman Hadley Kiefer in the opening minutes. Alabama eventually pulled even when sophomore Hannah Cook made two free throws at the 1:47 mark after being fouled on an attempt behind the arc. Sophomore Quanetria Bolton put the Tide ahead for good at 24-22 when she converted a jumper on Alabama's next possession. The Tide took a 29-22 lead into the locker room on the strength of an 11-0 run to close the half. Senior Nikki Hegstetter hauled in nine rebounds before halftime, tying her season-high in that category, while Cook tallied 11 points.

Both teams struggled early after returning from the break. Alabama and North Florida each scored one basket in the first 90 seconds, but over 2:30 would elapse off the clock before the next points were recorded. After the Ospreys closed within four points (31-27), the Tide put together another 11-0 run to surge ahead, 42-27. The quarter saw five made field goals for each squad, but Alabama took advantage of its trips to the foul line, draining nine of its 10 attempts and also had six steals in the third.

North Florida scored the opening points of the final frame to put the score at 49-38 in favor of the Tide, but that was as close as the Ospreys would get the rest of the way. A trio of treys late in the game resulted in the lead swelling to 20 points before freshman Trista Magee closed the scoring with two foul shots with 13 seconds remaining.

For the game, Alabama shot 24-of-65 (36.9 percent) from the floor and brought down 43 rebounds while North Florida was 16-of-57 (28.1 percent) from the field and recorded 45 rebounds. The Ospreys' 20 turnovers resulted in 19 points for Alabama.

Cook led the Tide in scoring with 17 points, while Hegstetter's 13 rebounds were a game-high and personal season-high. Sophomore Meeshonti Knight recorded her first career double-double, finishing with 10 points and 10 rebounds.

| Player        | FG    | 3FG  | FT    | R  | TP | A | MIN |
|---------------|-------|------|-------|----|----|---|-----|
| Madekivi*     | 0-5   | 0-5  | 0-0   | 3  | 0  | 0 | 35  |
| Rumph*        | 0-3   | 0-0  | 0-2   | 11 | 0  | 1 | 30  |
| Ioannidis*    | 5-18  | 3-9  | 8-8   | 5  | 21 | 1 | 37  |
| Shepherd*     | 5-12  | 1-4  | 2-2   | 2  | 13 | 1 | 28  |
| Kad. Johnson* | 0-6   | 0-1  | 0-0   | 12 | 0  | 0 | 20  |
| Kiefer        | 5-11  | 1-5  | 0-1   | 1  | 11 | 1 | 31  |
| Kar. Johnson  | 1-2   | 0-0  | 0-1   | 6  | 2  | 1 | 17  |
| Meckus        | 0-0   | 0-0  | 0-0   | 0  | 0  | 0 | 2   |
| TEAM          | 5     |      |       |    |    |   |     |
| Totals        | 16-57 | 5-24 | 10-14 | 45 | 47 | 5 | 200 |

|      | Half (22)   | Final |
|------|-------------|-------|
| FG%  | .296 (8-27) | .281  |
| 3FG% | .200 (2-10) | .208  |
| FT%  | .800 (4-5)  | .714  |

| Player       | FG    | 3FG  | FT    | R  | TP | A  | MIN |
|--------------|-------|------|-------|----|----|----|-----|
| Bolton*      | 1-4   | 0-0  | 3-4   | 2  | 5  | 0  | 13  |
| Hegstetter*  | 2-6   | 1-1  | 0-0   | 13 | 5  | 4  | 28  |
| Cook*        | 6-16  | 3-9  | 2-3   | 5  | 17 | 1  | 30  |
| Knight*      | 4-10  | 0-2  | 2-4   | 10 | 10 | 0  | 20  |
| Middlebrook* | 1-5   | 0-2  | 4-4   | 2  | 6  | 5  | 27  |
| Magee        | 1-3   | 1-3  | 2-2   | 1  | 5  | 1  | 22  |
| Carter       | 0-1   | 0-1  | 0-0   | 2  | 0  | 0  | 5   |
| Hayden       | 4-8   | 0-1  | 2-4   | 2  | 10 | 2  | 22  |
| Foy          | 0-0   | 0-0  | 0-0   | 0  | 0  | 2  | 4   |
| Berry        | 0-0   | 0-0  | 0-0   | 0  | 0  | 0  | 1   |
| Wade         | 4-8   | 1-2  | 0-0   | 3  | 9  | 0  | 20  |
| Martinez     | 1-4   | 0-0  | 0-0   | 1  | 2  | 0  | 8   |
| TEAM         | 2     |      |       |    |    |    |     |
| Totals       | 24-65 | 6-21 | 15-21 | 43 | 69 | 15 | 200 |

|      | Half (29)    | Final |
|------|--------------|-------|
| FG%  | .343 (12-35) | .369  |
| 3FG% | .167 (2-12)  | .286  |
| FT%  | .429 (3-7)   | .714  |

Fouls: UA 15 (Cook, 4), UNF 22 (Kad. Johnson, 5). Turnovers: UA 8 (Hegstetter, 4), UNF 20 (Madekivi, 4). Blocks: UA 4 (Four with 1), UNF 4 (Kar. Johnson, 2). Steals: UA 11 (Three with 3), UNF 3 (Three with 1).

## GAME 11

**ALABAMA** 58  
**GEORGIA TECH** 70

Dec. 18, 2015 • Atlanta, Ga.  
McCamish Pavilion • 1,828

Alabama cut a 25-point deficit down to 12 before running out of time in a 70-58 loss to Georgia Tech on Friday night at McCamish Pavilion. With the loss, the Crimson Tide moves to 9-2 on the season, while the win lifts the Yellow Jackets to 9-3.

Georgia Tech led by five, 15-10, following a back-and-forth first quarter, but the Yellow Jackets used a 19-5 run in the second to push their lead out to 17. Sophomore Hannah Cook knocked down back-to-back three pointers for Alabama to cut the lead down to 11 with 1:04 to go in the quarter, but Georgia Tech scored six of the final eight points down the stretch to take a 40-25 lead into the locker room at the half.

The Yellow Jackets continued to make shots from long range in the third quarter, extending their advantage out to 23 with sophomore Antonia Peresson's fifth three-point shot of the game. Alabama outscored Georgia Tech, 18-9, in the final quarter but would run out of clock before it was able to get closer than 12.

Sophomore Meeshonti Knight scored 14 points, eight of which came in the final quarter, to lead the Tide in scoring. She was joined in double figures by Cook, who finished with 11. Senior Nikki Hegstetter pulled down a team-best 10 rebounds, marking her second consecutive game with double digit boards.

The Yellow Jackets were led in scoring by freshman Ciani Cryor and Peresson, who each had 17 points, while senior Roddreka Rogers posted a game-best 12 rebounds.

Georgia Tech hit 26 of its 63 attempts (41 percent) from the floor, while Alabama connected on 23 of 62 attempts (37 percent). Twelve of the Yellow Jackets' 26 made field goals came from beyond the arc. The Tide outscored Tech, 44-31, and outscored the Yellow Jackets, 30-18, in the paint.

| Player     | FG    | 3FG   | FT  | R  | TP | A  | MIN |
|------------|-------|-------|-----|----|----|----|-----|
| Vuckovic*  | 5-8   | 1-4   | 2-3 | 6  | 13 | 4  | 34  |
| Rogers*    | 2-10  | 0-0   | 2-4 | 12 | 6  | 1  | 29  |
| Tilford*   | 0-3   | 0-0   | 0-0 | 0  | 0  | 2  | 10  |
| Whitseite* | 3-10  | 2-5   | 0-0 | 0  | 8  | 4  | 32  |
| Gari*      | 1-5   | 1-4   | 0-0 | 0  | 3  | 1  | 18  |
| Cryor      | 7-10  | 3-6   | 0-0 | 3  | 17 | 5  | 29  |
| Guimaraes  | 2-3   | 0-0   | 0-0 | 3  | 4  | 0  | 16  |
| O'Neil     | 1-2   | 0-0   | 0-0 | 1  | 2  | 1  | 8   |
| Peresson   | 5-12  | 5-10  | 2-2 | 1  | 17 | 1  | 24  |
| TEAM       | 5     |       |     |    |    |    |     |
| Totals     | 26-63 | 12-29 | 6-9 | 31 | 70 | 19 | 200 |

|      | Half (40)    | Final |
|------|--------------|-------|
| FG%  | .471 (16-34) | .413  |
| 3FG% | .500 (7-14)  | .414  |
| FT%  | .250 (1-4)   | .667  |

| Player       | FG    | 3FG  | FT   | R  | TP | A  | MIN |
|--------------|-------|------|------|----|----|----|-----|
| Bolton*      | 4-7   | 0-1  | 0-0  | 4  | 8  | 2  | 16  |
| Hegstetter*  | 3-11  | 0-0  | 1-4  | 10 | 7  | 0  | 35  |
| Cook*        | 2-8   | 2-5  | 5-5  | 2  | 11 | 1  | 25  |
| Knight*      | 7-14  | 0-2  | 0-0  | 8  | 14 | 2  | 27  |
| Middlebrook* | 0-2   | 0-0  | 0-0  | 6  | 0  | 4  | 28  |
| Magee        | 3-7   | 2-5  | 0-0  | 1  | 8  | 0  | 20  |
| Hayden       | 1-4   | 0-1  | 1-2  | 3  | 3  | 1  | 18  |
| Foy          | 2-6   | 0-2  | 0-0  | 2  | 4  | 0  | 12  |
| Wade         | 1-3   | 0-0  | 1-2  | 6  | 3  | 1  | 19  |
| Martinez     | 0-0   | 0-0  | 0-0  | 0  | 0  | 0  | 0   |
| TEAM         | 2     |      |      |    |    |    |     |
| Totals       | 23-62 | 4-16 | 8-13 | 44 | 58 | 11 | 200 |

|      | Half (25)   | Final |
|------|-------------|-------|
| FG%  | .273 (9-33) | .371  |
| 3FG% | .222 (2-9)  | .250  |
| FT%  | .714 (5-7)  | .615  |

Fouls: UA 13 (Three with 3), GT 20 (Two with 4). Turnovers: UA 20 (Middlebrook, 5), GT 14 (Two with 3). Blocks: UA 5 (Five with 1), GT 6 (Three with 2). Steals: UA 8 (Three with 2), GT 12 (Cryor, 5).

## GAME 12

**GRAMBLING STATE** 57  
**ALABAMA** 72

Dec. 20, 2015 • Tuscaloosa, Ala.  
Foster Auditorium • 2,474

Alabama defeated Grambling State, 72-57, for its 10th win of the season. The Crimson Tide (10-2) blocked nine shots and held the Tigers (2-8) to only two points in the second quarter.

Grambling State got off to a hot start, making nine shots from the field in a row at one point en route to an 11-of-14 performance in the first quarter. The Tigers would lead by as many as 11 points with one minute left in the period, but Alabama closed to within seven at 27-20. Monisha Neal paced Grambling State with 11 points in the opening 10 minutes.

The Tide dominated the second quarter, outscoring the visitors 15-2 to take a six-point advantage into the locker room. Alabama put together an 11-0 run as the Tigers took over seven minutes to convert a field goal. Sophomore Quanetria Bolton, junior Breanna Hayden and senior Nikki Hegstetter all had eight points at the half.

Grambling State would recapture the lead twice in the opening minutes of the third quarter, but a jumper by Bolton put the Tide ahead for good at 40-39. Her basket sparked a 9-0 run as Alabama stretched its lead to 49-40.

A bucket by Hegstetter gave the Tide a double-digit lead in the opening minute of the final period. Eleven points is the closest the Tigers would get the rest of the way, as Alabama led by as many as 18 points.

For the game, the Tide shot 30-for-64 (46.9 percent) from the field, made nine of its 12 free throw attempts, and grabbed 45 rebounds. Grambling State shot 22-of-58 (37.9 percent) from the floor, converted nine of its 11 foul shots, and hauled in 28 rebounds. Alabama controlled the paint on both ends, scoring 48 points in the paint and blocking nine shots defensively.

Hegstetter led the Tide with 17 points, matching her career high, and 10 rebounds. Hayden added 15 points, and Bolton put up 14. Hayden and sophomore Meeshonti Knight each grabbed six rebounds.

| Player   | FG    | 3FG  | FT   | R  | TP | A | MIN |
|----------|-------|------|------|----|----|---|-----|
| Kennedy* | 3-6   | 0-0  | 0-0  | 5  | 6  | 1 | 19  |
| Neal*    | 6-15  | 2-4  | 2-2  | 9  | 16 | 2 | 40  |
| Jones*   | 0-1   | 0-1  | 0-0  | 0  | 0  | 0 | 9   |
| Andrews* | 2-8   | 1-5  | 0-0  | 1  | 5  | 1 | 39  |
| Boyd*    | 4-13  | 1-5  | 3-3  | 3  | 12 | 3 | 34  |
| Hill     | 0-1   | 0-0  | 3-4  | 1  | 3  | 0 | 4   |
| Lewis    | 2-6   | 0-1  | 1-2  | 4  | 5  | 2 | 36  |
| Parsons  | 0-0   | 0-0  | 0-0  | 0  | 0  | 0 | 4   |
| Taylor   | 0-0   | 0-0  | 0-0  | 0  | 0  | 0 | 1   |
| Thompson | 5-8   | 0-0  | 0-0  | 3  | 10 | 0 | 14  |
| TEAM     | 2     |      |      |    |    |   |     |
| Totals   | 22-58 | 4-16 | 9-11 | 28 | 57 | 9 | 200 |

|      | Half (29)    | Final |
|------|--------------|-------|
| FG%  | .414 (12-29) | .379  |
| 3FG% | .273 (3-11)  | .250  |
| FT%  | 1.00 (2-2)   | .818  |

| Player      | FG   | 3FG | FT    | R  | TP | A | MIN |
|-------------|------|-----|-------|----|----|---|-----|
| Bolton*     | 7-11 | 0-1 | 0-0   | 4  | 14 | 0 | 18  |
| Hegstetter* | 8-14 | 0-1 | 1-2   | 10 | 17 | 3 | 31  |
| Cook*       | 1-5  | 1-2 | 0-0   | 4  | 3  | 1 | 20  |
| Knight*     | 1-6  | 0-2 | 4-4</ |    |    |   |     |



## GAME 13

**LIPSCOMB** 49  
**ALABAMA** 68

Dec. 28, 2015 • Tuscaloosa, Ala.  
Foster Auditorium • 2,440

Alabama remains undefeated at home, picking up a 68-49 victory over Lipscomb on Monday evening in its final non-conference game of the season. The Crimson Tide used a 21-5 run to close the first half and produced a total of 31 points off of 21 Lady Bison turnovers. The nine straight wins at home is the best start in Tuscaloosa since 2006.

Alabama held the lead by as many as six points in the opening quarter, but went scoreless for the remaining three minutes of the period to allow Lipscomb to pull within two at 14-12. The Tide dominated the second quarter, outscoring the Lady Bison 27-10, including an extended 21-5 run over the final 5:50 to head into the locker room with a comfortable 41-22 advantage.

Alabama forced 14 turnovers in the first 20 minutes of play and scored 11 points at the foul line while Lipscomb did not attempt a free throw. Junior Breanna Hayden poured in 11 points in the half and sophomore Hannah Cook chipped in 10.

Cook made two free throws to open the second half, but the Tide would go scoreless for the next 8:02 as the Lady Bison slowly cut into the lead. Alabama missed its first 12 shots from the field in the third quarter and finished just 1-of-14, as Hegstetter's layup put an end to an 11-0 Lipscomb stretch. The Lady Bison scored 14 points to just four for the Tide in the third period to trail by only nine points at 45-36 going into the final 10 minutes.

Cook drained a trey to spark a decisive 13-0 Alabama run that put the game away. The sophomore capped the run with another shot from behind the arc, which pushed the lead back up to 20 points at 57-37 with 6:10 remaining. Lipscomb tried to make one final push by firing a flurry of three point attempts, but could only get as close as 15.

Cook paced the offense with 20 points along with a team-best seven rebounds. Hayden finished with 13 points and tied her season high with six rebounds, while sophomore Quanetria Bolton tallied 10 points and grabbed six rebounds. Hegstetter also hauled in seven rebounds along with shutting down Lipscomb's leading scorer, Ashley Southern, who came into the game averaging a double-double at 21.8 points and 10.5 rebounds. Southern finished with only two points and eight rebounds.

| Player    | FG    | 3FG  | FT  | R  | TP | A  | MIN |
|-----------|-------|------|-----|----|----|----|-----|
| Southern* | 1-9   | 0-0  | 0-0 | 8  | 2  | 2  | 28  |
| Banks*    | 6-9   | 4-5  | 0-0 | 4  | 16 | 1  | 27  |
| Cooper*   | 5-8   | 4-6  | 1-2 | 1  | 15 | 0  | 24  |
| Smith*    | 0-3   | 0-3  | 0-0 | 2  | 0  | 0  | 22  |
| Cagle*    | 1-3   | 0-2  | 1-2 | 2  | 3  | 3  | 37  |
| Potts     | 0-1   | 0-1  | 2-2 | 2  | 2  | 0  | 9   |
| Davies    | 0-0   | 0-0  | 0-0 | 0  | 0  | 0  | 3   |
| Melton    | 0-0   | 0-0  | 0-0 | 0  | 0  | 0  | 1   |
| Fuqua     | 1-1   | 1-1  | 0-0 | 1  | 3  | 1  | 14  |
| Turner    | 1-1   | 0-0  | 0-0 | 1  | 2  | 1  | 14  |
| Northway  | 3-13  | 0-0  | 0-0 | 2  | 6  | 3  | 21  |
| TEAM      | 2     |      |     |    |    |    |     |
| Totals    | 18-48 | 9-18 | 4-6 | 25 | 49 | 11 | 200 |

|      | Half (22)   | Final |
|------|-------------|-------|
| FG%  | .360 (9-25) | .375  |
| 3FG% | .400 (4-10) | .500  |
| FT%  | .000 (0-0)  | .667  |

| Player       | FG    | 3FG  | FT    | R  | TP | A  | MIN |
|--------------|-------|------|-------|----|----|----|-----|
| Bolton*      | 5-11  | 0-0  | 0-0   | 6  | 10 | 0  | 15  |
| Hegstetter*  | 2-8   | 0-1  | 5-6   | 7  | 9  | 0  | 32  |
| Cook*        | 5-10  | 4-8  | 6-7   | 7  | 20 | 2  | 31  |
| Knight*      | 2-8   | 0-2  | 2-2   | 0  | 6  | 0  | 21  |
| Middlebrook* | 3-8   | 1-4  | 2-2   | 3  | 9  | 5  | 34  |
| Magee        | 0-1   | 0-1  | 0-0   | 3  | 0  | 0  | 17  |
| Carter       | 0-0   | 0-0  | 0-0   | 0  | 0  | 0  | 1   |
| Hayden       | 5-9   | 1-2  | 2-2   | 6  | 13 | 2  | 25  |
| Foy          | 0-0   | 0-0  | 0-0   | 0  | 0  | 1  | 1   |
| Berry        | 0-0   | 0-0  | 0-0   | 0  | 0  | 1  | 1   |
| Wade         | 0-2   | 0-0  | 1-2   | 6  | 1  | 1  | 21  |
| Martinez     | 0-0   | 0-0  | 0-0   | 1  | 0  | 0  | 1   |
| TEAM         | 2     |      |       |    |    |    |     |
| Totals       | 22-57 | 6-18 | 18-21 | 41 | 68 | 12 | 200 |

|      | Half (41)    | Final |
|------|--------------|-------|
| FG%  | .448 (13-29) | .386  |
| 3FG% | .364 (4-11)  | .333  |
| FT%  | .846 (11-13) | .857  |

Fouls: UA 7 (Two with 2), LIP 14 (Three with 3). Turnovers: UA 17 (Bolton, 4), LIP 21 (Cagle, 7). Blocks: UA 2 (Two with 1), LIP 3 (Three with 1). Steals: UA 12 (Two with 3), LIP 6 (Cagle, 3).

## GAME 14

**LSU** 45  
**ALABAMA** 62

Jan. 3, 2016 • Tuscaloosa, Ala.  
Foster Auditorium • 2,705

Alabama began Southeastern Conference play by knocking off the LSU Lady Tigers, 62-45, inside Foster Auditorium. The Crimson Tide forced 25 LSU turnovers for the game, resulting in 24 points. The victory gives Alabama its first win in an SEC opener since 2008.

LSU started the game shooting well, making seven of its first 11 shot attempts, but turnovers plagued the Lady Tigers from the start. There were a combined 17 turnovers in the opening period, with LSU committing 10. Alabama was 5-of-14 from the field in the quarter, but trailed by only three at 14-11.

Alabama pulled within one point twice early in the second quarter, but each time the Lady Tigers scored on consecutive possessions to increase the lead back to five. The Tide took its first lead of the game at 27-26 thanks to a pair of free throws by senior Nikki Hegstetter. Alabama closed the half on a 7-0 run to take a 29-26 lead into the locker room, capped off by a Meoshonti Knight layup in the final seconds. LSU held a distinct advantage in shooting percentage (59.1 percent to 39.3 percent), but turned the ball over 15 times and did not score a point from the foul line.

The Tide scored five straight points coming out of halftime and eventually extended its lead to nine at 41-32. The Lady Tigers would never get closer than five points after that. LSU went cold from the floor in the second half, converting only four of its 14 attempts in the third period.

Alabama finally pushed its lead to double digits at 50-39 with 6:25 to play when Knight stole the ball near midcourt and took it all the way to the basket for an easy lay in. The Tide dominated the final quarter of play, as LSU went scoreless for over eight minutes during a 15-0 stretch that gave the home team a 60-39 margin.

Knight poured in 17 points, the most the sophomore has scored in her career against a conference opponent. Fellow sophomore Karyla Middlebrook also reached double figures, scoring 10 points. Hegstetter was the Tide's leading rebounder with six, while sophomore Hannah Cook, junior Breanna Hayden and Middlebrook all hauled in five boards each.

| Player    | FG    | 3FG | FT  | R  | TP | A  | MIN |
|-----------|-------|-----|-----|----|----|----|-----|
| Jones*    | 2-2   | 0-0 | 2-2 | 6  | 6  | 0  | 20  |
| Norton*   | 1-7   | 0-1 | 0-0 | 2  | 2  | 3  | 22  |
| Pedersen* | 1-4   | 0-0 | 0-0 | 4  | 2  | 3  | 20  |
| Rhodes*   | 4-7   | 0-0 | 0-0 | 3  | 8  | 2  | 33  |
| Hill*     | 7-13  | 1-1 | 0-0 | 4  | 15 | 3  | 38  |
| Deemer    | 1-2   | 1-2 | 0-0 | 0  | 3  | 0  | 16  |
| Bethel    | 3-8   | 0-0 | 1-1 | 4  | 7  | 1  | 28  |
| Hyder     | 1-4   | 0-0 | 0-2 | 1  | 2  | 1  | 16  |
| Quinn     | 0-2   | 0-0 | 0-0 | 0  | 0  | 0  | 7   |
| TEAM      | 5     |     |     |    |    |    |     |
| Totals    | 20-49 | 2-4 | 3-5 | 29 | 45 | 13 | 200 |

|      | Half (26)    | Final |
|------|--------------|-------|
| FG%  | .591 (13-22) | .408  |
| 3FG% | .000 (0-1)   | .500  |
| FT%  | .000 (0-2)   | .600  |

| Player       | FG    | 3FG  | FT   | R  | TP | A  | MIN |
|--------------|-------|------|------|----|----|----|-----|
| Bolton*      | 2-5   | 0-3  | 0-0  | 3  | 4  | 0  | 18  |
| Hegstetter*  | 2-6   | 0-1  | 2-2  | 6  | 6  | 2  | 34  |
| Cook*        | 3-12  | 2-9  | 1-2  | 5  | 9  | 2  | 26  |
| Knight*      | 7-10  | 2-3  | 1-2  | 3  | 17 | 1  | 35  |
| Middlebrook* | 3-8   | 1-2  | 3-3  | 5  | 10 | 2  | 33  |
| Magee        | 0-3   | 0-3  | 2-2  | 1  | 2  | 1  | 8   |
| Carter       | 0-0   | 0-0  | 0-0  | 0  | 0  | 0  | 1   |
| Hayden       | 4-4   | 0-0  | 0-2  | 5  | 8  | 3  | 27  |
| Berry        | 0-0   | 0-0  | 0-0  | 0  | 0  | 0  | 1   |
| Wade         | 3-4   | 0-0  | 0-0  | 0  | 6  | 1  | 15  |
| Martinez     | 0-0   | 0-0  | 0-0  | 0  | 0  | 0  | 2   |
| TEAM         | 4     |      |      |    |    |    |     |
| Totals       | 24-52 | 5-21 | 9-13 | 32 | 62 | 12 | 200 |

|      | Half (29)    | Final |
|------|--------------|-------|
| FG%  | .393 (11-28) | .462  |
| 3FG% | .167 (2-12)  | .238  |
| FT%  | .714 (5-7)   | .692  |

Fouls: UA 12 (Two with 3), LSU 17 (Three with 3). Turnovers: UA 17 (Two with 4), LSU 25 (Four with 4). Blocks: UA 1 (Hegstetter, 1), LSU 2 (Two with 1). Steals: UA 14 (Knight, 6), LSU 8 (Three with 2).

## GAME 15

**ALABAMA** 48  
**10/9 KENTUCKY** 73

Jan. 7, 2016 • Lexington, Ky.  
Memorial Coliseum • 4,792

Alabama lost its first Southeastern Conference road game of the season, falling 73-48 at No. 10/9 Kentucky on Thursday in Memorial Coliseum. With the loss, the Crimson Tide dips to 12-3 overall and 1-1 in league play, while the win lifts the Wildcats to 12-1 on the season and 1-1 against conference foes.

Alabama and Kentucky traded baskets for the majority of the first quarter, but an 8-0 run for the Wildcats over the final two minutes gave the home team a 15-9 lead at the break. UK pushed its lead out to as many as 14 in the second quarter before the Tide cut it to 10, 29-19, at halftime.

Sophomore Hannah Cook connected on a jumper to bring Alabama within eight on the opening possession of the third, however Kentucky extended its lead back out to double digits shortly after. The Wildcats outscored the Tide, 11-3, to the end of the quarter and take a 51-33 advantage into the final 10 minutes of play.

With Kentucky leading 53-33, Alabama embarked on an 11-2 run to cut its deficit to 11 with 6:51 to go, but that's as close as the Tide would get in the final quarter.

Sophomore Karyla Middlebrook led Alabama in scoring with 12 points, while Cook followed with 10. Senior Nikki Hegstetter pulled down a team-best eight rebounds. The Wildcats had five finish in double figures, led by junior Evelyn Akhator, who had 21 points. Sophomore Alexis Jennings finished with a double-double of 12 points and 10 rebounds.

For the game, Kentucky hit 43.5 percent (27-62), while Alabama was 30.4 percent (17-56) from the floor. The Wildcats outrebounded the Tide, 45-30, and outscored Alabama, 30-10, in the paint.

| Player    | FG    | 3FG  | FT    | R  | TP | A  | MIN |
|-----------|-------|------|-------|----|----|----|-----|
| Jennings* | 3-9   | 0-0  | 6-6   | 10 | 12 | 0  | 27  |
| Akhator*  | 8-13  | 0-0  | 5-7   | 8  | 21 | 0  | 29  |
| Thompson* | 3-8   | 2-5  | 2-2   | 2  | 10 | 7  | 34  |
| Morris*   | 4-7   | 2-4  | 0-0   | 0  | 10 | 0  | 21  |
| Epps*     | 5-14  | 0-2  | 0-1   | 6  | 10 | 5  | 39  |
| Camara    | 1-4   | 0-0  | 0-0   | 5  | 2  | 0  | 15  |
| Murray    | 2-4   | 0-0  | 0-0   | 6  | 4  | 2  | 21  |
| Rice      | 1-3   | 0-0  | 2-2   | 4  | 4  | 2  | 14  |
| TEAM      | 4     |      |       |    |    |    |     |
| Totals    | 27-62 | 4-11 | 15-18 | 45 | 73 | 16 | 200 |

|      | Half (29)    | Final |
|------|--------------|-------|
| FG%  | .333 (11-33) | .435  |
| 3FG% | .250 (1-4)   | .364  |
| FT%  | .750 (6-8)   | .833  |

| Player       | FG    | 3FG  | FT   | R  | TP | A | MIN |
|--------------|-------|------|------|----|----|---|-----|
| Bolton*      | 3-8   | 0-3  | 0-0  | 5  | 6  | 0 | 17  |
| Hegstetter*  | 1-8   | 1-5  | 2-2  | 8  | 5  | 2 | 37  |
| Cook*        | 4-8   | 2-4  | 0-2  | 4  | 10 | 1 | 24  |
| Knight*      | 1-6   | 1-3  | 4-6  | 2  | 7  | 1 | 20  |
| Middlebrook* | 5-11  | 2-4  | 0-0  | 4  | 12 | 2 | 30  |
| Magee        | 0-2   | 0-1  | 0-0  | 0  | 0  | 1 | 13  |
| Carter       | 2-5   | 0-2  | 0-0  | 1  | 4  | 0 | 11  |
| Hayden       | 1-8   | 1-1  | 0-0  | 2  | 3  | 1 | 25  |
| Wade         | 0-0   | 0-0  | 0-0  | 1  | 0  | 0 | 9   |
| Martinez     | 0-0   | 0-0  | 1-2  | 1  | 1  | 0 | 14  |
| TEAM         | 2     |      |      |    |    |   |     |
| Totals       | 17-56 | 7-23 | 7-12 | 30 | 48 | 8 | 200 |

|      | Half (19)   | Final |
|------|-------------|-------|
| FG%  | .250 (7-28) | .304  |
| 3FG% | .273 (3-11) | .304  |
| FT%  | .500 (2-4)  | .583  |

Fouls: UA 23 (Three with 4), UK 17 (Two with 4). Turnovers: UA 15 (Two with 3), UK 16 (Epps, 4). Blocks: UA 4 (Bolton, 2), UK 6 (Akhator, 3). Steals: UA 5 (Knight, 3), UK 4 (Murray, 3).

## GAME 16

**VANDERBILT** 54  
**ALABAMA** 48

Jan. 10, 2016 • Tuscaloosa, Ala.  
Foster Auditorium • 3,023

Alabama lost its first game of the season at home on Sunday, falling 54-48, to Vanderbilt in Southeastern Conference action at Foster Auditorium. The Crimson Tide (12-4, 1-2 SEC) led for the majority of the game, but the Commodores (12-4, 1-2 SEC) outscored UA, 23-12, in the final quarter for the win.

Junior Breanna Hayden, making her first start of the season, nailed a jumper on the opening possession, sparking a 7-2 run for Alabama over the first 4:30. Vanderbilt responded, scoring six of the final eight points of the quarter, but the Tide remained in front at the end of the first 9-8.

Alabama would, again, score on its first trip down the court as freshman Shaquera Wade drained a three-pointer at the 9:19 mark. The Tide went on to lead by as many as five in the quarter and would take a 20-17 advantage into the locker room at the half.

The Commodores strung together a 9-5 run at the start of the third to take its first lead of the game, 26-25, with 7:01 remaining in the quarter. Vanderbilt held on for the next few minutes, but eight unanswered points for Alabama to end the third gave the Tide the lead back and a 36-31 edge heading into the final quarter.

The Commodores used another strong start, outscoring Alabama 9-0, to take a 40-36 lead. Vanderbilt would hold on for the duration, leading by as many as eight down the stretch.

Hayden led the Tide in scoring with 10 points. She was followed by sophomores Quanetria Bolton and Karyla Middlebrook, who added nine points each. Hayden also collected a career-high and game-best eight rebounds. The Commodores were led by sophomore Christa Reed, who scored 17 points.

For the game, Alabama actually had a better percentage from the floor than Vanderbilt did, hitting 34.6 percent (18-52) compared to 31.9 percent (15-47), however the Commodores hit seven three-pointers and were 17-of-21 from the free throw line. The Tide made five threes and was 7-of-13 from the stripe.

| Player   | FG    | 3FG  | FT    | R  | TP | A  | MIN |
|----------|-------|------|-------|----|----|----|-----|
| Long*    | 0-2   | 0-0  | 0-0   | 1  | 0  | 0  | 14  |
| Dahlman* | 1-4   | 0-2  | 0-0   | 2  | 2  | 0  | 28  |
| Bell*    | 3-11  | 1-5  | 1-1   | 4  | 8  | 0  | 25  |
| Spears*  | 1-4   | 1-3  | 5-6   | 7  | 8  | 4  | 34  |
| Reed*    | 5-12  | 4-9  | 3-6   | 6  | 17 | 4  | 35  |
| Jenkins  | 2-4   | 1-1  | 4-4   | 3  | 9  | 0  | 21  |
| Webb     | 0-1   | 0-0  | 0-0   | 5  | 0  | 1  | 12  |
| Gaffney  | 0-0   | 0-0  | 0-0   | 1  | 0  | 0  | 1   |
| Batey    | 2-6   | 0-0  | 4-4   | 1  | 8  | 1  | 24  |
| Shaw     | 1-3   | 0-0  | 0-0   | 1  | 2  | 0  | 6   |
| TEAM     | 6     |      |       |    |    |    |     |
| Totals   | 15-47 | 7-20 | 17-21 | 37 | 54 | 10 | 200 |

|      | Half (17)   | Final |
|------|-------------|-------|
| FG%  | .217 (5-23) | .319  |
| 3FG% | .111 (1-9)  | .350  |
| FT%  | 1.00 (6-0)  | .810  |

| Player       | FG   | 3FG | FT  | R | TP | A | MIN |
|--------------|------|-----|-----|---|----|---|-----|
| Hegstetter*  | 1-7  | 0-0 | 1-2 | 7 | 3  | 1 | 32  |
| Hayden*      | 5-10 | 0-1 | 0-0 | 8 | 10 | 2 | 28  |
| Cook*        | 2-4  | 1-2 | 2-2 | 3 | 7  | 0 | 31  |
| Knight*      | 2-8  | 0-2 | 0-2 | 3 | 4  | 1 | 31  |
| Middlebrook* | 2-8  | 1-2 | 4-5 | 2 | 9  | 3 | 40  |
|              |      |     |     |   |    |   |     |



## GAME 17

**ALABAMA** 59  
**AUBURN** 72

Jan. 14, 2016 • Auburn, Ala.  
Auburn Arena • 3,383

Alabama cut a 20-point deficit down to six but was unable to get any closer in a 72-59 loss to Auburn in women's basketball action Thursday evening in Auburn Arena. With the loss, the Crimson Tide moves to 12-5 overall and 1-3 in Southeastern Conference play, while the win brings the Tigers to 12-5 on the season and 2-2 against league opponents.

Alabama led 13-12 at the end of the first after the tip-in from senior Nikki Hegstetter at the buzzer, but Auburn outscored the Tide 18-7 in the second quarter to take a 30-20 advantage into the locker room at the half.

The Tigers continued to outscore Alabama and pushed their lead out to as many as 20 in the third, but the Tide ended the quarter on an 8-1 run to close the gap to 13. Alabama cut it to six, 56-50, with 5:49 to go but Auburn would outscore the Tide 16-9 down the stretch for the win.

Junior Hannah Cook finished with her second double-double of the season with 19 points and 10 rebounds. Sophomore Meoshonti Knight and freshman Shaquera Wade followed with nine points apiece. The Tigers had four players in double figures, led by junior Katie Frerking's 21-point performance.

For the game, Alabama shot 36.5 percent (19-52), while Auburn was 45.8 percent (27-59) from the floor. The Tigers outrebounded the Tide, 39-25, and outscored Alabama, 30-18, in the paint.

| AUBURN      |       | 72   |       |    |    |    |     |
|-------------|-------|------|-------|----|----|----|-----|
| Player      | FG    | 3FG  | FT    | R  | TP | A  | MIN |
| Ja. Jones*  | 7-10  | 0-0  | 2-3   | 10 | 16 | 3  | 31  |
| Tanner*     | 4-9   | 0-0  | 3-4   | 9  | 11 | 1  | 30  |
| Montgomery* | 5-12  | 2-4  | 4-4   | 5  | 16 | 1  | 28  |
| Frerking*   | 7-12  | 2-4  | 5-5   | 5  | 21 | 2  | 33  |
| Dieng*      | 1-3   | 0-2  | 0-0   | 1  | 2  | 5  | 23  |
| Sanders     | 1-4   | 0-0  | 0-0   | 3  | 2  | 1  | 14  |
| Garvin      | 1-3   | 0-0  | 0-0   | 1  | 2  | 0  | 6   |
| Je. Jones   | 0-2   | 0-0  | 0-0   | 1  | 0  | 1  | 10  |
| McKay       | 1-4   | 0-1  | 0-0   | 1  | 2  | 3  | 18  |
| Capers      | 0-0   | 0-0  | 0-0   | 0  | 0  | 0  | 7   |
| TEAM        |       |      |       | 3  |    |    |     |
| Totals      | 27-59 | 4-11 | 14-16 | 39 | 72 | 17 | 200 |

|      | Half (30)    | Final |
|------|--------------|-------|
| FG%  | .448 (13-29) | .458  |
| 3FG% | .143 (1-7)   | .364  |
| FT%  | 1.00 (3-3)   | .875  |

| ALABAMA      |       | 59   |       |    |    |    |     |
|--------------|-------|------|-------|----|----|----|-----|
| Player       | FG    | 3FG  | FT    | R  | TP | A  | MIN |
| Hegstetter*  | 2-4   | 0-2  | 0-0   | 5  | 4  | 0  | 29  |
| Hayden*      | 1-4   | 0-1  | 1-2   | 3  | 3  | 5  | 28  |
| Cook*        | 6-13  | 5-10 | 2-2   | 10 | 19 | 0  | 34  |
| Knight*      | 3-9   | 0-3  | 3-5   | 0  | 9  | 1  | 24  |
| Middlebrook* | 1-4   | 0-2  | 5-6   | 2  | 7  | 4  | 31  |
| Bolton       | 2-6   | 2-3  | 2-2   | 1  | 8  | 0  | 18  |
| Magee        | 0-3   | 0-3  | 0-0   | 0  | 0  | 0  | 13  |
| Carter       | 0-1   | 0-1  | 0-0   | 0  | 0  | 0  | 1   |
| Wade         | 4-8   | 1-2  | 0-0   | 3  | 9  | 1  | 22  |
| TEAM         |       |      |       | 1  |    |    |     |
| Totals       | 19-52 | 8-27 | 13-17 | 25 | 59 | 11 | 200 |

|      | Half (20)   | Final |
|------|-------------|-------|
| FG%  | .296 (8-27) | .365  |
| 3FG% | .200 (3-15) | .296  |
| FT%  | .500 (1-2)  | .765  |

Fouls: UA 20 (Cook, 5), AU 21 (Two with 4). Turnovers: UA 19 (Wade, 4), AU 17 (Tanner, 4). Blocks: UA 2 (Three with 1), AU 4 (Tanner, 3). Steals: UA 9 (Wade, 3), AU 11 (Ja. Jones, 5).

## GAME 18

**GEORGIA** 50  
**ALABAMA** 64

Jan. 17, 2016 • Tuscaloosa, Ala.  
Foster Auditorium • 3,732

Alabama collected its 11th win of the season at home on Sunday with a 64-50 victory over Georgia in front of a Foster Auditorium record crowd of 3,732. Sophomore Karyla Middlebrook scored a career-high tying 17 points, while senior Nikki Hegstetter posted a double-double of 10 points and 11 rebounds to pace the Crimson Tide. With the win, Alabama stands at 13-5 overall and 2-3 in Southeastern Conference play, while the Lady Bulldogs also move to 13-5 on the season and 1-4 against league opponents.

Hegstetter knocked down the first basket of the game on the opening possession before Georgia scored seven unanswered over the span of one minute. Alabama then connected on its next five straight baskets to take a 13-9 lead. The Lady Bulldogs responded with back-to-back threes to jump back in front, but Alabama would end the frame on a 6-2 run to lead by two at the break, 19-17.

Georgia senior Shaqobaa Barbee scored a pair of free throws to even the score at the 9:39 mark of the second, but a layup by freshman Shaquera Wade would put the Tide back in front, 21-19. The Lady Bulldogs tied it one more time with the game's next basket, but a 9-3 run for Alabama over the final five minutes of the quarter gave the Tide a 30-24 advantage at the half.

Alabama pushed its buffer out to double digits early in the third when Middlebrook hit a three-pointer to give the Tide a 37-26 lead. From there, Georgia went on an 11-2 run to close out the quarter and pull within two at the break, 39-37.

The game remained close over the first half of the fourth quarter, but a pair of free throws at the 5:16 mark from Middlebrook gave Alabama a 49-45 edge, which sparked a 9-2 run over the next four minutes to seal the victory for the Tide.

Joining Hegstetter and Middlebrook in double figures for Alabama was sophomore Hannah Cook, who added 14. Sophomore Quanetria Bolton had three timely blocks to go along with her six points, two rebounds and two steals in 15 minutes of play. For the Lady Bulldogs, senior Tiaria Griffin led the way with 19 points, while Barbee recorded a double-double of 12 points and 11 rebounds.

| GEORGIA    |       | 50   |       |    |    |   |     |
|------------|-------|------|-------|----|----|---|-----|
| Player     | FG    | 3FG  | FT    | R  | TP | A | MIN |
| Roberts*   | 3-7   | 3-6  | 2-2   | 5  | 11 | 1 | 30  |
| Hempe*     | 2-12  | 0-1  | 2-5   | 12 | 6  | 0 | 26  |
| Griffin*   | 7-16  | 5-8  | 0-2   | 2  | 19 | 1 | 37  |
| Barbee*    | 3-11  | 0-2  | 6-8   | 11 | 12 | 3 | 38  |
| Butler*    | 0-1   | 0-0  | 2-2   | 0  | 2  | 4 | 25  |
| Armbrister | 0-0   | 0-0  | 0-0   | 0  | 0  | 0 | 1   |
| Robinson   | 0-4   | 0-0  | 0-0   | 5  | 0  | 0 | 17  |
| Clark      | 0-1   | 0-0  | 0-0   | 1  | 0  | 0 | 10  |
| Washington | 0-3   | 0-0  | 0-0   | 2  | 0  | 0 | 15  |
| Skidgel    | 0-0   | 0-0  | 0-0   | 0  | 0  | 0 | 1   |
| TEAM       |       |      |       | 7  |    |   |     |
| Totals     | 15-55 | 8-17 | 12-19 | 45 | 50 | 9 | 200 |

|      | Half (24)   | Final |
|------|-------------|-------|
| FG%  | .304 (7-23) | .273  |
| 3FG% | .400 (2-5)  | .471  |
| FT%  | .889 (8-9)  | .632  |

| ALABAMA      |       | 64   |       |    |    |   |     |
|--------------|-------|------|-------|----|----|---|-----|
| Player       | FG    | 3FG  | FT    | R  | TP | A | MIN |
| Bolton*      | 3-7   | 0-3  | 0-0   | 2  | 6  | 0 | 15  |
| Hegstetter*  | 4-7   | 0-1  | 2-2   | 11 | 10 | 1 | 38  |
| Cook*        | 4-9   | 1-4  | 5-6   | 7  | 14 | 0 | 37  |
| Knight*      | 0-4   | 0-1  | 3-4   | 5  | 3  | 2 | 23  |
| Middlebrook* | 5-9   | 2-3  | 5-8   | 1  | 17 | 2 | 37  |
| Magee        | 0-1   | 0-1  | 0-0   | 1  | 0  | 1 | 6   |
| Carter       | 1-2   | 0-1  | 4-4   | 0  | 6  | 1 | 6   |
| Hayden       | 0-4   | 0-1  | 2-2   | 2  | 2  | 2 | 17  |
| Wade         | 3-10  | 0-2  | 0-0   | 3  | 6  | 0 | 19  |
| Martinez     | 0-0   | 0-0  | 0-0   | 0  | 0  | 0 | 2   |
| TEAM         |       |      |       | 3  |    |   |     |
| Totals       | 20-53 | 3-17 | 21-26 | 35 | 64 | 9 | 200 |

|      | Half (30)    | Final |
|------|--------------|-------|
| FG%  | .444 (12-27) | .377  |
| 3FG% | .286 (2-7)   | .176  |
| FT%  | 1.00 (4-4)   | .808  |

Fouls: UA 17 (Bolton, 4), UGA 24 (Two with 5). Turnovers: UA 13 (Two with 3), UGA 21 (Clark, 4). Blocks: UA 4 (Bolton, 3), UGA 2 (Two with 1). Steals: UA 9 (Hegstetter, 3), UGA 3 (Barbee, 2).

## GAME 19

**ALABAMA** 72  
**22/23 FLORIDA** 80

Jan. 21, 2016 • Gainesville, Fla.  
O'Connell Center • 1,305

Alabama overcame a 21-point deficit, however a 15-3 run by Florida over the final 6:17 gave the Crimson Tide an 80-72 loss to the Gators in women's basketball action on Thursday at the O'Connell Center. Alabama now stands at 13-6 on the season and 2-4 in Southeastern Conference play, while the win lifts No. 22/23 Florida to 16-3 overall and 4-2 in league play.

Despite the loss, sophomore Meoshonti Knight scored a career-high 23 points, while freshman Shaquera Wade chipped in a career-best 13 points. Joining the two in double figures for the Tide were sophomores Hannah Cook with 16 and Quanetria Bolton with 11.

Knight won the opening tip for Alabama, which gave Bolton an opportunity to score the first bucket of the game. From there, however, Florida pulled ahead thanks to nine unanswered points over the next five minutes. The Gators would extend their lead out to double digits at the end of the first and lead by 11, 21-10, following the first quarter.

The Tide scored eight of the first 10 points of the second to cut the Florida lead down to five, but again, the Gators would string together a run to lead by double digits, which would reach 21 late in the quarter. Alabama scored the final six points of the half to give Florida a 41-36 advantage at the break.

The third quarter was all Crimson Tide as Alabama outscored the Gators, 30-15, over the 10-minute span. The Tide took its first lead since the opening possession at the 2:31 mark when Bolton converted the old fashioned three-point play to put Alabama in front, 57-56. The game would stand tied at 61-61, heading into the final quarter.

Cook drained a three-pointer 24 seconds into the fourth to give Alabama the lead back, which it would hold until Florida freshman Eleanna Christianaki connected on a pair of free throws to put the Gators in front, 70-69, with 4:36 to go. Florida scored 10 of the next 13 points to hold on to the win.

| FLORIDA       |       | 80   |       |    |    |    |     |
|---------------|-------|------|-------|----|----|----|-----|
| Player        | FG    | 3FG  | FT    | R  | TP | A  | MIN |
| Williams*     | 6-9   | 0-0  | 1-4   | 5  | 13 | 2  | 21  |
| Christianaki* | 5-9   | 0-2  | 6-7   | 2  | 16 | 4  | 27  |
| Fleming*      | 1-1   | 0-0  | 0-0   | 3  | 2  | 0  | 13  |
| Needles*      | 0-3   | 0-3  | 0-0   | 2  | 0  | 3  | 18  |
| Westbrook*    | 4-8   | 3-6  | 0-0   | 6  | 11 | 4  | 25  |
| Miller        | 1-3   | 0-0  | 0-0   | 1  | 2  | 0  | 7   |
| Anderson      | 4-8   | 0-1  | 0-0   | 5  | 8  | 0  | 17  |
| Peoples       | 4-5   | 1-1  | 0-0   | 1  | 9  | 3  | 25  |
| Dimitae       | 1-1   | 0-0  | 0-0   | 0  | 2  | 0  | 6   |
| Copeland      | 1-1   | 1-1  | 0-0   | 0  | 3  | 0  | 3   |
| Batchelor     | 4-6   | 1-2  | 0-0   | 8  | 9  | 1  | 22  |
| Lorenzen      | 1-5   | 0-0  | 3-4   | 2  | 5  | 0  | 16  |
| TEAM          |       |      |       | 5  |    |    |     |
| Totals        | 32-59 | 6-16 | 10-15 | 40 | 80 | 17 | 200 |

|      | Half (46)    | Final |
|------|--------------|-------|
| FG%  | .576 (19-33) | .542  |
| 3FG% | .444 (4-9)   | .375  |
| FT%  | .800 (4-5)   | .667  |

| ALABAMA      |       | 72   |       |    |    |   |     |
|--------------|-------|------|-------|----|----|---|-----|
| Player       | FG    | 3FG  | FT    | R  | TP | A | MIN |
| Bolton*      | 4-9   | 0-0  | 3-7   | 1  | 11 | 0 | 22  |
| Hegstetter*  | 1-2   | 0-0  | 1-2   | 3  | 3  | 0 | 22  |
| Cook*        | 5-11  | 3-7  | 3-6   | 4  | 16 | 1 | 28  |
| Knight*      | 9-17  | 1-3  | 4-7   | 3  | 23 | 2 | 33  |
| Middlebrook* | 1-3   | 0-0  | 1-2   | 4  | 3  | 0 | 21  |
| Magee        | 0-0   | 0-0  | 0-0   | 0  | 0  | 0 | 4   |
| Carter       | 0-1   | 0-1  | 1-2   | 0  | 1  | 0 | 10  |
| Hayden       | 1-3   | 0-1  | 0-0   | 4  | 2  | 5 | 27  |
| Wade         | 5-9   | 0-1  | 3-5   | 1  | 13 | 1 | 30  |
| Martinez     | 0-0   | 0-0  | 0-0   | 0  | 0  | 0 | 3   |
| TEAM         |       |      |       | 5  |    |   |     |
| Totals       | 26-55 | 4-13 | 16-31 | 25 | 72 | 9 | 200 |

|      | Half (31)    | Final |
|------|--------------|-------|
| FG%  | .440 (11-25) | .473  |
| 3FG% | .000 (0-3)   | .308  |
| FT%  | .474 (9-19)  | .516  |

Fouls: UA 16 (Two with 4), UF 26 (Two with 4). Turnovers: UA 29 (Middlebrook, 8), UF 36 (Christianaki, 7). Blocks: UA 2 (Two with 1), UF 4 (Two with 2). Steals: UA 21 (Knight, 6), UF 18 (Westbrook, 4).

## GAME 20

**ALABAMA** 52  
**VANDERBILT** 67

Jan. 25, 2016 • Nashville, Tenn.  
Memorial Gymnasium • 2,961

Alabama overcame a 14-point deficit to take the lead back in the third, but a 21-point fourth quarter for Vanderbilt gave the Commodores a 67-52 victory on Monday night in Memorial Gymnasium. With the loss, the Crimson Tide moves to 13-7 overall and 2-5 in Southeastern Conference play, while the win lifts Vanderbilt to 14-5 on the season and 3-3 in league play.

Senior Nikki Hegstetter scored on the opening possession before Vanderbilt put up nine of the next 10 points to lead 9-3 midway through the first quarter. Sophomore Quanetria Bolton knocked down back-to-back threes to even the game, but a 14-7 run for the Commodores to end the quarter gave Vanderbilt a 23-16 lead after one.

Alabama scored two quick baskets to start the second, however the Commodores would follow that up with 11 unanswered over the next four minutes to take a 34-20 advantage. Vanderbilt eventually led, 39-28, at the half.

The Tide dominated the third, outscoring the Commodores, 19-7. Alabama registered the first 13 points of the quarter to take its first lead since the opening basket as sophomore Meoshonti Knight took the ball to the hoop for the score and the 41-39 lead at the 3:27 mark. Alabama remained on top at the end of the third, 47-46.

Vanderbilt jumped back in front at the 6:34 mark of the fourth quarter off a three from junior Minta Spears. From there, the Commodores closed out the contest on a 16-3 run.

Sophomore Hannah Cook led the Tide in scoring with 13 points. She was followed by Bolton and Knight, who added 12 apiece. Bell led all scorers with 23 points.

For the game, Alabama shot 38.2 percent (21-55), while Vanderbilt finished 45.0 percent (27-60) from the floor. The Commodores also outrebounded the Tide, 44-24.

| VANDERBILT |       | 67   |      |    |    |    |     |
|------------|-------|------|------|----|----|----|-----|
| Player     | FG    | 3FG  | FT   | R  | TP | A  | MIN |
| Webb*      | 6-10  | 0-0  | 0-1  | 10 | 12 | 1  | 28  |
| Dahlihan*  | 1-4   | 1-4  | 0-0  | 5  | 3  | 0  | 19  |
| Bell*      | 11-19 | 1-2  | 0-0  | 6  | 23 | 2  | 35  |
| Spears*    | 2-3   | 1-1  | 2-2  | 2  | 7  | 4  | 25  |
| Reed*      | 2-8   | 2-3  | 2-2  | 2  | 8  | 1  | 29  |
| Jenkins    | 0-3   | 0-0  | 2-4  | 3  | 2  | 1  | 17  |
| Gaffney    | 0-2   | 0-1  | 0-0  | 1  | 0  | 2  | 9   |
| Batey      | 4-8   | 0-0  | 2-3  | 10 | 10 | 3  | 32  |
| Shaw       | 1-3   | 0-0  | 0-0  | 2  | 2  | 0  | 4   |
| Long       | 0-0   | 0-0  | 0-0  | 0  | 0  | 0  | 2   |
| TEAM       |       |      |      | 3  |    |    |     |
| Totals     | 27-60 | 5-11 | 8-12 | 44 | 67 | 14 | 200 |

|      | Half (39)    | Final |
|------|--------------|-------|
| FG%  | .441 (15-34) | .450  |
| 3FG% | .571 (4-7)   | .455  |
| FT%  | .625 (5-8)   | .667  |

| ALABAMA     |      | 52  |     |   |    |   |     |
|-------------|------|-----|-----|---|----|---|-----|
| Player      | FG   | 3FG | FT  | R | TP | A | MIN |
| Hegstetter* | 1-6  | 0-1 | 0-0 | 3 | 2  | 1 | 25  |
| Cook*       | 5-13 | 2-7 | 1-1 | 5 | 13 | 2 | 32  |
| Knight*     | 4-10 | 3-5 |     |   |    |   |     |

## GAME 21

**ALABAMA** 56  
**10/10 TEXAS A&M** 59

Jan. 28, 2016 • Tuscaloosa, Ala.  
Foster Auditorium • 2,366

Alabama held No. 10/10 Texas A&M to 39 percent shooting for the game and forced 17 turnovers, but came up shy in a 59-56 loss on Thursday in Foster Auditorium.

Both teams shot the ball effectively from the floor in the first half, but turnovers plagued Alabama and Texas A&M. Ten turnovers were committed by each squad, limiting the number of looks at the basket. Sophomore Karyla Middlebrook scored the game's first points on a jumper less than 30 seconds in, but the Aggies tallied the next eight points. The visitors were up by as many as 11 in the opening quarter and took a nine-point advantage into the second period.

The Tide stayed within striking distance throughout the second, eventually trimming the lead to two points at 28-26 with 1:22 remaining in the half. Texas A&M knocked in a pair of jumpers in the final minute to head into the locker room ahead 32-26. Middlebrook led all scorers with 11.

The Aggies scored the first point out of the break on a free throw, but it was Alabama that began the half on a 7-1 run to pull even at 33-33. Texas A&M played over four minutes without making a shot from the field and converted just 4-of-16 from the floor in the quarter. The Tide was unable to claim the lead but did even the score on four occasions, the last on a jumper by sophomore Meoshonti Knight. The game was tied 44-44 going into the final 10 minutes of play.

Alabama took the lead for the first time since 2-0 at 51-49 thanks to a layup by junior Breanna Hayden. The advantage would swell to six points at the 2:30 mark after sophomore Hannah Cook was good on two free throws. The Aggies answered with seven points in a row, the last two on a made basket by senior Courtney Walker to move her team back in front 57-56 with nine seconds left on the clock.

Following a timeout by the home team to draw up a final play, Alabama got the ball into the hands of Middlebrook, who drove into the lane and made the shot, which was then waved off after she was assessed a charge. Texas A&M's Walker hit two free throws for the final margin.

For the game, Alabama shot 23-for-52 (44.2 percent) and grabbed 28 boards. The Aggies were 22-of-57 (38.6 percent) from the floor but hauled in 41 rebounds, including holding a 17-8 advantage on the offensive glass.

### TEXAS A&M 59

| Player      | FG    | 3FG | FT    | R  | TP | A  | MIN |
|-------------|-------|-----|-------|----|----|----|-----|
| Howard*     | 3-7   | 0-0 | 1-2   | 9  | 7  | 0  | 26  |
| Hillsman*   | 2-4   | 0-0 | 1-2   | 3  | 5  | 0  | 18  |
| Jennings*   | 0-9   | 0-0 | 2-2   | 9  | 2  | 1  | 32  |
| Jones*      | 6-11  | 3-5 | 0-2   | 2  | 15 | 5  | 37  |
| Walker*     | 5-10  | 0-0 | 4-4   | 5  | 14 | 1  | 36  |
| C. Williams | 3-9   | 0-3 | 3-6   | 3  | 9  | 1  | 19  |
| Cooper      | 0-0   | 0-0 | 0-0   | 0  | 0  | 1  | 1   |
| Knox        | 0-0   | 0-0 | 0-0   | 1  | 0  | 0  | 3   |
| D. Williams | 1-2   | 1-1 | 0-0   | 0  | 3  | 0  | 4   |
| Lumpkin     | 2-3   | 0-0 | 0-0   | 3  | 4  | 0  | 13  |
| Mitchell    | 0-2   | 0-0 | 0-0   | 2  | 0  | 1  | 11  |
| TEAM        | 4     |     |       |    |    |    |     |
| Totals      | 22-57 | 4-9 | 11-18 | 41 | 59 | 10 | 200 |

|      | Half (32)    | Final |
|------|--------------|-------|
| FG%  | .424 (14-33) | .386  |
| 3FG% | .400 (2-5)   | .444  |
| FT%  | .333 (2-6)   | .611  |

### ALABAMA 56

| Player       | FG    | 3FG  | FT   | R  | TP | A | MIN |
|--------------|-------|------|------|----|----|---|-----|
| Hegstetter*  | 2-5   | 0-0  | 0-0  | 4  | 4  | 0 | 26  |
| Cook*        | 1-10  | 0-5  | 2-2  | 4  | 4  | 0 | 33  |
| Knight*      | 3-6   | 0-1  | 2-4  | 3  | 8  | 3 | 26  |
| Middlebrook* | 6-10  | 1-1  | 2-5  | 4  | 15 | 3 | 32  |
| Wade*        | 3-4   | 1-1  | 0-0  | 2  | 7  | 0 | 24  |
| Bolton       | 7-12  | 1-3  | 1-1  | 5  | 16 | 0 | 20  |
| Magee        | 0-1   | 0-0  | 0-0  | 2  | 0  | 0 | 12  |
| Carter       | 0-1   | 0-0  | 0-0  | 1  | 0  | 0 | 4   |
| Hayden       | 1-3   | 0-0  | 0-0  | 2  | 2  | 2 | 16  |
| Foy          | 0-0   | 0-0  | 0-0  | 0  | 0  | 0 | 3   |
| Martinez     | 0-0   | 0-0  | 0-0  | 0  | 0  | 0 | 4   |
| TEAM         | 1     |      |      |    |    |   |     |
| Totals       | 23-52 | 3-11 | 7-12 | 28 | 56 | 8 | 200 |

|      | Half (26)    | Final |
|------|--------------|-------|
| FG%  | .440 (11-25) | .442  |
| 3FG% | .250 (1-4)   | .273  |
| FT%  | .600 (3-5)   | .583  |

Fouls: UA 15 (Middlebrook, 4), TAMU 18 (Howard, 2). Turnovers: UA 16 (Middlebrook, 6), TAMU 17 (Walker, 5). Blocks: UA 3 (Three with 1), TAMU 4 (Two with 2). Steals: UA 10 (Two with 3), TAMU 9 (Jones, 3)

## GAME 22

**ALABAMA** 42  
**19/23 TENNESSEE** 70

Jan. 31, 2016 • Knoxville, Tenn.  
Thompson-Boling Arena • 12,613

The Alabama women's basketball team dropped a 70-42 decision to No. 19/23 Tennessee on Sunday in Thompson-Boling Arena. With the loss, the Crimson Tide moves to 13-9 overall and 2-6 in the Southeastern Conference, while the win brings the Lady Volunteers to 13-8 on the season and 4-4 in league play.

Alabama and Tennessee traded baskets for much of the first, but it would be the Lady Volunteers holding a three-point edge, 15-12, at the break. Tennessee remained in front for the duration of the second and used an 8-0 run towards the end of the half for a 14-point lead, its largest of the game to that point, at 34-20. Alabama junior Breanna Hayden knocked down a pair of free throws for the final points of the quarter, setting the score at 34-22 in favor of the Lady Vols heading into the locker room.

Tennessee freshman Te'a Cooper hit a three-pointer to open scoring in the third before Alabama sophomore Meoshonti Knight countered with back-to-back baskets to cut the Tide deficit to 11 at the 7:57 mark. From there, the Lady Vols would score 10 unanswered points, nine of which came from Cooper, to take a 47-26 lead with 5:29 remaining in the quarter. Sophomore Hannah Cook knocked down a three to end the scoring drought 30 seconds later, which sparked a 9-4 run over the final 4:58. Tennessee would lead 51-35 going into the final quarter.

Alabama put up the first three points of the fourth, but the Lady Vols scored the next 17 straight to take a 30-point advantage with 2:17 to go. The Tide scored four of the last six points to cut the final margin to two.

Knight led Alabama with 11 points and a team-high five rebounds. Tennessee was led by sophomores Jaime Nared and Mercedes Russell, who both finished with double-doubles of 17 points and 10 rebounds and 12 points and 13 rebounds, respectively. Cooper also had 17 points for the Lady Vols.

For the game, Alabama was 27.5 percent (14-51) from the floor, while Tennessee finished at 44.3 percent (27-61). The Lady Vols outrebounded the Tide, 47-26, and had 22 assists on their 27 made baskets.

### TENNESSEE 70

| Player    | FG    | 3FG  | FT   | R  | TP | A  | MIN |
|-----------|-------|------|------|----|----|----|-----|
| Nared*    | 7-12  | 1-3  | 2-3  | 10 | 17 | 3  | 33  |
| Russell*  | 5-9   | 0-0  | 2-3  | 13 | 12 | 3  | 28  |
| Reynolds* | 0-3   | 0-1  | 0-0  | 5  | 0  | 5  | 29  |
| Carter*   | 3-5   | 1-3  | 0-0  | 3  | 7  | 2  | 29  |
| Cooper*   | 6-11  | 3-5  | 2-2  | 1  | 17 | 4  | 23  |
| Moore     | 1-3   | 0-0  | 2-2  | 5  | 4  | 0  | 7   |
| Jackson   | 0-0   | 0-0  | 0-0  | 0  | 0  | 0  | 6   |
| DeShields | 1-10  | 0-4  | 0-0  | 5  | 2  | 3  | 18  |
| Dunbar    | 2-4   | 2-4  | 0-0  | 0  | 6  | 0  | 9   |
| Middleton | 2-4   | 1-4  | 0-0  | 0  | 5  | 2  | 18  |
| TEAM      | 5     |      |      |    |    |    |     |
| Totals    | 27-61 | 8-21 | 8-10 | 47 | 70 | 22 | 200 |

|      | Half (34)    | Final |
|------|--------------|-------|
| FG%  | .438 (14-32) | .443  |
| 3FG% | .364 (4-11)  | .381  |
| FT%  | .667 (2-3)   | .800  |

### ALABAMA 42

| Player       | FG    | 3FG  | FT    | R  | TP | A | MIN |
|--------------|-------|------|-------|----|----|---|-----|
| Bolton*      | 2-6   | 0-0  | 0-0   | 4  | 4  | 2 | 25  |
| Hegstetter*  | 1-5   | 0-0  | 0-0   | 4  | 2  | 0 | 26  |
| Cook*        | 2-8   | 2-7  | 2-2   | 2  | 8  | 0 | 29  |
| Knight*      | 3-8   | 0-1  | 5-6   | 5  | 11 | 2 | 26  |
| Middlebrook* | 4-14  | 0-4  | 0-0   | 4  | 8  | 1 | 34  |
| Magee        | 0-0   | 0-0  | 0-0   | 3  | 0  | 0 | 15  |
| Carter       | 1-2   | 0-0  | 0-0   | 1  | 2  | 1 | 11  |
| Hayden       | 0-2   | 0-0  | 3-4   | 1  | 3  | 0 | 16  |
| Foy          | 0-3   | 0-2  | 1-2   | 1  | 1  | 0 | 6   |
| Martinez     | 1-3   | 0-0  | 1-2   | 0  | 3  | 0 | 12  |
| TEAM         | 1     |      |       |    |    |   |     |
| Totals       | 14-51 | 2-14 | 12-16 | 26 | 42 | 6 | 200 |

|      | Half (22)   | Final |
|------|-------------|-------|
| FG%  | .230 (8-25) | .275  |
| 3FG% | .143 (1-7)  | .143  |
| FT%  | .833 (5-6)  | .750  |

Fouls: UA 18 (Martinez, 5), UT 15 (Cooper, 5). Turnovers: UA 16 (Three with 3), UT 21 (DeShields, 6). Blocks: UA 5 (Bolton, 3), UT 6 (Two with 2). Steals: UA 11 (Three with 2), UT 8 (Carter, 3)

## GAME 23

**OLE MISS** 37  
**ALABAMA** 48

Feb. 4, 2016 • Tuscaloosa, Ala.  
Foster Auditorium • 2,607

The Alabama women's basketball team stifled the Ole Miss Rebels on Thursday night, 48-37. The 37 points are the fewest the Crimson Tide has allowed against a conference foe since limiting Mississippi State to 36 on March 6, 2013 at that season's SEC Tournament.

Senior Nikki Hegstetter opened the scoring, knocking home a jumper for a 2-0 lead 12 seconds into the game. That would be one of only four field goals made by the Alabama in the quarter, but the Tide scored seven points from the foul line while giving up just four field goals as well. Alabama led by as many as nine points (14-5) in the opening frame and took a 15-9 lead into the second quarter.

The Tide was held scoreless until the 6:17 mark of the period, allowing the Rebels to even the score at 15-15. Sophomore Meoshonti Knight made a free throw to push Alabama back in front by one. Over 2:30 would run off the clock before the next points were scored, a trey by Ole Miss' Torri Lewis, to give them their first lead of the night at 18-16. The teams would go into the half tied at 20-20. The Tide converted 6-of-18 from the floor and turned the ball over 13 times, but limited the Rebels to 8-for-29 from the field and held an 8-2 advantage from the foul line.

Alabama took control of the game in the third period, outscoring the Rebels 18-7. After Ole Miss went ahead 24-22, the Tide used an 8-1 run, capped by a three-pointer from sophomore Hannah Cook, to move in front 30-25. The visitors would get as close as three, but Alabama would record the final eight points of the quarter for its largest lead of the game (38-27) going into the final 10 minutes of play.

The Rebels scored the first points of the fourth quarter to trim the deficit to nine, but after Cook responded with a jumper, Ole Miss would be within single digits again. The Tide's lead would swell to as many as 15 late in the game. The Rebels were good on just five of their 29 shot attempts in the second half, including going 1-of-9 from behind the arc.

For the game, Alabama shot 15-for-41 (36.6 percent) from the floor and collected 41 rebounds. Ole Miss was 13-of-58 (22.4 percent), making just three of its 21 shots from deep, while bringing down 39 rebounds. Knight was Alabama's leading scorer with 14 points, while Cook nearly recorded a double-double, scoring 12 points while bringing in nine rebounds. Hegstetter also just missed out on a double-double, grabbing 10 boards and nine points.

### ALABAMA 48

| Player       | FG  | 3FG | FT   | R  | TP | A | MIN |
|--------------|-----|-----|------|----|----|---|-----|
| Bolton*      | 1-5 | 0-1 | 2-2  | 2  | 4  | 2 | 16  |
| Hegstetter*  | 3-4 | 0-0 | 3-3  | 10 | 9  | 1 | 34  |
| Cook*        | 4-9 | 2-7 | 2-2  | 9  | 12 | 0 | 34  |
| Knight*      | 4-9 | 0-1 | 6-12 | 4  | 14 | 0 | 36  |
| Middlebrook* | 1-7 | 0-3 | 3-4  | 5  | 5  | 0 | 31  |
| Carter       | 0-0 | 0-0 | 0-0  | 1  | 0  | 0 | 3   |
| Hayden       | 0-1 | 0-0 | 0-0  | 3  | 0  | 2 | 21  |
| Wade         | 2-6 | 0-1 | 0-0  | 3  | 4  | 2 | 25  |
| TEAM         | 4   |     |      |    |    |   |     |

|      | Half (20)   | Final |
|------|-------------|-------|
| FG%  | .333 (6-18) | .366  |
| 3FG% | .000 (0-5)  | .154  |
| FT%  | .667 (8-12) | .696  |

### OLE MISS 37

| Player    | FG    | 3FG  | FT   | R  | TP | A | MIN |
|-----------|-------|------|------|----|----|---|-----|
| Joseph*   | 1-8   | 0-4  | 2-4  | 4  | 4  | 0 | 37  |
| Hayes*    | 2-6   | 0-0  | 1-2  | 7  | 5  | 3 | 30  |
| Sisk*     | 0-4   | 0-2  | 2-2  | 5  | 2  | 1 | 21  |
| Muhammad* | 0-4   | 0-3  | 0-0  | 0  | 0  | 0 | 6   |
| Sesson*   | 6-20  | 2-9  | 1-2  | 5  | 15 | 0 | 38  |
| Golden    | 0-0   | 0-0  | 0-0  | 0  | 0  | 0 | 0+  |
| Muhate    | 0-2   | 0-0  | 0-0  | 1  | 0  | 0 | 8   |
| Hart      | 1-5   | 0-0  | 0-2  | 5  | 2  | 0 | 19  |
| Alston    | 0-3   | 0-0  | 2-4  | 4  | 2  | 0 | 13  |
| Lewis     | 3-6   | 1-3  | 0-0  | 4  | 7  | 0 | 28  |
| TEAM      | 4     |      |      |    |    |   |     |
| Totals    | 13-58 | 3-21 | 8-16 | 39 | 37 | 4 | 200 |

|      | Half (20)   | Final |
|------|-------------|-------|
| FG%  | .376 (8-29) | .224  |
| 3FG% | .167 (2-12) | .143  |
| FT%  | .500 (2-4)  | .500  |

Fouls: UA 18 (Middlebrook, 5), Ole Miss 23 (Hayes, 5). Turnovers: UA 20 (Four with 4), Ole Miss 13 (Joseph, 6). Blocks: UA 6 (Two with 2), Ole Miss 4 (Muhate, 2). Steals: UA 8 (Cook, 4), Ole Miss 9 (Hayes, 5)

## GAME 24

**ALABAMA** 55  
**AUBURN** 59

Feb. 7, 2016 • Tuscaloosa, Ala.  
Foster Auditorium • 3,303

Alabama's fourth quarter comeback against Auburn came up short in a 59-55 loss Sunday at Foster Auditorium in the Crimson Tide's annual Power of Pink/Play4Kay game. With the loss, UA moves to 14-10 overall and 3-8 in the Southeastern Conference, while the win lifts the Tigers to 16-8 on the season and 6-5 against league opponents.

Sophomore Meoshonti Knight got the scoring started with a three pointer on Alabama's opening possession of the game. The Tide led until the 5:26 mark when Auburn senior Cabrana Capers converted on a jumper to give the Tigers a 6-5 edge. From there, three more lead changes occurred in the back-and-forth quarter. Alabama ended the frame on a 9-5 run to lead 14-11 at the break.

The second was just as close as the first with neither team leading by more than three points. There were four ties throughout the 10-minute period with the final being broken with three seconds to go as Auburn senior Tra'Ce'e Tanner knocked down the final bucket to give the Tigers a 23-21 lead at halftime.

Auburn scored the first five points of the third to take a seven-point advantage, which was the largest lead of the game for either team to that point. The Tigers remained on top, leading by as many as 15 in the quarter. The Tide cut its deficit down to nine, but Auburn would push it back out to double digits and took a 47-34 lead into the final 10 minutes.

Alabama came out strong in the fourth and used an 11-1 run to cut the Auburn lead down to three, 48-45, with 4:22 to go. The Tigers scored the next four to push it back out to seven. The Tide kept chipping away and brought it down to three four more times, but that's as close as Alabama would get down the stretch.

Knight led the Tide in scoring with 16 points. Freshman Shaquera Wade and senior Nikki Hegstetter each finished with a game-high nine rebounds. Wade added a season-high 14 points and Knight recorded four steals.

Auburn was led by junior Katie Frerking, who had 22 points on 8-of-10 shooting. Fellow junior Brandy Montgomery also finished in double figures for the Tigers with 11 and was the team's leader in rebounds with five.

For the game, Alabama shot 33.3 percent (17-51), while Auburn hit 47.8 percent (22-46)

### AUBURN 59

| Player      | FG    | 3FG | FT    | R  | TP | A | MIN |
|-------------|-------|-----|-------|----|----|---|-----|
| Ja. Jones*  | 2-3   | 0-0 | 0-2   | 4  | 4  | 1 | 32  |
| Tanner*     | 4-8   | 0-0 | 1-4   | 4  | 9  | 1 | 29  |
| Montgomery* | 4-10  | 1-2 | 2-4   | 5  | 11 | 0 | 35  |
| Frerking*   | 8-10  | 3-5 | 3-6   | 3  | 22 | 3 | 35  |
| McKay*      | 1-3   | 0-1 | 1-2   | 3  | 3  | 0 | 22  |
| Sanders     | 1-1   | 0-0 | 1-2   | 1  | 3  | 0 | 11  |
| Je. Jones   | 0-3   | 0-0 | 0-0   | 3  | 0  | 1 | 11  |
| Capers      | 2-4   | 0-0 | 0-0   | 1  | 4  | 0 | 5   |
| Dieng       | 0-2   | 0-0 | 3-4   | 3  | 3  | 2 | 20  |
| TEAM        | 6     |     |       |    |    |   |     |
| Totals      | 22-46 | 4-8 | 11-24 | 33 | 59 | 9 | 200 |

|      | Half (23)    | Final |
|------|--------------|-------|
| FG%  | .455 (10-22) | .478  |
| 3FG% | .667 (2-3)   | .500  |
| FT%  |              |       |

## GAME 25

**ALABAMA 52**  
**RV/RV MISSOURI 63**

Feb. 11, 2016 • Fayetteville, Ark.  
Mizzou Arena • 3,028

Alabama fell at Missouri, 63-52, Thursday night in a game that saw 10 lead changes and four ties. With the loss, the Crimson Tide moves to 14-11 overall and 3-9 in Southeastern Conference games, while the win brings the Tigers to 19-6 on the season and an even 6-6 in league play.

It was a back-and-forth first quarter between Alabama and Missouri. The Tigers led early on before consecutive three pointers from freshman Shaquera Wade gave the Tide a 10-8 advantage at the 6:52 mark. Alabama pulled in front by four 30 seconds later after sophomore Karilya Middlebrook knocked down a pair of free throws, but the Tide would go scoreless for the next four minutes allowing Missouri to take the lead back at 3:06. Alabama would go on to score seven of the final 11 points of the first to take a 19-17 lead into the first break.

The two teams traded threes to start the second before the Tigers scored seven unanswered over a one-minute span to lead by six, 28-22. Missouri outscored Alabama throughout the quarter and went on to take a nine-point advantage into the locker room at the half, 37-28.

Junior Jordan Frericks hit a jumper at the 9:03 mark of the third quarter to start the scoring and give the Tigers their first double-digit lead of the game. The Tide, however, countered with the next six straight to cut its deficit to five with 5:17 to go. Alabama continued to chip away and eventually got it down to one on the final basket of the quarter, which was scored by senior Nikki Hegstetter off the feed from sophomore Hannah Cook.

Another Cook-to-Hegstetter basket gave the Tide a 44-43 lead with 9:16 remaining. Missouri then scored the next three points and eventually pushed its lead back out to eight at the 4:29 mark. The Tide cut it to four but would come no closer down the stretch.

Cook led all scorers in the game with 15 points while Middlebrook followed with 11 in addition to a team-high six rebounds. Junior Sierra Michaelis finished as the Tigers' leader in points with 14.

For the game, Alabama was 35.6 percent (16-45) from the floor, while Missouri hit 38.9 percent (21-54) of its attempts. The Tigers edged the Tide in rebounds, 36-31, but distributed the ball extremely well, collected 16 assists compared to Alabama's eight.

### MISSOURI 63

| Player         | FG           | 3FG         | FT           | R         | TP        | A         | MIN        |
|----------------|--------------|-------------|--------------|-----------|-----------|-----------|------------|
| Stock*         | 0-5          | 0-4         | 0-0          | 1         | 0         | 0         | 11         |
| S. Cunningham* | 2-8          | 1-5         | 7-8          | 4         | 12        | 3         | 36         |
| L. Cunningham* | 0-4          | 0-3         | 2-4          | 5         | 2         | 4         | 27         |
| C. Porter*     | 4-7          | 0-0         | 3-3          | 6         | 11        | 3         | 21         |
| Frericks*      | 5-8          | 0-0         | 0-1          | 6         | 10        | 1         | 22         |
| Doty           | 1-1          | 1-1         | 0-0          | 2         | 3         | 1         | 13         |
| B. Porter      | 0-2          | 0-0         | 0-0          | 3         | 0         | 0         | 6          |
| Stock          | 0-0          | 0-0         | 0-0          | 0         | 0         | 0         | 2          |
| Hudyn          | 0-2          | 0-1         | 0-0          | 1         | 0         | 0         | 5          |
| Shephard       | 0-0          | 0-0         | 0-0          | 0         | 0         | 0         | 0+         |
| McDowell       | 5-5          | 0-0         | 1-2          | 1         | 11        | 2         | 24         |
| Robinson       | 0-1          | 0-1         | 0-0          | 0         | 0         | 0         | 2          |
| Michaelis      | 4-11         | 4-9         | 2-2          | 3         | 14        | 2         | 31         |
| TEAM           |              |             |              | 4         |           |           |            |
| <b>Totals</b>  | <b>21-54</b> | <b>6-24</b> | <b>15-20</b> | <b>36</b> | <b>63</b> | <b>16</b> | <b>200</b> |

|      | Half (37)    | Final |
|------|--------------|-------|
| FG%  | .419 (13-31) | .389  |
| 3FG% | .286 (4-14)  | .200  |
| FT%  | .875 (7-8)   | .667  |

### ALABAMA 52

| Player        | FG           | 3FG         | FT           | R         | TP        | A        | MIN        |
|---------------|--------------|-------------|--------------|-----------|-----------|----------|------------|
| Cook*         | 4-10         | 2-5         | 5-8          | 4         | 15        | 3        | 37         |
| Hegstetter*   | 2-2          | 0-0         | 2-2          | 4         | 6         | 0        | 24         |
| Knight*       | 2-8          | 1-3         | 2-4          | 2         | 7         | 3        | 34         |
| Middlebrook*  | 4-11         | 1-4         | 2-2          | 6         | 11        | 2        | 36         |
| Wade*         | 2-8          | 2-5         | 1-2          | 5         | 7         | 0        | 37         |
| Bolton        | 2-5          | 0-1         | 0-0          | 2         | 4         | 0        | 14         |
| Carter        | 0-0          | 0-0         | 0-0          | 1         | 0         | 0        | 4          |
| Hayden        | 0-1          | 0-0         | 0-0          | 0         | 0         | 0        | 9          |
| Martinez      | 0-0          | 0-0         | 2-2          | 0         | 2         | 0        | 5          |
| TEAM          |              |             |              | 7         |           |          |            |
| <b>Totals</b> | <b>16-45</b> | <b>6-18</b> | <b>14-20</b> | <b>31</b> | <b>52</b> | <b>8</b> | <b>200</b> |

|      | Half (28)    | Final |
|------|--------------|-------|
| FG%  | .417 (10-24) | .356  |
| 3FG% | .444 (4-9)   | .333  |
| FT%  | 1.000 (4-4)  | .700  |

Fouls: UA 19 (Hegstetter, 5), Mizzou 22 (Frericks, 5).  
Turnovers: UA 16 (Middlebrook, 4), Mizzou 12 (Michaelis, 3).  
Blocks: UA 1 (Wade, 1), Mizzou 2 (Two with 1). Steals: UA 5 (Five with 1), Mizzou 4 (Michaelis, 2)