

ARKANSAS



2013 | WOMEN'S BASKETBALL | 2014



THE SOUTHEASTERN CONFERENCE



THE SEC

The SEC was established on December 8 and 9, 1932, when the 13 members of the Southern Conference located west and south of the Appalachian Mountains left to form their own conference. Ten of the 13 founding members have remained in the conference since its inception: the University of Alabama, Auburn University, the University of Florida, the University of Georgia, the University of Kentucky, Louisiana State University (LSU), the University of Mississippi (Ole Miss), Mississippi State University, the University of Tennessee, and Vanderbilt University.

The other charter members were:

The University of the South (Seawanee) left the SEC on December 13, 1940. Georgia Institute of Technology (Georgia Tech) left the SEC in 1964. Tulane University left the SEC in 1966.

1991 EXPANSION

In 1991, the SEC expanded from 10 to 12 member universities with the addition of University of Arkansas and University of South Carolina.

The two new teams joined for the 1991–1992 basketball season. At the same time, the SEC split into two divisions—a Western Division comprising most of the schools in the Central Time Zone, and an Eastern Division comprising the schools in the Eastern Time Zone plus Vanderbilt (which is located in the Central Time Zone, but is in the Eastern Division to preserve its rivalry with Tennessee, while Alabama and Auburn are in the same division to preserve theirs despite Auburn being further east than Vanderbilt). This divisional format remains in place today for football and baseball; the divisions have been eliminated for basketball.

Also in 1992, the SEC was the first conference to receive permission from the NCAA to sponsor an annual football championship game, featuring the winners of the conference's Eastern and Western divisions. The 1992 and 1993 SEC Championships

were held at Birmingham's Legion Field, and have since been held at the Georgia Dome in Atlanta.

2012 EXPANSION

On September 25, 2011, the SEC Presidents and Chancellors, acting unanimously, announced that Texas A&M University will join the SEC effective July 1, 2012, with Texas A&M to begin competition in nineteen of the twenty sports sponsored by the SEC during the 2012–13 academic year. On November 6, 2011 the SEC commissioner announced that the University of Missouri will also be joining the SEC on July 1, 2012. For football, Texas A&M will compete in the Western Division, and Missouri in the Eastern Division.

WOMEN'S BASKETBALL IN THE SEC

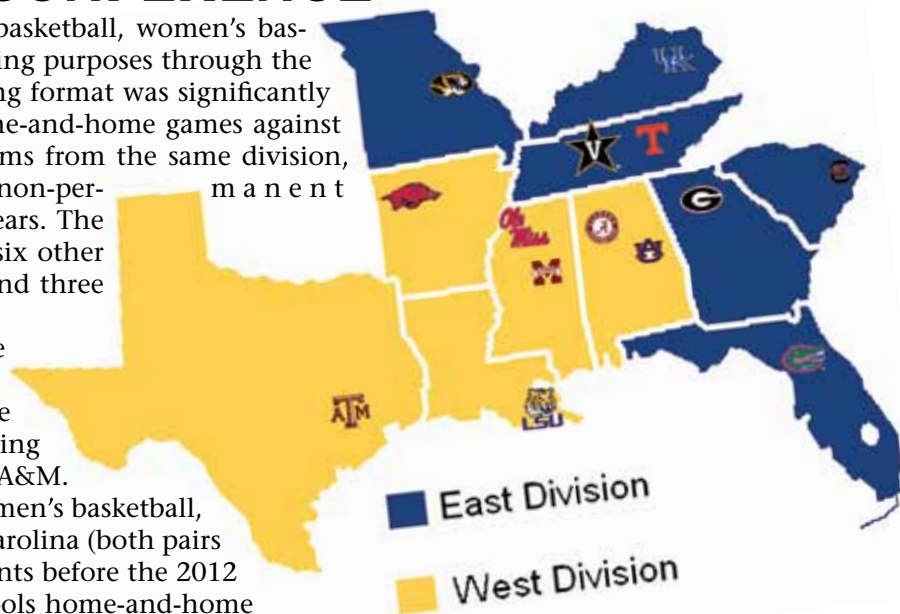
The SEC has historically been the most dominant conference in women's basketball. Since the 2009–10 season, teams have played a 16-game conference schedule with a single league table; prior to that time the conference schedule was 14

THE SOUTHEASTERN CONFERENCE

games, again in a single table. Like SEC men's basketball, women's basketball used the divisional alignment for scheduling purposes through the 2011–12 season; however, the women's scheduling format was significantly different from the men's. Each team played home-and-home games against five schools—one permanent opponent, two teams from the same division, and two teams from the opposite division; the non-permanent opponents rotated every two years. The remaining games were single games against the six other schools in the conference, with three at home and three away.

The league voted to keep a 16-game league schedule even after the addition of Missouri and Texas A&M. Arkansas and LSU will no longer be permanent opponents, with the Razorbacks picking up Missouri and the Lady Tigers picking up Texas A&M. The other permanent opponents are the same as men's basketball, except for Florida-Georgia and Kentucky-South Carolina (both pairs had been permanent women's basketball opponents before the 2012 expansion). Each school will play two other schools home-and-home during a given season and the other 10 once each. The divisional alignments will no longer play any role in scheduling.

The recent history of SEC women's basketball is dominated by Tennessee, who has won regular season and/or conference championships in 20 of the last 22 seasons, as well as eighth national championships since 1987. In the 28 seasons the NCAA Women's Division I Basketball Championship has been held, SEC schools have reached the Final Four 32 times, more than twice as often as any other conference.



BASKETBALL TOURNAMENT

The SEC Women's Basketball Tournament is currently held a week before the men's basketball tournament. Like the men's version, it is a single-elimination tournament involving all conference members, with seeding based on regular season records. With the expansion to 14 schools, the bottom four teams in the conference standings play opening-round games, and the top four receive "double byes" into the quarterfinals. The winner earns the conference's automatic bid to the NCAA women's basketball tournament.

The tournament, inaugurated in 1980, was originally held on campus sites; the first tournament to take place at a neutral site was in 1987. The two most frequent sites for the tournament have been McKenzie Arena in Chattanooga, Tennessee (seven times) and the Gray Civic Center in Albany, Georgia (six times); however, the tournament was last played in Albany in 1992 and Chattanooga in 2000. Because demand for women's tournament tickets is generally lower than for the men's tournament, it is typically played in a smaller venue than the men's tournament in the same season. The most frequent venues in recent years have been Bridgestone Arena in Nashville and Verizon Arena in North Little Rock, Ark., which have respectively hosted the event five and three times since 2000.



TABLE OF CONTENTS

THIS IS RAZORBACK BASKETBALL

| | |
|---------------------------------|-------|
| THE SEC..... | 1-2 |
| Quick Facts..... | 3-6 |
| The University of Arkansas..... | 7-10 |
| Strength and Conditioning..... | 11 |
| Lights, Camera, Action..... | 12-15 |
| The Next Level..... | 16-17 |
| Bud Walton Arena..... | 18-19 |
| Future Practice Facility..... | 20-21 |
| Locker Room..... | 22-23 |
| Tusk IV..... | 24 |



MEET THE STAFF

| | |
|------------------------------------|-------|
| Head Coach Tom Collen..... | 25-31 |
| Assistant Coach Nicki Collen..... | 32-33 |
| Assistant Coach Tari Cummings..... | 34-35 |
| Assistant Coach Amber Shirey..... | 36-37 |
| Support Staff and Managers..... | 38-39 |
| Coaching Staff Staff..... | 40 |



MEET THE PLAYERS

| | |
|-----------------------------|-------|
| 2013-14 Rosters..... | 42-43 |
| Keira Peak..... | 44-45 |
| Calli Berna..... | 46-47 |
| Jhasmin Bowen..... | 48-49 |
| Joey Bailey..... | 50-51 |
| Melissa Wolff..... | 52-53 |
| Ana-Carlota Faussurier..... | 54-55 |
| Aujontae Daniels..... | 56-57 |
| McKenzie Adams..... | 58-59 |
| Kelsey Brooks..... | 60-61 |
| Jessica Jackson..... | 62-63 |
| Bria Pitts..... | 64-65 |
| Khadijah West..... | 66-67 |
| Departing Players..... | 68 |

2012-13 REVIEW

| | |
|------------------------------|-------|
| Season in Review..... | 70-75 |
| Results..... | 76 |
| Statistics..... | 77 |
| Superlatives..... | 78-79 |
| SEC Stats and Standings..... | 80-87 |
| Box Scores..... | 88-96 |



RAZORBACK RECORDS

| | |
|--|---------|
| Individual Records..... | 98 |
| Individual Records SEC Games..... | 99 |
| Team Records in a Game..... | 100 |
| Team Records-Regular Season/SEC Season... .. | 101 |
| SEC Tournament Records..... | 102 |
| Team Records in a Season..... | 103 |
| Class Records..... | 104 |
| Exhibition Game Records..... | 105 |
| NCAA Tournament Records..... | 106 |
| WNIT Records..... | 107 |
| Bud Walton Arena Records..... | 108-109 |
| Barnhill Arena..... | 110 |
| Annual Leaders..... | 111 |
| Career Leaders..... | 112-113 |
| 1,000 Point Club..... | 114-117 |
| Honors and Awards..... | 118-122 |



RAZORBACK HISTORY

| | |
|--|---------|
| Coaching Records..... | 124-125 |
| Year by Year Results..... | 126-143 |
| Arkansas in the SEC/SWC Standings..... | 144-146 |
| Versus Opponents..... | 147-158 |
| Miscellaneous Records..... | 159 |
| By the Numbers..... | 160-161 |
| Letterwinners..... | 162-163 |
| History..... | 164-171 |
| Hall of Honor Selections..... | 172-181 |



2013-14 OPPONENTS

| | |
|----------------------------------|---------|
| Non-Conference Opponents..... | 182-184 |
| Collen versus the opponents..... | 185 |
| The SEC..... | 186-187 |
| SEC Opponents..... | 188-194 |
| Arkansas versus Conferences..... | 195-196 |



UNIVERSITY OF ARKANSAS

| | |
|---------------------------------------|---------|
| The University..... | 198-199 |
| Chancellor Dr. G. David Gearhart..... | 200 |
| FAC Dr. Sharon Hunt..... | 200 |
| Director of Athletics Jeff Long..... | 201-202 |
| Senior Athletic Department Staff..... | 203-206 |
| Basketball Support Staff..... | 207 |
| Razorback Foundation, Inc..... | 208 |

ARKANSAS WOMEN'S BASKETBALL COACHING STAFF

| NAME | POSITION | ALMA MATER | YEAR AT ARKANSAS | CAREER REC. |
|---------------|------------------------|----------------------|-----------------------|----------------|
| Tom Collen | Head Coach | Bowling Green, 1977 | Seventh (15th career) | 330-149 (.689) |
| Nicki Collen | Assistant Coach | Marquette, 1997 | Third (6th career) | 133-59 (.693) |
| Tari Cummings | Assistant Coach | Oklahoma State, 2003 | Third (10th career) | 208-96 (.684) |
| Amber Shirey | Assistant Coach | Arkansas, 1992 | Twenty-second (same) | 293-187 (.610) |
| Jeff Brazil | Director of Operations | Arkansas, 2010 | Seventh | NA |
| Simeon Hinsey | Director of Operations | John Brown, 2002 | First | NA |

BASKETBALL FACTS

| | |
|-----------------------------|----------------------------------|
| Head Coach | Tom Collen (Bowling Green, 1977) |
| Career Record/Years | 330-149 (15) |
| Arkansas Record/Years | 107-58 (6) |
| Arena/Capacity | Bud Walton Arena (19,200) |
| All-Time Arena Record | 335-227 (19 years) |
| Press Row Phone | 479-575-6622 |
| Basketball Secretary | Andrea Blakney |
| Basketball Phone | 479-575-3000 |

2012-13 REVIEW

| | |
|-------------------------|---------------------------------|
| Overall Record | 20-13 (H: 12-6; A: 7-5; N: 1-2) |
| Conference Record | 6-10 (H: 3-5; A: 3-5) |

HISTORY

| | |
|---------------------------------|----------------------------|
| All-Time Record | 693-419 |
| All-Time Conf. Record | 210-211 (106-181 SEC Only) |
| All-Time Conf. Tourn. Rec. | 19-29 (10-20) |
| Conf. Tournament Titles | 1 (SWC) |
| NCAA Tourn. Appearances | 10 NCAA |
| Tournament Record | 12-10 |

GENERAL INFORMATION

| | |
|--------------------------------|------------------------|
| Location | Fayetteville, Arkansas |
| Enrollment | 25,365 |
| Colors | Cardinal and White |
| Founded | March 27, 1871 |
| Nickname | Razorbacks |
| NCAA Division/Conference | I/Southeastern |

UNIVERSITY PERSONNEL

| | |
|---------------------------------|---|
| Chancellor | Dr. G. David Gearhart (Westminister Col., 1974) |
| Faculty Representative | Dr. Sharon Hunt (Arkansas, 1973) |
| Vice Chancellor and AD | Jeff Long (Ohio Wesleyan, 1982) |
| Assoc. Vice Chancellor | Bev Lewis (Central Michigan, 1979) |
| Athletic Department Phone | 479-575-4959 |
| Ticket Office Phone | 479-575-5151 |

COMMUNICATIONS OFFICE

| | |
|---|--|
| Mailing Address | 131 Barnhill Arena, Fayetteville, AR 72701 |
| Overnight Address | Same |
| SID Fax | 479-575-7481 |
| Press Row Number | 479-575-6622 |
| Office Phone | 479-575-2751 |
| Associate Communications Director | Jeri Thorpe |
| E-Mail Address | jthorpe@uark.edu |
| Communications Office Phone | 479-575-5037 |
| Cell Phone | 479-283-3344 |

2013-14 TEAM INFORMATION

| | |
|-------------------------------|----------------|
| Starters Returning/Lost | 3/2 |
| Letterwinners Ret./Lost | 5/7 |
| Newcomers | 6 + 1 Redshirt |

STARTERS RETURNING

| No. | Name | Pos | Ht | Cl | Pts | Rebs | Asts | Blks |
|-----|---------------|-----|------|----|-----|------|------|-------|
| 01 | Keira Peak | F | 5-9 | SR | 9.2 | 5.8 | 52 | 23 |
| 11 | Calli Berna | PG | 5-10 | JR | 7.0 | 4.2 | 208 | 69 st |
| 42 | Jhasmin Bowen | F | 6-1 | JR | 6.8 | 4.0 | 13 | 14 st |

STARTERS LOST

| No. | Name | Pos | Ht | Cl | Pts | Rebs | Asts | Blks |
|-----|--------------------|-----|-----|----|------|------|------|-------|
| 4 | Sarah Watkins | P | 6-3 | SR | 12.8 | 4.6 | 23 | 40 bl |
| 24 | Quistelle Williams | F | 6-0 | SR | 10.2 | 7.0 | 39 | 43 st |

OTHER LETTERWINNERS RETURNING

| No. | Name | Pos | Ht | Cl | Pts | Rebs | Asts | Blks |
|-----|---------------|-----|-----|------|-----|------|------|-------|
| 25 | Joey Bailey | F | 6-1 | R-SO | 1.1 | 1.6 | 4 | 5 bl |
| 33 | Melissa Wolff | G | 6-0 | SO | 4.0 | 3.1 | 20 | 19 bl |

OTHER LETTERWINNERS LOST

| No. | Name | Pos | Ht | Cl | Pts | Rebs | Asts | Blks |
|-----|--------------------|-----|------|----|-----|------|------|-------|
| 2 | Kelsey Hatcher | G | 5-10 | SR | 4.3 | 0.5 | | |
| 12 | Dominique Wilson | G | 5-8 | SO | 6.6 | 2.5 | 45 | 36 st |
| 14 | Erin Gatling | G | 5-4 | SR | 5.9 | 1.7 | 60 | 36 st |
| 21 | Dominique Robinson | G | 6-0 | SR | 3.4 | 2.1 | | |
| 23 | Mia Melton | G | 5-8 | SO | 0.0 | 0.0 | | |

NEWCOMERS

| No. | Name | Pos | Ht | Cl | Hometown |
|-----|------------------------|-----|-----|------|---------------------|
| 13 | Ann-Carlota Faussurier | F | 6-2 | R-FR | Yecla, Spain |
| 3 | McKenzie Adams | G | 5-9 | FR | Frisco, Texas |
| 5 | Jessica Jackson | F | 6-3 | FR | Jacksonville, Ark. |
| 15 | Kelsey Brooks | G | 5-9 | FR | Lenexa, Kan. |
| 20 | Aujontae Daniels | F | 5-8 | SO | Little Rock, Ark. |
| 22 | Bria Pitts | G/F | 5-8 | FR | Broken Arrow, Okla. |
| 32 | Khadijah West | F | 6-2 | FR | Shreveport, La. |



#NEVERYIELD

ATHLETIC COMMUNICATIONS

The University of Arkansas Athletic Communications office is located on the north side second floor of Barnhill Arena with office hours from 8 a.m. to 5 p.m., Monday through Friday. You can often reach us at Barnhill after hours, but if not, please leave a message on our voice mail system.

POSTAL ADDRESS

University of Arkansas
Razorback Athletic Department
Athletic Communications
P.O. Box 7777
Fayetteville, AR 72702

SHIPPING ADDRESS

University of Arkansas
Razorback Athletic Department
Athletic Communications
131 Barnhill Arena
Fayetteville, AR 72701

VIA INTERNET

Jeri Thorpe jthorpe@uark.edu
Web Site ArkansasRazorbacks.com
Twitter [RazorbackWBB](https://twitter.com/RazorbackWBB)
Facebook [Razorback Women's Basketball](https://www.facebook.com/RazorbackWomen'sBasketball)

PHONE NUMBERS

Communications 479-575-2751
Comm. facsimile 479-575-7481
Walton Press Row 479-575-6622
Thorpe, Cell 479-283-3344

INTERVIEW POLICY

Please contact the Athletic Communications Office to arrange interviews with any of the Razorbacks. Our office will be more than happy to set up an appointment with our student-athletes or coaches.

CREDENTIALS

Members of the working media may obtain press passes for Razorback events by writing the Communications Office.

PHOTOGRAPHERS

Photographers are restricted to the mandated baseline locations per NCAA standards. No handheld strobes or tripods are allowed. Only those making special requests through the Communications Of-

COMMUNICATIONS OFFICE



Zack Higbee
Assistant AD for
Communications



Jeri Thorpe
Associate
Director



Patrick Pierson
Associate
Director



Chad Crunk
Assistant
Director



Zach Lawson
Assistant
Director



Derek Satterfield
Assistant
Director



Beth Miller
Assistant
Director



Mary Lynn Gibson
Secretary



Kelsey
Appleton
Intern



Paige Curtis
Intern



Brandon
Harrison
Intern



Stephen
McGowan
Intern



Emily
Robinson
Graduate
Assistant



Drew
Schlosser
Intern
Graphic Design

Office will be allowed to shoot from the sidelines, and only during regular season contests.

WORKING AREA

Working media will be seated in the baseline media section. Non-working media will not be seated in the media section. Institutional radio networks are seated on the Walton Arena scorer's table adjacent to their respective benches. A media work room is available. Telephones are available on a first-come, first-serve basis.

WI-FI

Wireless internet access is also provided in the Walton press room and on press row. Please contact the Communications Office for more information.

PRESS CONFERENCE

Tom Collen generally holds his pre-game press conference 48 hours prior to home games or 48 hours prior to travel for road games. His press conference is held in the Bud Walton Interview Room after practice, usually at 3:30 p.m. Players are available on press conference days; other days by special request.

PRACTICE TIMES, POLICY

Practices are closed to the public and media. **No player or coaches interviews** will be allowed at this time unless media have prior approval from the media relations office.

VIA INTERNET

All Razorback press releases, basketball statistics, game stories and box scores are available on the Athletics Department home page at ArkansasRazorbacks.com.



Jeremy Battjes



Mary Line



Keith Line



Jessica McCarty



Bill Mock



Martha Neal



Ben Pinter



Frank Pinter



David Savage



Jay Rodman



Joe Rodman



Joey Rodman



Jon Williams

The men and women of the Arkansas statistics crew are vital to the operation of our events. Here are a few of the "regulars" who assist us at women's basketball. Several of them have worked not only Arkansas events but also the SEC Tournament, WNIT Tournament and even the NCAA Final Four. They have worked Division I and Division II events and are always ready to travel. Your help is appreciated.

GAME SERVICES

The University of Arkansas employs the StatCrew basketball game statistical packages. Halftime statistics, along with first half play-by-play, are distributed at intermission. A rough box score is available immediately after the conclusion of the game. Final statistical packages are distributed as soon as possible after the game.

POSTGAME INTERVIEWS

Head Coach Tom Collen is available for general interviews after a 10-minute cooling off period. Coach Collen and the visiting head coach may be held on the floor immediately after the game for a one-minute actuality for the University uplink package. Coach Collen and requested players are available in the media interview room. The Razorback dressing room is closed to all media.

FTP SERVICES

The Arkansas Media Relations Office will have highlight packages and press conference video available for media to download through the Razorbacks' FTP server throughout the

season. For access to the Razorback FTP server, please contact a member of the Arkansas Media Relations Office.

LIVE RADIO/TELEVISION

The University of Arkansas Athletic Department retains all copyrights to its home events. All visiting radio stations must contact the Communications Office 48 hours prior to the game to make arrangements. Non-conference opponents may be subject to line charges as well as rights fees. As per SEC rules, two standard telephone lines and ISDN are reserved for all women's basketball game visiting radio networks. The use of courtesy lines are at the discretion of the visiting SID. Other stations requesting a phone line should contact the University of Arkansas telecommunications office directly. Requests for live or tape-delayed tele-

vision rights should be made one week in advance, and in writing, to the Communications Office.

IP-BASED STREAMING

The UA Athletics Department also retains all streaming rights for its home events. Shared streams may be provided to opponents on a reciprocating basis. Please contact Razorback New Media for any requests for IP-based data, audio or video streaming.

CREDITS

The 2013-14 Arkansas women's basketball media guide was written and edited by Associate Communications Director Jeri Thorpe. Editorial assistance provided by Mary Lynn Gibson, Celice Clark, Brandon Har-



ison and the women's basketball staff. Thanks to Dr. Bill Smith and others who have come before me for countless hours of research and record-keeping.

Photography services by Walt Beazley, Wesley Hitt, Beth Hall, Sarah Blancett, Walt Beazley, Jon VerHoeven, David Coyle, Breck Smither, Bill Smith, Gary Waters, Larry Trussell, Tom Ewart, William Cooksey, Andy Shupe, Wes Harold, Patrick Racey, Russ Wright, David Yerby, William Ewart, AP World Wide Photos. Cover designs by Drew Schlosser.



The PI Beta Phi Centennial Gate welcomes visitors to the core of campus. An investment of more than \$1.3 billion in facility enhancements and new construction has transformed the campus in the last decade.

At the University of Arkansas, the new classroom buildings, research spaces, and athletic facilities are easy to spot. But hang around the campus, talk to the students, listen to the professors. That's when something else becomes apparent — a sense of optimism and possibility that bubbles up when you grasp that dreams can become reality.

"We've always been a good institution, with good faculty and solid programs going back for decades," says G. David Gearhart, a Fayetteville native who has been chancellor since 2008.

But in the world of academia, where that magical mix of bright students and inspiring professors can combine in ways that move a community or change the world, good only takes you so far. To truly make a difference, you need to be *great*.

For the better part of ten years, that's the path the university has been on, facilitated by a \$1 billion capital campaign — the Campaign for the 21st Century — that successfully ended in 2005. It was among the largest fund-raising efforts by a U.S. public university and attracted what was then the

largest gift in the history of American public higher education: \$300 million, from the Walton Family Charitable Support Foundation.

The impact has been nothing short of transformational, causing Arkansans to think differently about their leading university, and the nation to think differently about Arkansas.

Enrollment will top 25,000 this fall, up more than 20 percent in the last five years. This has been achieved while keeping academic standards high and tuition costs steady. Meanwhile, the Carnegie Foundation for the Advancement of Teaching recently placed the university in its highest classification based on the number of doctoral degrees awarded, the amount of grant funding received, and the level of research activity. And programs such as Supply Chain Management, Rehabilitation Counseling, Industrial Engineering, and Biological and Agricultural Engineering now rank among the best in the country.

"We've stemmed the brain drain," says Gearhart. "We now attract the best and brightest students in the state and, increas-

ingly, from outside the state. We're attracting first-rate faculty. We're creating new and innovative programs. Just walk around here. You can feel what's happening. People are taking notice. It's a great thing to see this all playing out before our eyes."

The Honors College

Maricl Williams, an anthropology and Spanish double major, believes that evolutionary secrets are held in the teeth of primates. In fact, she hopes her research into the microscopic abrasions observed on the teeth of Brazilian capuchin monkeys will reveal the eating habits of ancestral primates and the vegetation that was available to them.

"A simple molar from any living or fossilized monkey or ape," explains Williams, "can speak volumes about the creature itself as well as the evolutionary history of its species."

Williams' research earned her a 2013 Gates Cambridge Scholarship, which will send her to Cambridge University in England for graduate studies. She is one of just 39 such Gates scholars in the country. Her

high-level academic achievements are due in no small part to the Honors College at the University of Arkansas.

The college was established with more than one-third of the \$300 million Walton gift. The goal of the college is to provide transformational experiences for top undergraduates from all majors. Small, discussion-based classes, special housing, and ready access to the school's most active and accomplished professors help raise the potential for dynamic outcomes.

The Honors College has sparked cross-campus collaborations by providing seed funding for a range of courses, from community-development work in Belize to the use of gaming technology to re-create ancient cultures virtually. The Honors College now includes some 2,500 of the university's most promising students and more than 500 top faculty members.

Sam M. Walton College of Business

If the mark of an effective MBA program is the percentage of students employed at graduation, then the University of Arkansas' Sam M. Walton College of Business is the gold standard.

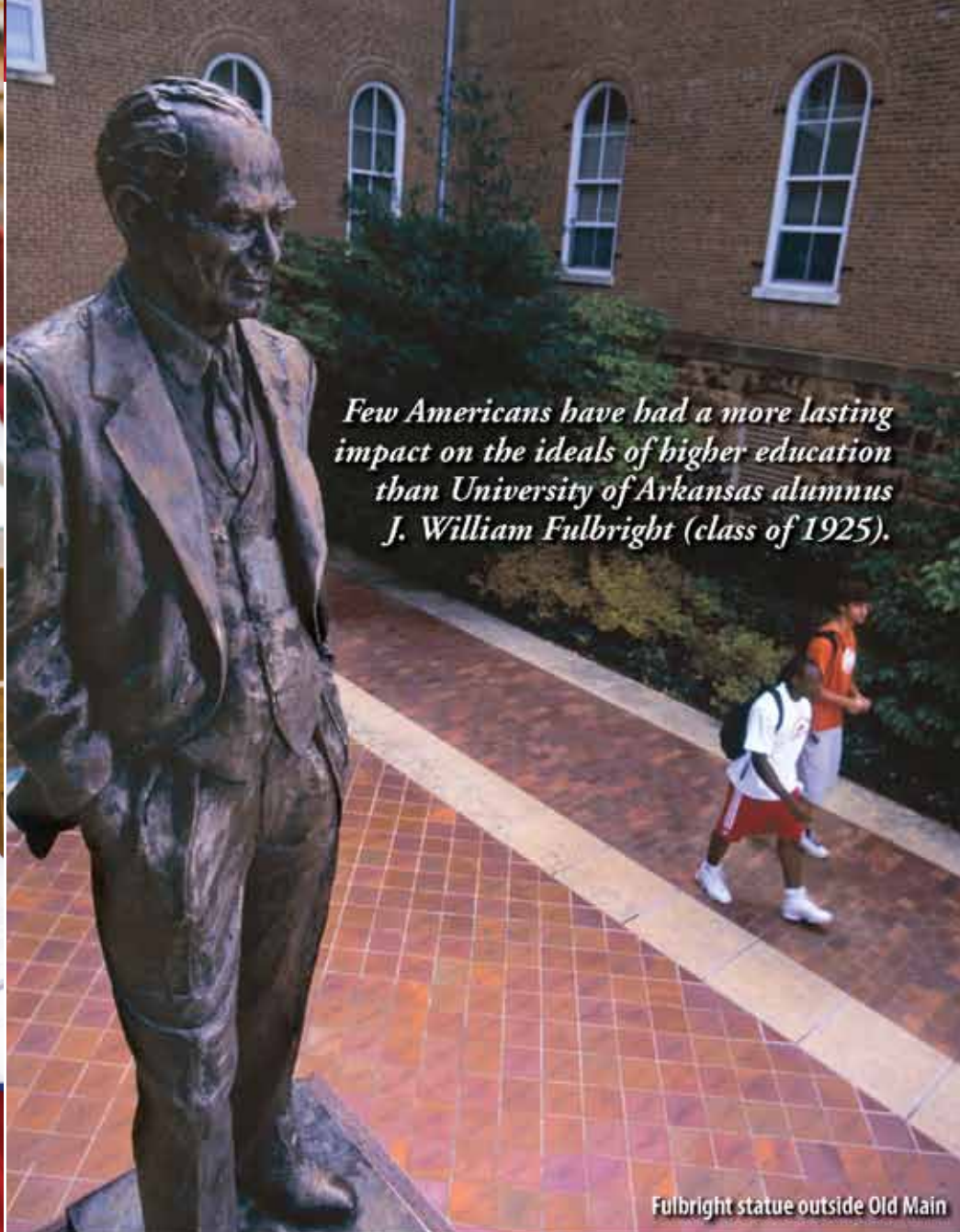
According to *U.S. News & World Report*, Walton College ranks first in the nation in the percentage of its MBAs — 90.5 percent — who graduate directly into the workforce. Duke University's Fuqua School of Business ranks second at 86.5 percent.

Always strong, the U of A's business college took a quantum leap forward in 1998 when it received a \$50 million gift from the Walton Family Charitable Support Foundation. At the time, it was the largest up-front cash gift ever given to a public business college.

The school was later renamed for the legendary founder of Walmart, the world's leading retailer, headquartered 28 miles north of campus in Bentonville. A bronze bust of Sam Walton and his "Rules for Building a Business" are enshrined in the school's central atrium.

"Mr. Sam [as he was commonly known] and his lessons have been central to business education at the University of Arkansas," says Eli Jones, dean of Walton College.





Few Americans have had a more lasting impact on the ideals of higher education than University of Arkansas alumnus J. William Fulbright (class of 1925).

Fulbright statue outside Old Main

The college, for example, seeks to combine the strength of its academic programs in information systems, finance, accounting, economics, management, marketing, entrepreneurship, and supply chain management with hands-on learning to help its 4,000 students make an impact on the business world both domestically and internationally.

The fruits of such learning were evident last spring when a businessplan competition team from Walton College won the MIT NSTAR Clean Energy Prize with cash awards totaling \$250,000. A member of a team of graduate students called Picasolar invented a patent-pending process to improve the efficiency of solar cells and reduce the amount of silver needed for manufacturing. The process can potentially save the makers of solar panels \$120 million a year.

"It's amazing that Arkansas doctoral

students developed one of the biggest breakthroughs in solar technology in decades," says team mentor Carol Reeves, the university's associate vice provost for entrepreneurship. "It shows what we are capable of accomplishing, and that the entire world will benefit."

Businesses, industries, and startups also benefit from the university affiliated World Trade Center Arkansas (arwtc.org). It connects Arkansas to the world by providing international trade services to Arkansas companies, agricultural producers, and entrepreneurs and by educating students in global commerce.

J. William Fulbright College of Arts and Sciences

The university has produced policymakers galore. Former President Bill Clinton and his wife, former Secretary of State Hillary

Clinton, were once faculty members of the law school. Still, one exalted public official stands out: J. William Fulbright.

Few Americans have had a more lasting impact on the ideals of higher education than Fulbright. A university alumnus (class of 1925), he was student body president, a member of Sigma Chi fraternity, Phi Beta Kappa, and a Razorback football star. In 1939, the university made him the youngest college president in the nation at age 34. And for 30 years, beginning in 1945, he served as one of the most distinguished members of the U.S. Senate. There, he led the Foreign Relations Committee, stood up to McCarthyism, and founded the Fulbright Program, an enduring legacy that promotes international understanding and tolerance through the worldwide exchange of university students, teachers, and artists.

In naming its largest college the J. William Fulbright College of Arts and Sciences in 1982, the University of Arkansas pledged to promote all that he stood for — in his words: "the teaching of things in perspective, toward the purposes of enriching the life of the individual, cultivating the free and inquiring mind, and advancing the effort to bring reason, justice, and humanity into the relations of men and nations."

Emily Chase, an art major in Fulbright College, wants nothing less for herself. The winner of a Windgate Fellowship, she traveled to Japan this summer to study the country's rich tradition in paper crafts and clothing design. Meanwhile, Nathan Coulter, a political science and economics major and a Truman Scholar, is eyeing a law career to advocate for low-income families. Like Fulbright, he hopes to later get into public service through politics.

Those are just a few of the possibilities within the college, where there are 19 academic departments for both undergraduate and graduate study, 21 academic programs, and ten research centers. The school's 8,600 students can choose from some 60 majors and minors with degrees in the fine arts, humanities, social sciences, and natural sciences. Study Abroad opportunities are also available, including university-affiliated programs in Rome, Cambridge, and Ghana.

In the college's Center for Semiconductor Physics in Nanostructures, faculty and students seek to improve computing power and data storage in increasingly smaller space. At the Community and Family Institute, research partnerships are designed to address issues such as homelessness, public health, social capital, and crime and violence, primarily in Northwest Arkansas.

Online Education

The nation's digital evolution, combined with teaching innovations and the educational aspirations of geographically diverse students, has prompted the university to increase the number of its degree programs offered completely or primarily online.

Since 2006, the university has tripled its online offerings. So, no matter where they live, students seeking a University of Arkansas bachelor's, master's, or doctoral degree have flexible options with distance learning.

There is no difference between diplomas and certificates earned by online students and those studying on campus.

Faculty and instructors who devise and lead online courses work to ensure that course content is rigorous and rewarding and that all courses meet the high academic and quality standards expected of top research institutions.

The website online.uark.edu is the portal to this virtual campus, where online students become part of the Razorback community, with ready access to library resources, supplemental instruction, tutoring, and career development.

Maintaining Momentum

Transformations, like the one taking place at the University of Arkansas, are curious things. They are not self-sustaining. They require constant attention and nurturing. For all the progress on campus, for all the rising enthusiasm and optimism, there is impatience, too.

"I'm proud of how far we've come," Gearhart says. "But we're not there yet."

A new goal burns brightly on the horizon: By 2021, the school intends to be recognized as one of the nation's Top 50 public research universities, with nationally ranked departments and programs throughout the institution.

"It's a big jump to move up," says Chris Wyrick, vice chancellor for university advancement. "It's also a moving target. Everyone else around us in the rankings is shooting for the same goal. But when you put yourself in the Top 50, it's a signal that this is a bigtime institution."

The rankings are based on factors such as federal research grants, endowment size, annual giving, faculty awards, student test scores, and other tangible elements that demonstrate the transformation is ongoing.

"Without question, our goals are ambitious. Some may say impossible," says Gearhart. "But the University of Arkansas did not raise \$1 billion during the Campaign for the 21st Century based on a promise of mediocrity."

It's been 15 years since that campaign was launched and eight years since it was ended. The university is now preparing to launch a new capital campaign. School leaders, including Gearhart and Wyrick, are eager to build on the generous support over the years from the leading corporations in Northwest Arkansas: Walmart, Tyson Foods, and J.B. Hunt Transport Services, among others.

And whereas the last campaign went a long way toward transforming the physical campus, this new campaign aims to focus on elevating the university's most crucial assets: its students and faculty. More endowed faculty chairs and professorships. More student scholarships and fellowships. More opportunities to make a difference.

"We are a shining light in this state, a major university making great strides," notes Gearhart. "And with our bold, perhaps even audacious plans, we intend to be even better."

Enrollment at the University of Arkansas now tops 25,000.



Spring Commencement; top: Senior Walk features the names of graduates since 1876



THIS IS

SUTTON STRENGTH AND CONDITIONING CENTER

The University of Arkansas is one of the few institutions with a strength and conditioning center built specifically for the needs of the Olympic sport student-athlete. The Sutton Strength and Conditioning Center is housed in the Bev Lewis Center in the heart of the Athletic Valley.

Construction began in December 2001 and the facility opened in April 2004. The 7,000 square foot strength and conditioning center features Olympic weights, plyometric training, aerobic equipment and selectorized weight machines all under in one room.

Todd Barbour oversees the Razorback women's basketball team in the weight room.



#NEVERYIELD

11

REVIEW

RECORDS

HISTORY

OPPONENT INFO/RECORDS

UNIVERSITY



THIS IS

LIGHTS, CAMERA, ACTION

REVIEW

DS

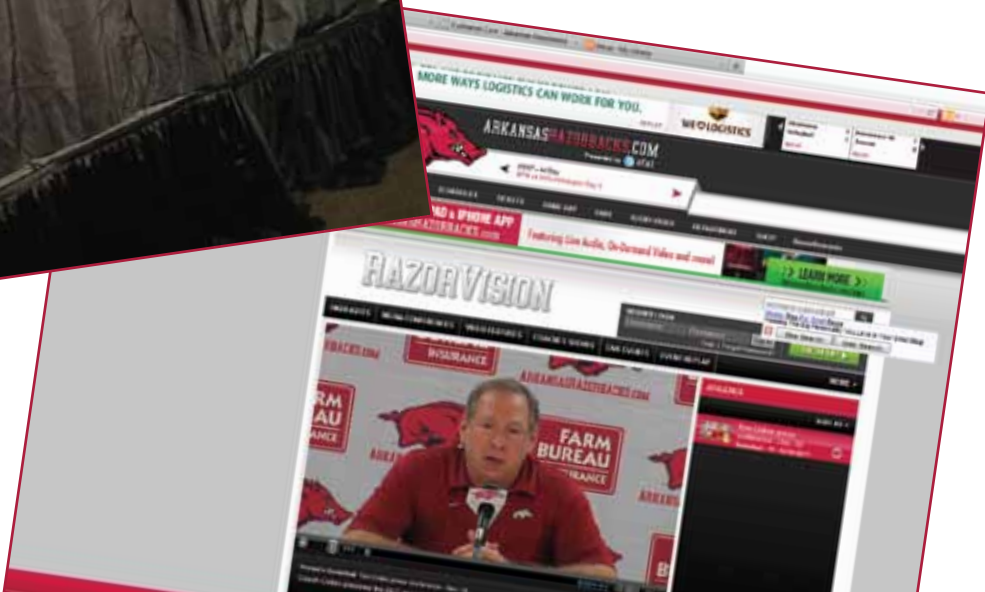
HISTORY

OPPONENT INFO/RECORDS

UNIVERSITY



The Razorback women's basketball team likes the big stage and has several games scheduled for television this year. Arkansas' television appearances include games on COX Sports, FOX Sports Network, the SEC Network and the ESPN family of networks. In addition, the Razorbacks take advantage of our own in-house production on RazorVision. Each home game is produced and broadcast on ArkansasRazorbacks.com and is available for a subscription fee. Log on and check it out today!





WATCH US

2013-14

| | | |
|-----------|-------------------|----------|
| Jan. 16 | at Georgia | CSS |
| Jan. 26 | at Kentucky | FSN |
| Jan. 30 | at Tennessee | FSN |
| Feb. 9 | at South Carolina | SECN |
| Feb. 23 | at LSU | CST |
| March 5-9 | at SEC Tour. | FSN/ESPN |

2012-13

| | | |
|---------------|----------|----------|
| Kansas | COX | W, 64-56 |
| Texas A&M | FSN | L, 51-63 |
| at Miss State | FSN | L, 44-47 |
| Missouri | COX | W, 61-40 |
| at Georgia | FSN | L, 34-66 |
| Tennessee | SECN | L, 54-60 |
| Florida (SEC) | FSN/ESPN | L, 59-64 |

2011-12

| | | |
|-------------------|------------|----------|
| Stephen F. Austin | CST | W, 61-46 |
| at Kentucky | UK/IMG/FSN | L, 72-84 |
| Tennessee | ESPNU | L, 38-69 |
| Auburn | FSN | W, 59-39 |
| at LSU | FSN | W, 72-52 |

| | | |
|----------------|-------|----------|
| at Auburn | ESPN2 | W, 51-48 |
| LSU | CST | L, 42-50 |
| at Tennessee | FSN | W, 72-71 |
| at S. Caroline | SECN | L, 47-53 |
| Ole Miss (SEC) | FSN | W, 67-47 |
| LSU (SEC) | FSN | L, 40-41 |

2010-11

| | | |
|---------------|--------|------------|
| #12 Oklahoma | COX | W, 67-57 |
| at FL | SUN | L, 53-64 |
| at Miss State | FSN | W, 61-56 |
| Georgia | CSS | L, 56-59 |
| #5 Tennessee | SEN | L, 53-72 |
| S. Carolina | ESPNUL | 62-64 (OT) |
| Auburn | ESPN2 | L, 59-64 |

| | | |
|---------------|-----|----------|
| at Ole Miss | COX | W, 56-53 |
| Florida (SEC) | FSN | L, 59-68 |

2009-10

| | | |
|------------------|-------|---------------|
| at Ala. | COX | W, 66-62 |
| at #5 Tennessee | FSN | L, 74-57 |
| at S. Carolina | ESPN2 | W, 72-68 |
| at #20 LSU | COX | L, 70-53 |
| at #24 GA | SEN | L, 69-48 |
| Vanderbilt (SEC) | FSN | L, 65-64 (OT) |

2008-09

| | | |
|---------------|---------|----------|
| Texas Tech | COX | L, 60-75 |
| at Kentucky | BBN | L, 63-72 |
| at Miss State | SEC/FSN | W, 65-62 |

| | | |
|----------------|----------|------------|
| at #20 VU | SEC/FSNL | 61-72 (OT) |
| at LSU | SEC/FSN | L, 53-68 |
| Ole Miss | COX | W, 70-59 |
| Ole Miss (SEC) | FSN | L, 60-65 |

2007-08

| | | |
|------------------|-----------|----------|
| Northwestern St. | COX | W, 59-43 |
| at Ole Miss | FSN | L, 55-63 |
| at Alabama | COX | W, 63-49 |
| Florida | SunSports | L, 74-92 |
| at #6 LSU | COX | L, 46-83 |
| AU (SEC) | FSN | L, 51-73 |

MEDIA TRAINING

The University of Arkansas and the Razorback Athletic Department provide its student-athletes and coaches with media training several times throughout their careers.

The goal of the training is to improve communication skills in front of the camera and in real-world situations such as job interviews.

The Razorbacks utilize several outside agencies as well as in-house training for its student-athletes and coaches in an on-campus setting.

Some of the techniques that are discussed include the nuances of print and electronic media, the importance of speaking clearly and how to better tell our story.

Student-athletes and coaches alike go through mock interviews and review their tapes in an effort to improve confidence and comfort when conducting actual interviews.

SOCIAL MEDIA (@RAZORBACKWBB AND ON FACEBOOK)

Included in the training for student-athletes and coaches is training in the use of social media. The Razorback Athletic Department uses a department-wide Facebook page and has a Twitter account to inform fans of the program about what's going on.

But equally important are the social media guidelines that are passed on to student-athletes and coaches. Social media is a great way to communicate, and the Razorbacks have designed a policy that helps student-athletes and coaches reach a new demographic of fans in the electronic age.

ARKANSASRAZORBACKS.COM

THE OFFICIAL WEBSITE OF THE ARKANSAS RAZORBACKS

-  NEWS & RESULTS
-  COACH & PLAYER BIOS
-  SCHEDULES
-  ROSTERS
-  LIVE GAME BLOGS



-  LIVE VIDEO
-  LIVE STATS
-  LIVE AUDIO
-  ON DEMAND VIDEO
-  FULL GAME VIDEO REPLAYS

VISIT

ARKANSASRAZORBACKS.COM

FOR THE LATEST NEWS, SCORES, SCHEDULES AND HIGHLIGHTS



GET GREAT PHOTOS, GIFTS AND MORE
ARKANSASRAZORBACKS.COM/PHOTOSTORE

DOWNLOAD MOBILE APPS
AT ARKANSASRAZORBACKS.COM/MOBILE



THIS IS

RAZORBACK HOOPS

You want basketball? We've got basketball.

Fans can follow the University of Arkansas women's basketball team on television, on radio and on the internet via a variety of platforms and broadcasts.

This year, the Razorback women's basketball team begins its 25th consecutive year of complete season broadcasts.

For the fifth year, the games air as a part of the Arkansas Sports Radio Network, a division of Razorback Sports Properties.

Alex Perlman joins the Razorbacks for his first season as the play-by-play announcer calling the action in 2013-14.

In addition to the radio broadcasts, fans can pull up to the tube and catch the Razorbacks in primetime for eight regular-season television broadcasts.

Arkansas' television schedule includes games broadcast on FSN (FS South, FS Southwest, SunSports), the SEC Network (over-the-air syndication), CSS (Comcast Sports Southeast) and the ESPN family of networks.

Yet another option for fans is the live streaming feature of RazorVision as a part of ArkansasRazorbacks.com. All home games and many road contests are available on-line for a small subscription fee. Log on to ArkansasRazorbacks.com and click on the RazorVision link for more information.



This year's affiliates include:
Fayetteville KQSM-FM (92.1)
Fort Smith KFPW-FM (94.5)

Fort Smith KFPW-AM (1230)
Rogers KURM-AM (790)

REVIEW

RECORDS

HISTORY

OPPONENT INFO/RECORDS

UNIVERSITY



SHAMEKA CHRISTON

THIS IS

THE NEXT LEVEL

The Razorbacks have contributed to the WNBA ranks with four players who have made the rosters. A fifth was invited to try out but did not make the opening day roster. A sixth player, C'eira Ricketts, was the 24th overall pick in the 2012 draft but did not make the roster.

Ricketts went on to play overseas for the Flying Foxes in Austria. Teammates Lyndsay Harris and Ashley Daniels also went overseas in 2012-13. Harris plays in Spain and Daniels in Portugal.

The most notable player is Shameka Christon. Christon is the most successful Arkansas women's basketball player in the WNBA.

The former SEC Player of the Year and SEC Legend remains the highest drafted women's basketball player in Arkansas history when she

was taken fifth overall in the first round by the New York Liberty.

Playing in 33 of 34 regular-season games as a contributor from the bench, Christon helped the Liberty to a second-place finish in the Eastern Division in 2004 and was selected to the All-Star team in 2009 when she led the Liberty with 16.1 ppg and 31.7 minutes-per-game.

Christon was traded to the Chicago Sky for the 2010 season averaging 8.5 ppg and 2.4 rpg and apg.

In the past seasons, Arkansas has sent 12 of its star players into the professional ranks, with four of the most notable standouts helping their teams reach the WNBA playoffs during their rookie seasons.


Lauren Ervin joined her team in 2009. The Connecticut Sun drafted Ervin in the third

round of the 2008 WNBA Draft even though the double-double post threat could not play the 2008 season due to a college career ending ACL injury.

Wendi Willits came home in 2001 with a World Championship ring as a member of the Los Angeles Sparks. Willits became the second Razorback to make a WNBA regular-season roster. Signed by the Sparks as a free agent, Willits survived the preseason games and graduation to make the opening day roster for L.A.

It was ironic that Willits' Sparks knocked off her former Arkansas' teammate's old WNBA team.

In 1998, Christy Smith became the first Razorback women's basketball player to go to the WNBA. She was the only WNBA player to go from the 1998 Women's Final Four to the 1998 WNBA Playoffs.



CHRISTY SMITH AND WENDI WILLITS

Rookie Impact

All three of Arkansas' former standouts who made WNBA rosters have helped their teams into the WNBA Playoffs during their rookie seasons. Shameka Christon was part of the turnaround in New York as the Liberty made the WNBA Playoffs in 2004 and Christon was named to the WNBA Rookie Team. Christy Smith went from Final Four to WNBA Playoffs in the same year while Wendi Willits was a member of the LA Sparks' first WNBA Championship.

Her pro career in 1998 resembled her college days at Arkansas. Drafted 17th overall as the second-round pick of the Sting, Smith started the first 13 games of the WNBA season. Her rookie season looked promising until a broken right pinkie sidelined her for six games. She came back to start the season finale for the Sting and played in the Stings' playoff series with eventual WNBA champion Houston.

In 2002, there were four former Arkansas players in WNBA camps. Joining Willits were three free agents, Amy Wright with the Detroit Shock and Karyn Karlin and Shaka Massey with the Miami Sol.

After the 2003 season, Dana Cherry joined Arkansas' WNBA draft list. While union negotiations prevented a draft camp, Cherry impressed the scouts dur-

ing her senior season to become the 23rd player taken in the 2003 draft, selected by the Charlotte Sting.

Cherry's teammate India Lewis took her three-point shooting skills to The Netherlands to play for BV Laby in Amsterdam in 2003 and 2004. Brittney Vaughn earned a spot on the Minnesota Lynx training camp roster and played in exhibition contests in 2008.

Arkansas isn't limited to the WNBA. Karyn Karlin had the chance to play with three pro teams in the year prior to her 2002 training camp appearance with the Sol -- the Finnish league before being picked up by Calais in the French league then on to the Birmingham Power of the National Women's Basketball League.



LAUREN ERVIN

Celia Anderson signed to play with the Alexander the Great team based in Thessaloniki. Despite being the shortest American post in the league, Anderson led the Greek pro circuit in rebounding during the 2002 season. She has returned to Arkansas to pursue a master's degree.

Another member of the Final Four team, Treva Christensen saw action in the Finnish league in 2002 for the Insolo team.

Former Kodak All-American Delmonica DeHorney played for Japan Air Lines for a season after she led the Razorbacks to the NCAA West Regional Finals in 1990 and the Sweet 16 in 1991. DeHorney also played pro ball briefly in France.

Smith was the second Razorback to participate in the WNBA predraft camp. Her former teammate, Kimberly Wilson, worked



BRITTNEY VAUGHN

out during the first-ever predraft camp in 1997. Smith also holds the distinction of being the second Lady'Back drafted by an American pro league. Cheryl Orcholski was drafted by the Columbus Minks of the old Women's Basketball Association.

ANOTHER CONNECTION

In 2009, the WNBA announced an expansion team that would be located in Tulsa, Okla., and shortly after, the league announced former Razorback men's head coach Nolan Richardson would be the team's first head coach.

Richardson and the Tulsa Shock played to a 6-28 inaugural season record. Richardson also added former Razorback men's assistant coach Wayne Stehlik to the bench as an assistant.

RAZORBACKS IN THE PROS

| | | | | | |
|------------------------|---|--------------------------|--|-----------------------|--|
| Celia Anderson..... | Alexander the Great (Greece), 2001 | Ashley Daniels | Gdessa/Darreiro FLIGA (Portugal) | Cheryl Orcholski..... | Columbus Minks (WBA), 1984 [40th pick of 1984 draft] |
| Lonniya Bragg..... | Atlanta Flame (WBCBL), 2006/MVP, 2006 Sundsvall Saints (Sweden), 2008 | Delmonica DeHorney | Japan Air Lines, 1991 | C'eira Ricketts..... | Phoenix Murcery (WNBA), 24th pick overall; 2nd rd. |
| Dana Cherry..... | Charlotte Sting (WNBA) 23rd pick overall; 2nd round, 2003 draft | Lauren Ervin..... | Connecticut Sun (WNBA), 2008-09 (37th pick overall, 3rd rd, 2008 draft) Sundsvall Saints (Sweden) 2009 | Christy Smith..... | Charlotte Sting (WNBA), 1998 & 1999 (17th pick overall; 2nd rd, 1998 draft) |
| Treva Christensen..... | Insolo (Finland), 2002 | Lyndsay Harris..... | Hondarriua-Irun (Spain) | Brittney Vaughn..... | Minnesota Lynx (WNBA), 2008 Visby (Sweden), 2008-09 |
| Shameka Christon..... | New York Liberty (WNBA), 2004-2009 Chicago Sky (2010-present) 5th pick overall; 1st rd, 2004 WNBA draft; All-Star Team, 2009 Rivas Futura (Spain) 2006 Elizur Ramla (Israel D. I), 2004-05 Hondarriua-Irun (Spain), 2008 Orenburg (Russia), 2009 | Karyn Karlin..... | Birmingham Power (ABL), 2002 Miami Sol (WNBA), 2002 camp BC Nokia (Finland), 2001 Calais (France), 2001 | Rochelle Vaughn | Dallas Lady Diesel (WBCBL), 2006 Russia, 2008-09 |
| | | India Lewis | BL Levy (Holland), 2004 | Wendi Willits..... | Los Angeles Sparks (WNBA), 2001 (Free agent) |
| | | Shaka Massey | Charlotte Sting (WNBA), 2000 (59th pick overall; 4th rd, 2000 draft) | Amy Wright | Detroit Shock (WNBA), 2002 camp |



THIS IS

BUD WALTON ARENA

Arkansas begins its 21st season in Bud Walton Arena – The Basketball Palace of Mid-America.

When Arkansas joined the Southeastern Conference in August of 1990, then Razorback Men's Athletic Director Frank Broyles knew the athletic facilities had to be upgraded to contend in America's most nationally competitive league.

His attention turned immediately to basketball. The men's basketball team had been very successful, coming off a Final Four trip earlier that year, but they, along with the women's team, played in 9,000-seat Barnhill Arena. One day, Bud Walton, co-founder of Walmart, visited Broyles and asked him what Arkansas needed most to be competitive in the SEC.

Broyles mentioned the need for additional basketball seats and was asked by Walton what a new arena would cost. The figure \$30 million was discussed and Walton offered to pay half. From that visit, fabulous Bud Walton Arena was born.

Ground breaking to grand opening was accomplished in a remarkable 18 months. The Razorbacks played in Bud Walton for the first time in November of 1993. Everything went perfectly during the first full year. Not only did Arkansas men's team sell out the arena, the Razorbacks were unbeaten in their new home (16-0) and won the 1994 national championship.

Bud Walton Arena houses a deluxe museum on the ground level

that includes a tribute to Arkansas' 1994 NCAA Men's Championship and multiple Final Four appearances by both programs as well as the history of Razorback basketball, track and field, baseball, tennis and golf. Eye-catching displays on the concourse level salute recent Razorback highlights.

The 2004 season marked the debut of a new custom scoreboard in the shape of a basketball hoop. The board, 24 feet, three inches wide by 22 feet tall, features four video screens, each 12 feet, six inches wide by eight feet, 10 inches tall. An LED ring at the top is used to display game statistics.

Enhancements prior to the 2009 season included the addition of



BUD WALTON FACTS

Opened..... 1993
 Capacity 19,200
 First Women's Game80-68 win
 DePaul, Dec. 8, 1993
 Record at Bud 372-117 (20)
 Collen at Bud 72-20 (6)
 Biggest Women's Crowd 14,163
 67-64 win over Wisconsin
 March 23, 1999 (WNIT title)
 Most Points in a Game..... 110
 vs. Providence, Nov. 16, 1998
 NicknameThe Basketball
 Palace of Mid-America
 Scoreboard.....22 Feet Tall
 Four video boards 12'6"x 8'10"
 Named.....For James "Bud" Walton
 co-founder of Walmart
 Did you know...When Bud Walton
 was built, it had more seats in
 less space than any other facility
 of the same type in the world.

ARKANSAS HOOPS

ITALY

STAFF

RAZORBACKS

REVIEW

courtside seating, electronic signage at the scorer's table, new retractable seats in the lower level, electronic ribbon boards along the bottom of the upper deck, replacing the Razorback on the court with the classic Razorback logo and opening up the student section by converting it from chairback seats to benches.

Eight suites were added prior to the 2008 season, raising the total to 47.

Changes to the facility took place again for the 2011-12 season, most noticeably, a new paint scheme on the court along with some behind-the-scenes updates.

As captivating as the displays, museum and championship banners are hanging from the arena floor's ceiling, the aspect of the facility demanding the most attention is spirit. Every game still produces an NCAA Tournament-type atmosphere with the exception of the crowd, which

is anything but neutral. According to Rosser International in Atlanta, when the arena was built, there were more seats in less space than in any such facility in the world.

It's no wonder the noise level can be absolutely ear-splitting.

From pre-game to post-game, Bud Walton Arena is perfectly choreographed with the band, spirit groups, lighting system, public address, scoreboard and team. Each game at Walton is a rich experience leaving Razorback fans hungry for more.

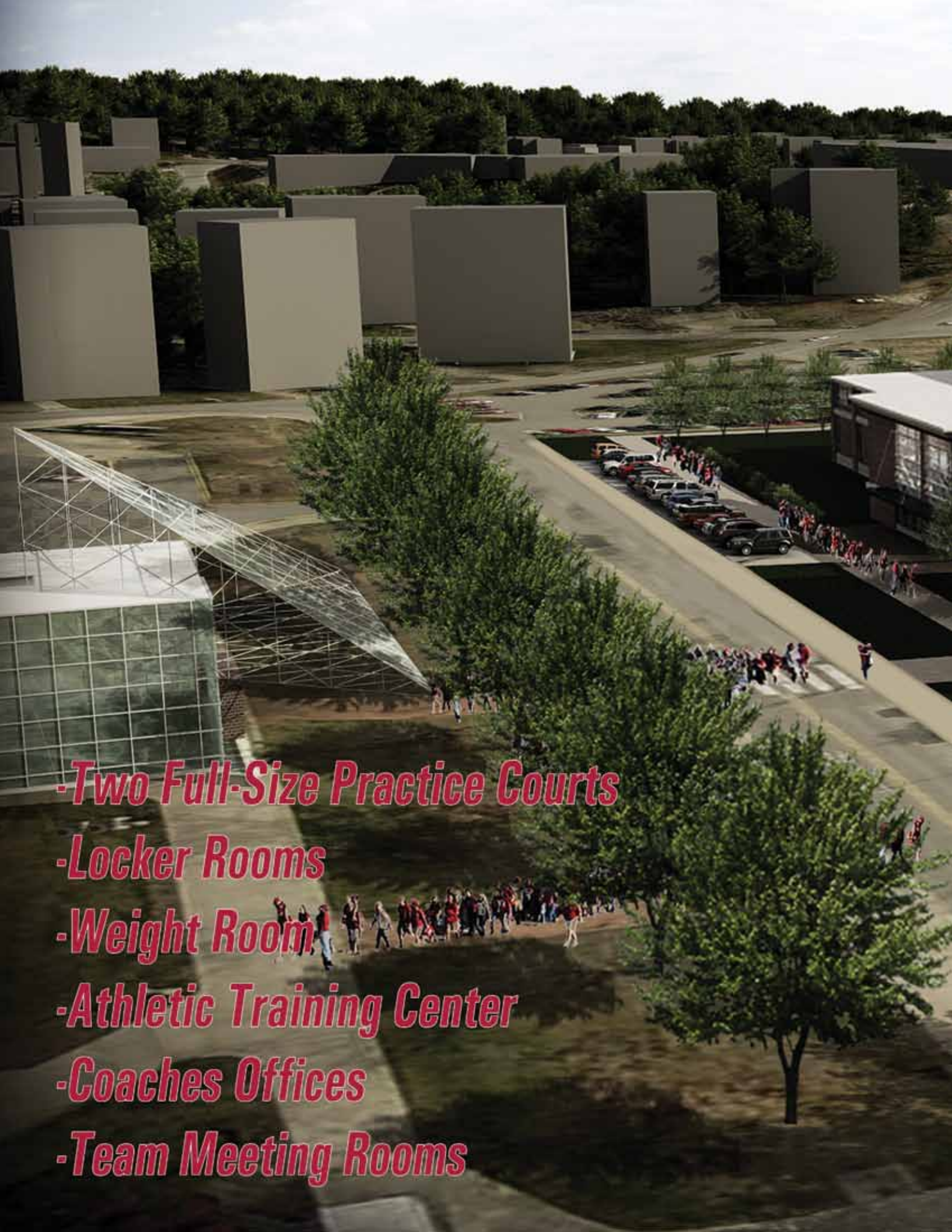


RECORDS

HISTORY

OPPONENT INFO/RECORDS

UNIVERSITY



- Two Full-Size Practice Courts*
- Locker Rooms*
- Weight Room*
- Athletic Training Center*
- Coaches Offices*
- Team Meeting Rooms*

FUTURE RAZORBACK BASKETBALL FACILITY





THIS IS

OUR HOME AWAY FROM HOME



22

#NEVERYIELD

RECORD

HISTORY

OPPONENT INFO/RECORDS

UNIVERSITY



#NEVERYIELD



REVIEW

RECORDS

HISTORY

OPONENT INFO/RECORDS

UNIVERSITY

THIS IS

A MASCOT LIKE NO OTHER



The wild hogs known as razorbacks native to the Arkansas wilderness bear no resemblance to the typical barnyard pig of today. The untamed razorback hog was a lean, feral animal that was ill-tempered. It fought and defeated anything that crossed its path, man or beast. Turn of the 20th century outdoor magazines lauded the razorback as “the most intelligent of all the hogs and is likewise the most courageous. . . . He has a clear, farseeing eye.”

Except for the rare sighting in the Australian Outback, the Razorback only exists today in the form of Arkansas’ players and fans. A Russian boar, which closely resembles the wild hog of Hugo Bezdek’s day, currently serves as the official live mascot.

Tusk IV is cared for by the Stokes family of Dardanelle, Ark., and travels to home games and special events for the Razorbacks. Tusk IV is supported by the legacy program known as the Tusk Fund, and fans can participate by sending their support care of the Razorback Foundation, Inc. Tusk III made his debut in 2010 after the unexpected passing of his brother, Tusk II, following Arkansas’ AutoZone Liberty Bowl win over ECU in January, 2010.

Tusk IV began making appearances in the spring of 2011 and assumes a full schedule of duties for the 2011-12 season.

While yearbook references as early as 1914 of a hog on the sideline at football games, a formal live mascot prior

to the Tusk line dates back to the 1960s with a series of hogs that represented Arkansas. In addition to appearances at games, they have gained a reputation for fierce behavior.

Big Red III escaped from an exhibit near Eureka Springs in the summer of 1977 and ravaged the countryside before being gunned down by an irate farmer. Another live mascot, Ragnar, was a wild hog captured in south Arkansas by Leola farmer Bill Robinson. Before Ragnar’s spree was done, the mighty animal had killed a coyote, a 450-pound domestic pig and seven rattlesnakes. Ragnar died in 1978 of unknown causes.

ARKANSAS

COACHES AND STAFF



2013 | WOMEN'S BASKETBALL | 2014



ABOUT TOM COLLEN

When Tom Collen answered the call to return to the University of Arkansas, he knew he was coming home.

The seventh head coach in Razorback history, Collen served as the first assistant head coach during the mid-1990s. His recruiting work led to one of the greatest moments in Arkansas history – the 1998 Final Four.

His recruits were the key to a golden age of women's basketball at Arkansas in the mid-to-late 1990s. It would be the same process in the 21st century, and Collen got to work immediately.

The fall signees for the Class of 2008 put the Razorbacks among the top 25 in recruiting.

By January 2008, Collen had the current Razorbacks in The Associated Press Top 25. That made Collen only the ninth coach in women's college basketball history to take three different programs into the AP rankings, and he had done it in only 10 seasons.

Collen has kept his foot on the gas and enters the 2013-14 season with the 20th-ranked recruiting class by ESPNW.com.

In his six seasons with the Razorbacks, Collen has coached seven all-Southeastern Conference selections including SEC Co-Freshman of the Year C'eira Ricketts, the SEC's Sixth Player of the Year Charity Ford and the Co-Sixth Player of the Year Sarah Watkins.

His Arkansas teams have produced one WNBA draft selection, 10 All-SEC selections, six league community service team picks, several SEC Players of the Week and made four postseason appearances.

In a recent season with the Razorbacks, Collen guided the team to several "firsts" and program bests. The 2011-12 edition of the team re-

TOM COLLEN

Hometown: Lancaster, Ohio

College: Bowling Green State, 1977
Miami (Ohio), 1983

Family: Wife, Nicki;

Kids: Reese, Connor, Logan



COACHING HISTORY

| | |
|----------------|--------------|
| Colorado State | 1997-2002 |
| Louisville | 2003-2007 |
| Arkansas | 2007-Present |

COACHING HONORS

- 2012 SEC Coach of the Year
- 13 postseason appearances
- Three consecutive 20+ win seasons

COLLEN BY THE NUMBERS

- 14 Winning Seasons
- Top Two Winning Streaks in Arkansas history
- More than 300 career wins
- Led Arkansas to NCAA Second Round in 2012
- Four postseason appearances in six years at Arkansas

TOM COLLEN

SEVENTH SEASON AT ARKANSAS

turned to the NCAA Tournament reaching the second round before a very close, two-point loss sent Arkansas home. Collen guided the Razorbacks to a program-best eight consecutive SEC wins, a 10-win season and a tie for fourth place in the final standings. He was voted as the SEC Coach of the Year, the first ever Arkansas woman's coach and just the second Razorback basketball coach ever selected. Collen went on to the national ballot for NCAA Coach of the Year.

Collen's road home to Arkansas started in the Blue Grass state.

Settled in at Louisville and putting the Cardinals in the top 25 and the NCAA second round, Collen earned his 200th career victory that season and seemed ready to move UL into the Big East elite.

Then, the phone rang and Collen came home.

"Some of my fondest memories both as a person and as a coach are from my time in Fayetteville," Collen said. "I have always felt that Arkansas has the potential to excel at the national level. We proved that during my tenure here as the recruiting coordinator that resulted in an appearance at the Final Four."

GOIN' TO THE SHOW

Collen jumped back into the Arkansas basketball scene, wasting no time in returning the Razorbacks to the postseason. In his first six seasons at Arkansas, the Razorbacks have made four postseason runs with one trip into the second round of the NCAA Tournament when Collen lost to defending national champion Texas A&M on the Aggies' home floor by just one basket.

He guided the Razorbacks to the semifinals of the WNIT Tournament in 2010-11 falling to Illinois State on the Redbirds' home court after playing three of the four postseason games on the road.

PUTTING A FENCE AROUND ARKANSAS

Every coach knows it is important to keep your home state players home and Tom Collen has done just that. After inheriting six in-state players in the 2007-08 season, Collen has had at least two players from Arkansas and as many as six from the state on the roster each season.


"Getting the best players in the state of Arkansas to want to stay home and be Razorbacks is important to me and my staff," he said. "In state players grow up passionate about the Razorbacks and we want those players to come to the University of Arkansas and earn their degrees while having the opportunity to represent themselves, their University and their state on one of the biggest stages for our sport, the SEC."

Collen scored a big get signing Fayetteville native Calli Berna for the 2011-12 season. Berna and her high school program dominated area play and she carried that success and winning

attitude on to the court for Collen. Berna earned Southeastern Conference All-Freshman team honors in 2012 and set the single season assists record last year while often playing 40 minutes - or more - in a game.

That rich tradition of getting the high profile players continues for Collen in 2012-13 with the addition of Jessica Jackson of Jacksonville, Ark.

As a senior, Jackson led the Red Devils to a 26-4 record and a 12-0 mark in league play culminating in the 5A state title. Jackson averaged 22 points, 15 rebounds and two blocks as a





senior. Some of Jackson's recent honors include being named the MVP of the state championship game, all-state and all-conference honors and earning WBCA All-America honors.

"We have been very patient with Jess's recruitment," Collen said. "Every program in the country wanted her so it's very significant that she decided to stay home and become a Razorback. This is a young lady that could play any position on the floor if we ask her. She is the true definition of a point forward. She has guard skills in a post player's body."

"The last time an in-state player of her caliber stayed home was Shameka Christon, and Arkansas was in the NCAA Tournament three consecutive years. Jess has the ability to have the same type of impact and more," Collen said.

100 RAZORBACK WINS

Head coach Tom Collen reached his 100th win at Arkansas against Pepperdine becoming the third coach in program history to do so joining Gary Blair (198-120,

10 years) and John Sutherland (174-88, 9 years).

GETTING IT DONE IN THE CLASSROOM

Academics are the reason that Razorback women's basketball players attend the University. Collen had coached six student-athletes to a selection on the SEC's Academic Honor Roll and has had numerous selections on the department honor roll as well.

In the most recent semester (Spring 2013), Collen's Razorbacks had one student-athlete on the Department Honor Roll (3.0-3.49), four on the Athletic Director's List (3.50-3.99) and one Academic Champion (4.0).

GIVING BACK TO THE COMMUNITY

Community service has always been important at Arkansas and Collen has made sure that spirit of giving back continues under his tenure. Collen has coached six selections to the Southeastern Conference Community Service team.

They include Sarah Pfeifer (2008), Charity Ford (2009), Ashlea Williams (2010), Ashley Daniels (2011), Julie Inman (2012) and Erin Gatling (2013).

20 OR MORE

Coaches often look for the 20-win plateau as a measuring stick for a possible trip to the postseason. If Collen were to look over his career at Arkansas, he would see three consecutive 20-win seasons, that include three postseason appearances.

Arkansas coaches have 19 20-win seasons in program history. Collen joins Matilda Willis, John Sutherland and Gary Blair as the only coaches to have three consecutive 20-win seasons with the Razorbacks. Collen's 24-win season in 2011-12 is the fourth-best win total from any coach in Arkansas history.

STATISTICALLY SPEAKING

Arkansas was well represented in the NCAA statistics in 2012-13. The Razor-

backs checked in at No. 44 in the country in assist/turnover ratio, No. 49 in turnover margin and No. 47 field goal percentage defense, No. 46 in three point field goal defense, and No. 47 in assists per game. Arkansas is No. 43 in scoring margin.

Calli Berna ranked ninth in the nation last season in assist/turnover ratio, finishing with a 2.42 mark. She was No. 16 in the country in assists per game with 6.3 and ranks No. 181 in steals per game (2.1). Sarah Watkins ranked 118th in free throw percentage (78.3) and No. 165 in blocks per game (1.21).

FRIENDLY CONFINES OF BUD WALTON ARENA

Arkansas is 213-82 in 20 seasons in Bud Walton Arena including a 12-6 mark last year. Arkansas has had 19 winning seasons at Bud including 14 seasons with double figure wins. Arkansas has had 14 wins in a single season at Bud twice, including the team's 14-2 mark last year. The Razorbacks set a record with a 15-4 mark in Bud Walton during the 1998-99 season.

NON-CONFERENCE GAMES

The Razorbacks had won 31 consecutive non-conference games in Bud Walton Arena before the loss to Tulane in the second round of the WNIT. Arkansas is 45-2 in non-conference games under Tom Colen (losses to Missouri, Dec. 2007; Tulane, March 2013).

2013-14 RECRUITING CLASS RANKED

Colen and the Razorbacks signed a solid group of five incoming players for the 2013-14 season and that class was ranked No. 20 by espnW HoopGurlz this spring. With No. 17 Jessica Jackson signing in the spring, the Razorbacks have what the ranking committee called "a potential game-changing player" for next season. The site also noted "if she (Jackson) plays both inside and out, she'll be a player that few in the SEC can match up with." The class also features three-star guards McKenzie Adams and Kelsey Brooks as well as Bria Pitts and Khadijah West. Jackson is considered a five-star recruit with three other signees, Adams, West and Brooks, earning three stars in the ranking system.

Colen's 2008 Razorback recruiting class was ranked in the top 25.

PRIOR TO ARKANSAS

Colen served as the recruiting coordinator for four seasons at Arkansas from 1993 until departing to become the head coach at Colorado State in 1997.

"I know the keys to success in building this program to new heights. I know we need to keep the best players in the state, and I will do everything in my power to make that happen," Colen said.

In his final two seasons with Arkansas, Colen was promoted to assistant head coach for the Razorbacks.

"I developed great working relationships with many of the people here and those friendships proved to be very important in the decision to return to Arkansas," Colen said.

The national coach of the year in 1999, Colen is one of the top women's coaches in the game today by any measure. Along with his career percentage rankings, Colen won his 200th game in 2006-07, and in doing so put him on yet



HEAD COACHING CAREER

Colorado State | **Five Seasons (1997-2002)** | **129-33 (.796)**

After his five years with the Rams, Collen ranked third in the nation in winning percentage among active coaches.

- ✓ Set school records for most wins in a single season (33)
- ✓ Best NCAA finish (Sweet 16 in 1999)
- ✓ Highest national ranking (4th)
- ✓ National Coach of the Year, 1999

Women's Basketball News Service
Women's Basketball Journal

- ✓ Western Athletic Conference Coach of the Year, 1999
- ✓ WBCA District VII Coach of the Year, 1999
- ✓ Kodak All-American and Three-time MVC Player of the Year
Becky Hammon

| | |
|-----------|---|
| 1997-98 | 24-6/11-3 (NCAA second round) |
| 1998-99 | 33-3/14-0 (NCAA Sweet 16) WAC Regular Season Champion |
| 1999-2000 | 23-10/9-5 (WNIT semifinals) |
| 2000-01 | 25-7/10-4 (NCAA second round) Mountain West Tournament Champions |
| 2001-02 | 24-7/12-2 (NCAA first round) Mountain West Regular Season Champion |

Louisville | **Four Seasons (2003-2007)** | **88-37 (.704)**

First resurrected the Louisville program from an 11th-place finish in Conference USA the year prior to his arrival into a 20-win, post-season team. Proceeded to soar the Cardinals to heights previously unheard of at UL.

- ✓ Set the school record for most wins in a single season (27)
- ✓ First ever national ranking in AP and USATODAY
- ✓ School record for home win streak and consecutive wins
- ✓ Recruited/coached the Big East Player of the Year in 2007
- ✓ Kodak All-American in 2007
Angel McCoughtry
- ✓ Only the second coach in UL history to earn three straight NCAA bids
- ✓ Fastest run to 20 wins in Louisville history

| | |
|---------|-------------------------------|
| 2003-04 | 20-10/11-3 (WNIT first round) |
| 2004-05 | 22-9/11-3 (NCAA first round) |
| 2005-06 | 19-10/10-6 (NCAA first round) |
| 2006-07 | 27-8/10-6 (NCAA second round) |

Arkansas | **Six Seasons (2007-present)** | **113-79 (.589)**

Returned to Arkansas as head coach, and had an immediate impact with a top 25 recruiting class. His first Razorback team broke the school record for consecutive wins with a 15-0 start and AP ranking

before season-ending injuries took the roster down to nine scholarship players.

- ✓ Seven players selected to SEC postseason honors
- ✓ C'eira Ricketts earned Associated Press All-America honors
- ✓ Ricketts earned a gold medal with the U19 World Championship team in 2009
- ✓ Reached NCAA Tournament Second Round in 2012
- ✓ C'eira Ricketts drafted 24th overall in 2012 WNBA
- ✓ Four postseason appearances in six seasons

| | |
|---------|---------------------------------|
| 2007-08 | 17-13/2-12 |
| 2008-09 | 18-14/6-8 (WNIT 2nd Round) |
| 2009-10 | 12-18/4-12 |
| 2010-11 | 22-12/6-10 (WNIT Quarterfinals) |
| 2011-12 | 24-9/10-6 (NCAA Second Round) |
| 2012-13 | 20-13/6-10 (WNIT Second Round) |

TOTALS

| | |
|-------------------|----------------|
| at Colorado State | 129-33 |
| at Louisville | 88-37 |
| at Arkansas | 113-79 |
| 15 Seasons | 330-149 (.689) |

another list of coaching greats -- the fastest to 200 wins.

His 2006-07 Louisville team made history for the Cardinals by achieving the first national ranking in school history. Behind the presence of Big East Player of the Year Angel McCoughtry, only the second player in Big East history to lead the league in scoring and rebounding, Collen's Cardinals closed the season with a school-record 27 wins and came within minutes of reaching the Sweet 16 for the first time ever.

In his first decade as a head coach, his teams have nine post season appearances and racked up eight 20-win seasons.

In fact, across the span of his entire 31-year women's basketball coaching career -- head coach, assistant head coach or assistant coach -- Collen has had 30 winning seasons.

During his career as an assistant and head coach in Division I, Collen's recruiting has been singled out as among the best in the nation.

One of the most sought-after assistant coaches in America during his early career, he recruited the athletes that put Purdue and Arkansas into their first Final Four appearances. During his 14 seasons as a full-time assistant with Utah, Purdue and Arkansas, Collen produced 10 recruiting classes that ranked top 20 in the nation.

His final class at Utah ranked 19th, starting an eight-year run in the top 20 for the up-and-coming recruiter. Collen's seven-year tenure at Purdue resulted in seven consecutive recruiting classes ranked in the



Nicki and Tom Collen pose with a Razorback statue in Florence, Italy, on a training trip this fall.

ASSISTANT COACHING CAREER

Miami (Ohio) || Two Seasons (1981-83) || 45-15

- ✓ Two seasons assisting while working on his masters
- ✓ AIAW Tournament Appearance
- ✓ Two Mid-America Conference titles

| | | |
|---------|------|---------------|
| 1981-82 | 24-9 | AIAW Sweet 16 |
| 1982-83 | 21-6 | |

Utah || Three Seasons (1983-86) || 56-34

- ✓ The 1985-86 recruiting class ranked 19th in the nation

| | | |
|---------|-------|-----------------|
| 1983-84 | 19-12 | NWIT Tournament |
| 1984-85 | 16-14 | |
| 1985-86 | 21-8 | NCAA Tournament |

Purdue || Seven Seasons (1986-93) || 151-53

- ✓ Recruits reach 1994 Final Four
- ✓ 1988 NWIT Runner-up
- ✓ Five consecutive 20-win seasons
- ✓ Four straight NCAA bids, two Sweet 16 finishes
- ✓ All seven recruiting classes ranked in top 20
- ✓ Top class in the nation in 1989
- ✓ Five top 10 recruiting classes

| | | |
|---------|-------|-----------------------------|
| 1986-87 | 18-9 | |
| 1987-88 | 21-10 | NWIT runner-up |
| 1988-89 | 24-6 | NCAA second round (AP 15th) |
| 1989-90 | 23-7 | NCAA Sweet 16 (AP 15th) |
| 1990-91 | 26-3 | NCAA second round (AP 5th) |
| 1991-92 | 23-7 | NCAA Sweet 16 (AP 11th) |
| 1992-93 | 16-11 | |

****1993-94 team went 29-5 as Big Ten champions and 1994 Final Four**

Arkansas || Four Seasons (1993-97) || 77-44

- ✓ Recruits reach 1998 Final Four
- ✓ Three straight post-season appearances
- ✓ Final two recruiting classes ranked top 20
- ✓ 1996 recruiting class highest ranked in UA history (5th)
- ✓ Defensive coordinator from 1993
- ✓ Assistant Head Coach for final two seasons

| | | |
|---------|-------|-------------------------------------|
| 1993-94 | 15-14 | |
| 1994-95 | 23-7 | NCAA second round |
| 1995-96 | 21-13 | Preseason WNIT runner-up & NWIT 4th |
| 1996-97 | 18-10 | |

****1997-98 team went 22-11 to reach 1998 Final Four**

TOTALS

| | |
|-----------------|----------------|
| at Miami (Ohio) | 45-15 |
| at Utah | 56-34 |
| at Purdue | 151-53 |
| at Arkansas | 77-44 |
| 16 seasons | 329-146 (.693) |



#NEVERYIELD

top 20, including the top class in the nation in 1989. At Arkansas, his final two recruiting classes were ranked top 20 with the 1996 class achieving the highest ranking in school history at fifth.

Perhaps the most recognized recruit in Collen's Arkansas career was future University hall of fame point guard Christy Smith who led the Razorbacks to the 1998 Final Four. However, the recruiting classes during his four years as Arkansas' recruiting coordinator included Parade All-Americans like Tennille Adams, 1998 NCAA West Regional MVP Sytia Messer and the second all-time three-point shooter in SEC history Wendi Willits. On the court, Collen's defensive mastery turned Arkansas into a 20-game winner after one season. The Razorbacks posted two post-season appearances during his four years.

Departing Arkansas after the 1997 season to take over the Colorado State program, he turned the Rams into champions in his first season. The Rams took the Western Athletic Conference regular season title winning 24 games and advancing to the NCAA second round.

The next season, CSU ran the table in the WAC with a school-record 33-3 mark to advance to the NCAA Sweet 16 for the first and only time in school history. Led by Ram superstar Becky Hammon and fellow All-American Katie Cronin, Collen's second year team put Colorado State on the map and earned conference, regional and national coach of the year honors for Collen.

While the accolades came for the 1999 team, Collen earned them again the following year as he guided the Rams to another 20-win season in 2000.

Rebuilding without Hammon and company, CSU reached the post season and advanced three games into the Women's NIT before losing in the semifinals.

With a new foundation recruited to Fort Collins, Colorado State returned to the NCAA Tournament in 2001 and 2002. Changing conferences in 2001, the Rams took the Mountain West tournament title in 2001 and the MVC regular season title in 2002.

After the 2002 season, Collen appeared bound for the SEC at Vanderbilt, but the Commodores withdrew their offer after mistakenly interpreting the veteran coach's academic record from his graduate work at Miami of Ohio. Taking a year off from coaching in 2002-03, Collen was vindicated by the registrar's office at Miami.

The next year, Collen took over the Cardinals and had the same immediate impact experienced at Colorado State. With a single returning starter, Collen led Louisville to a 20-win season and the first appearance in the Conference USA tournament semifinals since 1999. His coaching turned Sara Nord into an All-America candidate that led the Cardinals into the post season.

In his second year, Collen had UL leading C-USA before losing one of his starting forwards, Missy Taylor, to a torn meniscus. Turning to one of his freshmen recruits, Yuliya Tokova, Collen rebuilt the Cardinals who finished the season with a powerful surge to reach the C-USA finals for the first time since 1998. In the title game, UL took its second hit with a torn ACL to Tokova, yet the Cardinal closed the year at 22-9 and in the NCAA tournament for the first time since 2001.

His time at Louisville first produced three all-freshmen team members three straight seasons with Jazz Covington, Yuliya Tokova and Angel McCoughtry, then all-conference honors peaking in 2007 with McCoughtry's selection as the Big East Player of the Year. Covington became the first Wade Trophy watch list member in Cardinal history.

The native of Lancaster, Ohio, graduated from Bowling Green State University in 1977 with his bachelor's in physical education. He completed his master's in recreational education and in health education at Miami of Ohio in 1983 while serving two seasons as the Red Hawks' graduate assistant coach.

TIME FOR FAMILY

Collen and wife Nicki have twins, daughter Reese and son Connor, and a younger daughter, Logan.



NICKI COLLEN

ASSISTANT COACH | | THIRD SEASON

Nicki Colleen made her return to coaching July 1, 2011, joining husband Tom Colleen as an assistant for the Razorbacks.

Nicki stepped away from coaching to start a family but stepped in at Arkansas during a time that the Razorbacks are rich with guard-driven talent – her area of expertise. Nicki focuses on the continued development of Arkansas guards as well as serving as the defensive coordinator for the Razorbacks.

Arkansas' guard pool includes junior Calli Berna and sophomore Dominique Wilson who led the team and ranked among the SEC and NCAA leaders last season.

In her first season on the bench for the Razorbacks, Nicki helped the team rank eighth in the nation in scoring defense holding opponents to just 52.4 ppg. That mark ranked second in the SEC and the Razorbacks ranked second in three-point field goal defense and defensive rebounding percentage.

In 2012-13, Nicki had the Razorbacks holding opponents to just 56.9 ppg, ranking third in the Southeastern Conference and 66th in the nation last season. Arkansas' three-point field goal defense ranked fourth in the SEC and 46th in the country as the Razorbacks allowed just 27.7 ppg while the field goal percentage defense ranked second in the SEC and 47th in the NCAA with a 36.1 ppg average.

The Razorback guards got the job done and took care of the ball in 2012-13 as well. The Razorbacks ranked fourth in the SEC and 47th in the country in assists per game with a 15.0 average and Arkansas is fifth in the league in steals, third in the league and 44th in the nation in assist-turnover ratio.

Berna led the SEC and ranked 16th in the nation in assists per game averaging 6.3 dishes a game. She was ninth in the league in steals, third in the SEC and ninth in the country in assist-turnover ratio with a 2.42 mark. Berna also set the Razorback single season assists record finishing the season with 208.



Berna was also known for her endurance averaging 35.4 minutes per game, a mark that ranked second in the SEC in 2012-13.

In her first season with Arkansas, the Razorbacks ranked eighth in the nation in scoring defense allowing opponents just 52.3 ppg. Arkansas was 15th in the NCAA in three point defense and 64th in the nation in field goal percentage defense with a 36.7 mark.

Nicki was on the bench with Collen during his coaching stints at Louisville and Colorado State. She arrived at Louisville after one season as an assistant coach at Ball State. Prior to her coaching at Ball State, she served two seasons as an assistant at Colorado State where she handled recruiting, scouting, team travel, guard development and all aspects of on-court coaching. In her two seasons with

the Rams she helped guide them to a 47-17 overall record and the 2002 Mountain West Conference Title.

Before her tenure at Colorado State, Nicki played basketball professionally for one season with the BCM Alexandros Team in Greece. The former Nicki Taggart helped guide Purdue to two Big Ten titles and a Final Four appearance in 1994.

Nicki and husband Tom have twins, daughter Reese and son Connor, and a younger daughter, Logan.



COACHING CAREER

Assistant Coach

Colorado State || Two Season (1999-00, 2001-02) || 47-17

- ✓ Handled recruiting, scouting, travel, guard development
- ✓ Coached team to two Mountain West Conference titles

1999-2000 23-10 (WNIT Semifinals)

2001-02 24-7 (NCAA first round)/MW Regular Season Champ.

Ball State || One Season (2002-03) || 21-10

- ✓ Worked with point guards and assisted with recruiting
- ✓ Second round of WNIT

2002-03 21-10 MAC Western Div. Champions

Louisville || One Season (2003-04) || 20-10 (.667)

- ✓ Served as defensive coordinator and worked with guards
- ✓ Worked as Director of Basketball Ops from 2004-05

2003-04 20-10 (WNIT first round)

Arkansas || Two Season (2011-present) || 44-22(.667)

- ✓ Served as defensive coordinator and worked with guards
- ✓ 2012 NCAA Second round
- ✓ 2013 Third in SEC in scoring defense

2011-12 24-9 (NCAA second round)

2012-13 20-13 (WNIT second round)

TOTALS

| | |
|-------------------|----------------------|
| at Colorado State | 47-17 |
| at Ball State | 21-10 |
| at Louisville | 21-10 |
| at Arkansas | 44-22 |
| 4 Seasons | 133-59 (.693) |



TARI CUMMINGS

ASSISTANT COACH | | THIRD SEASON

Tari Cummings joined the University of Arkansas women's basketball staff in May 2011 as an assistant coach for the Razorbacks. Cummings assists Arkansas as the team's recruiting coordinator, works with the Razorback posts and is the team's liaison with the academic center. Cummings on-the-court role continues to expand as she oversees in bounds plays and situational offense.

The 2012-13 season had Cummings tasked with handling All-SEC senior Sarah Watkins as well as developing post players Quistelle Williams, Jhasmine Bowen, Joey Bailey and Ana Carlota Faussier. She continues post player development with Bowen, Bailey, Faussier and freshman Jessica Jackson this year.

Watkins finished the year as the SEC's Co-Sixth Player of the Year. She ranked 13th in the SEC averaging a team-leading 12.8 ppg. Williams ranked among the SEC leaders as well checking in at No. 11 with 7.0 rpg. Both players reached personal milestones under the coaching of Cummings with Watkins scoring more than 1,000 career points and grabbing more than 500 career boards and Williams surpassed the 500 career rebounding mark.

Arkansas' post players, coached by Cummings, accounted for nearly 46 percent of the Razorbacks' scoring in 2012-13.

Cummings comes to Arkansas by way of the University of Houston where she spent two seasons working with the Cougars as the team's recruiting coordinator.

While at Houston, Cummings worked with the guards and helped the Cougars play to a perfect 16-0 mark, the conference title and an NCAA Tournament appearance. In addition she coached and mentored three players who are currently playing in the professional ranks.

Cummings came to Houston after two seasons at the University of Cincinnati where she served in the same capacity. Cummings worked with the Bearcat post play-





ers and served as the academic liaison and recruiting coordinator.

Prior to her time at UC, Cummings spent four seasons at Arkansas-Fort Smith under long-time head coach Louis Whorton, where she helped the Lions to three NJCAA National Tournament appearances, including a pair of final fours and a consolation championship. She coached and mentored three NJCAA All-Americans during her tenure at UA-Fort Smith while being responsible for the development of the team's post players and serving as the recruiting coordinator.

She played her college ball at UA-Fort Smith (then Westark College), where she earned All-American honors in 1999

and helped the Lions place seventh in the NJCAA National Tournament in 1997-98. She finished with 1,262 career points, ranking third in the program's history. She went on to play two seasons at Oklahoma State University, where she was an All-Big 12 performer in 2001-02, averaging 13.1 points per contest and leading the Cowgirls with 6.9 rebounds per game.

Cummings earned her associate of arts degree from Westark College in 1999 and received a B.S. in sociology from Oklahoma State in 2003. She is a native of Pocola, Okla., and has a daughter, Tiya.

She was inducted into the UA-Fort Smith (Westark College) Hall of Fame in 2013.

COACHING CAREER

Assistant Coach

Arkansas-Fort Smith || Four Seasons (2003-07) || 85-20*

- ✓ Monitored student-athlete academic progress
- ✓ Coached post players and had on-court instruction duties
- ✓ Camp coordinator

| | | |
|---------|---------------|---------------------|
| 2003-04 | 28-6 | Region II Champions |
| 2004-05 | 31-3 | Region II Champions |
| 2005-06 | 26-11 | Region II Champions |
| 2006-07 | Not Available | |

University of Cincinnati || Two Seasons (2007-09) || 26-33

- ✓ Monitored student-athlete academic progress
- ✓ Handled all aspects of recruiting
- ✓ On-floor instruction

| | |
|---------|-------|
| 2007-08 | 12-16 |
| 2008-09 | 14-17 |

University of Houston || Two Seasons (2009-11) || 43-21

- ✓ Monitored student-athlete academic progress
- ✓ Handled all aspects of recruiting
- ✓ On-floor instruction
- ✓ Opponent break down and scouting

| | |
|---------|-------|
| 2009-10 | 17-15 |
| 2010-11 | 26-6 |

Arkansas || Two Season (2011-present) || 44-22(.667)

- ✓ Served as recruiting coordinator and worked with forwards
- ✓ Back-to-back postseason appearances

| | |
|---------|---------------------------|
| 2011-12 | 24-9 (NCAA second round) |
| 2012-13 | 20-13 (WNIT second round) |

TOTALS

| | |
|------------------|------------------------------------|
| at UAFS | 85-20 |
| at Cincinnati | 26-33 |
| at Houston | 43-21 |
| at Arkansas | 44-22 |
| 9 Seasons | 198-96 (missing one season) |



AMBER SHIREY ASSISTANT COACH | | TWENTY - THIRD SEASON

Former Razorback and director of operations Amber Shirey transitioned in the position of assistant coach for the University of Arkansas women's basketball team in April 2012.

In her current position as assistant, Shirey prepares scouting reports, assists in practice planning, game preparation and film breakdown. She also assists with all facets of the recruiting process and monitors the Razorbacks' academic progress.

"We are really excited to have Amber back on the floor coaching and recruiting," said Collen. "It was a goal for me from day one to put her back in that position when I had staff changes. When I brought my staff from Louisville, Amber graciously accepted my basketball operations position out of loyalty to the program and has been an unbelievable asset as we have delivered this program back to the level where we all knew it should be, in the NCAA tournament. I have said many times over the past five years and I will repeat it once again. No one loves the Razorbacks more than Amber Shirey and no one has been more valuable to our program's success than her. I know she is





excited to help take us back to the level of success her teams accomplished when she was one of the best players in this program's history."

Shirey began her career at Arkansas as a player for the Razorbacks (1989-92) becoming the first women's student-athlete selected to receive a NCAA Postgraduate Scholarship. She closed her career as one of two players in school history to rank on four career total lists (points, 6th; rebounds, 10th; steals, 2nd; assists, 1st). Twice named All-Southwest Conference, she was the MVP of the 1991 SWC tournament, leading Arkansas to the first non-Texas title.

Shirey equaled her court performance in the classroom. A kinesiology major, she had over a 3.9 GPA, and twice was voted to the College Sports Information Directors of America's Academic All-America Team. She was a three-time conference academic team member.

Shirey graduated and went on to a student coaching role for one season before being named assistant coach, a position she held for 14 seasons with two different head coaches.

In 2007, when current head coach Tom Collen returned to Arkansas, Shirey redefined herself in a new role as executive director of operations, a position she held until returning to the sidelines as the Razorback assistant.

The former Amber Nicholas is married to Jason Shirey. Coach of the Fayetteville High softball team, Jason led the Lady Bulldogs to back-to-back state championships in 2006 and 2007. The Shireys have three children, a son, Ross, and daughters, Reese and Rheid.



COACHING CAREER

Player

Univ. of Arkansas | Four Seasons (1989-92) | 86-21 (.804)

- ✓ NCAA Postgraduate Scholarship
- ✓ Two-time All-Southwest Conference
- ✓ MVP of the 1991 SWC Tournament
- ✓ Three-time CoSIDA All-Academic selection
- ✓ Three postseason appearances

Student Coach

Univ. of Arkansas | One Season (1992-93) | 13-14 (.481)

- ✓ Assisted with the transition from the SWC to the SEC

Assistant Coach (includes stint as graduate assistant coach)

University of Arkansas | 14 Seasons (1993-2007; 2012-present) | 262-174 (.601)

- ✓ First stint as a Razorback assistant coach from 1993-2007
- ✓ Helped Arkansas to 10 postseason appearances under two head coaches

Executive Director of Operations

University of Arkansas | Five Seasons (2007-12)

- ✓ Helped Arkansas to NCAA Second Round in 2011-12
- ✓ Coordinated all team travel and equipment
- ✓ On campus recruiting
- ✓ Director of Camps

Assistant Coach

University of Arkansas | One Season | 20-13 (.606)

2012-13 20-13 (WNIT second round)

TOTALS

at Arkansas 295-201 (.595) (As Assistant Coach)



JEFF BRAZIL

Director of Internal Operations, Video and Scouting

Jeff Brazil became the director of internal operations, video and scouting coordinator for the Razorbacks in August 2013.

Brazil began his career with the Razorback women's basketball team in 2007, serving for three seasons as the assistant video coordinator. He was elevated into the director of video operations for the 2010-11 season and moved into the director of video and basketball operations position for the 2012-13 season.

As the director of operations, Brazil is responsible for planning and coordinating all aspects of team travel, planning home, away and opponent practice times and arranging pre and postgame meals. Other duties include assisting with on campus recruiting, managing team equipment and apparel, developing and maintain the operations budget, coordinating the team video, managing applications for admissions and coordinating game contracts.

In his former position, Brazil was responsible for all aspects of video editing for the Razorbacks. He helped with film breakdown, digital video exchange and professional highlight videos. Brazil maintained the video databases assisted players and coaches with preparation and development.

Brazil helped the Razorbacks move into the 21st century coordinating significant technological advancements in equipment, work stations and video review practices advancing the Arkansas women's basketball program. Brazil instituted the use of Blackboard allowing student-athletes to watch individual film as well as opponent breakdowns anytime from any computer or terminal.

A native of Colcord, Okla., Brazil's experience includes stints as a student manager at Northeastern Oklahoma A&M and Oklahoma State under Eddie Sutton with the men's basketball teams.

In addition, Brazil has worked several camps and clinics throughout the south and midwest including the Tom Colten, Mike Anderson, John Pelphrey, Rick Barnes, Mark Turgeon, Dan Hays and Doc Sadler camps. He has also worked the SEC Tournament Youth Clinic. Brazil is a member of the National Association of Basketball Coaches, the Arkansas Coaches Association and the Women's Basketball Coaches Association.

Recently Brazil assisted former Razorback coach Nolan Richardson and the WNBA's Tulsa Shock with video in 2010-2011. He is a member of the Rising Coaches Elite organization as well.

Brazil is married to the former Sheri McElroy of Springdale, Ark., and is a 2010 University of Arkansas graduate in education. He completed his master's degree in physical education in 2012.



SIMEON HINSEY

Director of External Operations and Student-Athlete Development

Simeon Hinsey joined the Razorbacks as the director of external operations and student-athlete development in August 2013.

In this position, Hinsey will mentor student-athletes, serve as the liaison with compliance and academics, coordinate the team's community service efforts, manage internal social media including the program's recruiting website, oversee the leadership and life skills program, assist with on campus recruiting and scheduling.

Prior to assuming the role with Razorback women's basketball, Hinsey worked with the Office of Student-Athlete Success while pursuing his doctorate degree in recreation and sport management. Hinsey was born in the Bahamas and moved to Fayetteville, Ark., when he was

14. He graduated from Fayetteville Christian High School and moved on to compete for John Brown University's basketball team. He graduated from JBU with a double major in digital media and broadcasting in 2002 and earned his masters of science in sports management from California University of Pennsylvania in 2006.

Hinsey lives in Springdale with his wife, Stephanie, and two children, Samuel and Seth.



ANDREA BLAKNEY

Basketball Secretary

Andrea Blakney joined the Razorback women's basketball staff in 2001 as the team's administrative assistant. Along with keeping the coaching staff coordinated and relating with the public, Blakney also assists with the annual basketball camps and the team's recruiting data base systems.

Andrea and husband Glen have one son, Travis, daughter-in-law, Jennifer, and granddaughter, Fern. When she's not working in the Razorback office, Andrea enjoys sports, the outdoors, reading and family activities.



ZACH COOPER

Graduate Assistant Manager and
Assistant Video Coordinator

Zach Cooper enters his second year working with the Arkansas women's basketball program as a graduate assistant team manager and assistant video coordinator.

No stranger to the game, Cooper played four years of college basketball at Central College in Iowa where he lettered all four years, two as team captain. He also ranks second all-time in school history for blocked shots.

Cooper has also served as a sales intern in London during the summer of 2009, an intern in the Central College Athletic Department in 2010, and from 2010-11 was head coach and program director for Team Game Point Elite, an AAU program in Dallas.

A native of Johnston, Iowa, Cooper graduated from Central College in 2010 with a Bachelor's degree in marketing. He is the older of two sons to parents, Mark and Judi Cooper. His younger brother shares a passion for sports, currently working with the University of Iowa football team staff.



JACOB TOLMAN

Graduate Assistant Manager

Jacob Tolman enters his fourth year working with the Arkansas women's basketball program this season, marking his second as a graduate assistant.

Last season, Tolman worked as both a graduate assistant and video assistant for the team. In 2012, he was as an intern with both the Junior High and Senior High basketball programs at Farmington High School.

While attending the University of Arkansas as an undergraduate, Tolman began first working with the Razorbacks as a manager from December 2010 to April 2012.

Sharing his love for the game with others, Tolman has been active in volunteer work as a summer basketball coach for both head coach Tom Collen and Mid America Youth Basketball (MAYB). Tolman also assisted two basketball camps over the summer of 2011 for head men's basketball coach Sean Miller at the University of Arizona.

Tolman graduated from the University of Arkansas in 2012 with a bachelor's degree in kinesiology. He is the only child to parents, Gary Tolman and Tammy Richmond.



AMANDA COUGHLIN

Manager



BROOKE ROGERS

Manager



MAGGIE BRICKER

Manager



2013 -14 Arkansas Coaching Staff

Nicki Collen, Amber Shirey, Tom Collen, Tari Cummings, Jeff Brazil, Simeon Hinsey

ARKANSAS

PLAYERS



2013 | WOMEN'S BASKETBALL | 2014

2013-14 ROSTER

ARKANSAS HOOPS

ITALY

STAFF

RAZORBACKS

REVIEW

RECORDS

HISTORY

OPPONENT INFO/RECORDS

UNIVERSITY



2013-14 Arkansas Women's Basketball Team (l-r): McKenzie Adams, Aujontae Daniels, Kelsey Brooks, Khadijah West, Jhasmin Bowen, Ana Faussurier, Jessica Jackson, Joey Bailey, Melissa Wolff, Keira Peak, Calli Berna, Bria Pitts.

NUMERICAL

| NO. | NAME | POS | HT | CL | HOMETOWN/HS/PREVIOUS SCHOOL |
|-----|------------------------|-----|------|------|-------------------------------------|
| 00 | Jessica Jackson | F | 6-3 | FR | Jacksonville, Ark./Jacksonville HS |
| 1 | Keira Peak | F | 5-9 | SR | Clyattville, Ga./Lowndes HS |
| 3 | McKenzie Adams | G | 5-9 | FR | Frisco, Texas/Frisco Centennial HS |
| 11 | Calli Berna | PG | 5-10 | JR | Fayetteville, Ark./Fayetteville HS |
| 13 | Ana-Carlota Faussurier | F | 6-2 | SO | Yecla, Spain/IES Joaquin Blume |
| 15 | Kelsey Brooks | G | 5-9 | FR | Lenexa, Kan./Olathe Northwest HS |
| 20 | Aujontae Daniels | F | 5-8 | SO | Little Rock, Ark./Parkview HS |
| 22 | Bria Pitts | G/F | 5-8 | FR | Broken Arrow, Okla./East Central HS |
| 25 | Joey Bailey | F | 6-1 | R-SO | Gunter, Texas/Gunter HS |
| 32 | Khadijah West | F | 6-2 | FR | Shreveport, La./HuntingtonHS |
| 33 | Melissa Wolff | G | 6-0 | SO | Cabot, Ark./Cabot HS |
| 42 | Jhasmin Bowen | F | 6-1 | JR | Wichita, Kan./Wichita Heights HS |

ALPHABETICAL

| NO. | NAME | POS | HT | CL | HOMETOWN/HS/PREVIOUS SCHOOL |
|-----|------------------------|-----|------|------|-------------------------------------|
| 3 | McKenzie Adams | G | 5-9 | FR | Frisco, Texas/Frisco Centennial HS. |
| 25 | Joey Bailey | F | 6-1 | R-SO | Gunter, Texas/Gunter HS |
| 11 | Calli Berna | PG | 5-10 | JR | Fayetteville, Ark./Fayetteville HS |
| 42 | Jhasmin Bowen | F | 6-1 | JR | Wichita, Kan./Wichita Heights HS |
| 15 | Kelsey Brooks | G | 5-9 | FR | Lenexa, Kan./Olathe Northwest HS |
| 20 | Aujontae Daniels | F | 5-8 | SO | Little Rock, Ark./Parkview HS |
| 13 | Ana-Carlota Faussurier | F | 6-2 | SO | Yecla, Spain/IES Joaquin Blume |
| 00 | Jessica Jackson | F | 6-3 | FR | Jacksonville, Ark./Jacksonville HS |
| 1 | Keira Peak | F | 5-9 | SR | Clyattville, Ga./Lowndes HS |
| 22 | Bria Pitts | G/F | 5-8 | FR | Broken Arrow, Okla./East Central HS |
| 32 | Khadijah West | F | 6-2 | FR | Shreveport, La./HuntingtonHS |
| 12 | Melissa Wolff | G | 6-0 | SO | Cabot, Ark./Cabot HS |

Head Coach: Tom Collen (Bowling Green State, 1977) (Seventh Season)

Assistant Coaches: Tari Cummings (Oklahoma State, 2003) (Third Season),

Nicki Collen (Marquette, 1997) (Third Season),

Amber Shirey (Arkansas, 1992) (24th Season)

Director of Internal Operations, Video and Scouting : Jeff Brazil (Arkansas, 2010) (Sixth Season)

Director of External Operations and Student-Athlete Development: Simeon Hinsey (JBU, 2002) (Second Season)

BY CLASS

Seniors 1
1 Keira Peak Clyattville, Ga.

Juniors 2
11 Calli Berna Fayetteville, Ark.
42 Jhasmin Bowen Wichita, Kan.

Sophomores 3
25 Joey Bailey Gunter, Texas
20 Aujontae Daniels Little Rock, Ark.
12 Melissa Wolff Cabot, Ark.

Freshmen 6
3 McKenzie Adams Frisco, Texas
15 Kelsey Brooks Lenexa, Kan.
13 Ana-Carlota Faussurier Yecla, Spain
00 Jessica Jackson Jacksonville, Ark.
22 Bria Pitts Broken Arrow, Okla.
32 Khadijah West Shreveport, La.

BY MAJOR

Accounting 1
Jhasmin Bowen
Criminal Justice 1
Aujontae Daniels
Sociology 1
Kiera Peak
Journalism 2
Joey Bailey (Ad/PR), Calli Berna (Broadcast)
Kinesiology 5
McKenzie Adams (AES), Jessica Jackson (AES),
Bria Pitts (AES), Khadijah West (P12/PE),
Melissa Wolff (EXPP)
Psychology 1
Ana-Carlota Faussurier
Recreation/Sport Management 1
Kelsey Brooks

BY POSITION

Guard/Point Guard 5
Adams, Berna, Brooks, Pitts, Wolff
Forward 7
Bailey, Bowen, Daniels, Faussurier, Jackson,
Peak, West

PRONUNCIATION GUIDE

| | |
|------------------|-----------------------------|
| Calli Berna | CAL-ee |
| Jhasmin Bowen | JAZ-men |
| Aujontae Daniels | ah-JON-tay |
| Ana Faussurier | ANNA |
| Keira Peak | FUHsear-re-a KIR-uh Peak |

2013-14 RADIO/TV ROSTER

ARKANSAS HOOPS

ITALY

STAFF

RAZORBACKS

REVIEW

RECORDS

HISTORY

OPPONENT INFO/RECORDS

UNIVERSITY



Keira Peak
F || 5-9 || SR
Clyattville, Ga.



Jhasmin Bowen
F || 6-1 || JR
Wichita, Kan.



Calli Berna
PG || 5-10 || JR
Fayetteville, Ark.



Joey Bailey
F || 6-1 || R-SO
Gunter, Texas



Aujontae Daniels
F || 5-8 || SO
Little Rock, Ark.



Melissa Wolff
G || 6-0 || SO
Cabot, Ark.



Ana-Carlota Faussurier
F || 6-2 || R-FR
Yecla, Spain



McKenzie Adams
G || 5-9 || FR
Frisco, Texas



Kelsey Brooks
G || 5-9 || FR
Lenexa, Kan.



Jessica Jackson
F || 6-3 || FR
Jacksonville, Ark.



Bria Pitts
G/F || 5-8 || FR
Broken Arrow, Okla.



Khadijah West
F || 6-2 || FR
Shreveport, La.



HC

Tom Collen
Seventh Season



AC

Tari Cummings
Third Season



AC

Nicki Collen
Third Season



AC

Amber Shirey
24th Season

#NEVER YIELD



HONORS AND AWARDS

MVP of Waikiki Beach Classic, 2012
SEC Player of the Week (Nov. 26, 2012)
13 games in double figures as a junior
SEC Freshman of the Week (Feb. 21, 2011)

2012-13 SEASON HIGHS

Points:30, vs. No. 13 Oklahoma, 11-23-12
FGM:12, vs. No. 13 Oklahoma, 11-23-12
FGA:19, vs. No. 13 Oklahoma, 11-23-12
FTM:7 at Tulsa, 11-15-12
FTA:10 at Tulsa, 11-15-12
3FGM:4, vs. Oregon, 11-25-12*
3FGA:8, vs. No. 13 Oklahoma, 11-23-12
Off. Reb.8 at Tulsa, 11-15-12
Def. Reb.7, vs. Oregon, 11-25-12
Total Reb.....14 at Tulsa, 11-15-12
Assists:5, vs. No. 13 Oklahoma, 11-23-12*
Blocks:3, at Furman, 12-16-12
Steals:5 vs. Oregon, 11-23-12
Minutes:41, #10/8 Kentucky, 2-7-13

CAREER HIGHS

Points:30, vs. No. 13 Oklahoma, 11-23-12
FGM:12, vs. No. 13 Oklahoma, 11-23-12
FGA:19, vs. No. 13 Oklahoma, 11-23-12
FTM:7 at Tulsa, 11-15-12
FTA:10 at Tulsa, 11-15-12
3FGM:4, vs. Oregon, 11-25-12*
3FGA:8, vs. No. 13 Oklahoma, 11-23-12
Off. Reb.8 at Tulsa, 11-15-12
Def. Reb.8, No. 12 Oklahoma, 12-19-10*
Total Reb.....14 at Tulsa, 11-15-12
Assists:5, vs. No. 13 Oklahoma, 11-23-12*
Blocks:3, at Furman, 12-16-12
Steals:5 vs. Oregon, 11-23-12
Minutes:41, #10/8 Kentucky, 2-7-13

*Most Recent



KEIRA PEAK

FORWARD || 5-9 || SENIOR || CLYATTVILLE, GA. || LOWNDES HS

PEAK'S CAREER STATS

| All Games | | Total | | | | | | | | | | 3 Point | | | | | Rebounds | | | | | | | | | | PF | | | | | Ast | | | | | TO | | | | | Blk | | | | | Stl | | | | | Pts | | | | | Avg | | | | |
|-----------|----|-------|------|------|-----|-----|------|----|-----|------|-----|---------|------|-----|-----|-----|----------|-----|----|-----|-----|-----|-----|-----|-----|----|----|-----|----|-----|-----|-----|-----|--|--|--|----|--|--|--|--|-----|--|--|--|--|-----|--|--|--|--|-----|--|--|--|--|-----|--|--|--|--|
| Year | GP | GS | Min | Avg | FG | FGA | Pct | FG | FGA | Pct | FT | FTA | Pct | Off | Def | Tot | Avg | PF | FO | Ast | TO | Blk | Stl | Pts | Avg | PF | FO | Ast | TO | Blk | Stl | Pts | Avg | | | | | | | | | | | | | | | | | | | | | | | | | | | | |
| 2010-11 | 31 | 0 | 814 | 26.3 | 86 | 220 | .391 | 6 | 26 | .231 | 42 | 81 | .519 | 63 | 114 | 177 | 5.7 | 49 | 0 | 49 | 58 | 6 | 38 | 220 | 7.1 | | | | | | | | | | | | | | | | | | | | | | | | | | | | | | | | | | | | |
| 2011-12 | 32 | 1 | 481 | 15.0 | 50 | 124 | .403 | 1 | 9 | .111 | 35 | 53 | .660 | 47 | 48 | 95 | 3.0 | 38 | 0 | 21 | 43 | 4 | 21 | 136 | 4.3 | | | | | | | | | | | | | | | | | | | | | | | | | | | | | | | | | | | | |
| 2012-13 | 33 | 33 | 886 | 26.8 | 118 | 300 | .393 | 17 | 62 | .274 | 49 | 100 | .490 | 85 | 106 | 191 | 5.8 | 68 | 3 | 52 | 75 | 23 | 54 | 302 | 9.2 | | | | | | | | | | | | | | | | | | | | | | | | | | | | | | | | | | | | |
| TOTAL | 96 | 34 | 2181 | 22.7 | 254 | 644 | .394 | 24 | 97 | .247 | 126 | 234 | .538 | 195 | 268 | 463 | 4.8 | 155 | 3 | 122 | 176 | 33 | 113 | 658 | 6.9 | | | | | | | | | | | | | | | | | | | | | | | | | | | | | | | | | | | | |

| Southeastern Conference | | Total | | | | | | | | | | 3 Point | | | | | Rebounds | | | | | | | | | | PF | | | | | Ast | | | | | TO | | | | | Blk | | | | | Stl | | | | | Pts | | | | | Avg | | | | |
|-------------------------|----|-------|------|------|----|-----|------|----|-----|------|----|---------|------|-----|-----|-----|----------|----|----|-----|----|-----|-----|-----|-----|----|----|-----|----|-----|-----|-----|-----|--|--|--|----|--|--|--|--|-----|--|--|--|--|-----|--|--|--|--|-----|--|--|--|--|-----|--|--|--|--|
| Year | GP | GS | Min | Avg | FG | FGA | Pct | FG | FGA | Pct | FT | FTA | Pct | Off | Def | Tot | Avg | PF | FO | Ast | TO | Blk | Stl | Pts | Avg | PF | FO | Ast | TO | Blk | Stl | Pts | Avg | | | | | | | | | | | | | | | | | | | | | | | | | | | | |
| 2010-11 | 14 | 0 | 397 | 28.4 | 32 | 99 | .323 | 1 | 9 | .111 | 15 | 28 | .536 | 31 | 46 | 77 | 5.5 | 19 | 0 | 18 | 29 | 3 | 12 | 80 | 5.7 | | | | | | | | | | | | | | | | | | | | | | | | | | | | | | | | | | | | |
| 2011-12 | 15 | 0 | 230 | 15.3 | 19 | 49 | .388 | 0 | 5 | .000 | 13 | 16 | .813 | 24 | 21 | 45 | 3.0 | 19 | 0 | 8 | 19 | 1 | 11 | 51 | 3.4 | | | | | | | | | | | | | | | | | | | | | | | | | | | | | | | | | | | | |
| 2012-13 | 16 | 16 | 430 | 26.9 | 41 | 128 | .320 | 3 | 26 | .115 | 12 | 38 | .316 | 36 | 43 | 79 | 4.9 | 36 | 2 | 20 | 33 | 9 | 25 | 97 | 6.1 | | | | | | | | | | | | | | | | | | | | | | | | | | | | | | | | | | | | |
| TOTAL | 45 | 16 | 1057 | 23.5 | 92 | 276 | .333 | 4 | 40 | .100 | 40 | 82 | .488 | 91 | 110 | 201 | 4.5 | 74 | 2 | 46 | 81 | 13 | 48 | 228 | 5.1 | | | | | | | | | | | | | | | | | | | | | | | | | | | | | | | | | | | | |

AS A JUNIOR (2012-13)

Tom Collen knew he would need someone to step up and fill a scoring role last year and Keira Peak was just that player when the 2012-13 season began. As a junior, Peak scored in double figures in nine of the first 10 games in her first full-time starting role. Peak dropped in a career-best 30 points against No. 13 Oklahoma in Hawai'i tournament action and earned MVP honors for her efforts that weekend. Peak was selected as the SEC Player of the Week after the Hawai'i Tournament scoring 70 points in three games. Peak posted a double-double with 17 points and a career-best 14 rebounds in an overtime road win at Tulsa and finished the season with 13 games in double figure scoring. Her 9.3 points per game average more than doubled her sophomore total and her 5.7 rpg matched her single season best.

AS A SOPHOMORE (2011-12)

Peak is a versatile player capable of playing many different roles for the Razorbacks. As a sophomore, Peak's athleticism continued to shine with her acrobatic rebounds and saves. Peak is no stranger to a floor burn. The Clyattville, Ga., native played in 32 games last year earning a start in the regular season finale at SIU-Edwardsville. She averaged 4.3 points per game and 3.0 rebounds per game as a sophomore.

What won't show up in the stat sheet is Peak's dominating defensive effort as she helped the Razorbacks rank eighth in the nation in scoring defense in 2011-12. Peak teamed with Dominique Robinson and the duo had the task of stopping the ball against some of the toughest teams in the nation. They responded forcing 622 opponent turnovers and helped Arkansas to 2,049 steals.

Peak scored in double digits three times as a sophomore including a season-best 14 points in the win over Dayton in the first round of the NCAA Tournament. Peak was 6-for-10 from the floor in the game with five rebounds. She grabbed a career-high six offensive rebounds against Texas Southern as a sophomore.

AS A FRESHMAN (2010-11)

It is often difficult for a freshman player to have an immediate impact on a team, especially in the Southeastern Conference, but that is exactly what Peak did for the Razorbacks last season. The Clyattville, Ga., native took her time getting started but worked hard playing in 31 of 34 games and averaging 7.1 ppg and 5.7 rpg. Peak quickly became a fan favorite with her extra hustle and dynamic jumping ability. If there were a statistic for scrapping on the floor, Peak would have won it. Peak had eight games in double-digit scoring including a career-best 16 points in the win at UTEP. She collected a career-best 12 rebounds against Mississippi Valley State.

AT LOWNDES HS

Peak was a first-team all-state selection from Clyattville, Ga. (near Valdosta). Listed as a power or strong forward for Lowndes High School, Peak played in 29 games averaging 22.0 ppg as a senior. Her career numbers include 83 games, 18.0 ppg, 3.0 apg and 12.0 rpg in four seasons. In addition to her all-state honor, Peak most recently earned MVP honors at the North-South All-Star game. She is a first-team all-region selection as a senior after earning first-team honors as a junior. Peak paced the Lowndes Vikettes to three consecutive 22+ win seasons and scored more than 1,200 career points. She grabbed more than 800 career rebounds and had 200+ steals. In addition to basketball, Peak was a four-year letterwinner in track and a one-year letterwinner in softball.

PERSONAL

Keira Shauntae Peak was born May 17, 1991, and is the daughter of Carol Jacobs of Valdosta, Ga. Peak has three older siblings, Tony, Kenneth and Keia, and is majoring in business at Arkansas.



HONORS AND AWARDS

SEC All-Freshman Team, 2011-12
Set single-season assists record with 208 in 2012-13
Led the SEC in assists as a sophomore (6.3 apg)
Second in the NCAA in assist/turnover ration (2.8)

2012-13 SEASON HIGHS

Points: 22, Jackson State, 11-9-12
FGM: 7, Jackson State, 11-9-12
FGA: 12 vs. No. 13 Oklahoma, 11-23-12
FTM: 8 vs. No. 13 Oklahoma, 11-23-12
FTA: 9 vs. No. 13 Oklahoma, 11-23-12
3FGM: 5, Jackson State, 11-9-12
3FGA: 7 vs. Oregon, 11-25-12
Off. Reb. 3 vs. No. 14/17 S Carolina, 1-27-13
Def. Reb. 9, vs. Missouri, 2-17-12
Total Reb..... 10 vs. No. 14/17 S Carolina, 1-27-13
Assists: 12, SIUE, 3-14-13*
Blocks: 1, Tennessee, 2-23-13*
Steals: 5, Northwestern State, 12-21-12*
Minutes: 53, at Alabama, 2-10-13

CAREER HIGHS

Points: 22, Jackson State, 11-9-12
FGM: 7, Jackson State, 11-9-12
FGA: 12 vs. No. 13 Oklahoma, 11-23-12*
FTM: 8 vs. No. 13 Oklahoma, 11-23-12
FTA: 9 vs. No. 13 Oklahoma, 11-23-12
3FGM: 5, Jackson State, 11-9-12
3FGA: 7 vs. Oregon, 11-25-12
Off. Reb. 3 vs. No. 14/17 S Carolina, 1-27-13*
Def. Reb. 9, vs. Missouri, 2-17-12
Total Reb..... 10 vs. No. 14/17 S Carolina, 1-27-13
Assists: 12, SIUE, 3-14-13*
Blocks: 1, Tennessee, 2-23-13*
Steals: 6, No. 24 South Carolina, 2-9-12
Minutes: 53, at Alabama, 2-10-13

*Most Recent



CALLI BERNA

POINT GUARD || 5-10 || JUNIOR || FAYETTEVILLE, ARK. || FAYETTEVILLE HS

12th in Career Assists
Arkansas Record Holder

Assists in a season - 208, 2012-13
Assists in an SEC season - 99, 2012-13

BERNA'S CAREER STATS

| All Games | | | | | Total | | 3 Point | | | | | | | Rebounds | | | | | | | | | | | |
|-----------|----|----|------|------|-------|-----|---------|----|-----|------|----|-----|------|----------|-----|-----|-----|-----|----|-----|-----|-----|-----|-----|-----|
| Year | GP | GS | Min | Avg | FG | FGA | Pct | FG | FGA | Pct | FT | FTA | Pct | Off | Def | Tot | Avg | PF | FO | Ast | TO | Blk | Stl | Pts | Avg |
| 2011-12 | 33 | 14 | 850 | 25.8 | 34 | 108 | .315 | 28 | 86 | .326 | 22 | 37 | .595 | 15 | 71 | 86 | 2.6 | 44 | 0 | 88 | 50 | 3 | 46 | 118 | 3.6 |
| 2012-13 | 33 | 33 | 1168 | 35.4 | 63 | 203 | .310 | 34 | 117 | .291 | 71 | 107 | .664 | 10 | 127 | 137 | 4.2 | 56 | 0 | 208 | 86 | 8 | 69 | 231 | 7.0 |
| TOTAL | 66 | 47 | 2018 | 30.6 | 97 | 311 | .312 | 62 | 203 | .305 | 93 | 144 | .646 | 25 | 198 | 223 | 3.4 | 100 | 0 | 296 | 136 | 11 | 115 | 349 | 5.3 |

| Southeastern Conference | | | | | Total | | 3 Point | | | | | | | Rebounds | | | | | | | | | | | |
|-------------------------|----|----|------|------|-------|-----|---------|----|-----|------|----|-----|------|----------|-----|-----|-----|----|----|-----|----|-----|-----|-----|-----|
| Year | GP | GS | Min | Avg | FG | FGA | Pct | FG | FGA | Pct | FT | FTA | Pct | Off | Def | Tot | Avg | PF | FO | Ast | TO | Blk | Stl | Pts | Avg |
| 2011-12 | 16 | 2 | 430 | 26.9 | 17 | 53 | .321 | 16 | 43 | .372 | 5 | 11 | .455 | 8 | 31 | 39 | 2.4 | 21 | 0 | 41 | 26 | 2 | 23 | 55 | 3.4 |
| 2012-13 | 16 | 16 | 626 | 39.1 | 28 | 99 | .283 | 16 | 57 | .281 | 26 | 43 | .605 | 4 | 74 | 78 | 4.9 | 28 | 0 | 99 | 44 | 6 | 23 | 98 | 6.1 |
| TOTAL | 32 | 18 | 1056 | 33.0 | 45 | 152 | .296 | 32 | 100 | .320 | 31 | 54 | .574 | 12 | 105 | 117 | 3.7 | 49 | 0 | 140 | 70 | 8 | 46 | 153 | 4.8 |

AS A SOPHOMORE (2012-13)

Calli Berna continued to excel on the court for the Razorbacks as a sophomore. She opened the season scoring a career-best 22 points on 7-for-10 shooting against Jackson State - it was the first of eight double-figure scoring performances for the Fayetteville, Ark., native. Although the points were nice, Berna is more of a distributor with the ball and that showed as she recorded double-figure assists in four games, with a career-best 12 assists twice (Coppin State, SIUE).

Berna led the SEC in all games with 6.3 assists per game recording 208 helps in 33 games. She ranked tied for eighth with 2.1 steals per game and third in assist/turnover ratio with a 2.4 mark that included 207 assists and 86 turnovers. Berna ranked second in the SEC in minutes played averaging 35.4 minutes per game - a number that included 14 games with 40 or more minutes. She played 53 minutes of a triple overtime road win at Alabama.

In SEC only games, Berna was again first averaging 6.2 assists per game with 99 assists in 16 contests. She was tied for first in assist/turnover ratio with a 2.3 mark that included 99 assists and 44 turnovers and ranked first in the SEC averaging 39.1 minutes per game.

Berna finished the year ranked ninth in the country with a 2.4 assist/turnover ratio. Berna is 16th in the nation in assists per game and ranked 181st in steals per game with 2.09 per contest. She ranks 12th in career assists at Arkansas and holds the single season assists records for a season (208) and an SEC season (99).

AS A FRESHMAN (2011-12)

The Razorback coaching staff expected Calli Berna to have an immediate impact and she didn't disappoint the staff or Arkansas fans. Berna played in all 33 games, starting 14 as a true freshman. She averaged 3.6 points per game and 25.8 minutes per game earning selection to the Southeastern Conference All-Freshman Team.

Berna scored a season-best 13 points and had a season-high six rebounds in the season-opener against Minnesota. In the game to help the Razorbacks at the point last year, Berna took great care of the ball with just 1.5 turnovers per game and a 1.8 assist/turnover ratio. She ranked 12th in SEC only games for assists with 2.6 per game and fifth in league only games in three-point percentage hitting 37.2 percent as a freshman.

Berna earned SEC Freshman of the Week honors the week of Feb. 13, helping Arkansas to a program-best eight consecutive SEC

wins including a pair of victories over No. 24 South Carolina and at Auburn. Berna connected on five three pointers in two games sparking the team to victories.

AT FAYETTEVILLE HIGH

Berna joined the Razorbacks from nearby Fayetteville High where she paced the Bulldogs to the state tournament title hitting a dramatic three-point shot with the clock winding down to secure the come-from-behind win. A 5-10 point guard, Berna's career highlights include four all-state and all-conference honors, three conference team titles, two regional crowns and the state tournament title as a senior.

Berna finished her prep career as Fayetteville High's single-season assists (170) and steals (119) leader. She also holds the career assists (469) and steals (339) records as of the close of the 2011 season. Berna is a member of the Bulldogs' 1000-point club as well wrapping up her prep career with 1,081 career points.

Selected to the Arkansas State High School Association's All-Star game, Berna dropped in 18 points and had five rebounds in 16 minutes leading the West Team to the title while capturing MVP honors.

Berna's other honors include selection as the 2011 Gatorade Arkansas Girls Basketball Player of the Year, distinguishing her as the state's best high school girls basketball player for the year. Her other honors include 2011 Arkansas State Tournament MVP, KURM Dream Team Player of the Year, Ms. Arkansas Basketball 2011, and a pair of all-tournament team selections as a senior.

In addition to basketball, Berna is well-known in the Northwest Arkansas area for her community service efforts.

Berna is a member of the 29th-ranked recruiting class according to the Collegiate Girls Basketball Report and she was listed No. 154 individually.

PERSONAL

Born Jan. 22, 1993, Calli Elizabeth Berna is the youngest of two children to Scott and Paula Berna of Fayetteville, Ark. Older brother Colby played football for the Razorbacks. Berna is majoring in broadcast journalism at Arkansas.



2012-13 SEASON HIGHS

Pts: 17 vs. NSU, 12-21-12 (reg)/ 19, at Bama (30T)
FGM: 7 vs. NSU, 12-21-12*/ 8 Bama
FGA: 11 at Ole Miss, 1-31-13/15 Bama
FTM: 4, LSU, 1-10-13
FTA: 6, LSU, 1-10-13*
3FGM: 0
3FGA: 0
Off. Reb. 5 at Hawai'i, 11-24-12
Def. Reb. 6 vs. MVSU, 12-19-12*/7 Bama
Total Reb..... 10 at ORU, 11-19-12*
Assists: 1 at Vanderbilt, 1-13-13*
Blocks: 1 vs. Pepperdine, 12-2-12*
Steals: 2 vs. Oregon, 11-25-12
Minutes: 33 vs. South Carolina, 1-27-13/38 Bama

CAREER HIGHS

Points: 17 vs. NSU, 12-21-12/ 19 Bama
FGM: 7 vs. NSU, 12-21-12*/ 8 Bama
FGA: 11 at Ole Miss, 1-31-13/15 Bama
FTM: 4, LSU, 1-10-13*
FTA: 6, LSU, 1-10-13*
3FGM: 0
3FGA: 1, Grambling State, 11-25-11
Off. Reb. 5 at Hawai'i, 11-24-12
Def. Reb. 6 vs. MVSU, 12-19-12*/7 Bama
Total Reb..... 10 at ORU, 11-19-12*
Assists: 1 at Vanderbilt, 1-13-13*
Blocks: 1 vs. Pepperdine, 12-2-12*
Steals: 2 vs. Oregon, 11-25-12
Minutes: 33 vs. South Carolina, 1-27-13/38 Bama
*Most Recent

42



JHASMIN BOWEN

FORWARD || 6-1 || JUNIOR || WICHITA, KAN. || WICHITA HEIGHTS HS

BOWEN'S CAREER STATS

| All Games | | | | | | Total | | 3 Point | | | | | | Rebounds | | | | | | | | | | | |
|-----------|----|----|-----|------|-----|-------|------|---------|-----|------|----|-----|------|----------|-----|-----|-----|----|----|-----|----|-----|-----|-----|-----|
| Year | GP | GS | Min | Avg | FG | FGA | Pct | FG | FGA | Pct | FT | FTA | Pct | Off | Def | Tot | Avg | PF | FO | Ast | TO | Blk | Stl | Pts | Avg |
| 2011-12 | 15 | 0 | 116 | 7.7 | 19 | 34 | .559 | 0 | 1 | .000 | 8 | 13 | .615 | 15 | 16 | 31 | 2.1 | 16 | 0 | 0 | 7 | 2 | 4 | 46 | 3.1 |
| 2012-13 | 33 | 27 | 617 | 18.7 | 90 | 179 | .503 | 0 | 0 | .000 | 45 | 72 | .625 | 52 | 79 | 131 | 4.0 | 65 | 2 | 13 | 58 | 6 | 14 | 225 | 6.8 |
| TOTAL | 48 | 27 | 733 | 15.3 | 109 | 213 | .512 | 0 | 1 | .000 | 53 | 85 | .624 | 67 | 95 | 162 | 3.4 | 81 | 2 | 13 | 65 | 8 | 18 | 271 | 5.6 |

| Southeastern Conference | | | | | | Total | | 3 Point | | | | | | Rebounds | | | | | | | | | | | |
|-------------------------|----|----|-----|------|----|-------|------|---------|-----|------|----|-----|------|----------|-----|-----|-----|----|----|-----|----|-----|-----|-----|-----|
| Year | GP | GS | Min | Avg | FG | FGA | Pct | FG | FGA | Pct | FT | FTA | Pct | Off | Def | Tot | Avg | PF | FO | Ast | TO | Blk | Stl | Pts | Avg |
| 2011-12 | 4 | 0 | 27 | 6.8 | 4 | 7 | .571 | 0 | 0 | .000 | 0 | 0 | .000 | 3 | 1 | 4 | 1.0 | 6 | 0 | 0 | 1 | 1 | 0 | 8 | 2.0 |
| 2012-13 | 16 | 15 | 292 | 18.3 | 41 | 91 | .451 | 0 | 0 | .000 | 17 | 26 | .654 | 21 | 31 | 52 | 3.3 | 35 | 1 | 7 | 31 | 2 | 9 | 99 | 6.2 |
| TOTAL | 20 | 15 | 319 | 16.0 | 45 | 98 | .459 | 0 | 0 | .000 | 17 | 26 | .654 | - | - | 56 | 2.8 | 41 | 1 | 7 | 32 | 3 | 9 | 107 | 5.4 |

AS A SOHOMORE (2012-13)

Jhasmin Bowen moved into the starting lineup four games into the season and remained there as a sophomore in 2012-13. She had eight games in double figure scoring including a career-best 17 points in regulation against Northwestern State. She bettered that with 19 points in a triple overtime win at Alabama at the mid-point of the SEC season. Bowen posted her first career double-double with a then career-best 14 points and 10 boards against Jackson State. Bowen led the team with a 50.3 field goal percentage shooting 90-for-179 from the floor. She shot 62.5 percent from the free throw line hitting 45-of-72 bonus shots.

AS A FRESHMAN (2011-12)

Bowen saw time in 15 of Arkansas' games as a true freshman, recording double-digit minutes in five games. Bowen scored a season/career-best 12 points, going 4-for-6 from the field and 4-for-4 from the line in a win over Texas Southern. She had a season/career-best seven rebounds in 11 minutes against Texas-Arlington. For the season, Bowen shot 55.9 percent and had two blocks and four steals for the Razorbacks.

AT WICHITA HEIGHTS HS

Three-time all-city selection Bowen paced Wichita Heights High to the state title game as a senior where she was the game's leading scorer with 23 points.

Selected as Vype Magazine's best player for the state of Kansas, Bowen was a two-time first-team all-state selection and earned first-team all-metro honors as a senior.

In addition, she broke the rebounding record, averaged a double-double with 14.0 ppg and 10.5 rpg in her final season. A 2011 McDonald's All-America nominee, Bowen posted a season-best 22 points and had 15 rebounds against Webb City (Mo.).

Bowen was a member of four state tournament participant teams finishing fourth twice, runner-up as a junior and winning the title in her senior campaign. Her senior class had a four-year record of 93-7 as prep basketball players.

The 6-1 forward steadily improved each season averaging

5.1, 13.8 and 16.9 ppg in each of her first three seasons. Bowen also led the team with 11.1 rpg and has had 1.4 blocks-per-game as a junior leading the Falcons to a 6A state runner-up finish.

Bowen is a member of the 29th-ranked recruiting class according to the Collegiate Girls Basketball Report and she was listed No. 98 individually for head coach Tom Collen.

In addition to basketball, Bowen was a member of peer leader group and president of her class for three years. A four-year academic honor roll member, Bowen graduated at the top of her class with a 3.78 grade point average while participating in both basketball and volleyball for the Falcons.

PERSONAL

Jhasmin Lajune Bowen is one of three children of Adrian and Sharon Bowen of Wichita, Kan. Born Jan. 30, 1993, she has two younger siblings; Jharian and Adrienne. Bowen is majoring in accounting at Arkansas.



2012-13 SEASON HIGHS

| | |
|------------|---------------------------|
| Points: | 7, vs. Ole Miss, 3-3-13 |
| FGM: | 3, vs. Ole Miss, 3-3-13 |
| FGA: | 5, Jackson State, 11-9-12 |
| FTM: | 0 |
| FTA: | 0 |
| 3FGM: | 1, vs. Ole Miss, 3-3-13* |
| 3FGA: | 2 vs. MVSU, 12-19-12* |
| Off. Reb. | 3 vs. Oregon, 11-25-12 |
| Def. Reb. | 5, vs. Ole Miss, 3-3-13 |
| Total Reb. | 5, vs. Ole Miss, 3-3-13* |
| Assists: | 3 vs. MVSU, 12-19-12 |
| Blocks: | 2 at Furman, 12-16-12 |
| Steals: | 1 vs. Oregon, 11-25-12* |
| Minutes: | 19 vs. MVSU, 12-19-12 |

CAREER HIGHS

| | |
|------------|---------------------------|
| Points: | 7, vs. Ole Miss, 3-3-13 |
| FGM: | 3, vs. Ole Miss, 3-3-13 |
| FGA: | 5, Jackson State, 11-9-12 |
| FTM: | 1, No. 13 FSU, 11-13-11 |
| FTA: | 2, No. 13 FSU, 11-13-11 |
| 3FGM: | 1, vs. Ole Miss, 3-3-13* |
| 3FGA: | 2 vs. MVSU, 12-19-12* |
| Off. Reb. | 3 vs. Oregon, 11-25-12 |
| Def. Reb. | 5, vs. Ole Miss, 3-3-13* |
| Total Reb. | 5, vs. Ole Miss, 3-3-13* |
| Assists: | 3 vs. MVSU, 12-19-12 |
| Blocks: | 2 at Furman, 12-16-12 |
| Steals: | 1 vs. Oregon, 11-25-12* |
| Minutes: | 19 vs. MVSU, 12-19-12 |

*Most Recent

25



JOEY BAILEY

FORWARD || 6-1 || R-SOPHOMORE || GUNTER, TEXAS || GUNTER HS

BAILEY'S CAREER STATS

| All Games | | | Total | | | | | | | | | | 3 Point | | | | Rebounds | | | | | | | | | |
|-----------|----|----|-------|-----|----|-----|------|----|-----|------|----|-----|---------|-----|-----|-----|----------|----|----|-----|----|-----|-----|-----|-----|--|
| Year | GP | GS | Min | Avg | FG | FGA | Pct | FG | FGA | Pct | FT | FTA | Pct | Off | Def | Tot | Avg | PF | FO | Ast | TO | Blk | Stl | Pts | Avg | |
| 2011-12* | 8 | 0 | 68 | 8.5 | 1 | 9 | .111 | 0 | 4 | .000 | 1 | 3 | .333 | 5 | 13 | 18 | 2.3 | 13 | 0 | 1 | 5 | 1 | 0 | 3 | 0.4 | |
| 2012-13 | 20 | 0 | 184 | 9.2 | 10 | 30 | .333 | 2 | 11 | .182 | 0 | 0 | .000 | 7 | 24 | 31 | 1.6 | 17 | 0 | 9 | 4 | 5 | 2 | 22 | 1.1 | |
| TOTAL | 28 | 0 | 252 | 9.0 | 11 | 39 | .282 | 2 | 15 | .133 | 1 | 3 | .333 | 12 | 37 | 49 | 1.8 | 30 | 0 | 10 | 9 | 6 | 2 | 25 | 0.9 | |

| Southeastern Conference | | | Total | | | | | | | | | | 3 Point | | | | Rebounds | | | | | | | | | |
|-------------------------|----|----|-------|-----|----|-----|------|----|-----|------|----|-----|---------|-----|-----|-----|----------|----|----|-----|----|-----|-----|-----|-----|--|
| Year | GP | GS | Min | Avg | FG | FGA | Pct | FG | FGA | Pct | FT | FTA | Pct | Off | Def | Tot | Avg | PF | FO | Ast | TO | Blk | Stl | Pts | Avg | |
| 2012-13 | 7 | 0 | 46 | 6.6 | 4 | 8 | .500 | 1 | 2 | .500 | 0 | 0 | .000 | 1 | 8 | 9 | 1.3 | 4 | 0 | 2 | 1 | 1 | 0 | 9 | 1.3 | |
| TOTAL | 7 | 0 | 46 | 6.6 | 4 | 8 | .500 | 1 | 2 | .500 | 0 | 0 | .000 | - | - | 9 | 1.3 | 4 | 0 | 2 | 1 | 1 | 0 | 9 | 1.3 | |

*Redshirt Season

AS A REDSHIRT FRESHMAN (2012-13)

Joey Bailey returned to the Arkansas lineup after redshirting her freshman season with an injury. As a redshirt freshman, Bailey played in 20 games averaging 9.2 minutes per contest. She scored a career-best seven points and tied her career-best with five rebounds in a road win at Ole Miss, hitting a career-best three field goals and tying her career-best with one three-pointer. Bailey averaged 1.1 points per game and 1.6 rebounds per game as a redshirt freshman.

In addition to basketball and classes, Bailey also serves as the vice president of the Arkansas Student-Athlete Advisory Committee.

AS A FRESHMAN (2011-12)

Bailey played in eight games before an injury sidelined her for the remainder of the season. In those eight games, Bailey scored three points, had 18 rebounds and one block for the Razorbacks. She played a season-high 17 minutes against South Florida where she had a season-best five rebounds. She matched that with five boards against Morgan State. Bailey played double-digit minutes in three games and had the green light to shoot the three, with four attempts.

AT GUNTER HS

Bailey joined the Razorbacks from Gunter, Texas, where she was a four-year starter and four-sport athlete for the Tigers.

In her final season, Bailey earned her second set of all-state honors in basketball and volleyball, her four TABC All-Regional selection for hoops and averaged 21.6 ppg and 10.0 rpg. Bailey was a McDonald's All-America nominee as a senior.

A four-year starter in basketball, Bailey's prep career includes three District 11-2A most valuable player honors, two District 14-2A Freshman of the Year honors in hoops and softball, two All-Texomaland Player of the Year honors and a pair of first-team selections.

Bailey's success extended into the classroom where she was a multiple-year selection to the District 11-2A Academic team for both volleyball and basketball. The student council president as a senior, Bailey was a member of Beta Club, the National English Honor Society and GHS Homecoming Queen as a senior.

Bailey's prep career finished with numerous highlights including more than 2,000 career points for the Tigers.

Bailey is a member of the 29th-ranked recruiting class according to the Collegiate Girls Basketball Report and she was listed No. 100 individually.

PERSONAL

Born Sept. 14, 1992, Joey Evelyn Bailey is one of two children of Brian and Kari Bailey of Gunter, Texas. She has a younger brother, J. Father, Brian, played basketball at Cameron University. Bailey is majoring in public relations and advertising at Arkansas.

ARKANSAS HOOPS

ITALY

STAFF

RAZORBACKS

REVIEW

RECORDS

HISTORY

OPPONENT INFO/RECORDS

UNIVERSITY



2012-13 SEASON HIGHS

| | |
|------------|----------------------------------|
| Points: | 15 at Furman, 12-16-12 |
| FGM: | 5 at Furman, 12-16-12* |
| FGA: | 11 at Hawai'i, 11-24-12 |
| FTM: | 5 at Furman, 12-16-12 |
| FTA: | 6 at Furman, 12-16-12 |
| 3FGM: | 1, LSU, 1-10-13* |
| 3FGA: | 6 at Hawai'i, 11-24-12 |
| Off. Reb. | 5 vs. No. 13 Oklahoma, 11-23-12 |
| Def. Reb. | 7 at Auburn, 1-3-13 |
| Total Reb. | 11 at Auburn, 1-3-13 |
| Assists: | 3, vs. #17 Kansas, 12-6-12* |
| Blocks: | 2, at Alabama, 2-10-13* |
| Steals: | 2, at Alabama, 2-10-13* |
| Minutes: | 30 vs. No. 13 Oklahoma, 11-23-12 |

CAREER HIGHS

| | |
|------------|----------------------------------|
| Points: | 15 at Furman, 12-16-12 |
| FGM: | 5 at Furman, 12-16-12* |
| FGA: | 11 at Hawai'i, 11-24-12 |
| FTM: | 5 at Furman, 12-16-12 |
| FTA: | 6 at Furman, 12-16-12 |
| 3FGM: | 1 vs. LSU, 1-10-13* |
| 3FGA: | 6 at Hawai'i, 11-24-12 |
| Off. Reb. | 5 vs. No. 13 Oklahoma, 11-23-12 |
| Def. Reb. | 7 at Auburn, 1-3-13 |
| Total Reb. | 11 at Auburn, 1-3-13 |
| Assists: | 3, vs. #17 Kansas, 12-6-12* |
| Blocks: | 2, at Alabama, 2-10-13* |
| Steals: | 2, at Alabama, 2-10-13* |
| Minutes: | 30 vs. No. 13 Oklahoma, 11-23-12 |

*Most Recent

33



MELISSA WOLFF

GUARD || 6-0 || SOPHOMORE || CABOT, ARK. || CABOT HS

WOLFF'S CAREER STATS

| All Games | | | | | | | | | | | | | | Rebounds | | | | | | | | | | | |
|-----------|----|----|-----|------|----|-----|------|----|-----|------|----|-----|------|----------|-----|-----|-----|----|----|-----|----|-----|-----|-----|-----|
| Year | GP | GS | Min | Avg | FG | FGA | Pct | FG | FGA | Pct | FT | FTA | Pct | Off | Def | Tot | Avg | PF | FO | Ast | TO | Blk | Stl | Pts | Avg |
| 2012-13 | 32 | 0 | 484 | 15.1 | 48 | 118 | .407 | 8 | 36 | .222 | 25 | 34 | .735 | 46 | 53 | 99 | 3.1 | 36 | 0 | 20 | 30 | 19 | 25 | 129 | 4.0 |
| TOTAL | 32 | 0 | 484 | 15.1 | 48 | 118 | .407 | 8 | 36 | .222 | 25 | 34 | .735 | 46 | 53 | 99 | 3.1 | 36 | 0 | 20 | 30 | 19 | 25 | 129 | 4.0 |

| Southeastern Conference | | | | | | | | | | | | | | Rebounds | | | | | | | | | | | |
|-------------------------|----|----|-----|------|----|-----|------|----|-----|------|----|-----|------|----------|-----|-----|-----|----|----|-----|----|-----|-----|-----|-----|
| Year | GP | GS | Min | Avg | FG | FGA | Pct | FG | FGA | Pct | FT | FTA | Pct | Off | Def | Tot | Avg | PF | FO | Ast | TO | Blk | Stl | Pts | Avg |
| 2012-13 | 15 | 0 | 227 | 15.1 | 15 | 41 | .366 | 2 | 9 | .222 | 12 | 20 | .600 | 20 | 27 | 47 | 3.1 | 12 | 0 | 6 | 18 | 9 | 10 | 44 | 2.9 |
| TOTAL | 15 | 0 | 227 | 15.1 | 15 | 41 | .366 | 2 | 9 | .222 | 12 | 20 | .600 | - | - | 47 | 3.1 | 12 | 0 | 6 | 18 | 9 | 10 | 44 | 2.9 |

AS A FRESHMAN (2012-13)

Melissa Wolff was impactful off the bench as a true freshman for the Razorbacks in 2012-13. Wolff played in 32 of Arkansas' 33 games averaging 15.1 minutes per contest. Wolff scored a career-best 15 points, going 5-for-6 from the floor, leading Arkansas to a road win at Furman. She scored in double figures twice, recording 11 at Hawai'i in tournament play. Wolff was a solid rebounder as well, averaging 3.1 rpg with 99 boards as a freshman. She grabbed a career-best 11 rebounds in a road game at Auburn and had nine at Florida.

AT CABOT HS

Wolff is a 6-0 guard/forward from Cabot, Ark., where she paced her high school team to a fourth-place conference finish as a sophomore and a second place finish as a junior. She led Cabot to the state tournament championship as a senior.

Wolff was a member of the high school honor roll and also played softball at Cabot.

Wolff was a two-time all-conference, all-state tournament team and tournament MVP. Her career-bests include 32 points scored, 15 rebounds and 10 steals. As a junior Wolff averaged 17 ppg, 6.4 rpg and 4.1 steals per game for the Panthers. Wolff earned MVP honors at the senior All-Star game, was 2012 Ms. Basketball and a 103.7 The Buzz player of the year as a senior.

In addition to basketball, Wolff is a member of the National Honor Society and played softball for a season.

PERSONAL

Melissa Lea Wolff was born Sept. 20, 1994, and is the daughter of Kenny and Jennifer Wolff. She has an older brother Matthew.



13



ANA - CARLOTA FAUSSURIER

FORWARD || 6-2 || R-FRESHMAN || YECLA, SPAIN || IES JOAQUIN BLUME

AS A FRESHMAN (2012-13)

Ana-Carlota Faussurier redshirted the 2012-13 season.

Faussurier won a gold medal with Spain at the U20 European Championship in Samsun, Turkey, this summer. Faussurier's team defeated Italy, 59-53, in the championship to win gold. Spain trailed the entire first half before holding Italy scoreless for more than eight minutes in the second frame. It is Spain's third consecutive gold medal in the U20 European Championship for women.

Faussurier played in nine games with the U20 team playing her tournament best 14 minutes in the win over Russia. She averaged 1.7 rebounds per game and scored 10 points while averaging about eight minutes a game.

She has also been a member of the U16 and U18 teams for Spain. She also played with Spain's U19 world championship team in Lithuania the following week.

AT IES JOAQUIN BLUME

Faussurier is a 6-2 power forward from Yecla, Spain. She is a 2012 graduate of IES Joaquin Blume. Faussurier played for the Segle XXI club team in Barcelona, Spain, winning the Copa Catalunya LF2 in her senior season. Her all-junior team played in Spain's second division against professional players and Faussurier was the only player to start all 27 games.

Faussurier averaged 5.0 points per game and 4.8 rebounds per game in her final season with 0.8 assists per game and 0.5 steals per game.

In addition, Faussurier was a member of the Spanish National Team and competed in the 16-under European Championships in Ptolemaida, Greece.

PERSONAL

Ana-Carlota Zafrilla Faussurier will be working toward a degree in nursing at Arkansas. Born July 9, 1994, she is the daughter of Philippe and Esperanza Faussurier and has a younger brother, Jorge.



ARKANSAS HOOPS

ITALY

STAFF

RAZORBACKS

REVIEW

RECORDS

HISTORY

OPPONENT INFO/RECORDS

UNIVERSITY



20



AUJONTAE DANIELS

FORWARD | 5-8 | SOPHOMORE | LITTLE ROCK, ARK. | PARKVIEW

AT PARKVIEW HIGH

Aujontae Daniels was a two-sport athlete at Parkview High playing basketball and competing in track and field. She helped the Patriot's to the 6A title as a senior on the hardwood and to a conference title in track and field her junior year. She placed fifth in the triple jump as a senior at the conference meet.

In addition to basketball, Daniels lettered in track and field and volleyball for the Patriots. She was also a member of yearbook and Beta club.

PERSONAL

Born April 15, 1994, Aujontae Janay Daniels is one of three children to Chuck Mitchell and Vernita Daniels. She has an older sibling, Ashten, and younger sibling Aaren. Daniels is a criminal justice major at Arkansas.



3



MCKENZIE ADAMS

GUARD || 5-9 || FRESHMAN || FRISCO, TEXAS || FRISCO CENTENNIAL HS

PRIOR TO ARKANSAS

McKenzie Adams checks in from Frisco, Texas, where she played for Frisco Centennial High School. Adams averaged 19.9 ppg, 3.9 rpg and 3.6 assists per game as a junior, earning District 9-4A MVP honors. Originally from Bryant, Ark., Adams' family moved to Texas prior to her junior year of high school.

Adams follows in her father's footsteps as a Razorback. Gary "Peanut" Adams played football at Arkansas from 1988-92.

"I've loved Kenzie since the first time I watched her play in camp," Arkansas head coach Tom Collen said. "We offered her after her freshman year when she was at Bryant High School. She is a true combo guard that can play the point or the shooting guard. She was raised in a household that loves the Razorbacks since her father Peanut Adams, played football at Arkansas. Kenzie is an outstanding passer, but she can shoot it with anyone in the country. In my opinion she is one of the top five players in the state of Texas in the 2013 class and maybe the best overall guard. She is also an outstanding student and we are looking forward to her freshman season"

PERSONAL

Born Jan. 27, 1995, McKenzie Adams is the oldest of two children to Michelle and Gary Adams of Frisco, Texas. She has a younger sister, Mallory. Father, Gary "Peanut" Adams played football for the Razorbacks. Adams plans to major in kinesiology at Arkansas with the possibility of pursuing PT or dental school after graduation.

ARKANSAS HOOPS

ITALY

STAFF

RAZORBACKS

REVIEW

RECORDS

HISTORY

OPPONENT INFO/RECORDS

UNIVERSITY



15



KELSEY BROOKS

GUARD || 5-9 || FRESHMAN || LENEXA, KAN. || OLATHE NORTHWEST HS

AT OLATHE NORTHWEST HS

Kelsey Brooks, a 5-9 guard, was an early signee for the Razorbacks. A Lenexa, Kan., native, Brooks attended Olathe Northwest High School.

As a junior Brooks averaged 12 points per game and shot better than 50 percent from the field, leading the Ravens to a program-best 23-2 record and an undefeated Sunflower League record. The Ravens were runners-up at the Kansas 6A state tournament last year as Brooks earned the *Olathe Daily News* Player of the Year honor.

Brooks' high school honors are numerous, including 2012 KBCA Class 6A All-State, Wichita Eagle All-Class Girls 6A, Sunflower League First-Team, DiRenna Award finals and All-Kansas City Metro First-Team as a junior. Brooks was also an honor roll student at *Olathe Northwest High*.

"We have followed Kelsey since her freshman year in high school," Collen said. "She is outstanding defensively and one of the quickest leapers I have ever seen. She played point guard in high school and club basketball, but she will be a combo guard for us. She is explosive off the dribble and can really shoot the three. Kelsey is also an outstanding student and just a great person. She has really wanted to attend Arkansas from day one and I admire her for that. Our fans will love her."

PERSONAL

Born May 19, 1995, Kelsey Mane Brooks is one of three children to Cecil and Kelly Brooks of Olathe, Kan. She has an older brother, Cecil Jr., and older sister, Mia. Brooks hopes to pursue a career as a college coach or a sports analyst after graduation.

ARKANSAS HOOPS

ITALY

STAFF

RAZORBACKS

REVIEW

RECORDS

HISTORY

OPPONENT INFO/RECORDS

UNIVERSITY



00



JESSICA JACKSON

FORWARD || 6-3 || FRESHMAN || JACKSONVILLE, ARK. || JACKSONVILLE HS

AT JACKSONVILLE HS

Jessica Jackson, a 6-3 forward from Jacksonville, Ark., attended Jacksonville High and signed with the Razorbacks during the spring signing period. Jackson was rated the No. 7 recruit in the nation in the Class of 2013 by Dan Olson's Collegiate Girl's Basketball Report. Jackson played AAU hoops with the Arkansas Mavericks and Coach Ed Durham.

As a senior, Jackson led the Red Devils to a 26-4 record and a 12-0 mark in league play, culminating in the 5A state title. Jackson averaged 22 points per game, 15 rebounds per game and two blocks per game as a senior. Some of Jackson's recent honors include being named the MVP of the state championship game, all-state and all-conference honors and earning WBCA All-America honors.

"We have been very patient with Jess's recruitment," Arkansas head coach Tom Collen said. "Every program in the country wanted her so it's very significant that she decided to stay home and become a Razorback. This is a young lady that could play any position on the floor if we ask her. She is the true definition of a point forward. She has guard skills in a post player's body."

"The last time an in-state player of her caliber stayed home was Shameka Christon, and Arkansas was in the NCAA Tournament three consecutive years. Jess has the ability to have the same type of impact and more."

Jackson was ranked 17th overall in the *espnW HoopGurlz* Top 100 for the 2013 class. Jackson is a key player in a class that ranks 20th (*espnW HoopGurlz*) and also includes guards McKenzie Adams, Bria Pitts and Kelsey Brooks as well as forward Khadijah West. Collen said that group might be the greatest collection of guards in school history.

Jackson also considered Georgia, Kentucky, Oklahoma State, Baylor, Texas A&M, Texas and Miami.

"Anytime you beat out a half dozen Final Four programs on a recruit, it's a huge statement for our program," Collen said. "Hopefully it's the first of many to come. I'm so proud of Jess and her dad, Jeff, that they stuck with their hearts and decided to be the cornerstone of building the Arkansas program. Our fans should be very excited and appreciate her loyalty."

PERSONAL

Born July 6, 1995, Jessica Janelle Jackson is one of seven children to Jeff Jackson and Tonya Johnson of Jacksonville, Ark. Her siblings include Chris, Adrian, Asia, Jennifer, Kailyn, Cedric and Khylan. She is a kinesiology major at Arkansas.



ARKANSAS HOOPS

ITALY

STAFF

RAZORBACKS

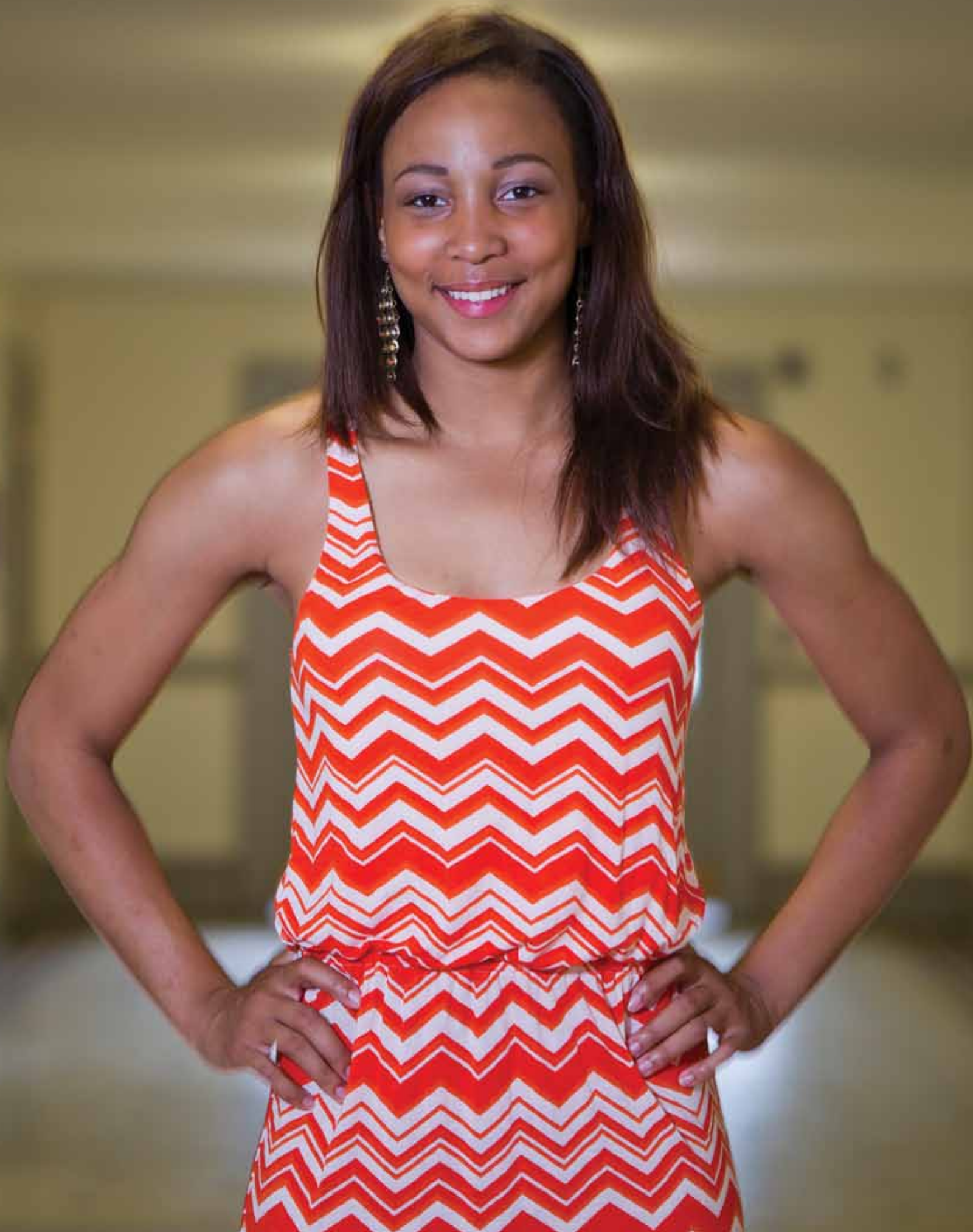
REVIEW

RECORDS

HISTORY

OPPONENT INFO/RECORDS

UNIVERSITY



22



BRIA PITTS

GUARD/FORWARD || 5-8 || FRESHMAN || BROKEN ARROW, OKLA || EAST CENTRAL HS

AT EAST CENTRAL HS

Pitts is a native of Broken Arrow, Okla., and attended East Central High. The 5-8 guard/forward was the leading scorer for the Class 5A runners-up last season and averaged 14.5 points, 5.6 rebounds, 6.2 assists and 5.2 steals per game as a junior. Pitts tore her ACL in the state semifinals in 2012. Pitts was the sixth-ranked player the state of Oklahoma last season.

"We were very fortunate to sign Bria in the latter stages of the recruiting process," Arkansas head coach Tom Collen said. "She had committed to Ole Miss but decided to stay closer to home. Had she not injured her knee during her junior season, she would have been ranked in the top 50 nationally and is one of the top two guards in the state of Oklahoma. She is extremely athletic. She can play any guard position on the floor and she has great court awareness. Bria is a great three-point shooter as well. She is a great student and will represent the women's basketball program at Arkansas at a very high level."

PERSONAL

Born May 11, 1995, Bria Larisse Pitts is one of two children to Gary and Rhonda Pitts of Broken Arrow, Okla. She has an older sister, Ashlee, who plays basketball at Southwest Baptist University. Pitts is from an athletic family with her father playing football and mother running track at Central Missouri.



#NEVERYIELD

65

ARKANSAS HOOPS

ITALY

STAFF

RAZORBACKS

REVIEW

RECORDS

HISTORY

OPPONENT INFO/RECORDS

UNIVERSITY



32



KHADIJAH WEST

FORWARD || 6-2 || FRESHMAN || SHREVEPORT, LA. || HUNTINGTON HS

AT HUNTINGTON HS

Khadijah West is a 6-2 post player from Shreveport, La., where she played for Huntington High. She signed with the Razorbacks as the 20th-ranked player at her position by *ESPN.com*.

West led the Lady Raiders to the LHSAA Class 4A regional finals as a senior, averaging 18.7 points per game, 11 rebounds per game and two blocks a game, while leading Huntington to an 18-11 record last season. West earned MVP honors for District 1-4A and all-city honors. West also considered South Carolina, Georgia, Ole Miss and Oregon.

"We are really excited and fortunate to sign a player of K's talent in the late signing period," Arkansas head coach Tom Col-len said. "She fell off the radar of a lot of schools due to not playing last summer. Prior to that she was a top 70 player. We stayed with her and I think that made an impression on her. She is a versatile forward who can play the four or five in our system. I think she will be a solid rebounder and she is a really good passer. She is very unselfish and I think she has a chance to impact us right away if she can work hard to get in shape this summer."

PERSONAL

Born Aug. 10, 1994, Khadijah Rashad West is the youngest of two children to Carla West of Shreveport, La. She has an older brother, Cartraveon. West has a one-year-old son, Michael Junior.



#NEVERYIELD

ARKANSAS HOOPS

ITALY

STAFF

RAZORBACKS

REVIEW

RECORDS

HISTORY

OPPONENT INFO/RECORDS

UNIVERSITY

DEPARTING PLAYERS

ERIN GATLING

| Year | GP | GS | Min | Avg | Total | | | 3 Point | | | Rebounds | | | | | | | | | | PF | FO | Ast | TO | Blk | Stl | Pts | Avg |
|---------|----|----|-----|------|-------|-----|------|---------|-----|------|----------|-----|------|-----|-----|-----|-----|----|---|----|----|----|-----|-----|-----|-----|-----|-----|
| | | | | | FG | FGA | Pct | FG | FGA | Pct | FT | FTA | Pct | Off | Def | Tot | Avg | | | | | | | | | | | |
| 2011-12 | 17 | 0 | 131 | 7.7 | 17 | 37 | .459 | 5 | 10 | .500 | 15 | 23 | .652 | 8 | 13 | 21 | 1.2 | 10 | 0 | 15 | 14 | 1 | 5 | 54 | 3.2 | | | |
| 2012-13 | 32 | 4 | 596 | 18.6 | 59 | 169 | .349 | 30 | 79 | .380 | 40 | 51 | .784 | 17 | 38 | 55 | 1.7 | 51 | 0 | 60 | 41 | 2 | 36 | 188 | 5.9 | | | |
| TOTAL | 49 | 4 | 727 | 14.8 | 76 | 206 | .369 | 35 | 89 | .393 | 55 | 74 | .743 | 25 | 51 | 76 | 1.6 | 61 | 0 | 75 | 55 | 3 | 41 | 242 | 4.9 | | | |

KELSEY HATCHER

| Year | GP | GS | Min | Avg | Total | | | 3 Point | | | Rebounds | | | | | | | | | | | | | | |
|---------|----|----|-----|------|-------|-----|------|---------|-----|------|----------|-----|-------|-----|-----|-----|-----|----|----|-----|----|-----|-----|-----|-----|
| | | | | | FG | FGA | Pct | FG | FGA | Pct | FT | FTA | Pct | Off | Def | Tot | Avg | PF | FO | Ast | TO | Blk | Stl | Pts | Avg |
| 2011-12 | 17 | 0 | 110 | 6.5 | 6 | 27 | .222 | 5 | 18 | .278 | 2 | 3 | .667 | 3 | 5 | 8 | 0.5 | 6 | 0 | 10 | 7 | 0 | 2 | 19 | 1.1 |
| 2012-13 | 13 | 10 | 234 | 18.0 | 19 | 66 | .288 | 14 | 41 | .341 | 4 | 4 | 1.000 | 2 | 5 | 7 | 0.5 | 14 | 0 | 18 | 11 | 0 | 4 | 56 | 4.3 |
| TOTAL | 30 | 10 | 344 | 11.5 | 25 | 93 | .269 | 19 | 59 | .322 | 6 | 7 | .857 | 5 | 10 | 15 | 0.5 | 20 | 0 | 28 | 18 | 0 | 6 | 75 | 2.5 |

SARAH WATKINS

| Year | GP | GS | Min | Avg | Total | | 3 Point | | | FT | FTA | Rebounds | | | PF | FO | Ast | TO | Blk | Stl | Pts | Avg | | | |
|---------|-----|----|------|------|-------|------|---------|----|-----|------|-----|----------|------|-----|-----|-----|-----|-----|-----|-----|-----|-----|-----|------|------|
| | | | | | FG | FGA | Pct | FG | FGA | | | Pct | Pct | Off | | | | | | | | | Def | Tot | |
| 2009-10 | 30 | 2 | 619 | 20.6 | 71 | 188 | .378 | 3 | 9 | .333 | 31 | 50 | .620 | 41 | 75 | 116 | 3.9 | 63 | 0 | 14 | 56 | 40 | 17 | 176 | 5.9 |
| 2010-11 | 34 | 34 | 1012 | 29.8 | 169 | 364 | .464 | 23 | 64 | .359 | 97 | 141 | .688 | 74 | 117 | 191 | 5.6 | 93 | 2 | 23 | 72 | 58 | 17 | 458 | 13.5 |
| 2011-12 | 33 | 33 | 863 | 26.2 | 118 | 333 | .354 | 12 | 49 | .245 | 82 | 111 | .739 | 67 | 78 | 145 | 4.4 | 87 | 2 | 22 | 56 | 63 | 21 | 330 | 10.0 |
| 2012-13 | 33 | 6 | 739 | 22.4 | 159 | 343 | .464 | 3 | 21 | .143 | 101 | 129 | .783 | 58 | 94 | 152 | 4.6 | 104 | 6 | 23 | 67 | 40 | 25 | 422 | 12.8 |
| TOTAL | 130 | 75 | 3233 | 24.9 | 517 | 1228 | .421 | 41 | 143 | .287 | 311 | 431 | .722 | 240 | 364 | 604 | 4.6 | 347 | 10 | 82 | 251 | 201 | 80 | 1386 | 10.7 |

QUISTELLE WILLIAMS

| Year | GP | GS | Min | Avg | Total | | 3 Point | | | Rebounds | | | | | | | | | | PF | FO | Ast | TO | Blk | Stl | Pts | Avg |
|---------|-----|----|------|------|-------|-----|---------|----|-----|----------|----|-----|------|-----|-----|-----|-----|-----|---|----|-----|-----|----|-----|------|-----|-----|
| | | | | | FG | FGA | Pct | FG | FGA | Pct | FT | FTA | Pct | Off | Def | Tot | Avg | | | | | | | | | | |
| 2009-10 | 26 | 0 | 382 | 14.7 | 44 | 109 | .404 | 7 | 36 | .194 | 16 | 26 | .615 | 31 | 67 | 98 | 3.8 | 37 | 2 | 14 | 27 | 10 | 13 | 111 | 4.3 | | |
| 2010-11 | 25 | 1 | 349 | 14.0 | 38 | 87 | .437 | 6 | 16 | .375 | 14 | 23 | .609 | 33 | 44 | 77 | 3.1 | 33 | 0 | 7 | 18 | 9 | 15 | 96 | 3.8 | | |
| 2011-12 | 32 | 0 | 556 | 17.4 | 70 | 169 | .414 | 10 | 48 | .208 | 19 | 38 | .500 | 49 | 93 | 142 | 4.4 | 52 | 1 | 18 | 26 | 14 | 28 | 169 | 5.3 | | |
| 2012-13 | 33 | 33 | 889 | 26.9 | 140 | 318 | .440 | 25 | 79 | .316 | 33 | 47 | .702 | 88 | 143 | 231 | 7.0 | 77 | 0 | 39 | 51 | 20 | 43 | 338 | 10.2 | | |
| TOTAL | 116 | 34 | 2176 | 18.8 | 292 | 683 | .428 | 48 | 179 | .268 | 82 | 134 | .612 | 201 | 347 | 548 | 4.7 | 199 | 3 | 78 | 122 | 53 | 99 | 714 | 6.2 | | |



ARKANSAS

REVIEW



2013 | WOMEN'S BASKETBALL | 2014

ARKANSAS' 2012-13 RECORD WHEN

| | |
|--|-------|
| Overall..... | 20-12 |
| Home | 12-5 |
| Away | 7-5 |
| Neutral..... | 1-2 |
| SEC | 6-10 |
| Home | 3-5 |
| Away | 3-5 |
| Non-Conference | 14-2 |
| Home | 9-0 |
| Away | 4-0 |
| Neutral..... | 1-2 |
| vs. Ranked..... | 1-7 |
| vs. Unranked..... | 19-5 |
| November | 6-1 |
| December | 6-0 |
| January | 3-5 |
| February | 3-5 |
| March..... | 3-2 |
| Monday | 1-0 |
| Tuesday..... | 0-0 |
| Wednesday | 1-0 |
| Thursday | 8-6 |
| Friday | 3-1 |
| Saturday..... | 1-0 |
| Sunday | 6-5 |
| Leading at half | 18-5 |
| Trailing at half | 1-7 |
| Tied at half | 1-0 |
| Outrebounding opponents..... | 14-5 |
| Outrebounded by opponents..... | 5-7 |
| Same number of rebounds..... | 0-0 |
| More three-pointers made | 15-4 |
| Fewer three-pointers made..... | 5-7 |
| Same number..... | 1-1 |
| Holding opponents under 60..... | 14-6 |
| Holding opponents under 50..... | 6-2 |
| Scoring 60+ points..... | 18-2 |
| In central time zone..... | 19-6 |
| Outside CST | 3-5 |
| When making 6+ threes | 10-1 |
| Committing 15 or less TO | 13-4 |
| Making 12+ FT | 14-3 |
| Overtime..... | 2-1 |
| Watkins scores 20+ | 4-1 |
| Berna has 7+ assists..... | 13-3 |
| Berna plays 40+ minutes | 8-5 |
| Starters | |
| Peak, Berna, Williams, Watkins, Hatcher .. | 3-1 |
| Peak, Berna, Williams, Bowen, Hatcher ... | 6-0 |
| Peak, Berna, Williams, Bowen, Wilson | 9-8 |
| Peak, Berna, Williams, Bowen, Gatling | 1-2 |
| Peak, Berna, Williams, Watkins, Gatling.. | 1-1 |
| Bench outscored the starters | 6-2 |
| Starters outscore the bench..... | 19-9 |
| Leading scorer comes off the bench | 9-5 |



Pictured (l-r): Ana Faussurier, Jhasmin Bowen, Dominique Wilson, Dominique Robinson, Sarah Watkins, Quistelle Williams.

2012 - 13 SEASON REVIEW

TEN THINGS YOU NEED TO KNOW ABOUT THE 2012-13 RAZORBACKS

- Arkansas posted its third consecutive 20-win season
- Arkansas made its third consecutive postseason appearance and 21st-appearance in program history
- Two Razorbacks, Sarah Watkins and Quistelle Williams reached scoring and rebounding milestones
- Head coach Tom Collen reached the 100-win plateau at Arkansas and the 300-win milestone for his career
- Arkansas was ranked in the top 25 for several weeks last season
- Sophomore Calli Berna set the single-season assist record
- Senior Sarah Watkins was named SEC Co-Sixth Player of the Year
- Calli Berna played 1,168 minutes, an average of 35.4 per game, which was second in the conference in all games. In SEC only games, she played 626 minutes, averaging 39.3 minutes per game
- Arkansas begins its 21st season in Bud Walton Arena with 19 winning seasons in program history
- The Razorback recent recruiting class was ranked No. 20 by *ESPNW.com*

WATKINS PICKED BY COACHES; ARKANSAS NINTH

University of Arkansas senior Sarah Watkins earned a first-team nod and the Razorbacks were selected ninth in the Southeastern Conference Coaches Preseason Poll. Watkins, who was a preseason second-team pick by the league's media, was a second-team honoree last year for the Razorbacks. As a team, the Razorbacks returned to the NCAA Tournament last year, reaching the postseason for the third time in five seasons under Collen. Arkansas set program records for most SEC wins, most consecutive SEC wins and for the team's finish, tied for fourth last year.

KEIRA PEAK NAMED SEC PLAYER OF THE WEEK

Keira Peak earned her first selection as SEC Player of the week after the Hawai'i Tournament. Peak's 12 points at Oral Roberts was her second consecutive game with double digit points. Against No. 13 Oklahoma, Peak had career-best points (30), FGM (12), FGA (19), 3PT (4) 3PTA (8) and one shy of career-best steals (3). Her 30 points was the first

time since 2006 that a Razorback scored 30+ points. She had her fourth consecutive game in double digits at Hawai'i with a win over the host team in nonconference tournament play. The 24 points against Oregon was her fifth consecutive game in double figures. Peak scored 82 points in four games this week with one double-double, one game of 30 points and led Arkansas to a 3-1 week. She was named MVP of the Waikiki Beach Marriott Rainbow Wahine Showdown. She averaged 20.5 points, 5.5 rebounds, 1.7 assists and 2.8 steals on the week.

WATKINS 1000 CAREER POINTS

Sarah Watkins slipped over the 1,000 point career scoring plateau Saturday with a 25-point effort in a win at Hawai'i in Honolulu. Watkins, a Germantown, Tenn., native, begin the 2012-13 season with 962 points. Watkins became the 27th player in program history to score at least 1,000 career points for the Razorbacks. As a freshman, Watkins scored 176 points. She upped that to 458 points as a sophomore and had 330 as a junior. Watkins finished her career with 1,374 career points ranking 12th in program history. She was three points from the No. 11 spot and 17 points out of the top 10 at Arkansas.

1000 POINTS AND 500 BOARDS

Sarah Watkins became the 26th player in program history to surpass the 500 rebound mark and the 17th player to record both 500 rebounds and at least 1000 career points. Watkins finished her career with 604 career boards ranking 16th all-time at Arkansas.

MILESTONES THIS YEAR FOR ARKANSAS

With five rebounds against Georgia, senior Quistelle Williams passed the 500-rebound mark. She became the second Arkansas player to reach 500 career rebounds this season, as Sarah Watkins pulled down her 500th career rebound earlier in the season against Pepperdine. Williams finished her career with 548 career boards ranking 18th all-time at Arkansas.

100 RAZORBACK WINS

Head coach Tom Collen completed his sixth season as the Razorbacks' head coach and had a 95-66 record in his first five years. Collen reached his 100th win at Arkansas against Pepperdine becoming the third coach in program history to do so joining Gary Blair (198-120, 10 years) and John Sutherland (174-88, 9 years). He finished the year 20-13 overall and is 113-79 for his Arkansas career and 330-149 in 16 seasons as a head coach.

Arkansas head coach Tom Collen.



ARKANSAS' 2012-13 RECORD WHEN

- Shooting 50 percent or more: 4-0
- Shooting 40-49 percent: 8-3
- Shooting less than 40 percent: 8-10
- Opponent shoots 50 percent or better: 0-3
- Opponent shoots 40-49 percent: 1-4
- Opponent shoots less than 40 percent: 19-6
- ARK attempts 20 or more FTs: 12-4
- ARK attempts fewer than 20 FTs: 8-8
- Opponent attempts 20 or more FTs: 6-8
- Opponent attempts fewer than 20 FTs: 13-5
- Bench outscores opponent bench: 18-7
- Opponent bench outscores OU bench: 1-5
- Bench scoring is even: 1-1
- ARK leads points in the paint: 14-3
- Opponent leads points in the paint: 5-9
- Points in the paint are even: 1-1
- Scores fewer than 50 points: 0-5
- Scores 50-59 points: 1-6
- Scores 60-69 points: 7-0
- Scores 70-79 points: 5-2
- Scores 80-89 points: 3-0
- Scores 90-99 points: 4-0
- Allows fewer than 50 points: 6-2
- Allows 50-59 points: 10-2
- Allows 60-69 points: 3-6
- Allows 70-79 points: 0-2
- Allows 80-89 points: 1-1
- Games decided by 1-4 points: 0-5
- Games decided by 5-9 points: 4-3
- Games decided by 10-19 points: 6-3
- Games decided by 20 or more points: 10-2

THE LAST TIME...

ARKANSAS...

Scored 100 points at home
106, Sam Houston State (12-29-09)
Scored 100 points on the road
108, Baylor (3-6-91; SWC Tourn., Dallas, Texas)
Scored 90 points on the road
91, (91-80 Win in 3OT, 2-10-13, at Alabama)
Scored 70-79 points on the road
77, at Ole Miss (1-31-13, W 77-66)
Allowed 100 points
100, #3 Connecticut (11-14-1998)
Allowed 80+ points
80, (91-80 Win in 3OT, 2-10-13, at Alabama)
Allowed 70-79 points
78, Vanderbilt (1-13-13, L 58-78)
Allowed 69-60 points
64, Florida (3-7-13, SEC Tournament)
Held opponent to 60-50 points
57, vs. Memphis (WNIT, W, 67-57, 3-21-13)
Held opponent to 40-49 points
41, SIU-Edwardsville (3-14-13)
Held opponent to 39-30
38, Furman (12-16-12, W 73-38)
Held opponent under 45 points three cons. games
38, Furman (12-16-12, W 73-38); 42 Mississippi Valley State (12-19-12, W 99-42);
41 Northwestern State (12-21-12, W 80-41)
Held opponent to 29 points or less
19, at Bartlesville Wesleyan (12-4-1976; W 68-19)
Scored 90+ points
93, Ole Miss (3-3-13)
Scored 80-89 points
80 vs. Northwestern State (12-21-12)
Scored 70-79 points
74, vs. No. 10/8 Kentucky (2-7-13)
Scored 60-69 points
67, vs. Memphis (WNIT, W, 67-57, 3-21-13)
Was held to 60-50
59, Florida (3-7-13; SEC Tournament)
Was held to 49-40
44, at Mississippi State (L 44-47, 2-3-13)
Was held to 39-20
34, at No. 13/12 Georgia (L 66-34, 2-21-13)
Was held to 20 or less
N/A
Held an opponent under 15 points in a half
11, First Half vs. Missouri (2-17-13, W 61-40)
Won an overtime game
91-80 Win in 3OT, 2-10-13, at Alabama
Lost an overtime game
80-74 loss vs. No. 10/8 Kentucky (2-7-13)
Won a double overtime game
73-72, vs. Florida (1-29-12)
Lost a double overtime game
N/A
Won at triple overtime game
91-80 Win in 3OT, 2-10-13, at Alabama
Played consecutive overtime games
2/7/13 (80-74 loss to Kentucky) and 2/10/13 (91-80 3OT win vs. Alabama)
Won a regular season tournament
WBI Tipoff Classic, Daytona Beach, Fla. (Nov. 11-13, 2011)
Made 30-39 field goals
36, Ole Miss (W, 93-52, 3-3-13)
Made 20-29 field goals
22, vs. Memphis (WNIT, W, 67-57, 3-21-13)
Made 10-19 field goals
14, at No. 13/12 Georgia (L 66-34, 2-21-13)
Held opponent under 15 field goals
14, Missouri (2-17-13, W 61-40)
Made 10 three-point field goals
12, Ole Miss (W, 93-52) (3-3-13)
Did not make a three point basket (began in 1986)
0-10, at Mississippi State (L 44-47, 2-3-13)
Made 30 free throws
38 at Florida (38-54); (2-22-04)
Made 15+ Free Throws
22, Missouri (2-17-13, W 61-40)
Shot 40% or better from the field
48.1, SIU-Edwardsville (3-14-13)
Shot 50% or better from the field
50% (31-62) at Hawai'i (W, 83-68) (11-24-12)
Shot 60% or better from the field
.600 (36-60) vs. Ole Miss (W, 93-52; 3-3-13)
Held to less than 40% from the field
.379, vs. Memphis (WNIT, W, 67-57, 3-21-13)
Held to less than 30% from the field
.264 at No. 13/12 Georgia (L 66-34, 2-21-13)
Held to less than 20% from the field
.182 (10-55), vs. No. 6/7 Tennessee (1-8-12; L, 38-69)
Allowed opponent to shoot over 50% from the field
.560, at Vanderbilt, (1-13-13, L 58-78)
Held opponent to less than 40% from the field
.367, vs. Memphis (WNIT, W, 67-57, 3-21-13)
Held opponent to less than 30% from the field
.280 (14-50), Missouri (2-17-13, W 61-40)
Held opponent to less than 20% from the field in as single half
.185 (5-27), Missouri (2-17-13, W 61-40)
Held opponent under 15% from three point distance
.000 SIU-Edwardsville (3-14-13)
Had 70+ rebounds
74, Mississippi Valley State (11-24-89)
Had 60-69 rebounds
64 (13-51), vs. Morgan State (12-19-11; W, 81-50)
Had 50-59 rebounds
52, (91-80 Win in 3OT, 2-10-13, at Alabama)
Had five or more blocked shots in a game
5, vs. Ole Miss (W, 93-52) (3-3-13)
Had 20 or more assists in a game
29, Ole Miss (W, 93-52) (3-3-13)
Had 20 or more steals in a game



Sarah Watkins

RAZORBACKS VERSUS RANKED TEAMS

Arkansas played eight games against ranked teams in 2012-13 – at home against No. 17 Kansas, No. 24 Texas A&M, No. 13 Georgia, No. 14 South Carolina, No. 8 Kentucky, and No. 11 Tennessee, at No. 12 Georgia, and in Hawaii against No. 13 Oklahoma. Arkansas went 1-7 versus ranked teams, but played a number of tight matchups. The Razorbacks took an 11-point halftime lead versus Georgia at home, fell by just one possession against Oklahoma and South Carolina, and led Kentucky in the second half before being pushed to overtime. Arkansas was up nine at the break against Tennessee, but was outscored 41-26 in the second half.

CAN I BUY A BASKET

The Razorbacks were 1-7 against ranked teams, but battled hard and lost three of those games by four points or less. Of Arkansas' 13 losses in 2012-13, the Razorbacks have held the lead in the second half six times (Oklahoma, Georgia, Auburn, Mississippi State, Kentucky and Tennessee), and four times have had the final possession with a chance to tie or win the game (Auburn, South Carolina, Mississippi State, and Kentucky).

20 WINS

With the win over Memphis in the first round of the WNIT Tournament, Arkansas reached the 20-win plateau for the 19th time in program history. Head coach Tom Collen has posted three consecutive 20-win seasons. He is the third Arkansas coach to reach 20 wins three consecutive years and it is the fourth time in program history the Razorbacks have strung together back-to-back-to-back 20 win seasons.

WATKINS EARNS POSTSEASON HONORS

Sarah Watkins earned Southeastern Conference Co-Sixth Player of the Year honors as well as *CollegeSportsMadness.com* Fourth-Team honors in 2012-13. Watkins, a Germantown, Tenn., native, is the first player off the bench for the Razorbacks and leads the team in scoring while ranking among the conference leaders this season. Watkins had been a regular starter for two seasons as a sophomore and junior and began her senior season in that same role for the Razorbacks. Four games into the season, however, the 6-3 post player found herself with limited minutes because of some early game foul trouble. As the team's leading scorer, Watkins had a number of strong performances throughout the year. She scored a career high 28 points at Ole Miss on 11 made field

goals. She scored more than 20 points five times this season – scoring 22 points versus Coppin State and Ole Miss, and 25 points at Hawai'i (in her first game off the bench) and against Kentucky. She had 22 games with double figure scoring. She is reliable from the free throw line, making 101-of-129 attempts for a 78.3 percentage, good for third in the conference. She averaged 1.2 blocks per game, with 40 on the year, the 11th best mark in the SEC. Her five blocks against Kentucky was tied for the third highest single game performance in the conference this season. Watkins is also a good shot blocker ranking second all-time in program history with 200 career blocked shots for the Razorbacks.

BERNA SETS SINGLE-SEASON ASSIST RECORD

With just over 15 minutes to play against Tulane in WNIT action, sophomore Calli Berna recorded her second assist of the contest and became the Razorbacks' single-season assists record holder in a game. Berna entered the game with 204 career assists, tied Amy Wright (2005) with her first assist in the first half and set the record with her second helper of the game. Berna led the SEC in assists this season. The Fayetteville, Ark., native averaged 6.3 assists per game with 208 assists for the year, with 30 more assists than the second highest total. Berna also finished first in SEC-only games with 6.4 apg. Berna also ranked third in the SEC and 9th in the NCAA in assist/turnover ratio. The point guard had 208 assists and just 86 turnovers for a 2.4 ratio last season. She ranked third in the SEC in conference only games with 99 assists and 44 turnovers for a 2.3 ratio. Berna had four games last season with zero turnovers and four games with double-figure assists, including a career-best 12 twice.

NICE PASS

Sophomore Calli Berna had an excellent season distributing the ball and running the Razorback offense. After recording 88 assists in her freshman campaign, she jumped into the spotlight as a junior with a school record 208 assists. Berna is over the 200-assist mark for her career and ranks 12th and climbing in the career assists category with 296 for her career with two years of eligibility remaining. She had four games this season with double digit assists. She set a career high with 12 assists against Coppin State, and later tied that mark with 12 helpers versus SIUE. Against both Kentucky and Alabama this year she had 11 assists; the first time in her career she had consecutive games with double digits assists. With 12 points against the Wildcats, she also recorded her first career double-double.

CALLI BERNA

The point guard has 208 assists and just 86 turnovers for a 2.4 ratio. She was third in the SEC in conference only games with 99 assists to 44 turnovers for a 2.3 ratio. Berna had

Calli Berna



21, Davidson (11-14-10)
Had 15+ steals in a game
18, Oregon, (11-25-12, W 79-67)
Had 20 or more turnovers in a game
23, at No. 13/12 Georgia (L 66-34, 2-21-13)
Forced 20 or more turnovers in a game
23, SIU-Edwardsville (3-14-13)
Forced 25+ Turnovers in a game
25, (91-80 Win in 3OT, 2-10-13, at Alabama)
Defeated a ranked team
64-56, vs. No. 17 Kansas (12-6-12)
Defeated a ranked team on the road
72-71, at No. 6/7 Tennessee (OT) (2-23-12)
All-time SEC record
111-188 (22 years/through Ole Miss)
All-time SEC win streak
8 games (1-15-12: Auburn through 2-15-12: at Auburn)
All-time SEC home win streak
5 games (1-15-12: Auburn through 2-9-12: South Carolina)

THE LAST TIME A RAZORBACK PLAYER...

Scored 20+ points
22, Sarah Watkins vs. Ole Miss (3-3-13)
Scored 25+ points
25, Sarah Watkins vs. No. 10/8 Kentucky (2-7-13)
Scored 30+ points
30, Keira Peak vs. No. 13 Oklahoma (11-23-12)
Scored 20+ points five times in a season
Sarah Watkins, 2012-13 (25 at Hawaii, 22 vs. Coppin State, 28 at Ole Miss, 25 vs. Kentucky, 22 vs. Ole Miss)
Scored double figures in nine straight games
Sarah Watkins 11/24/12 – 12/28/12
Scored 17+ points in three consecutive games
Dominique Wilson (17 vs. Kentucky 2-7-13, 19 vs. Alabama 2-10-13, 18 vs. Missouri 2-17-13)
Three players scored double figures in 1 game
vs. Memphis (WNIT, W, 67-57, 3-21-13) (Wilson 15, Berna 14, Williams 12)
Four players scored double figures in 1 game
Florida (3-7-13); Wilson 12, Peak 12, Williams 12, Watkins 10
Four players scored doubles figures in 1 game for 4 consecutive games
12-6-12 – 12-21-12; vs. Kansas, Furman, Mississippi Valley State, and Northwestern State
Five players scored double figures in 1 game
91-80 Win in 3OT, 2-10-13, at Alabama, (Wilson 19, Bowen 19, Gatling 13, Berna 12, Williams 12)
Made 10+ field goals in a game
11, Sarah Watkins at Ole Miss, 1-31-13, W 77-66
Attempted 15 field goals in a game
15, Sarah Watkins, vs. No. 10/8 Kentucky (2-7-13)
Attempted 20 field goals in a game
21, C'eira Ricketts vs. South Florida (11-12-11)
Attempted 10 free throws in a game
12, Sarah Watkins vs. Missouri (2-17-13, W 61-40)
Made 5 or more three-pointers in a game
6, Erin Gatling at Missouri, 1-24-13 W 58-50
Attempted 10 three-pointers in a game
10, Erin Gatling at Missouri, 1-24-13 W 58-50
Had 10 rebounds
11, Quistelle Williams, (91-80 Win in 3OT, 2-10-13, at Alabama)
Had 15 rebounds
16, Ashley Daniels, 2-19-12 vs. Mississippi State
Had 10 offensive rebounds
Records go back to 2005-06 and NA
Had 10 defensive rebounds
10, Sarah Watkins vs. Coppin State, 12-28-12, W 71-57
Had 10 assists
12, Calli Berna (63-41 Win, 3-14-13, SIUE)
Had 10+ assists in consecutive games
Calli Berna (11 vs. No. 10/8 Kentucky 2/7/13 and 11 at Alabama 2/10/13)
Had 5 blocks in a game
5, Sarah Watkins vs. No. 10/8 Kentucky (2-7-13)
Had 10 or more blocks in a game
9, Robyn Irwin vs. SMSU, 12-19-88 (school record)
Had 5 or more steals in a game
5, Calli Berna vs. Texas Southern, 11-29-12, Win 72-50
Had a double-double
12 points/11 rebounds, Quistelle Williams (91-80 Win in 3OT, 2-10-13, at Alabama)
Had a double-double in 2 straight games
2010-11, Ashley Daniels vs. Tennessee State (11-23-10) and High Point (11-26-10)
Had two players record a double-double
2012, vs. Coppin State (12-28-12) Sarah Watkins (22 points, 10 rebounds) and Quistelle Williams (10 points, 11 rebounds)
Had five double-doubles in the season
Quistelle Williams, 2012-13 (vs. Tulsa, Coppin State, LSU, Mississippi State, and Alabama)
Had 10+ double-doubles in a season
2006-07, Lauren Ervin (14)
Had a triple-double
14 pts, 13 reb, 12 asts, C'eira Ricketts vs. Auburn (1-18-2009)

ARKANSAS STARTING LINEUPS

| GAME | G | G | F | F | F |
|-------------------------|-------|---------|------|----------|---------|
| Rogers State (exh) (W) | Berna | Hatcher | Peak | Williams | Watkins |
| Jackson State (W) | Berna | Hatcher | Peak | Williams | Watkins |
| at Tulsa (W) | Berna | Hatcher | Peak | Williams | Watkins |
| at Oral Roberts (W) | Berna | Hatcher | Peak | Williams | Watkins |
| No. 13 Oklahoma (L) | Berna | Hatcher | Peak | Williams | Watkins |
| Hawai'i (W) | Berna | Hatcher | Peak | Williams | Bowen |
| Oregon (W) | Berna | Hatcher | Peak | Williams | Bowen |
| Texas Southern (W) | Berna | Hatcher | Peak | Williams | Bowen |
| Pepperdine (W) | Berna | Wilson | Peak | Williams | Bowen |
| No. 17 Kansas (W) | Berna | Wilson | Peak | Williams | Bowen |
| at Furman (W) | Berna | Wilson | Peak | Williams | Bowen |
| Miss Valley State (W) | Berna | Hatcher | Peak | Williams | Bowen |
| Northwestern St. (W) | Berna | Hatcher | Peak | Williams | Bowen |
| Coppin State (W) | Berna | Hatcher | Peak | Williams | Bowen |
| at Auburn* (L) | Berna | Wilson | Peak | Williams | Bowen |
| TEXAS A&M* (L) | Berna | Wilson | Peak | Williams | Bowen |
| LSU* (W) | Berna | Gatling | Peak | Williams | Bowen |
| at VANDERBILT* (L) | Berna | Gatling | Peak | Williams | Bowen |
| GEORGIA* (L) | Berna | Gatling | Peak | Williams | Bowen |
| at MISSOURI* (W) | Berna | Wilson | Peak | Williams | Bowen |
| SOUTH CAROLINA (L) | Berna | Wilson | Peak | Williams | Bowen |
| at OLE MISS* (W) | Berna | Wilson | Peak | Williams | Bowen |
| at MISSISSIPPI ST.* (L) | Berna | Wilson | Peak | Williams | Bowen |
| KENTUCKY* (L) | Berna | Wilson | Peak | Williams | Bowen |
| at ALABAMA* (W) | Berna | Wilson | Peak | Williams | Bowen |
| MISSOURI* (W) | Berna | Wilson | Peak | Williams | Bowen |
| at GEORGIA* (L) | Berna | Wilson | Peak | Williams | Bowen |
| TENNESSEE* (L) | Berna | Wilson | Peak | Williams | Bowen |
| at FLORIDA* (L) | Berna | Wilson | Peak | Williams | Bowen |
| OLE MISS* (W) | Berna | Gatling | Peak | Williams | Watkins |
| Florida (SEC) (L) | Berna | Wilson | Peak | Williams | Watkins |
| SIU-Edwardsville (W) | Berna | Wilson | Peak | Williams | Bowen |
| Memphis (WNIT) (W) | Berna | Wilson | Peak | Williams | Bowen |
| Tulane (WNIT) (L) | Berna | Wilson | Peak | Williams | Bowen |



Erin Gatling

four games last season with zero turnovers. Berna had 69 steals this season, placing her 9th in the SEC with 2.1 per game. A workhorse for the Razorbacks, Berna played 1,168 minutes, an average of 35.4 per game, which was second in the conference. In conference games she played 626 minutes, averaging 39.3 minutes per game, the most in the SEC. She had four games with zero turnovers and had 125 defensive rebounds, second on the team.

ARKANSAS AGAINST THE WORLD

Arkansas was well represented in the NCAA statistics last season. The Razorbacks checked in at No. 44 in the country in assist/turnover ratio, No. 49 in turnover margin and No. 47 field goal percentage defense, No. 46 in three point field goal defense, and No. 47 in assists per game. Arkansas is No. 43 in scoring margin.

ARKANSAS INDIVIDUALS IN THE NCAA STATS

Calli Berna ranked 9th in the nation last season in assist/turnover ratio, finishing with a 2.42 mark. She was No. 16 in the country in assists per game with 6.3 and ranked No. 181 in steals per game (2.1). Sarah Watkins ranks 118th in free throw percentage (78.3) and No. 165 in blocks per game (1.21).

STRONG ON D

The Razorbacks were very strong on defense last season. Arkansas held opponents to 20 points or less in a half 13 times last season, including five times in SEC play. The Razorbacks faced Missouri twice, who is in the top five in the NCAA in three-point makes per game, and the Razorbacks held the Tigers to a combined 8-36 from long distance. UA is second in the SEC in field goal percentage defense, holding opponents to a 36.1 percent clip from the field in all games and was in the top 50 in the nation in both field goal defense and three point field goal defense.

HITTING THE OFFENSIVE GLASS

Arkansas generated numerous second chances last season by being strong on the offensive glass. The Razorbacks had two players in the top-15 in the SEC in offensive rebounding, with Quistelle Williams (2.8 offensive rebounds per game) and Keira Peak (2.3). The Razorbacks averaged 14.2 offensive rebounds per game in all games.

WATKINS RANKS IN SCORING IN THE SEC

Senior Sarah Watkins led the Razorbacks and was ranked in the SEC in all games in scoring. Watkins was 13th overall averaging 12.8 ppg with 422 points scored. That includes

159 field goals, three three-pointers and 101 free throws this year.

CLEANING THE GLASS

Senior Quistelle Williams ranked 11th in the SEC in rebounding in all games. Williams averaged 7.0 rebounds per game with 88 offensive and 143 defensive boards. She was 11th in offensive boards with 2.7 offensive boards per game. Junior Keira Peak was 20th in the SEC with 5.8 rebounds per game on 85 offensive and 106 defensive boards.

WATKINS IN THE SEC

Senior Sarah Watkins was third in the SEC in all games in free throw percentage. The Germantown, Tenn., native was shooting 78.3 percent from the line making 101 of 129 this year. She also had 40 blocks in 33 games, a 1.2 average which ranks 11th in the league. Her five blocks against Kentucky tied for the second highest total in an SEC game in 2012-13.

QUISTELLE WILLIAMS

Quistelle Williams combined with Sarah Watkins to give Arkansas a strong senior post tandem. Williams was second on the team to Watkins in scoring, averaging 10.4 points per game. She was the team's leading rebounder, totaling 231 rebounds for an average of 7.0 per game, a mark that was 11th best in the SEC. She led the team with six double-doubles on the season, and has seven in her career. She scored in double figures 18 times during the year. She set new career highs

with 18 points against No. 10/8 Kentucky and 14 rebounds at MSU.

WILSON AND WOLFF COMPLETE STRONG FRESHMAN SEASONS

Dominique Wilson had a strong freshman campaign for the Razorbacks. After making the first start of her career against Pepperdine, she became a fixture in the starting lineup. Wilson started 19 games at guard, averaging 6.6 points per game. She had numerous strong shooting games, setting a career high with 19 points in a triple overtime win over Alabama. Fellow freshman Melissa Wolff also earned important minutes for the Razorbacks, as her versatility and defensive prowess was an asset for Arkansas. Wolff averaged 15.1 minutes a game and averaged 3.1 rebounds, including a career high 11 at Auburn.

ASSISTS/TURNOVERS

Arkansas ranked third in all games in the SEC in assist/turnover ratio. The Razorbacks checked in with a 1.0 a/t ratio with 496 assists and 506 turnovers. The Razorbacks also ranked fifth in all games in turnover margin (+3.30).

THE FRIENDLY CONFINES OF BUD WALTON ARENA

Arkansas was 213-82 in 20 seasons in Bud Walton Arena including an 12-6 mark last year. Arkansas has had 19 winning seasons at Bud including 14 seasons with double figure wins. Arkansas has had 14 wins in a single season at Bud twice in-

cluding the team's 14-2 mark last year. The Razorbacks set a record with a 15-4 mark in Bud Walton in the 1998-99 season.

NON-CONFERENCE GAMES

The Razorback had won 31 consecutive non-conference games in Bud Walton Arena before the loss to Tulane in the second round of the WNIT. Arkansas is 45-2 in non-conference games under Tom Colen (losses to Missouri, Dec. 2007; Tulane, March 2013).

2013-14 RECRUITING CLASS RANKED

Tom Colen and the University of Arkansas women's basketball team signed a solid group of five incoming players for the 2013-14 season and that class was ranked No. 20 by *espnW HoopGurlz* last spring. With No. 17 Jessica Jackson signing in the spring, the Razorbacks had what the ranking committee called "a potential game-changing player" for next season. The site also noted "if she (Jackson) plays both inside and out, she'll be a player that few in the SEC can match up with." The class also features three-star guards McKenzie Adams and Kelsey Brooks as well as Bria Pitts and Khadijah West. Jackson is considered a five-star recruit with three other signees, Adams, West and Brooks, earning three stars in the ranking system. Colen's 2008 Razorback recruiting class was ranked in the top 25.

Jhasmin Bowen



2012-13 RESULTS

RESULTS, ATTENDANCE AND LEADERS

| DATE | OPPONENT | SCORE | ATTEND | HIGH POINTS | HIGH REBOUNDS |
|----------|-------------------------|-----------|--------|---|---|
| 11/9/12 | JACKSON STATE | W 97-58 | 4130 | (22)BERNA, Calli | (10)BOWEN, Jhasmin |
| 11/15/12 | at Tulsa | Wot 64-56 | 327 | (17)PEAK, Keira | (14)PEAK, Keira |
| 11/19/12 | at Oral Roberts | W 80-57 | 2114 | (17)WILLIAMS, Quistelle | (10)BOWEN, Jhasmin |
| 11/23/12 | \$ vs #13 Oklahoma | 70-73 L | 1503 | (30)PEAK, Keira | (7)WOLFF, Melissa |
| 11/24/12 | \$ at Hawai'i | W 83-68 | 1262 | (25)WATKINS, Sarah | (7)BERNA, Calli |
| 11/25/12 | \$ vs Oregon | W 79-67 | 1422 | (24)PEAK, Keira | (10)PEAK, Keira |
| 11/29/12 | TEXAS SOUTHERN | W 72-50 | 1146 | (12)HATCHER, Kelsey (12)PEAK, Keira (12)WATKINS, Sarah | (6)WATKINS, Sarah |
| 12/2/12 | PEPPERDINE | W 64-39 | 1631 | (18)WATKINS, Sarah | (8)PEAK, Keira |
| 12/6/12 | #17 KANSAS | W 64-56 | 1835 | (15)WILLIAMS, Quistelle | (10)PEAK, Keira |
| 12/16/12 | at Furman | W 73-38 | 415 | (15)WOLFF, Melissa | (5)WILSON, Dominique (5)WOLFF, Melissa (5)PEAK, Keira |
| 12/19/12 | MISS VALLEY STATE | W 99-42 | 1311 | (18)WILLIAMS, Quistelle | (9)ROBINSON, Dominique |
| 12/21/12 | NORTHWESTERN STATE | W 80-41 | 1567 | (17)BOWEN, Jhasmin | (10)PEAK, Keira |
| 12/28/12 | COPPIN STATE | W 71-57 | 1492 | (22)WATKINS, Sarah | (11)WILLIAMS, Quistelle |
| 1/3/13 | * at Auburn | 47-50 L | 2090 | (13)WILLIAMS, Quistelle | (11)WOLFF, Melissa |
| 1/6/13 | * #24 TEXAS A&M | 51-63 L | 2801 | (19)WATKINS, Sarah | (8)WATKINS, Sarah |
| 1/10/13 | * LSU | W 63-54 | 1509 | (14)GATLING, Erin | (12)WILLIAMS, Quistelle |
| 1/13/13 | * at Vanderbilt | 58-78 L | 4035 | (16)WILLIAMS, Quistelle | (6)WILLIAMS, Quistelle |
| 1/17/13 | * #13/12 GEORGIA | 53-57 L | 1710 | (14)WATKINS, Sarah | (8)WILLIAMS, Quistelle |
| 1/24/13 | * at Missouri | W 58-50 | 1264 | (23)GATLING, Erin | (8)PEAK, Keira (8)WATKINS, Sarah |
| 1/27/13 | * #14/18 SOUTH CAROLINA | 40-43 L | 2321 | (13)BOWEN, Jhasmin | (10)WILLIAMS, Quistelle (10)BERNA, Calli |
| 1/31/13 | * at Ole Miss | W 77-66 | 590 | (28)WATKINS, Sarah | (7)PEAK, Keira |
| 2/03/13 | * at Mississippi State | 44-47 L | 1318 | (16)WILLIAMS, Quistelle | (14)WILLIAMS, Quistelle |
| 2/07/13 | * #8/10 KENTUCKY | 74-80 Lot | 1935 | (25)WATKINS, Sarah | (8)WILLIAMS, Quistelle |
| 2/10/13 | * at Alabama | Wo3 91-80 | 1311 | (19)WILSON, Dominique (19)BOWEN, Jhasmin | (11)WILLIAMS, Quistelle |
| 2/17/13 | * MISSOURI | W 61-40 | 2553 | (18)WILSON, Dominique | (9)BERNA, Calli |
| 2/21/13 | * at #13/12 Georgia | 34-66 L | 3180 | (8)WILSON, Dominique (8)GATLING, Erin | (5)WILLIAMS, Quistelle |
| 2/24/13 | * #11/10 TENNESSEE | 54-60 L | 3050 | (15)WILLIAMS, Quistelle | (8)WILLIAMS, Quistelle |
| 2/28/13 | * at Florida | 58-69 L | 1159 | (16)WATKINS, Sarah | (9)WOLFF, Melissa |
| 3/03/13 | * OLE MISS | W 93-52 | 2188 | (22)WATKINS, Sarah | (7)WILSON, Dominique |
| 3/07/13 | ^ vs Florida | 59-64 L | 2744 | (12)PEAK, Keira (12)WILSON, Dominique (12)WILLIAMS, Quistelle | (7)PEAK, Keira |
| 3/14/13 | SIUE | W 63-41 | 1122 | (17)WATKINS, Sarah | (5)BERNA, Calli (5)WILLIAMS, Quistelle |
| 3/21/13 | + MEMPHIS | W 67-57 | 1145 | (15)WILSON, Dominique | (11)WILLIAMS, Quistelle |
| 3/24/13 | + TULANE | 48-60 L | 1348 | (12)WATKINS, Sarah | (10)WATKINS, Sarah |

* = Conference game || \$ = Marroitt Wikiki Beach Resort Invitational (Honolulu, Hawai'i) || ^ = SEC Tournament (Duluth, Ga.) || + WNIT (Fayetteville, Ark.)

| RECORD: | OVERALL | HOME | AWAY | NEUTRAL | ATTENDANCE | GAMES | TOTAL | AVERAGE |
|----------------|---------|------|------|---------|------------|-------|-------|---------|
| ALL GAMES | 20-13 | 12-6 | 7-5 | 1-2 | HOME | 18 | 34794 | 1933 |
| CONFERENCE | 6-10 | 3-5 | 3-5 | 0-0 | AWAY | 12 | 19065 | 1589 |
| NON-CONFERENCE | 14-3 | 9-1 | 4-0 | 1-2 | NEUTRAL | 3 | 5669 | 1890 |
| | | | | | TOTAL | 33 | 59528 | 1804 |

2012 - 13 STATISTICS

ALL GAMES

| | | | | |
|----------------|----------------|-------------|-------------|----------------|
| RECORD: | OVERALL | HOME | AWAY | NEUTRAL |
| ALL GAMES | 20-13 | 12-6 | 7-5 | 1-2 |
| CONFERENCE | 6-10 | 3-5 | 3-5 | 0-0 |
| NON-CONFERENCE | 14-3 | 9-1 | 4-0 | 1-2 |



| ## | Player | GP | GS | Min | Avg | TOTAL | | | 3-PTS | | | FT | FTA | Pct | REBOUNDS | | | | PF | FO | A | TO | Blk | Stl | Pts | Avg |
|-----------|---------------------|----|----|------|------|-------|------|------|-------|-----|------|-----|-----|-------|----------|-----|------|------|-----|----|-----|-----|-----|-----|------|------|
| | | | | | | FG | FGA | Pct | 3FG | FGA | Pct | | | | Off | Def | Tot | Avg | | | | | | | | |
| 04 | WATKINS, Sarah | 33 | 6 | 739 | 22.4 | 159 | 343 | .464 | 3 | 21 | .143 | 101 | 129 | .783 | 58 | 94 | 152 | 4.6 | 104 | 6 | 23 | 67 | 40 | 25 | 422 | 12.8 |
| 24 | WILLIAMS, Quistelle | 33 | 33 | 889 | 26.9 | 140 | 318 | .440 | 25 | 79 | .316 | 33 | 47 | .702 | 88 | 143 | 231 | 7.0 | 77 | 0 | 39 | 51 | 20 | 43 | 338 | 10.2 |
| 01 | PEAK, Keira | 33 | 33 | 886 | 26.8 | 118 | 300 | .393 | 17 | 62 | .274 | 49 | 100 | .490 | 85 | 106 | 191 | 5.8 | 68 | 3 | 52 | 75 | 23 | 54 | 302 | 9.2 |
| 11 | BERNA, Calli | 33 | 33 | 1168 | 35.4 | 63 | 203 | .310 | 34 | 117 | .291 | 71 | 107 | .664 | 10 | 127 | 137 | 4.2 | 56 | 0 | 208 | 86 | 8 | 69 | 231 | 7.0 |
| 42 | BOWEN, Jhasmin | 33 | 27 | 617 | 18.7 | 90 | 179 | .503 | 0 | 0 | .000 | 45 | 72 | .625 | 52 | 79 | 131 | 4.0 | 65 | 2 | 13 | 58 | 6 | 14 | 225 | 6.8 |
| 12 | WILSON, Dominique | 33 | 19 | 740 | 22.4 | 77 | 220 | .350 | 25 | 91 | .275 | 39 | 51 | .765 | 20 | 63 | 83 | 2.5 | 48 | 1 | 45 | 44 | 4 | 36 | 218 | 6.6 |
| 14 | GATLING, Erin | 32 | 4 | 596 | 18.6 | 59 | 169 | .349 | 30 | 79 | .380 | 40 | 51 | .784 | 17 | 38 | 55 | 1.7 | 51 | 0 | 60 | 41 | 2 | 36 | 188 | 5.9 |
| 03 | HATCHER, Kelsey | 13 | 10 | 234 | 18.0 | 19 | 66 | .288 | 14 | 41 | .341 | 4 | 4 | 1.000 | 2 | 5 | 7 | 0.5 | 14 | 0 | 18 | 11 | 0 | 4 | 56 | 4.3 |
| 33 | WOLFF, Melissa | 32 | 0 | 484 | 15.1 | 48 | 118 | .407 | 8 | 36 | .222 | 25 | 34 | .735 | 46 | 53 | 99 | 3.1 | 36 | 0 | 20 | 30 | 19 | 25 | 129 | 4.0 |
| 21 | ROBINSON, Dominique | 17 | 0 | 180 | 10.6 | 19 | 46 | .413 | 5 | 12 | .417 | 15 | 26 | .577 | 12 | 24 | 36 | 2.1 | 9 | 0 | 9 | 25 | 4 | 4 | 58 | 3.4 |
| 25 | BAILEY, Joey | 20 | 0 | 184 | 9.2 | 10 | 30 | .333 | 2 | 11 | .182 | 0 | 0 | .000 | 7 | 24 | 31 | 1.6 | 17 | 0 | 9 | 4 | 5 | 2 | 22 | 1.1 |
| 23 | MELTON, Mia | 4 | 0 | 8 | 2.0 | 0 | 0 | .000 | 0 | 0 | .000 | 0 | 0 | .000 | 0 | 0 | 0 | 0.0 | 0 | 0 | 0 | 0 | 0 | 0 | 0 | 0.0 |
| TM TEAM | | | | | | | | | | | | | | | | | | | | | | | | | | |
| Total | | 33 | | | | 802 | 1992 | .403 | 163 | 549 | .297 | 422 | 621 | .680 | 472 | 822 | 1294 | 39.2 | 545 | 12 | 496 | 506 | 131 | 312 | 2189 | 66.3 |
| Opponents | | 33 | | | | 673 | 1863 | .361 | 134 | 484 | .277 | 399 | 581 | .687 | 437 | 796 | 1233 | 37.4 | 595 | - | 368 | 615 | 99 | 225 | 1879 | 56.9 |

| | | | | | | |
|--------------------------|------------|------------|-----------|------------|------------|--------------|
| SCORE BY PERIODS: | 1st | 2nd | OT | 2OT | 3OT | TOTAL |
| ARKANSAS | 1023 | 1111 | 32 | 8 | 15 | 2189 |
| Opponents | 852 | 985 | 30 | 8 | 4 | 1879 |

| | | | |
|---------------------------|------------|------------|--------------|
| DEADBALL REBOUNDS: | OFF | DEF | TOTAL |
| ARKANSAS | 92 | 23 | 115 |
| Opponents | 90 | 29 | 119 |

SOUTHEASTERN CONFERENCE GAMES

| | | | | |
|----------------|----------------|-------------|-------------|----------------|
| RECORD: | OVERALL | HOME | AWAY | NEUTRAL |
| CONFERENCE | 6-10 | 3-5 | 3-5 | 0-0 |



| ## | Player | GP | GS | Min | Avg | TOTAL | | | 3-PTS | | | FT | FTA | Pct | REBOUNDS | | | | PF | FO | A | TO | Blk | Stl | Pts | Avg |
|-----------|---------------------|----|----|-----|------|-------|-----|------|-------|-----|------|-----|-----|------|----------|-----|-----|------|-----|----|-----|-----|-----|-----|-----|------|
| | | | | | | FG | FGA | Pct | 3FG | FGA | Pct | | | | Off | Def | Tot | Avg | | | | | | | | |
| 04 | WATKINS, Sarah | 16 | 1 | 383 | 23.9 | 73 | 167 | .437 | 3 | 10 | .300 | 51 | 71 | .718 | 30 | 38 | 68 | 4.3 | 55 | 4 | 15 | 41 | 25 | 12 | 200 | 12.5 |
| 24 | WILLIAMS, Quistelle | 16 | 16 | 470 | 29.4 | 70 | 177 | .395 | 12 | 42 | .286 | 12 | 17 | .706 | 45 | 75 | 120 | 7.5 | 36 | 0 | 19 | 29 | 12 | 24 | 164 | 10.3 |
| 14 | GATLING, Erin | 15 | 4 | 344 | 22.9 | 37 | 100 | .370 | 20 | 49 | .408 | 21 | 26 | .808 | 10 | 20 | 30 | 2.0 | 31 | 0 | 27 | 20 | 2 | 18 | 115 | 7.7 |
| 12 | WILSON, Dominique | 16 | 12 | 403 | 25.2 | 40 | 121 | .331 | 13 | 44 | .295 | 28 | 37 | .757 | 7 | 32 | 39 | 2.4 | 21 | 1 | 27 | 20 | 2 | 17 | 121 | 7.6 |
| 42 | BOWEN, Jhasmin | 16 | 15 | 292 | 18.3 | 41 | 91 | .451 | 0 | 0 | .000 | 17 | 26 | .654 | 21 | 31 | 52 | 3.3 | 35 | 1 | 7 | 31 | 2 | 9 | 99 | 6.2 |
| 11 | BERNA, Calli | 16 | 16 | 626 | 39.1 | 28 | 99 | .283 | 16 | 57 | .281 | 26 | 43 | .605 | 4 | 74 | 78 | 4.9 | 28 | 0 | 99 | 44 | 6 | 23 | 98 | 6.1 |
| 01 | PEAK, Keira | 16 | 16 | 430 | 26.9 | 41 | 128 | .320 | 3 | 26 | .115 | 12 | 38 | .316 | 36 | 43 | 79 | 4.9 | 36 | 2 | 20 | 33 | 9 | 25 | 97 | 6.1 |
| 33 | WOLFF, Melissa | 15 | 0 | 227 | 15.1 | 15 | 41 | .366 | 2 | 9 | .222 | 12 | 20 | .600 | 20 | 27 | 47 | 3.1 | 12 | 0 | 6 | 18 | 9 | 10 | 44 | 2.9 |
| 25 | BAILEY, Joey | 7 | 0 | 46 | 6.6 | 4 | 8 | .500 | 1 | 2 | .500 | 0 | 0 | .000 | 1 | 8 | 9 | 1.3 | 4 | 0 | 2 | 1 | 1 | 0 | 9 | 1.3 |
| 21 | ROBINSON, Dominique | 9 | 0 | 74 | 8.2 | 3 | 14 | .214 | 1 | 3 | .333 | 2 | 6 | .333 | 5 | 8 | 13 | 1.4 | 3 | 0 | 4 | 12 | 0 | 2 | 9 | 1.0 |
| 03 | HATCHER, Kelsey | 1 | 0 | 2 | 2.0 | 0 | 0 | .000 | 0 | 0 | .000 | 0 | 0 | .000 | 0 | 0 | 0 | 0.0 | 0 | 0 | 0 | 0 | 0 | 0 | 0 | 0.0 |
| 23 | MELTON, Mia | 1 | 0 | 3 | 3.0 | 0 | 0 | .000 | 0 | 0 | .000 | 0 | 0 | .000 | 0 | 0 | 0 | 0.0 | 0 | 0 | 0 | 0 | 0 | 0 | 0 | 0.0 |
| TM TEAM | | | | | | | | | | | | | | | | | | | | | | | | | | |
| Total | | 16 | | | | 352 | 946 | .372 | 71 | 242 | .293 | 181 | 284 | .637 | 227 | 393 | 620 | 38.8 | 261 | 8 | 226 | 257 | 68 | 140 | 956 | 59.8 |
| Opponents | | 16 | | | | 345 | 920 | .375 | 67 | 213 | .315 | 198 | 291 | .680 | 217 | 412 | 629 | 39.3 | 280 | - | 190 | 269 | 60 | 127 | 955 | 59.7 |

| | | | | | | |
|--------------------------|------------|------------|-----------|------------|------------|--------------|
| SCORE BY PERIODS: | 1st | 2nd | OT | 2OT | 3OT | TOTAL |
| ARKANSAS | 433 | 480 | 20 | 8 | 15 | 956 |
| Opponents | 424 | 493 | 26 | 8 | 4 | 955 |

| | | | |
|---------------------------|------------|------------|--------------|
| DEADBALL REBOUNDS: | OFF | DEF | TOTAL |
| ARKANSAS | 48 | 10 | 58 |
| Opponents | 48 | 10 | 58 |

WNIT TOURNAMENT GAMES

| | | | | |
|----------------|----------------|-------------|-------------|----------------|
| RECORD: | OVERALL | HOME | AWAY | NEUTRAL |
| NCAA | 1-1 | 1-1 | 0-0 | 0-0 |



| ## | Player | GP | GS | Min | Avg | TOTAL | | | 3-PTS | | | FT | FTA | Pct | REBOUNDS | | | | PF | FO | A | TO | Blk | Stl | Pts | Avg |
|-----------|---------------------|----|----|-----|------|-------|-----|------|-------|-----|------|----|-----|-------|----------|-----|-----|------|----|----|----|----|-----|-----|-----|------|
| | | | | | | FG | FGA | Pct | 3FG | FGA | Pct | | | | Off | Def | Tot | Avg | | | | | | | | |
| 12 | WILSON, Dominique | 2 | 2 | 67 | 33.5 | 9 | 13 | .692 | 5 | 7 | .714 | 0 | 0 | .000 | 3 | 3 | 6 | 3.0 | 7 | 0 | 3 | 1 | 0 | 6 | 23 | 11.5 |
| 04 | WATKINS, Sarah | 2 | 0 | 53 | 26.5 | 7 | 22 | .318 | 0 | 2 | .000 | 6 | 8 | .750 | 6 | 10 | 16 | 8.0 | 5 | 0 | 3 | 3 | 1 | 1 | 20 | 10.0 |
| 24 | WILLIAMS, Quistelle | 2 | 2 | 54 | 27.0 | 6 | 27 | .222 | 2 | 10 | .200 | 3 | 4 | .750 | 6 | 9 | 15 | 7.5 | 4 | 0 | 1 | 3 | 1 | 0 | 17 | 8.5 |
| 42 | BOWEN, Jhasmin | 2 | 2 | 37 | 18.5 | 4 | 9 | .444 | 0 | 0 | .000 | 8 | 13 | .615 | 2 | 3 | 5 | 2.5 | 4 | 0 | 1 | 7 | 1 | 0 | 16 | 8.0 |
| 11 | BERNA, Calli | 2 | 2 | 80 | 40.0 | 4 | 12 | .333 | 1 | 5 | .200 | 6 | 10 | .600 | 2 | 6 | 8 | 4.0 | 3 | 0 | 10 | 5 | 1 | 4 | 15 | 7.5 |
| 01 | PEAK, Keira | 2 | 2 | 64 | 32.0 | 5 | 16 | .313 | 0 | 0 | .000 | 5 | 11 | .455 | 10 | 5 | 15 | 7.5 | 5 | 0 | 1 | 5 | 1 | 4 | 15 | 7.5 |
| 14 | GATLING, Erin | 2 | 0 | 36 | 18.0 | 3 | 12 | .250 | 1 | 5 | .200 | 2 | 2 | 1.000 | 1 | 4 | 5 | 2.5 | 4 | 0 | 3 | 2 | 0 | 3 | 9 | 4.5 |
| 25 | BAILEY, Joey | 1 | 0 | 3 | 3.0 | 0 | 0 | .000 | 0 | 0 | .000 | 0 | 0 | .000 | 0 | 0 | 0 | 0.0 | 1 | 0 | 0 | 1 | 0 | 0 | 0 | 0.0 |
| 33 | WOLFF, Melissa | 2 | 0 | 6 | 3.0 | 0 | 3 | .000 | 0 | 0 | .000 | 0 | 0 | .000 | 0 | 2 | 2 | 1.0 | 1 | 0 | 0 | 0 | 1 | 0 | 0 | 0.0 |
| TM TEAM | | | | | | | | | | | | | | | | | | | | | | | | | | |
| Total | | 2 | | | | 38 | 114 | .333 | 9 | 29 | .310 | 30 | 48 | .625 | 34 | 44 | 78 | 39.0 | 34 | 0 | 22 | 27 | 6 | 18 | 115 | 57.5 |
| Opponents | | 2 | | | | 41 | 101 | .406 | 8 | 31 | .258 | 27 | 37 | .730 | 22 | 52 | 74 | 37.0 | 42 | - | 23 | 35 | 8 | 15 | 117 | 58.5 |

| | | | |
|--------------------------|------------|------------|--------------|
| SCORE BY PERIODS: | 1st | 2nd | TOTAL |
| Arkansas | 61 | 54 | 115 |
| Opponents | 57 | 60 | 117 |

| | | | |
|---------------------------|------------|------------|--------------|
| DEADBALL REBOUNDS: | OFF | DEF | TOTAL |
| Arkansas | 5 | 0 | 5 |
| Opponents | 4 | 3 | 7 |

#NEVER YIELD

GAME BY GAME

POINTS REBOUNDS AND ASSISTS

ARKANSAS HOOPS

ITALY

STAFF

RAZORBACKS

REVIEW

RECORDS

HISTORY

OPONENT INFO/RECORDS

UNIVERSITY

| Opponent | Date | Score | WL | 01 PEAK | 03 HATCHER | 04 WATKINS | 11 BERNA | 12 WILSON | 14 GATLING | 21 ROBINSON | 23 MELTON | 24 WILLIAMS | 25 BAILEY | 33 WOLFF | 42 BOWEN |
|----------------------|----------|-------|-----|------------|---------------|---------------|-------------|--------------|---------------|----------------|--------------|----------------|--------------|-------------|-------------|
| JACKSON STATE | 11/9/12 | 97-58 | W | 7-6-5 | 9-0-3 | 4-3-1 | 22-1-7 | 0-0-1 | 5-2-4 | 6-3-2 | 0-0-0 | 17-7-1 | 4-5-0 | 9-5-2 | 14-10-0 |
| at Tulsa | 11/15/12 | 64-56 | WOT | 17-14-3 | 8-2-5 | 14-5-0 | 8-4-5 | 1-0-0 | 0-0-0 | 0-0-0 | DNP | 12-10-0 | DNP | 0-1-0 | 4-4-0 |
| at Oral Roberts | 11/19/12 | 80-57 | W | 12-2-1 | 8-1-0 | 5-5-1 | 8-2-7 | 0-1-0 | 8-2-2 | DNP | DNP | 17-8-2 | 0-1-0 | 9-1-3 | 13-10-0 |
| vs #13 Oklahoma | 11/23/12 | 70-73 | L | 30-5-0 | 3-0-2 | 6-2-0 | 16-4-2 | 0-0-0 | 0-1-1 | DNP | DNP | 4-6-0 | 0-1-0 | 8-7-0 | 3-3-0 |
| at Hawai'i | 11/24/12 | 83-68 | W | 16-5-5 | 3-1-2 | 25-3-0 | 12-7-4 | 2-2-0 | 1-0-2 | DNP | DNP | 4-6-3 | 2-0-0 | 11-3-1 | 7-5-0 |
| vs Oregon | 11/25/12 | 79-67 | W | 24-10-4 | 0-0-3 | 14-2-0 | 4-6-7 | 9-2-1 | 0-0-1 | DNP | DNP | 11-8-4 | 0-4-2 | 3-3-1 | 14-2-0 |
| TEXAS SOUTHERN | 11/29/12 | 72-50 | W | 12-3-2 | 12-1-1 | 12-6-1 | 3-4-4 | 11-2-1 | 5-4-5 | 4-1-0 | DNP | 9-4-2 | 0-1-0 | 0-3-1 | 4-5-1 |
| PEPPERDINE | 12/2/12 | 64-39 | W | 10-8-1 | DNP | 18-5-1 | 0-3-4 | 8-3-0 | 11-1-2 | 0-3-0 | DNP | 5-1-2 | 2-0-1 | 2-5-0 | 8-6-0 |
| #17 KANSAS | 12/6/12 | 64-56 | W | 10-10-0 | 2-0-0 | 14-5-1 | 11-3-7 | 0-3-1 | 0-0-2 | DNP | DNP | 15-9-0 | 0-0-0 | 5-4-3 | 7-9-1 |
| at Furman | 12/16/12 | 73-38 | W | 12-5-2 | 3-0-0 | 10-4-0 | 2-3-5 | 5-5-2 | 11-2-3 | 4-2-1 | DNP | 6-4-1 | 0-3-0 | 15-5-0 | 5-3-1 |
| MISS VALLEY STATE | 12/19/12 | 99-42 | W | 9-6-4 | 8-0-2 | 17-8-0 | 11-4-7 | 2-6-1 | 5-0-4 | 9-9-1 | 0-0-0 | 18-5-1 | 5-4-3 | 5-4-2 | 10-6-0 |
| NORTHWESTERN ST. | 12/21/12 | 80-41 | W | 6-10-1 | 0-2-0 | 14-6-0 | 7-1-8 | 12-4-2 | 1-1-1 | 15-1-1 | DNP | 6-8-2 | 0-1-0 | 2-3-0 | 17-3-1 |
| COPPIN STATE | 12/28/12 | 71-57 | W | 9-4-1 | 0-0-0 | 22-10-0 | 7-4-12 | 8-3-2 | 0-0-1 | 11-4-0 | DNP | 10-11-0 | DNP | 2-2-0 | 2-2-0 |
| at Auburn | 1/3/13 | 47-50 | L | 7-4-2 | DNP | 9-3-3 | 8-2-3 | 5-1-1 | DNP | 0-1-0 | DNP | 13-8-0 | DNP | 5-11-0 | 0-3-0 |
| #24 TEXAS A&M | 1/6/13 | 51-63 | L | 11-5-1 | 0-0-0 | 19-8-0 | 6-5-7 | 3-0-0 | 4-1-0 | 0-0-0 | DNP | 5-4-0 | DNP | 2-3-0 | 1-1-0 |
| LSU | 01/10/13 | 63-54 | W | 7-6-2 | DNP | 8-6-0 | 7-3-8 | 0-1-0 | 14-1-2 | 3-1-0 | DNP | 13-12-3 | DNP | 5-2-1 | 6-7-0 |
| at Vanderbilt | 01/13/13 | 58-78 | L | 6-4-0 | DNP | 10-5-0 | 6-3-4 | 8-0-1 | 0-2-4 | 5-3-0 | DNP | 16-6-1 | 2-2-0 | 3-3-0 | 2-4-1 |
| #13/12 GEORGIA | 01/17/13 | 53-57 | L | 8-5-2 | DNP | 14-5-1 | 5-4-4 | 12-4-4 | 0-0-1 | 0-1-1 | DNP | 4-8-1 | 0-0-0 | 7-4-1 | 3-1-0 |
| at Missouri | 1/24/13 | 58-50 | W | 4-8-0 | DNP | 8-8-3 | 12-5-7 | 0-0-1 | 23-4-1 | 0-3-1 | DNP | 9-3-1 | DNP | 0-0-0 | 2-2-0 |
| #14/18 S CAROLINA | 01/27/13 | 40-43 | L | 2-3-1 | DNP | 0-4-1 | 7-10-6 | 5-2-0 | 5-1-2 | 0-0-0 | DNP | 8-10-0 | 0-0-0 | 0-1-0 | 13-4-0 |
| at Ole Miss | 1/31/13 | 77-66 | W | 12-7-4 | DNP | 28-5-0 | 3-6-8 | 2-2-3 | 6-3-1 | 0-1-2 | DNP | 12-6-1 | DNP | 0-1-0 | 14-4-0 |
| at Mississippi State | 02/03/13 | 44-47 | L | 1-7-1 | DNP | 15-3-0 | 0-2-4 | 8-7-4 | 0-0-1 | 1-3-0 | DNP | 16-14-1 | DNP | 1-2-0 | 2-3-0 |
| #8/10 KENTUCKY | 02/07/13 | 74-80 | LOT | 4-3-3 | DNP | 25-2-2 | 1-6-11 | 17-1-1 | 3-2-1 | DNP | DNP | 18-8-2 | DNP | 0-0-0 | 6-4-0 |
| at Alabama | 02/10/13 | 91-80 | WOT | 3-6-1 | DNP | 4-2-1 | 12-5-11 | 19-5-1 | 13-4-2 | DNP | DNP | 12-11-4 | 0-0-0 | 9-6-0 | 19-8-0 |
| MISSOURI | 02/17/13 | 61-40 | W | 4-5-0 | DNP | 12-4-0 | 9-9-2 | 18-4-1 | 9-3-3 | DNP | DNP | 0-4-1 | 0-0-1 | 1-4-2 | 8-1-1 |
| at #13/12 Georgia | 02/21/13 | 34-66 | L | 4-2-0 | DNP | 2-3-0 | 0-3-3 | 8-2-3 | 8-2-2 | DNP | DNP | 2-5-0 | 0-2-0 | 4-1-0 | 6-4-0 |
| #11/10 TENNESSEE | 02/24/13 | 54-60 | L | 9-4-2 | DNP | 8-1-3 | 8-7-9 | 0-1-1 | 6-4-2 | DNP | DNP | 15-8-1 | DNP | DNP | 8-1-0 |
| at Florida | 02/28/13 | 58-69 | L | 10-4-0 | DNP | 16-6-0 | 6-2-3 | 3-2-1 | 11-1-2 | DNP | DNP | 5-7-0 | DNP | 4-9-1 | 3-2-0 |
| OLE MISS | 03/03/13 | 93-52 | W | 5-6-1 | DNP | 22-3-1 | 8-6-9 | 13-7-5 | 13-2-3 | DNP | 0-0-0 | 16-6-3 | 7-5-1 | 3-0-1 | 6-3-5 |
| vs Florida | 03/07/13 | 59-64 | L | 12-7-0 | DNP | 10-3-0 | 2-0-8 | 12-3-3 | 3-4-1 | DNP | DNP | 12-4-0 | DNP | 8-0-1 | 0-3-0 |
| SIUE | 03/14/13 | 63-41 | W | 4-2-2 | DNP | 17-1-0 | 5-5-12 | 4-4-1 | 14-3-1 | DNP | 0-0-0 | 11-5-1 | 0-2-1 | 6-4-0 | 2-3-1 |
| MEMPHIS | 03/21/13 | 67-57 | W | 6-7-1 | DNP | 8-6-1 | 14-4-6 | 15-6-2 | 7-3-1 | DNP | DNP | 12-11-1 | DNP | 0-1-0 | 5-4-0 |
| TULANE | 03/24/13 | 48-60 | L | 9-8-0 | DNP | 12-10-2 | 1-4-4 | 8-0-1 | 2-2-2 | DNP | DNP | 5-4-0 | 0-0-0 | 0-1-0 | 11-1-1 |

TEAM/OPPONENT COMPARISON

| OPPONENT | 1ST | 2ND | SCORE | MAR | TOTAL FG | FG PCT | 3-PTS | 3FG PCT | FT | FT PCT | REBS | MAR | AST | TO | BLK | STL | PF |
|--------------------|-------|-------|-------|------|-------------|-----------|-------------|-----------|-------------|------------|-------|------|-------|-------|-----|-------|-------|
| JACKSON STATE | 42/34 | 55/24 | 97-58 | +39 | 37-73/19-55 | .507/.345 | 10-24/12-11 | .417/.182 | 13-19/18-31 | .684/.581 | 43/37 | +6 | 26/7 | 11/19 | 3/0 | 10/2 | 26/19 |
| Tulsa | 28/28 | 24/24 | 64-56 | +8 | 22-67/21-60 | .328/.350 | 5-19/4-21 | .263/.190 | 15-25/10-18 | .600/.556 | 51/46 | +5 | 13/11 | 15/20 | 4/0 | 8/7 | 17/23 |
| Oral Roberts | 43/26 | 37/31 | 80-57 | +23 | 30-63/18-54 | .476/.333 | 11-22/2-15 | .500/.133 | 9-13/19-23 | .692/.826 | 40/33 | +7 | 16/10 | 11/17 | 1/3 | 8/0 | 22/17 |
| #13 Oklahoma | 19/26 | 51/47 | 70-73 | (3) | 23-66/26-50 | .348/.520 | 5-28/3-18 | .179/.167 | 19-24/18-30 | .792/.600 | 32/40 | (8) | 5/15 | 10/19 | 0/1 | 9/6 | 25/22 |
| Hawai'i | 38/29 | 45/39 | 83-68 | +15 | 31-62/24-51 | .500/.471 | 5-15/3-9 | .333/.333 | 16-23/17-25 | .696/.680 | 33/30 | +3 | 17/15 | 8/14 | 5/2 | 7/1 | 19/18 |
| Oregon | 45/28 | 34/39 | 79-67 | +12 | 33-76/23-63 | .434/.365 | 9-25/9-25 | .360/.360 | 4-7/12-15 | .571/.800 | 39/46 | (7) | 23/14 | 15/27 | 2/7 | 18/5 | 12/6 |
| TEXAS SOUTHERN | 33/21 | 39/29 | 72-50 | +22 | 27-71/17-49 | .380/.347 | 5-22/0-11 | .227/.000 | 13-18/16-20 | .722/.800 | 37/39 | (2) | 18/5 | 7/24 | 5/5 | 11/3 | 18/17 |
| PEPPERDINE | 29/19 | 35/20 | 64-39 | +25 | 20-49/14-52 | .408/.269 | 1-12/4-19 | .083/.211 | 23-29/7-8 | .793/.875 | 38/28 | +10 | 11/9 | 18/23 | 6/4 | 9/3 | 13/22 |
| #17 KANSAS | 33/24 | 31/32 | 64-56 | +8 | 24-61/22-59 | .393/.373 | 2-16/10-25 | .125/.400 | 14-21/2-3 | .667/.667 | 47/31 | +16 | 15/18 | 16/19 | 3/2 | 11/6 | 9/20 |
| Furman | 37/18 | 36/20 | 73-38 | +35 | 26-56/11-48 | .464/.229 | 2-11/5-14 | .182/.357 | 19-24/11-16 | .792/.688 | 38/37 | +1 | 15/6 | 15/27 | 5/2 | 14/6 | 17/23 |
| MISS VALLEY STATE | 49/20 | 50/22 | 99-42 | +57 | 36-65/17-66 | .554/.258 | 8-19/5-23 | .421/.217 | 19-23/3-4 | .826/.750 | 54/26 | +28 | 25/9 | 15/17 | 5/1 | 11/8 | 11/18 |
| NORTHWESTERN STATE | 38/25 | 42/16 | 80-41 | +39 | 28-57/16-51 | .491/.314 | 6-20/0-11 | .300/.000 | 18-26/9-13 | .692/.692 | 45/21 | +24 | 16/11 | 22/23 | 4/0 | 11/4 | 15/21 |
| COPPIN STATE | 32/23 | 39/34 | 71-57 | +14 | 23-58/21-77 | .397/.273 | 2-16/6-13 | .125/.462 | 23-28/9-14 | .821/.643 | 44/46 | (2) | 16/11 | 18/18 | 9/2 | 11/12 | 16/23 |
| Auburn | 20/19 | 27/31 | 47-50 | (3) | 16-58/21-64 | .276/.328 | 5-22/1-5 | .227/.200 | 10-14/7-11 | .714/.636 | 40/46 | (6) | 9/13 | 20/16 | 3/9 | 8/13 | 14/15 |
| #24 TEXAS A&M | 17/30 | 34/33 | 51-63 | (12) | 18-61/23-52 | .295/.442 | 1-14/3-7 | .071/.429 | 14-20/14-21 | .700/.667 | 30/45 | (15) | 8/14 | 15/24 | 5/1 | 9/7 | 18/18 |
| LSU | 31/25 | 32/29 | 63-54 | +9 | 19-59/21-58 | .322/.362 | 7-17/2-9 | .412/.222 | 18-29/10-16 | .621/.625 | 44/40 | +4 | 16/12 | 12/17 | 2/3 | 10/4 | 17/23 |
| Vanderbilt | 29/43 | 29/35 | 58-78 | (20) | 25-67/28-50 | .373/.560 | 1-15/8-19 | .067/.421 | 7-18/14-21 | .389/.667 | 38/37 | +1 | 11/20 | 11/16 | 3/1 | 9/5 | 17/19 |
| #13/12 GEORGIA | 30/19 | 23/38 | 53-57 | (4) | 21-51/20-54 | .412/.370 | 4-16/2-10 | .250/.200 | 7-12/15-23 | .583/.652 | 35/34 | +3 | 15/12 | 18/10 | 6/2 | 8/7 | 17/15 |
| Missouri | 24/19 | 34/31 | 58-50 | +8 | 21-59/18-55 | .356/.327 | 8-18/6-20 | .444/.300 | 8-10/8-9 | .800/.889 | 35/40 | (5) | 14/8 | 14/18 | 5/2 | 9/5 | 11/15 |
| #14/18 S. CAROLINA | 22/28 | 18/15 | 40-43 | (3) | 16-50/17-48 | .320/.354 | 3-12/3-14 | .250/.214 | 5-12/6-13 | .417/.462 | 38/31 | +7 | 10/9 | 17/16 | 1/5 | 8/12 | 14/10 |
| Ole Miss | 38/35 | 39/31 | 77-66 | +11 | 31-64/20-62 | .484/.323 | 1-6/6-17 | .167/.353 | 14-22/20-24 | .636/.833 | 44/37 | +7 | 19/13 | 9/8 | 5/1 | 5/5 | 18/23 |
| Mississippi State | 14/24 | 30/23 | 44-47 | (3) | 17-53/16-47 | .321/.340 | 0-10/3-8 | .000/.375 | 10-17/12-18 | .588/.667 | 43/35 | +8 | 11/8 | 20/19 | 3/4 | 12/10 | 17/17 |
| #8/10 KENTUCKY | 33/28 | 31/36 | 74-80 | (6) | 27-64/26-60 | .422/.433 | 6-16/5-12 | .375/.417 | 14-22/23-31 | .636/.742 | 36/39 | (3) | 20/12 | 18/17 | 8/7 | 8/11 | 21/19 |
| Alabama | 28/31 | 30/27 | 91-80 | +11 | 32-79/28-79 | .405/.354 | 7-22/2-6 | .318/.300 | 20-29/18-29 | .690/.621 | 52/55 | (3) | 20/15 | 23/25 | 4/4 | 13/10 | 26/27 |
| MISSOURI | 33/11 | 28/29 | 61-40 | +21 | 17-45/14-50 | .378/.280 | 5-11/2-16 | .455/.125 | 22-34/10-14 | .647/.714 | 39/32 | +7 | 11/6 | 16/20 | 3/2 | 8/8 | 15/25 |
| #13/12 Georgia | 16/30 | 18/36 | 34-66 | (32) | 14-53/26-65 | .264/.400 | 2-16/3-11 | .125/.273 | 4-6/11-15 | .667/.733 | 31/50 | (19) | 8/17 | 23/17 | 4/8 | 8/13 | 13/11 |
| #11/10 TENNESSEE | 28/19 | 26/41 | 54-60 | (6) | 24-65/19-56 | .369/.339 | 4-10/5-15 | .400/.333 | 2-4/17-22 | .500/.773 | 33/46 | (13) | 18/9 | 10/16 | 7/3 | 9/5 | 18/11 |
| Florida | 24/33 | 34/36 | 58-69 | (11) | 18-58/29-58 | .310/.500 | 5-14/4-9 | .357/.444 | 17-24/7-12 | .708/.583 | 40/36 | +4 | 7/13 | 16/16 | 4/6 | 8/5 | 14/19 |
| OLE MISS | 46/30 | 47/22 | 93-52 | +41 | 36-60/19-62 | .600/.306 | 12-23/8-21 | .522/.381 | 9-11/6-12 | .818/.500 | 42/26 | +16 | 29/9 | 15/14 | 5/2 | 8/7 | 11/13 |
| Florida | 33/30 | 26/34 | 59-64 | (5) | 26-54/20-54 | .481/.370 | 4-10/6-15 | .400/.400 | 3-6/18-22 | .500/.818 | 24/37 | (13) | 13/7 | 22/21 | 1/2 | 6/8 | 16/16 |
| SIUE | 30/20 | 33/21 | 63-41 | +22 | 26-54/18-53 | .481/.340 | 8-19/0-10 | .421/.000 | 3-3/5-11 | 1.000/.455 | 31/33 | (2) | 19/7 | 19/23 | 4/0 | 10/12 | 14/8 |
| MEMPHIS | 39/21 | 28/36 | 67-57 | +10 | 22-58/22-60 | .379/.367 | 7-17/4-18 | .412/.222 | 16-22/9-15 | .727/.600 | 44/36 | +8 | 12/11 | 14/14 | 4/6 | 5/7 | 15/22 |
| TULANE | 22/36 | 26/24 | 48-60 | (12) | 16-56/19-41 | .286/.463 | 2-12/4-13 | .167/.308 | 14-26/18-22 | .538/.818 | 34/38 | (4) | 10/12 | 13/21 | 2/2 | 13/8 | 19/20 |

INDIVIDUAL GAME SUPERLATIVES COMPARISON

ARKANSAS - TEAM GAME HIGHS

| | | |
|-----------------------|--------------|------------------------------|
| POINTS | 99 | MISS VALLEY STATE (12/19/12) |
| | 97 | JACKSON STATE (11/9/12) |
| | 93 | OLE MISS (03/03/13) |
| | 91 | at Alabama (02/10/13) |
| | 83 | at Hawai'i (11/24/12) |
| FIELD GOALS MADE | 37 | JACKSON STATE (11/9/12) |
| | 36 | OLE MISS (03/03/13) |
| | 36 | MISS VALLEY STATE (12/19/12) |
| FIELD GOAL ATTEMPTS | 79 | at Alabama (02/10/13) |
| | 76 | vs Oregon (11/25/12) |
| FIELD GOAL PERCENTAGE | .600 (36-60) | OLE MISS (03/03/13) |
| | .554 (36-65) | MISS VALLEY STATE (12/19/12) |
| 3 PT FIELD GOALS MADE | 12 | OLE MISS (03/03/13) |
| | 11 | at Oral Roberts (11/19/12) |
| 3 PT FG ATTEMPTS | 28 | vs #13 Oklahoma (11/23/12) |
| | 25 | vs Oregon (11/25/12) |
| 3 PT FG PERCENTAGE | .522 (12-23) | OLE MISS (03/03/13) |
| | .500 (11-22) | at Oral Roberts (11/19/12) |
| FREE THROWS MADE | 23 | COPPIN STATE (12/28/12) |
| | 23 | PEPPERDINE (12/2/12) |
| FREE THROW ATTEMPTS | 34 | MISSOURI (02/17/13) |
| | 29 | at Alabama (02/10/13) |
| | 29 | LSU (01/10/13) |
| | 29 | PEPPERDINE (12/2/12) |
| FREE THROW PERCENTAGE | 1.000 (3-3) | SIUE (03/14/13) |
| | .826 (19-23) | MISS VALLEY STATE (12/19/12) |
| REBOUNDS | 54 | MISS VALLEY STATE (12/19/12) |
| | 52 | at Alabama (02/10/13) |
| ASSISTS | 29 | OLE MISS (03/03/13) |
| | 26 | JACKSON STATE (11/9/12) |
| STEALS | 18 | vs Oregon (11/25/12) |
| | 14 | at Furman (12/16/12) |
| BLOCKED SHOTS | 9 | COPPIN STATE (12/28/12) |
| | 8 | #8/10 KENTUCKY (02/07/13) |
| TURNOVERS | 23 | at #13/12 Georgia (02/21/13) |
| | 23 | at Alabama (02/10/13) |
| FOULS | 26 | at Alabama (02/10/13) |
| | 26 | JACKSON STATE (11/9/12) |

OPPONENT - GAME HIGHS

| | | |
|-----------------------|--------------|------------------------------|
| POINTS | 80 | at Alabama (02/10/13) |
| | 80 | #8/10 KENTUCKY (02/07/13) |
| | 78 | at Vanderbilt (01/13/13) |
| | 73 | vs #13 Oklahoma (11/23/12) |
| | 69 | at Florida (02/28/13) |
| FIELD GOALS MADE | 29 | at Florida (02/28/13) |
| | 28 | at Alabama (02/10/13) |
| | 28 | at Vanderbilt (01/13/13) |
| FIELD GOAL ATTEMPTS | 79 | at Alabama (02/10/13) |
| | 77 | COPPIN STATE (12/28/12) |
| FIELD GOAL PERCENTAGE | .560 (28-50) | at Vanderbilt (01/13/13) |
| | .520 (26-50) | vs #13 Oklahoma (11/23/12) |
| 3 PT FIELD GOALS MADE | 10 | #17 KANSAS (12/6/12) |
| | 9 | vs Oregon (11/25/12) |
| 3 PT FG ATTEMPTS | 25 | #17 KANSAS (12/6/12) |
| | 25 | vs Oregon (11/25/12) |
| 3 PT FG PERCENTAGE | .462 (6-13) | COPPIN STATE (12/28/12) |
| | .444 (4-9) | at Florida (02/28/13) |
| FREE THROWS MADE | 23 | #8/10 KENTUCKY (02/07/13) |
| | 20 | at Ole Miss (1/31/13) |
| FREE THROW ATTEMPTS | 31 | #8/10 KENTUCKY (02/07/13) |
| | 31 | JACKSON STATE (11/9/12) |
| FREE THROW PERCENTAGE | .889 (8-9) | at Missouri (1/24/13) |
| | .875 (7-8) | PEPPERDINE (12/2/12) |
| REBOUNDS | 55 | at Alabama (02/10/13) |
| | 50 | at #13/12 Georgia (02/21/13) |
| ASSISTS | 20 | at Vanderbilt (01/13/13) |
| | 18 | #17 KANSAS (12/6/12) |
| STEALS | 13 | at #13/12 Georgia (02/21/13) |
| | 13 | at Auburn (1/3/13) |
| BLOCKED SHOTS | 9 | at Auburn (1/3/13) |
| | 8 | at #13/12 Georgia (02/21/13) |
| TURNOVERS | 27 | at Furman (12/16/12) |
| | 27 | vs Oregon (11/25/12) |
| FOULS | 27 | at Alabama (02/10/13) |
| | 25 | MISSOURI (02/17/13) |

TEAM GAME SUPERLATIVE COMPARISON

ARKANSAS

| | | |
|-----------------------|--------------|--|
| POINTS | 99 | MISS VALLEY STATE (12/19/12) |
| FIELD GOALS MADE | 37 | JACKSON STATE (11/9/12) |
| FIELD GOAL ATTEMPTS | 79 | at Alabama (02/10/13) |
| FIELD GOAL PERCENTAGE | .600 (36-60) | OLE MISS (03/03/13) |
| 3 PT FIELD GOALS MADE | 12 | OLE MISS (03/03/13) |
| 3 PT FG ATTEMPTS | 28 | vs #13 Oklahoma (11/23/12) |
| 3 PT FG PERCENTAGE | .522 (12-23) | OLE MISS (03/03/13) |
| FREE THROWS MADE | 23 | COPPIN STATE (12/28/12)/ PEPPERDINE (12/2/12) |
| FREE THROW ATTEMPTS | 34 | MISSOURI (02/17/13) |
| FREE THROW PERCENTAGE | 1.000 (3-3) | SIUE (03/14/13) |
| REBOUNDS | 54 | MISS VALLEY STATE (12/19/12) |
| ASSISTS | 29 | OLE MISS (03/03/13) |
| STEALS | 18 | vs Oregon (11/25/12) |
| BLOCKED SHOTS | 9 | COPPIN STATE (12/28/12) |
| TURNOVERS | 23 | at #13/12 Georgia (02/21/13)/ at Bama (02/10/13) |
| FOULS | 26 | at Alabama (02/10/13)/ JACKSON ST. (11/9/12) |

TEAM GAME LOWS

| | |
|--------------|---|
| 34 | at #13/12 Georgia (02/21/13) |
| 14 | at #13/12 Georgia (02/21/13) |
| 45 | MISSOURI (02/17/13) |
| .264 (14-53) | at #13/12 Georgia (02/21/13) |
| 0 | at Mississippi State (02/03/13) |
| 6 | at Ole Miss (1/31/13) |
| .000 (0-10) | at Mississippi State (02/03/13) |
| 2 | #11/10 TENNESSEE (02/24/13) |
| 3 | SIUE (03/14/13) |
| .389 (7-18) | at Vanderbilt (01/13/13) |
| 24 | vs Florida (03/07/13) |
| 5 | vs #13 Oklahoma (11/23/12) |
| 5 | at Ole Miss (1/31/13)/ MEMPHIS (03/21/13) |
| 0 | vs #13 Oklahoma (11/23/12) |
| 7 | TEXAS SOUTHERN (11/29/12) |
| 9 | #17 KANSAS (12/6/12) |

OPPONENT

| | | |
|-----------------------|--------------|---|
| POINTS | 80 | at Alabama (02/10/13) |
| FIELD GOALS MADE | 29 | at Florida (02/28/13) |
| FIELD GOAL ATTEMPTS | 79 | at Alabama (02/10/13) |
| FIELD GOAL PERCENTAGE | .560 (28-50) | at Vanderbilt (01/13/13) |
| 3 PT FIELD GOALS MADE | 10 | #17 KANSAS (12/6/12) |
| 3 PT FG ATTEMPTS | 25 | #17 KANSAS (12/6/12) vs Oregon (11/25/12) |
| 3 PT FG PERCENTAGE | .462 (6-13) | COPPIN STATE (12/28/12) |
| FREE THROWS MADE | 23 | #8/10 KENTUCKY (02/07/13) |
| FREE THROW ATTEMPTS | 31 | #8/10 KENTUCKY (02/07/13) |
| | 31 | JACKSON STATE (11/9/12) |
| FREE THROW PERCENTAGE | .889 (8-9) | at Missouri (1/24/13) |
| REBOUNDS | 55 | at Alabama (02/10/13) |
| ASSISTS | 20 | at Vanderbilt (01/13/13) |
| STEALS | 13 | at #13/12 Georgia (02/21/13) |
| | 13 | at Auburn (1/3/13) |
| BLOCKED SHOTS | 9 | at Auburn (1/3/13) |
| TURNOVERS | 27 | at Furman (12/16/12)/vs Oregon (11/25/12) |
| FOULS | 27 | at Alabama (02/10/13) |

TEAM GAME LOWS

| | |
|--------------|---|
| 38 | at Furman (12/16/12) |
| 11 | at Furman (12/16/12) |
| 41 | TULANE (03/24/13) |
| .229 (11-48) | at Furman (12/16/12) |
| 0 | TX SOUTHERN (11/29/12)/NSU (12/21/12)/SIUE (03/14/13) |
| 5 | at Auburn (1/3/13) |
| .000 (0-11) | TEXAS SOUTHERN (11/29/12) |
| .000 (0-11) | NORTHWESTERN STATE (12/21/12) |
| .000 (0-10) | SIUE (03/14/13) |
| 2 | #17 KANSAS (12/6/12) |
| 3 | #17 KANSAS (12/6/12) |
| .455 (5-11) | SIUE (03/14/13) |
| 21 | NORTHWESTERN STATE (12/21/12) |
| 5 | TEXAS SOUTHERN (11/29/12) |
| 0 | at Oral Roberts (11/19/12) |
| 0 | JACKSON STATE (11/9/12)/at Tulsa (11/15/12) |
| 8 | NORTHWESTERN STATE (12/21/12)/SIUE (03/14/13) |
| 6 | at Ole Miss (1/31/13) |
| | vs Oregon (11/25/12) |

SUPERLATIVES

ARKANSAS HOOPS

ITALY

STAFF

RAZORBACKS

REVIEW

RECORDS

HISTORY

OPPONENT INFO/RECORDS

UNIVERSITY

SEC STANDINGS

| TEAM | SEC | PCT | HOME | AWAY | ALL | PCT | HOME | AWAY | NEUTRAL | LAST 5 | STREAK |
|-------------------|-------------|-------------|------------|------------|--------------|-------------|-------------|------------|------------|------------|-----------|
| Tennessee# | 14-2 | .875 | 8-0 | 6-2 | 27-7 | .794 | 16-2 | 9-4 | 2-1 | 4-1 | W3 |
| Kentucky | 13-3 | .813 | 7-1 | 6-2 | 30-6 | .833 | 16-1 | 9-3 | 5-2 | 3-2 | L1 |
| Georgia | 12-4 | .750 | 7-1 | 5-3 | 28-7 | .800 | 15-1 | 8-4 | 5-2 | 3-2 | L1 |
| Texas A&M^ | 11-5 | .688 | 6-2 | 5-3 | 25-10 | .714 | 14-5 | 6-4 | 5-1 | 4-1 | L1 |
| South Carolina | 11-5 | .688 | 6-2 | 5-3 | 25-8 | .758 | 13-3 | 7-3 | 4-1 | 3-2 | L1 |
| LSU | 10-6 | .625 | 6-2 | 4-4 | 22-12 | .647 | 15-3 | 5-7 | 2-2 | 3-2 | L1 |
| Vanderbilt | 9-7 | .563 | 6-2 | 3-5 | 21-12 | .636 | 12-2 | 7-7 | 2-3 | 2-3 | L1 |
| ARKANSAS | 6-10 | .375 | 3-5 | 3-5 | 20-13 | .606 | 12-6 | 7-5 | 1-2 | 3-2 | L1 |
| Florida | 6-10 | .375 | 3-5 | 3-5 | 22-14 | .611 | 11-5 | 7-7 | 4-2 | 4-1 | W4 |
| Missouri | 6-10 | .375 | 4-4 | 2-6 | 17-15 | .531 | 14-5 | 2-7 | 1-3 | 2-3 | L2 |
| Auburn | 5-11 | .313 | 5-3 | 0-8 | 19-15 | .559 | 15-4 | 2-9 | 2-2 | 3-2 | L1 |
| Mississippi State | 5-11 | .313 | 4-4 | 1-7 | 13-17 | .433 | 12-5 | 1-8 | 0-4 | 2-3 | L2 |
| Alabama | 2-14 | .125 | 1-7 | 1-7 | 13-18 | .419 | 6-9 | 4-8 | 3-1 | 1-4 | L1 |
| Ole Miss | 2-14 | .125 | 1-8 | 1-6 | 9-20 | .310 | 7-8 | 1-10 | 1-2 | 0-5 | L5 |

#Regular Season Champions.^Tournament Champions

SEC HONORS/AWARDS

First Team All-SEC

Jasmine Hassell, Georgia
A'dia Mathies, Kentucky
DeNesha Stallworth, Kentucky
Theresa Plaisance, LSU
leasia Walker, South Carolina
Bashaara Graves, Tennessee
Meighan Simmons, Tennessee
Kelsey Bone, Texas A&M
Tiffany Clarke, Vanderbilt

Player of the Year

A'dia Mathies, Kentucky
Meighan Simmons, Tennessee

Freshman of the Year

Bashaara Graves, Tennessee

Defensive Player of the Year

leasia Walker, South Carolina

6th Woman of the Year

SARAH WATKINS, ARKANSAS
Morgan Eye, Missouri

Scholar-Athlete of the Year

Blanche Alverson, Auburn

Associated Press All-SEC Second-Team

C'eira Ricketts

2013 SEC TOURNAMENT RESULTS

March 4-7, 2012
Bridgestone Arena || Nashville, Tenn.

Wednesday, March 6

Game 1 - #13 Alabama 63, #12 Miss. State 36

Thursday, March 7

Game 2 - #9 Florida 64, #8 Arkansas 59
2:30 p.m. Game 3 - #5 S Carolina 77, #13 Alabama 35
Game 4 - #7 Vanderbilt 53, #10 Missouri 40
Game 5 - #6 LSU 65, #11 Auburn 62

Friday, March 8

Game 6 - #1 Tennessee 82, #9 Florida 73
Game 7 - #4 Texas A&M 61, #5 South Carolina 52
Game 8 - #2 Kentucky 76, #7 Vanderbilt 65
Game 9 - #3 Georgia 71, #6 LSU 53

Saturday, March 9

Game 10 - #4 Texas A&M 66, #1 Tennessee 62
Game 11 - #2 Kentucky 60, #3 Georgia 38

Sunday, March 10

Game 12 - #4 Texas A&M 75, #2 Kentucky 67

ALL-TOURNAMENT TEAM

A'dia Mathies, Kentucky
Taber Spani, Tennessee
Kristi Bellock, Texas A&M
Kelsey Bone, Texas A&M (MVP)
Courtney Walker, Texas A&M

SEC PLAYERS/FRESHMAN OF THE WEEK

Nov. 12: Tyrese Tanner, AU/Bashaara Graves, UT
Nov. 19: Daisha Simmons, AL/Tiffany Mitchell, SC
Nov. 26: **KEIRA PEAK**, AR/Danielle Ballard, LSU
Dec. 3: Meighan Simmons, UT/Bashaara Graves, UT
Dec. 10: DeNesha Stallworth, KY/Sydney Moss, FL
Dec. 17: H. Muhammad, AU/S. Williams, MSU/M. Stock, MO
Dec. 24: Kelsey Bone, TAMU/Danielle Ballard, LSU
Dec. 31: Valencia McFarland, OM/Bashaara Graves, UT
Jan. 7: Kelsey Bone, TAMU/Danielle Ballard, LSU
Jan. 14: Jasmine Hassell, GA/Bashaara Graves, UT
Jan. 21: A'dia Mathies, KY/Tiffany Mitchell, SC
Jan. 28: leasia Walker, SC/Peyton Little, TAMU
Feb. 4: Khaalidah Miller, GA/Lianna Doty, MO
Feb. 11: A'dia Mathies, KY/Courtney Walker, TAMU
Feb. 18: Kelsey Bone, TAMU/Danielle Ballard, LSU
Feb. 25: Tiffany Clarke, VU/Shacobia Barbee, GA
March 4: Cierra Burdick, UT/Danielle Ballard, LSU

SEC COMMUNITY SERVICE TEAM

Meghan Perkins, Alabama
ERIN GATLING, ARKANSAS
Blanche Alverson, Auburn
Jaterra Bonds, Florida
Jasmine James, Georgia
Kastine Evans, Kentucky
Jeanne Kenney, LSU
Maggie McFerrin, Ole Miss
Candace Foster, Mississippi State
Liz Smith, Missouri
leasia Walker, South Carolina
Taber Spani, Tennessee
Kristi Bellock, Texas A&M
Gabby Smith, Vanderbilt

Second Team All-SEC

Hasina Muhammad, Auburn
Jennifer George, Florida
Jasmine James, Georgia
Samarie Walker, Kentucky
Adrienne Webb, LSU
Martha Alwal, Mississippi State
Bri Kulas, Missouri
Ashley Bruner, South Carolina
Aleighsa Welch, South Carolina
Adrienne Pratcher, Texas A&M
Jasmine Lister, Vanderbilt

All-Freshman Team

Sydney Moss, Florida
Shacobia Barbee, Georgia
Danielle Ballard, LSU
Lianna Doty, Missouri
Tiffany Mitchell, South Carolina
Bashaara Graves, Tennessee
Courtney Walker, Texas A&M
Heather Bowe, Vanderbilt

All-Defensive Team

Jennifer George, Florida
Shacobia Barbee, Georgia
Samarie Walker, Kentucky
Danielle Ballard, LSU
Theresa Plaisance, LSU
Martha Alwal, Mississippi State
leasia Walker, South Carolina

Coach of the Year

Holly Warlick, Tennessee

SEC INDIVIDUAL LEADERS - ALL GAMES

To be ranked, a player must appear in at least 75.0% of their team's games.

| SCORING | CI | GP | FG | 3FG | FT | Points | Avg/G |
|-----------------------------|-----------|-----------|------------|----------|------------|------------|-------------|
| 1. Theresa Plaisance-LS | JR | 34 | 207 | 24 | 139 | 577 | 17.0 |
| 2. Meighan Simmons-UT | JR | 35 | 217 | 69 | 86 | 589 | 16.8 |
| 3. Tiffany Clarke-VU | SR | 33 | 208 | 0 | 133 | 549 | 16.6 |
| 4. Kelsey Bone-TAMU | JR | 35 | 244 | 3 | 91 | 582 | 16.6 |
| 5. A'Dia Mathies-UK | SR | 36 | 207 | 73 | 92 | 579 | 16.1 |
| 13. Sarah Watkins-AR | SR | 33 | 159 | 3 | 101 | 422 | 12.8 |

| REBOUNDING | CI | GP | Off | Def | Total | Avg/G |
|--------------------------|-----------|-----------|-----------|------------|------------|------------|
| 1. Martha Alwal-MS | SO | 30 | 92 | 200 | 292 | 9.7 |
| 2. Kelsey Bone-TAMU | JR | 35 | 111 | 215 | 326 | 9.3 |
| 3. Tiffany Clarke-VU | SR | 33 | 100 | 179 | 279 | 8.5 |
| 4. Theresa Plaisance-LS | JR | 34 | 102 | 180 | 282 | 8.3 |
| 5. Samarie Walker-UK | JR | 36 | 113 | 180 | 293 | 8.1 |
| 11. Q Williams-AR | SR | 33 | 88 | 143 | 231 | 7.0 |
| 20. Keira Peak-AR | JR | 33 | 85 | 106 | 191 | 5.8 |

| FIELD GOAL PCT | CI | GP | FG | FGA | Pct |
|-----------------------|----|----|-----|-----|------|
| 1. Kelsey Bone-TAMU | JR | 35 | 244 | 431 | .566 |
| 2. Jasmine Hassell-UG | SR | 35 | 180 | 339 | .531 |
| 3. Tiffany Clarke-VU | SR | 33 | 208 | 404 | .515 |
| 4. D Stallworth-UK | JR | 35 | 181 | 374 | .484 |
| 5. Adrienne Webb-LS | SR | 33 | 176 | 397 | .443 |

| ASSISTS | CI | GP | No. | Avg/G |
|--------------------------|-----------|-----------|------------|-------------|
| 1. Calli Berna-AR | SO | 33 | 208 | 6.30 |
| 2. Najat Ouardad-AU | SR | 31 | 178 | 5.74 |
| 3. Valencia McFarland-UM | JR | 29 | 155 | 5.34 |
| 4. Jasmine Lister-VU | JR | 33 | 168 | 5.09 |
| 5. Lianna Doty-MO | FR | 32 | 151 | 4.72 |

| FREE THROW PCT | CI | GP | FT | FTA | Pct |
|----------------------------|-----------|-----------|------------|------------|-------------|
| 1. Adrienne Webb-LS | SR | 33 | 86 | 107 | .804 |
| 2. Martha Alwal-MS | SO | 30 | 97 | 123 | .789 |
| 3. Sarah Watkins-AR | SR | 33 | 101 | 129 | .783 |
| 4. Jattera Bonds-UF | JR | 37 | 140 | 181 | .773 |
| 5. Tyrese Tanner-AU | JR | 34 | 108 | 140 | .771 |

| STEALS | CI | GP | No. | Avg/G |
|--------------------------|-----------|-----------|-----------|-------------|
| 1. Danielle Ballard-LS | FR | 34 | 100 | 2.94 |
| 2. Ieasia Walker-SC | SR | 33 | 90 | 2.73 |
| 3. Najat Ouardad-AU | SR | 31 | 81 | 2.61 |
| 4. Valencia McFarland-UM | JR | 29 | 71 | 2.45 |
| 5. Shacobia Barbee-UG | FR | 35 | 85 | 2.43 |
| 9. Calli Berna-AR | SO | 33 | 69 | 2.09 |

| 3-POINT FG PCT | CI | GP | 3FG | 3FGA | Pct |
|------------------------|----|----|-----|------|------|
| 1. A'Dia Mathies-UK | SR | 36 | 73 | 173 | .422 |
| 2. Morgan Eye-MO | SO | 32 | 112 | 269 | .416 |
| 3. Christina Foggie-VU | JR | 27 | 62 | 189 | .328 |
| 4. Shafontaye Myers-UA | JR | 31 | 80 | 287 | .279 |

| 3-POINT FG MADE | CI | GP | 3FG | Avg/G |
|------------------------|----|----|-----|-------|
| 1. Morgan Eye-MO | SO | 32 | 112 | 3.50 |
| 2. Shafontaye Myers-UA | JR | 31 | 80 | 2.58 |
| 3. Christina Foggie-VU | JR | 27 | 62 | 2.30 |
| 4. A'Dia Mathies-UK | SR | 36 | 73 | 2.03 |
| 5. Meighan Simmons-UT | JR | 35 | 69 | 1.97 |

| BLOCKED SHOTS | CI | GP | No. | Avg/G |
|-----------------------------|-----------|-----------|-----------|-------------|
| 1. Martha Alwal-MS | SO | 30 | 78 | 2.60 |
| 2. Theresa Plaisance-LS | JR | 34 | 85 | 2.50 |
| 3. Jennifer George-UF | SR | 35 | 56 | 1.60 |
| 4. Samarie Walker-UK | JR | 36 | 56 | 1.56 |
| 5. Denesha Stallworth-UK | JR | 35 | 52 | 1.49 |
| 11. Sarah Watkins-AR | SR | 33 | 40 | 1.21 |

| ASSIST/TO RATIO | CI | GP | Assists | Avg | T-Overs | Avg | Ratio |
|--------------------------|-----------|-----------|------------|------------|-----------|------------|-------------|
| 1. A. Pratcher-TAMU | SR | 35 | 152 | 4.3 | 55 | 1.6 | 2.76 |
| 2. V. McFarland-UM | JR | 29 | 155 | 5.3 | 63 | 2.2 | 2.46 |
| 3. Calli Berna-AR | SO | 33 | 208 | 6.3 | 86 | 2.6 | 2.42 |
| 4. Jeanne Kenney-LS | JR | 32 | 137 | 4.3 | 67 | 2.1 | 2.04 |
| 5. Ariel Massengale-UT | SO | 35 | 158 | 4.5 | 92 | 2.6 | 1.72 |

| OFFENSIVE REBOUNDS | CI | GP | No. | Avg/G |
|----------------------------------|-----------|-----------|-----------|-------------|
| 1. Aleighsa Welch-SC | SO | 33 | 131 | 3.97 |
| 2. Bashaara Graves-UT | FR | 35 | 120 | 3.43 |
| 3. Ashley Bruner-SC | SR | 33 | 106 | 3.21 |
| 4. Kelsey Bone-TAMU | JR | 35 | 111 | 3.17 |
| 5. Samarie Walker-UK | JR | 36 | 113 | 3.14 |
| 11. Quistelle Williams-AR | SR | 33 | 88 | 2.67 |
| 13. Keira Peak-AR | JR | 33 | 85 | 2.58 |

| DEFENSIVE REBOUNDS | CI | GP | No. | Avg/G |
|----------------------------------|-----------|-----------|------------|-------------|
| 1. Martha Alwal-MS | SO | 30 | 200 | 6.67 |
| 2. Kelsey Bone-TAMU | JR | 35 | 215 | 6.14 |
| 3. Tiffany Clarke-VU | SR | 33 | 179 | 5.42 |
| 4. Theresa Plaisance-LS | JR | 34 | 180 | 5.29 |
| 5. Jennifer George-UF | SR | 35 | 181 | 5.17 |
| 13. Quistelle Williams-AR | SR | 33 | 143 | 4.33 |

| MINUTES PLAYED | CI | GP | Minutes | Avg/G |
|--------------------------|-----------|-----------|-------------|--------------|
| 1. Jasmine Lister-VU | JR | 33 | 1205 | 36.52 |
| 2. Calli Berna-AR | SO | 33 | 1168 | 35.39 |
| 3. Valencia McFarland-UM | JR | 29 | 999 | 34.45 |
| 4. Jattera Bonds-UF | JR | 37 | 1258 | 34.00 |
| Kendra Grant-MS | SO | 30 | 1020 | 34.00 |

SEC TEAM LEADERS - ALL GAMES

UNIVERSITY OPPONENT INFO/RECORDS HISTORY RECORDS REVIEW RAZORBACKS STAFF ITALY ARKANSAS HOOPS

| SCORING OFFENSE | | | | |
|---------------------|-----------|--------------|-------------|-------------|
| | G | W-L | Pts | Avg/G |
| 1. Tennessee | 35 | 27-8 | 2717 | 77.6 |
| 2. Kentucky | 36 | 30-6 | 2713 | 75.4 |
| 3. Florida | 37 | 22-15 | 2611 | 70.6 |
| 4. Texas A&M | 35 | 25-10 | 2445 | 69.9 |
| 5. LSU | 34 | 22-12 | 2346 | 69.0 |
| 6. ARKANSAS | 33 | 20-13 | 2189 | 66.3 |
| 7. Georgia | 35 | 28-7 | 2320 | 66.3 |
| 8. Auburn | 34 | 19-15 | 2246 | 66.1 |
| 9. Vanderbilt | 33 | 21-12 | 2168 | 65.7 |
| 10. Missouri | 32 | 17-15 | 2100 | 65.6 |
| 11. Alabama | 31 | 13-18 | 2013 | 64.9 |
| 12. Ole Miss | 29 | 9-20 | 1877 | 64.7 |
| 13. South Carolina | 33 | 25-8 | 2024 | 61.3 |
| 14. Mississippi St. | 30 | 13-17 | 1656 | 55.2 |

| SCORING DEFENSE | | | |
|--------------------|-----------|-------------|-------------|
| | G | Pts | Avg/G |
| 1. South Carolina | 33 | 1660 | 50.3 |
| 2. Georgia | 35 | 1885 | 53.9 |
| 3. ARKANSAS | 33 | 1879 | 56.9 |
| 4. Texas A&M | 35 | 2021 | 57.7 |
| 5. Kentucky | 36 | 2083 | 57.9 |
| 6. Vanderbilt | 33 | 1934 | 58.6 |
| 7. Auburn | 34 | 2070 | 60.9 |
| 8. Mississippi St. | 30 | 1869 | 62.3 |
| 9. Missouri | 32 | 2011 | 62.8 |
| 10. LSU | 34 | 2169 | 63.8 |
| 11. Tennessee | 35 | 2237 | 63.9 |
| 12. Florida | 37 | 2411 | 65.2 |
| 13. Alabama | 31 | 2169 | 70.0 |
| 14. Ole Miss | 29 | 2090 | 72.1 |

| SCORING MARGIN | | | | |
|---------------------|-----------|-------------|-------------|-------------|
| | G | Offense | Defense | Margin |
| 1. Kentucky | 36 | 75.4 | 57.9 | +17.5 |
| 2. Tennessee | 35 | 77.6 | 63.9 | +13.7 |
| 3. Georgia | 35 | 66.3 | 53.9 | +12.4 |
| 4. Texas A&M | 35 | 69.9 | 57.7 | +12.1 |
| 5. South Carolina | 33 | 61.3 | 50.3 | +11.0 |
| 6. ARKANSAS | 33 | 66.3 | 56.9 | +9.4 |
| 7. Vanderbilt | 33 | 65.7 | 58.6 | +7.1 |
| 8. Florida | 37 | 70.6 | 65.2 | +5.4 |
| 9. LSU | 34 | 69.0 | 63.8 | +5.2 |
| 10. Auburn | 34 | 66.1 | 60.9 | +5.2 |
| 11. Missouri | 32 | 65.6 | 62.8 | +2.8 |
| 12. Alabama | 31 | 64.9 | 70.0 | -5.0 |
| 13. Mississippi St. | 30 | 55.2 | 62.3 | -7.1 |
| 14. Ole Miss | 29 | 64.7 | 72.1 | -7.3 |

| FREE THROW PCT | | | | |
|--------------------|----|-----|-----|------|
| | G | FTM | FTA | Pct |
| 1. Tennessee | 35 | 525 | 692 | .759 |
| 2. Vanderbilt | 33 | 447 | 623 | .717 |
| 3. LSU | 34 | 507 | 714 | .710 |
| 4. Mississippi St. | 30 | 364 | 515 | .707 |

| | | | | |
|--------------------|-----------|------------|------------|-------------|
| 5. Kentucky | 36 | 471 | 672 | .701 |
| 6. Ole Miss | 29 | 404 | 578 | .699 |
| 7. Missouri | 32 | 311 | 455 | .684 |
| 8. Texas A&M | 35 | 383 | 562 | .681 |
| 9. ARKANSAS | 33 | 422 | 621 | .680 |
| 10. Georgia | 35 | 413 | 620 | .666 |
| 11. Florida | 37 | 440 | 665 | .662 |
| 12. Auburn | 34 | 358 | 569 | .629 |
| 13. Alabama | 31 | 394 | 632 | .623 |
| 14. South Carolina | 33 | 446 | 791 | .564 |

| FIELD GOAL % | | | | |
|---------------------|-----------|------------|-------------|-------------|
| | G | FGM | FGA | Pct |
| 1. Texas A&M | 35 | 974 | 2133 | .457 |
| 2. Tennessee | 35 | 1007 | 2244 | .449 |
| 3. Florida | 37 | 995 | 2303 | .432 |
| 4. LSU | 34 | 864 | 2011 | .430 |
| 5. Vanderbilt | 33 | 780 | 1832 | .426 |
| 6. Auburn | 34 | 883 | 2075 | .426 |
| 7. Kentucky | 36 | 1001 | 2392 | .418 |
| 8. Missouri | 32 | 763 | 1833 | .416 |
| 9. ARKANSAS | 33 | 802 | 1992 | .403 |
| 10. Georgia | 35 | 872 | 2188 | .399 |
| 11. South Carolina | 33 | 733 | 1879 | .390 |
| 12. Mississippi St. | 30 | 599 | 1645 | .364 |
| 13. Ole Miss | 29 | 664 | 1862 | .357 |
| 14. Alabama | 31 | 724 | 2134 | .339 |

| FIELD GOAL PCT DEF. | | | | |
|---------------------|-----------|------------|-------------|-------------|
| | G | FGM | FGA | Pct |
| 1. South Carolina | 33 | 611 | 1724 | .354 |
| 2. ARKANSAS | 33 | 673 | 1863 | .361 |
| 3. Georgia | 35 | 711 | 1959 | .363 |
| 4. Auburn | 34 | 720 | 1922 | .375 |
| 5. Missouri | 32 | 713 | 1901 | .375 |
| 6. Tennessee | 35 | 856 | 2277 | .376 |
| 7. Mississippi St. | 30 | 645 | 1708 | .378 |
| 8. Texas A&M | 35 | 784 | 2073 | .378 |
| 9. Vanderbilt | 33 | 728 | 1897 | .384 |
| 10. LSU | 34 | 797 | 2054 | .388 |
| 11. Florida | 37 | 871 | 2231 | .390 |
| 12. Kentucky | 36 | 757 | 1907 | .397 |
| 13. Alabama | 31 | 785 | 1936 | .405 |
| 14. Ole Miss | 29 | 804 | 1795 | .448 |

| 3-POINT FG PCT | | | | |
|--------------------|-----------|------------|------------|-------------|
| | G | 3FGM | 3FGA | Pct |
| 1. Tennessee | 35 | 178 | 502 | .355 |
| 2. Texas A&M | 35 | 114 | 323 | .353 |
| 3. Vanderbilt | 33 | 161 | 472 | .341 |
| 4. Missouri | 32 | 263 | 781 | .337 |
| 5. Kentucky | 36 | 240 | 731 | .328 |
| 6. Florida | 37 | 181 | 552 | .328 |
| 7. Auburn | 34 | 122 | 388 | .314 |
| 8. Mississippi St. | 30 | 94 | 312 | .301 |
| 9. ARKANSAS | 33 | 163 | 549 | .297 |

| | | | | |
|--------------------|----|-----|-----|------|
| 10. LSU | 34 | 111 | 384 | .289 |
| 11. Ole Miss | 29 | 145 | 512 | .283 |
| 12. Georgia | 35 | 163 | 584 | .279 |
| 13. Alabama | 31 | 171 | 667 | .256 |
| 14. South Carolina | 33 | 112 | 442 | .253 |

| 3-PT FG PCT DEF. | | | | |
|--------------------|-----------|------------|------------|-------------|
| | G | 3FGM | 3FGA | Pct |
| 1. Mississippi St. | 30 | 98 | 380 | .258 |
| 2. Vanderbilt | 33 | 130 | 502 | .259 |
| 3. Alabama | 31 | 122 | 458 | .266 |
| 4. ARKANSAS | 33 | 134 | 484 | .277 |
| 5. Texas A&M | 35 | 136 | 474 | .287 |
| 6. South Carolina | 33 | 104 | 358 | .291 |
| 7. Georgia | 35 | 172 | 589 | .292 |
| 8. Tennessee | 35 | 179 | 608 | .294 |
| 9. Kentucky | 36 | 121 | 410 | .295 |
| 10. LSU | 34 | 182 | 604 | .301 |
| 11. Ole Miss | 29 | 126 | 409 | .308 |
| 12. Florida | 37 | 194 | 621 | .312 |
| 13. Auburn | 34 | 237 | 713 | .332 |
| 14. Missouri | 32 | 192 | 568 | .338 |

| REB. OFFENSE | | | |
|---------------------|-----------|-------------|-------------|
| | G | Rebounds | Avg/G |
| 1. Tennessee | 35 | 1515 | 43.3 |
| 2. South Carolina | 33 | 1387 | 42.0 |
| 3. Georgia | 35 | 1434 | 41.0 |
| 4. Florida | 37 | 1493 | 40.4 |
| 5. Ole Miss | 29 | 1156 | 39.9 |
| 6. Alabama | 31 | 1229 | 39.6 |
| 7. Texas A&M | 35 | 1381 | 39.5 |
| 8. ARKANSAS | 33 | 1294 | 39.2 |
| 9. Kentucky | 36 | 1410 | 39.2 |
| 10. LSU | 34 | 1319 | 38.8 |
| 11. Vanderbilt | 33 | 1280 | 38.8 |
| 12. Missouri | 32 | 1241 | 38.8 |
| 13. Auburn | 34 | 1311 | 38.6 |
| 14. Mississippi St. | 30 | 1102 | 36.7 |

| REB. DEFENSE | | | |
|---------------------|-----------|-------------|-------------|
| | G | Rebounds | Avg/G |
| 1. South Carolina | 33 | 1084 | 32.8 |
| 2. Vanderbilt | 33 | 1106 | 33.5 |
| 3. Texas A&M | 35 | 1223 | 34.9 |
| 4. Kentucky | 36 | 1292 | 35.9 |
| 5. Auburn | 34 | 1252 | 36.8 |
| 6. Missouri | 32 | 1183 | 37.0 |
| 7. Florida | 37 | 1376 | 37.2 |
| 8. ARKANSAS | 33 | 1233 | 37.4 |
| 9. Tennessee | 35 | 1310 | 37.4 |
| 10. Georgia | 35 | 1317 | 37.6 |
| 11. LSU | 34 | 1281 | 37.7 |
| 12. Mississippi St. | 30 | 1180 | 39.3 |
| 13. Ole Miss | 29 | 1213 | 41.8 |
| 14. Alabama | 31 | 1543 | 49.8 |



Keira Peak is one of the best defenders in the Southeastern Conference.

SEC TEAM LEADERS - ALL GAMES



Jhasmin Bowen defends the ball.

| REB. MARGIN | G | Team | Avg. | Opponent | Avg. | Margin |
|---------------------|----|------|------|----------|------|--------|
| 1. South Carolina | 33 | 1387 | 42.0 | 1084 | 32.8 | +9.2 |
| 2. Tennessee | 35 | 1515 | 43.3 | 1310 | 37.4 | +5.9 |
| 3. Vanderbilt | 33 | 1280 | 38.8 | 1106 | 33.5 | +5.3 |
| 4. Texas A&M | 35 | 1381 | 39.5 | 1223 | 34.9 | +4.5 |
| 5. Georgia | 35 | 1434 | 41.0 | 1317 | 37.6 | +3.3 |
| 6. Kentucky | 36 | 1410 | 39.2 | 1292 | 35.9 | +3.3 |
| 7. Florida | 37 | 1493 | 40.4 | 1376 | 37.2 | +3.2 |
| 8. ARKANSAS | 33 | 1294 | 39.2 | 1233 | 37.4 | +1.8 |
| 9. Missouri | 32 | 1241 | 38.8 | 1183 | 37.0 | +1.8 |
| 10. Auburn | 34 | 1311 | 38.6 | 1252 | 36.8 | +1.7 |
| 11. LSU | 34 | 1319 | 38.8 | 1281 | 37.7 | +1.1 |
| 12. Ole Miss | 29 | 1156 | 39.9 | 1213 | 41.8 | -2.0 |
| 13. Mississippi St. | 30 | 1102 | 36.7 | 1180 | 39.3 | -2.6 |
| 14. Alabama | 31 | 1229 | 39.6 | 1543 | 49.8 | -10.1 |

| BLOCKED SHOTS | G | No. | Avg/G |
|--------------------|----|-----|-------|
| 1. Mississippi St. | 30 | 153 | 5.10 |
| 2. Kentucky | 36 | 181 | 5.03 |
| 3. LSU | 34 | 170 | 5.00 |
| 4. Auburn | 34 | 154 | 4.53 |
| 5. Tennessee | 35 | 143 | 4.09 |
| 6. Florida | 37 | 147 | 3.97 |
| 7. ARKANSAS | 33 | 131 | 3.97 |
| 8. Alabama | 31 | 115 | 3.71 |
| 9. South Carolina | 33 | 119 | 3.61 |
| 10. Texas A&M | 35 | 123 | 3.51 |
| 11. Vanderbilt | 33 | 111 | 3.36 |
| 12. Georgia | 35 | 108 | 3.09 |
| 13. Ole Miss | 29 | 73 | 2.52 |
| 14. Missouri | 32 | 75 | 2.34 |

| ASSISTS | G | No. | Avg/G |
|---------------------|----|-----|-------|
| 1. Texas A&M | 35 | 594 | 16.97 |
| 2. Auburn | 34 | 531 | 15.62 |
| 3. Missouri | 32 | 492 | 15.38 |
| 4. ARKANSAS | 33 | 496 | 15.03 |
| 5. Vanderbilt | 33 | 492 | 14.91 |
| 6. Tennessee | 35 | 512 | 14.63 |
| 7. Georgia | 35 | 493 | 14.09 |
| 8. LSU | 34 | 469 | 13.79 |
| 9. Kentucky | 36 | 475 | 13.19 |
| 10. Florida | 37 | 482 | 13.03 |
| 11. Ole Miss | 29 | 349 | 12.03 |
| 12. Alabama | 31 | 352 | 11.35 |
| 13. Mississippi St. | 30 | 334 | 11.13 |
| 14. South Carolina | 33 | 351 | 10.64 |

| STEALS | G | No. | Avg/G |
|---------------------|----|-----|-------|
| 1. Kentucky | 36 | 429 | 11.92 |
| 2. Auburn | 34 | 402 | 11.82 |
| 3. Alabama | 31 | 334 | 10.77 |
| 4. Georgia | 35 | 377 | 10.77 |
| 5. ARKANSAS | 33 | 312 | 9.45 |
| 6. Ole Miss | 29 | 263 | 9.07 |
| 7. Tennessee | 35 | 312 | 8.91 |
| 8. Florida | 37 | 329 | 8.89 |
| 9. LSU | 34 | 301 | 8.85 |
| 10. Texas A&M | 35 | 307 | 8.77 |
| 11. South Carolina | 33 | 288 | 8.73 |
| 12. Mississippi St. | 30 | 226 | 7.53 |
| 13. Missouri | 32 | 213 | 6.66 |
| 14. Vanderbilt | 33 | 210 | 6.36 |

| TURNOVER MAR. | G | Team | Avg. | Opponent | Avg. | Margin |
|---------------------|----|------|------|----------|------|--------|
| 1. Kentucky | 36 | 558 | 15.5 | 853 | 23.7 | +8.19 |
| 2. Alabama | 31 | 490 | 15.8 | 678 | 21.9 | +6.06 |
| 3. Georgia | 35 | 485 | 13.9 | 690 | 19.7 | +5.86 |
| 4. Auburn | 34 | 578 | 17.0 | 701 | 20.6 | +3.62 |
| 5. ARKANSAS | 33 | 506 | 15.3 | 615 | 18.6 | +3.30 |
| 6. South Carolina | 33 | 459 | 13.9 | 539 | 16.3 | +2.42 |
| 7. Texas A&M | 35 | 515 | 14.7 | 588 | 16.8 | +2.09 |
| 8. Ole Miss | 29 | 466 | 16.1 | 504 | 17.4 | +1.31 |
| 9. LSU | 34 | 574 | 16.9 | 600 | 17.6 | +0.76 |
| 10. Florida | 37 | 623 | 16.8 | 649 | 17.5 | +0.70 |
| 11. Tennessee | 35 | 555 | 15.9 | 575 | 16.4 | +0.57 |
| 12. Vanderbilt | 33 | 575 | 17.4 | 523 | 15.8 | -1.58 |
| 13. Mississippi St. | 30 | 603 | 20.1 | 530 | 17.7 | -2.43 |
| 14. Missouri | 32 | 539 | 16.8 | 452 | 14.1 | -2.72 |

| ASSIST/TO RATIO | G | Assist | Avg. | T-Over | Avg. | Ratio |
|---------------------|----|--------|------|--------|------|-------|
| 1. Texas A&M | 35 | 594 | 17.0 | 515 | 14.7 | 1.15 |
| 2. Georgia | 35 | 493 | 14.1 | 485 | 13.9 | 1.02 |
| 3. ARKANSAS | 33 | 496 | 15.0 | 506 | 15.3 | 0.98 |
| 4. Tennessee | 35 | 512 | 14.6 | 555 | 15.9 | 0.92 |
| 5. Auburn | 34 | 531 | 15.6 | 578 | 17.0 | 0.92 |
| 6. Missouri | 32 | 492 | 15.4 | 539 | 16.8 | 0.91 |
| 7. Vanderbilt | 33 | 492 | 14.9 | 575 | 17.4 | 0.86 |
| 8. Kentucky | 36 | 475 | 13.2 | 558 | 15.5 | 0.85 |
| 9. LSU | 34 | 469 | 13.8 | 574 | 16.9 | 0.82 |
| 10. Florida | 37 | 482 | 13.0 | 623 | 16.8 | 0.77 |
| 11. South Carolina | 33 | 351 | 10.6 | 459 | 13.9 | 0.76 |
| 12. Ole Miss | 29 | 349 | 12.0 | 466 | 16.1 | 0.75 |
| 13. Alabama | 31 | 352 | 11.4 | 490 | 15.8 | 0.72 |
| 14. Mississippi St. | 30 | 334 | 11.1 | 603 | 20.1 | 0.55 |

| OFFENSIVE REBOUNDS | G | No. | Avg/G |
|---------------------|----|-----|-------|
| 1. South Carolina | 33 | 571 | 17.30 |
| 2. Kentucky | 36 | 591 | 16.42 |
| 3. Ole Miss | 29 | 474 | 16.34 |
| 4. Alabama | 31 | 493 | 15.90 |
| 5. Georgia | 35 | 543 | 15.51 |
| 6. Tennessee | 35 | 517 | 14.77 |
| 7. Auburn | 34 | 502 | 14.76 |
| 8. ARKANSAS | 33 | 472 | 14.30 |
| 9. Florida | 37 | 521 | 14.08 |
| 10. LSU | 34 | 476 | 14.00 |
| 11. Texas A&M | 35 | 462 | 13.20 |
| 12. Mississippi St. | 30 | 391 | 13.03 |
| 13. Vanderbilt | 33 | 422 | 12.79 |
| 14. Missouri | 32 | 338 | 10.56 |

| DEFENSIVE REBOUNDS | G | No. | Avg/G |
|---------------------|----|-----|-------|
| 1. Tennessee | 35 | 998 | 28.51 |
| 2. Missouri | 32 | 903 | 28.22 |
| 3. Florida | 37 | 972 | 26.27 |
| 4. Texas A&M | 35 | 919 | 26.26 |
| 5. Vanderbilt | 33 | 858 | 26.00 |
| 6. Georgia | 35 | 891 | 25.46 |
| 7. ARKANSAS | 33 | 822 | 24.91 |
| 8. LSU | 34 | 843 | 24.79 |
| 9. South Carolina | 33 | 816 | 24.73 |
| 10. Auburn | 34 | 809 | 23.79 |
| 11. Alabama | 31 | 736 | 23.74 |
| 12. Mississippi St. | 30 | 711 | 23.70 |
| 13. Ole Miss | 29 | 682 | 23.52 |
| 14. Kentucky | 36 | 819 | 22.75 |

| DEFENSIVE REB PCT. | G | Team | D-Reb | Opp. D-Reb | Pct. |
|---------------------|-----------|------|------------|------------|--------------|
| 1. Missouri | 32 | | 903 | 380 | 0.704 |
| 2. South Carolina | 33 | | 816 | 346 | 0.702 |
| 3. Vanderbilt | 33 | | 858 | 392 | 0.686 |
| 4. Texas A&M | 35 | | 919 | 435 | 0.679 |
| 5. Georgia | 35 | | 891 | 443 | 0.668 |
| 6. Florida | 37 | | 972 | 486 | 0.667 |
| 7. Tennessee | 35 | | 998 | 507 | 0.663 |
| 8. Kentucky | 36 | | 819 | 421 | 0.660 |
| 9. ARKANSAS | 33 | | 822 | 437 | 0.653 |
| 10. Auburn | 34 | | 809 | 467 | 0.634 |
| 11. Ole Miss | 29 | | 682 | 400 | 0.630 |
| 12. LSU | 34 | | 843 | 504 | 0.626 |
| 13. Mississippi St. | 30 | | 711 | 461 | 0.607 |
| 14. Alabama | 31 | | 736 | 509 | 0.591 |

| OFFENSIVE REB PCT. | G | Team | O-Reb | Opp. D-Reb | O-Reb Pct. |
|---------------------|----|------|-------|------------|------------|
| 1. South Carolina | 33 | 571 | 738 | 0.436 | |
| 2. Kentucky | 36 | 591 | 871 | 0.404 | |
| 3. Tennessee | 35 | 517 | 803 | 0.392 | |
| 4. Auburn | 34 | 502 | 785 | 0.390 | |
| 5. Georgia | 35 | 543 | 874 | 0.383 | |
| 6. LSU | 34 | 476 | 777 | 0.380 | |
| 7. ARKANSAS | 33 | 472 | 796 | 0.372 | |
| 8. Vanderbilt | 33 | 422 | 714 | 0.371 | |
| 9. Texas A&M | 35 | 462 | 788 | 0.370 | |
| 10. Florida | 37 | 521 | 890 | 0.369 | |
| 11. Ole Miss | 29 | 474 | 813 | 0.368 | |
| 12. Mississippi St. | 30 | 391 | 719 | 0.352 | |
| 13. Alabama | 31 | 493 | 1034 | 0.323 | |
| 14. Missouri | 32 | 338 | 803 | 0.296 | |

| 3-POINT FG MADE | G | No. | Avg/G |
|---------------------|----|-----|-------|
| 1. Missouri | 32 | 263 | 8.22 |
| 2. Kentucky | 36 | 240 | 6.67 |
| 3. Alabama | 31 | 171 | 5.52 |
| 4. Tennessee | 35 | 178 | 5.09 |
| 5. Ole Miss | 29 | 145 | 5.00 |
| 6. ARKANSAS | 33 | 163 | 4.94 |
| 7. Florida | 37 | 181 | 4.89 |
| 8. Vanderbilt | 33 | 161 | 4.88 |
| 9. Georgia | 35 | 163 | 4.66 |
| 10. Auburn | 34 | 122 | 3.59 |
| 11. South Carolina | 33 | 112 | 3.39 |
| 12. LSU | 34 | 111 | 3.26 |
| 13. Texas A&M | 35 | 114 | 3.26 |
| 14. Mississippi St. | 30 | 94 | 3.13 |

SEC IND. LEADERS - SEC ONLY GAMES

To be ranked, a player must appear in at least 75.0% of their team's games.

| SCORING | CI | GP | FG | 3FG | FT | Points | Avg/G |
|-------------------------|----|----|-----|-----|----|--------|-------|
| 1. Meighan Simmons-UT | JR | 16 | 114 | 35 | 45 | 308 | 19.3 |
| 2. A'Dia Mathies-UK | SR | 16 | 103 | 38 | 47 | 291 | 18.2 |
| 3. Tiffany Clarke-VU | SR | 16 | 104 | 0 | 65 | 273 | 17.1 |
| 4. Theresa Plaisance-LS | JR | 16 | 100 | 15 | 53 | 268 | 16.8 |
| 5. Kelsey Bone-TAMU | JR | 16 | 111 | 0 | 44 | 266 | 16.6 |
| 20. Sarah Watkins-AR | SR | 16 | 73 | 3 | 51 | 200 | 12.5 |

| REBOUNDING | CI | GP | Off | Def | Total | Avg/G |
|------------------------------------|----|-----------|-----------|-----------|------------|------------|
| 1. Martha Alwal-MS | SO | 16 | 44 | 116 | 160 | 10.0 |
| 2. Kelsey Bone-TAMU | JR | 16 | 44 | 114 | 158 | 9.9 |
| 3. Samarie Walker-UK | JR | 16 | 46 | 99 | 145 | 9.1 |
| 4. Tiffany Clarke-VU | SR | 16 | 43 | 94 | 137 | 8.6 |
| 5. Kristi Bellock-TAMU | SR | 16 | 52 | 76 | 128 | 8.0 |
| Bashaara Graves-UT | FR | 16 | 47 | 81 | 128 | 8.0 |
| 10. Quistelle Williams-ARSR | | 16 | 45 | 75 | 120 | 7.5 |

| FIELD GOAL PCT | CI | GP | FG | FGA | Pct |
|-----------------------|----|----|-----|-----|------|
| 1. Bashaara Graves-UT | FR | 16 | 80 | 145 | .552 |
| 2. Jasmine Hassell-UG | SR | 16 | 80 | 151 | .530 |
| 3. Kelsey Bone-TAMU | JR | 16 | 111 | 210 | .529 |
| 4. Tiffany Clarke-VU | SR | 16 | 104 | 211 | .493 |
| 5. Meighan Simmons-UT | JR | 16 | 114 | 257 | .444 |

| ASSISTS | CI | GP | No. | Avg/G |
|----------------------------|----|----|-----|-------|
| 1. Calli Berna-AR | SO | 16 | 99 | 6.19 |
| 2. Valencia McFarland-UMJR | | 16 | 94 | 5.88 |
| 3. Najat Ouardad-AU | SR | 13 | 72 | 5.54 |
| 4. Jasmine Lister-VU | JR | 16 | 84 | 5.25 |
| 5. Ariel Massengale-UT | SO | 16 | 81 | 5.06 |

| FREE THROW PCT | CI | GP | FT | FTA | Pct |
|--------------------------|----|----|----|-----|------|
| 1. Adrienne Webb-LS | SR | 16 | 48 | 57 | .842 |
| 2. Denesha Stallworth-UK | JR | 15 | 38 | 46 | .826 |
| 3. Bri Kulas-MO | JR | 16 | 55 | 67 | .821 |
| 4. Meighan Simmons-UT | JR | 16 | 45 | 55 | .818 |
| 5. A'Dia Mathies-UK | SR | 16 | 47 | 58 | .810 |
| 14. Sarah Watkins-AR | SR | 16 | 51 | 71 | .718 |

| STEALS | CI | GP | No. | Avg/G |
|------------------------|----|----|-----|-------|
| 1. Ieasia Walker-SC | SR | 16 | 49 | 3.06 |
| 2. Danielle Ballard-LS | FR | 16 | 47 | 2.94 |
| 3. Shacobia Barbee-UG | FR | 16 | 43 | 2.69 |
| 4. Jasmine James-UG | SR | 16 | 42 | 2.63 |
| 5. Najat Ouardad-AU | SR | 13 | 34 | 2.62 |
| 15. Keira Peak-AR | JR | 16 | 25 | 1.56 |

| 3-POINT FG PCT | CI | GP | 3FG | 3FGA | Pct |
|---------------------------|----|----|-----|------|------|
| 1. Adrienne Pratcher-TAMU | SR | 16 | 32 | 65 | .492 |
| 2. A'Dia Mathies-UK | SR | 16 | 38 | 85 | .447 |
| 3. Jasmine Lister-VU | JR | 16 | 34 | 82 | .415 |
| 4. Meighan Simmons-UT | JR | 16 | 35 | 85 | .412 |
| 5. Morgan Eye-MO | SO | 16 | 58 | 147 | .395 |

| 3-POINT FG MADE | CI | GP | 3FG | Avg/G |
|------------------------|----|----|-----|-------|
| 1. Morgan Eye-MO | SO | 16 | 58 | 3.63 |
| 2. Shafontaye Myers-UA | JR | 16 | 44 | 2.75 |
| 3. A'Dia Mathies-UK | SR | 16 | 38 | 2.38 |
| 4. Meighan Simmons-UT | JR | 16 | 35 | 2.19 |
| 5. Jasmine Lister-VU | JR | 16 | 34 | 2.13 |
| Jennifer O'Neill-UK | SO | 16 | 34 | 2.13 |



Sarah Watkins

| BLOCKED SHOTS | CI | GP | No. | Avg/G |
|----------------------------|-----------|-----------|-----------|-------------|
| 1. Martha Alwal-MS | SO | 16 | 43 | 2.69 |
| 2. Theresa Plaisance-LS | JR | 16 | 38 | 2.38 |
| 3. Jennifer George-UF | SR | 15 | 28 | 1.87 |
| 4. Denesha Stallworth-UK | JR | 15 | 24 | 1.60 |
| 5. Sarah Watkins-AR | SR | 16 | 25 | 1.56 |
| Tiffany Clarke-VU | SR | 16 | 25 | 1.56 |

| ASSIST/TO RATIO | CI | GP | Assists | AvgT-Overs | Avg | Ratio | |
|----------------------------|-----------|-----------|-----------|------------|-----------|------------|-------------|
| 1. A. Pratcher-TAMU | SR | 16 | 60 | 3.8 | 26 | 1.6 | 2.31 |
| 2. Valencia McFarland-UMJR | | 16 | 94 | 5.9 | 41 | 2.6 | 2.29 |
| 3. <i>Calli Berna-AR</i> | <i>SO</i> | <i>16</i> | <i>99</i> | <i>6.2</i> | <i>44</i> | <i>2.8</i> | <i>2.25</i> |
| 4. Jeanne Kenney-LS | JR | 15 | 63 | 4.2 | 30 | 2.0 | 2.10 |
| 5. Ariel Massengale-UT | SO | 16 | 81 | 5.1 | 46 | 2.9 | 1.76 |

| OFFENSIVE REBOUNDS | CI | GP | No. | Avg/G |
|------------------------------------|-----------|-----------|-----------|-------------|
| 1. Aleighsa Welch-SC | SO | 16 | 56 | 3.50 |
| 2. Kristi Bellock-TAMU | SR | 16 | 52 | 3.25 |
| 3. Jasmine Hassell-UG | SR | 16 | 48 | 3.00 |
| 4. Ashley Bruner-SC | SR | 16 | 47 | 2.94 |
| Danielle Ballard-LS | FR | 16 | 47 | 2.94 |
| Bashaara Graves-UT | FR | 16 | 47 | 2.94 |
| 10. Quistelle Williams-ARSR | | 16 | 45 | 2.81 |
| 15. Keira Peak-AR | JR | 16 | 36 | 2.25 |

| DEFENSIVE REBOUNDS | CI | GP | No. | Avg/G |
|----------------------------------|-----------|-----------|-----------|-------------|
| 1. Martha Alwal-MS | SO | 16 | 116 | 7.25 |
| 2. Kelsey Bone-TAMU | JR | 16 | 114 | 7.13 |
| 3. Samarie Walker-UK | JR | 16 | 99 | 6.19 |
| 4. Tiffany Clarke-VU | SR | 16 | 94 | 5.88 |
| 5. Theresa Plaisance-LS | JR | 16 | 88 | 5.50 |
| 12. Quistelle Williams-AR | SR | 16 | 75 | 4.69 |
| 14. Calli Berna-AR | SO | 16 | 74 | 4.63 |

| MINUTES PLAYED | CI | GP | Minutes | Avg/G |
|----------------------------|-----------|-----------|------------|--------------|
| 1. Calli Berna-AR | SO | 16 | 626 | 39.12 |
| 2. Jasmine Lister-VU | JR | 16 | 601 | 37.56 |
| 3. Valencia McFarland-UMJR | JR | 16 | 582 | 36.38 |
| 4. Jaterra Bonds-UF | JR | 16 | 579 | 36.19 |
| 5. Adrienne Webb-LS | SR | 16 | 561 | 35.06 |



Calli Berna

#NEVERYIELD

SEC TEAM LEADERS - SEC ONLY GAMES

ARKANSAS HOOPS
ITALY
STAFF
RAZORBACKS



Arkansas head coach Tom Collen

REVIEW

RECORDS

HISTORY

OPONENT INFO/RECORDS

UNIVERSITY

| SCORING OFFENSE | G | W-L | Pts | Avg/G |
|---------------------|----|------|------|-------|
| 1. Tennessee | 16 | 14-2 | 1253 | 78.3 |
| 2. Kentucky | 16 | 13-3 | 1231 | 76.9 |
| 3. Texas A&M | 16 | 11-5 | 1101 | 68.8 |
| 4. Florida | 16 | 6-10 | 1052 | 65.8 |
| 5. LSU | 16 | 10-6 | 1046 | 65.4 |
| 6. Vanderbilt | 16 | 9-7 | 1035 | 64.7 |
| 7. Ole Miss | 16 | 2-14 | 1003 | 62.7 |
| 8. Georgia | 16 | 12-4 | 1001 | 62.6 |
| 9. Alabama | 16 | 2-14 | 993 | 62.1 |
| 10. Missouri | 16 | 6-10 | 968 | 60.5 |
| 11. Auburn | 16 | 5-11 | 965 | 60.3 |
| 12. ARKANSAS | 16 | 6-10 | 956 | 59.8 |
| 13. South Carolina | 16 | 11-5 | 924 | 57.8 |
| 14. Mississippi St. | 16 | 5-11 | 814 | 50.9 |

| FREE THROW PCT | G | FTM | FTA | Pct |
|---------------------|----|-----|-----|------|
| 1. Tennessee | 16 | 238 | 309 | .770 |
| 2. Vanderbilt | 16 | 207 | 269 | .770 |
| 3. LSU | 16 | 229 | 312 | .734 |
| 4. Kentucky | 16 | 228 | 321 | .710 |
| 5. Georgia | 16 | 206 | 291 | .708 |
| 6. Missouri | 16 | 160 | 228 | .702 |
| 7. Ole Miss | 16 | 201 | 290 | .693 |
| 8. Mississippi St. | 16 | 160 | 232 | .690 |
| 9. Texas A&M | 16 | 171 | 255 | .671 |
| 10. Florida | 16 | 192 | 289 | .664 |
| 11. Auburn | 16 | 159 | 246 | .646 |
| 12. ARKANSAS | 16 | 181 | 284 | .637 |
| 13. Alabama | 16 | 174 | 274 | .635 |
| 14. South Carolina | 16 | 224 | 385 | .582 |

| 3-POINT FG PCT | G | 3FGM | 3FGA | Pct |
|---------------------|----|------|------|------|
| 1. Tennessee | 16 | 87 | 222 | .392 |
| 2. Texas A&M | 16 | 54 | 147 | .367 |
| 3. Vanderbilt | 16 | 74 | 213 | .347 |
| 4. Kentucky | 16 | 113 | 328 | .345 |
| 5. Florida | 16 | 64 | 195 | .328 |
| 6. Missouri | 16 | 116 | 360 | .322 |
| 7. Auburn | 16 | 52 | 164 | .317 |
| 8. Ole Miss | 16 | 86 | 276 | .312 |
| 9. Mississippi St. | 16 | 54 | 175 | .309 |
| 10. LSU | 16 | 53 | 173 | .306 |
| 11. ARKANSAS | 16 | 71 | 242 | .293 |
| 12. Alabama | 16 | 95 | 341 | .279 |
| 13. Georgia | 16 | 61 | 242 | .252 |
| 14. South Carolina | 16 | 48 | 211 | .227 |

| SCORING DEFENSE | G | Pts | Avg/G |
|--------------------|----|------|-------|
| 1. South Carolina | 16 | 845 | 52.8 |
| 2. Georgia | 16 | 912 | 57.0 |
| 3. Texas A&M | 16 | 922 | 57.6 |
| 4. Vanderbilt | 16 | 939 | 58.7 |
| 5. ARKANSAS | 16 | 955 | 59.7 |
| 6. LSU | 16 | 979 | 61.2 |
| 7. Kentucky | 16 | 1008 | 63.0 |
| 8. Tennessee | 16 | 1027 | 64.2 |
| 9. Mississippi St. | 16 | 1050 | 65.6 |
| 10. Auburn | 16 | 1055 | 65.9 |
| 11. Florida | 16 | 1064 | 66.5 |
| 12. Missouri | 16 | 1091 | 68.2 |
| 13. Alabama | 16 | 1246 | 77.9 |
| 14. Ole Miss | 16 | 1249 | 78.1 |

| FIELD GOAL % | G | FGM | FGA | Pct |
|---------------------|----|-----|------|------|
| 1. Tennessee | 16 | 464 | 992 | .468 |
| 2. Texas A&M | 16 | 438 | 951 | .461 |
| 3. Vanderbilt | 16 | 377 | 876 | .430 |
| 4. LSU | 16 | 382 | 917 | .417 |
| 5. Kentucky | 16 | 445 | 1077 | .413 |
| 6. Florida | 16 | 398 | 968 | .411 |
| 7. Auburn | 16 | 377 | 926 | .407 |
| 8. Missouri | 16 | 346 | 872 | .397 |
| 9. Georgia | 16 | 367 | 969 | .379 |
| 10. ARKANSAS | 16 | 352 | 946 | .372 |
| 11. South Carolina | 16 | 326 | 884 | .369 |
| 12. Mississippi St. | 16 | 300 | 839 | .358 |
| 13. Ole Miss | 16 | 358 | 1017 | .352 |
| 14. Alabama | 16 | 362 | 1051 | .344 |

| 3-PT FG PCT DEF. | G | 3FGM | 3FGA | Pct |
|--------------------|----|------|------|------|
| 1. Vanderbilt | 16 | 53 | 216 | .245 |
| 2. LSU | 16 | 73 | 265 | .275 |
| 3. Mississippi St. | 16 | 56 | 201 | .279 |
| 4. Alabama | 16 | 69 | 244 | .283 |
| 5. Georgia | 16 | 73 | 255 | .286 |
| 6. Texas A&M | 16 | 61 | 199 | .307 |
| 7. ARKANSAS | 16 | 67 | 213 | .315 |
| 8. Tennessee | 16 | 95 | 300 | .317 |
| 9. Ole Miss | 16 | 72 | 226 | .319 |
| 10. South Carolina | 16 | 54 | 168 | .321 |
| 11. Florida | 16 | 82 | 249 | .329 |
| 12. Kentucky | 16 | 58 | 173 | .335 |
| 13. Auburn | 16 | 110 | 304 | .362 |
| 14. Missouri | 16 | 105 | 276 | .380 |

| SCORING MARGIN | G | Offense | Defense | Margin |
|---------------------|----|---------|---------|--------|
| 1. Tennessee | 16 | 78.3 | 64.2 | +14.1 |
| 2. Kentucky | 16 | 76.9 | 63.0 | +13.9 |
| 3. Texas A&M | 16 | 68.8 | 57.6 | +11.2 |
| 4. Vanderbilt | 16 | 64.7 | 58.7 | +6.0 |
| 5. Georgia | 16 | 62.6 | 57.0 | +5.6 |
| 6. South Carolina | 16 | 57.8 | 52.8 | +4.9 |
| 7. LSU | 16 | 65.4 | 61.2 | +4.2 |
| 8. ARKANSAS | 16 | 59.8 | 59.7 | +0.1 |
| 9. Florida | 16 | 65.8 | 66.5 | -0.8 |
| 10. Auburn | 16 | 60.3 | 65.9 | -5.6 |
| 11. Missouri | 16 | 60.5 | 68.2 | -7.7 |
| 12. Mississippi St. | 16 | 50.9 | 65.6 | -14.8 |
| 13. Ole Miss | 16 | 62.7 | 78.1 | -15.4 |
| 14. Alabama | 16 | 62.1 | 77.9 | -15.8 |

| FIELD GOAL PCT DEF. | G | FGM | FGA | Pct |
|---------------------|----|-----|------|------|
| 1. South Carolina | 16 | 317 | 849 | .373 |
| 2. Texas A&M | 16 | 362 | 966 | .375 |
| 3. ARKANSAS | 16 | 345 | 920 | .375 |
| 4. Florida | 16 | 370 | 976 | .379 |
| 5. Tennessee | 16 | 404 | 1062 | .380 |
| 6. LSU | 16 | 376 | 985 | .382 |
| 7. Georgia | 16 | 348 | 906 | .384 |
| 8. Vanderbilt | 16 | 361 | 933 | .387 |
| 9. Missouri | 16 | 385 | 971 | .396 |
| 10. Auburn | 16 | 357 | 898 | .398 |
| 11. Mississippi St. | 16 | 350 | 874 | .400 |
| 12. Kentucky | 16 | 367 | 868 | .423 |
| 13. Alabama | 16 | 457 | 1044 | .438 |
| 14. Ole Miss | 16 | 493 | 1033 | .477 |

| REB. OFFENSE | G | Rebounds | Avg/G |
|---------------------|----|----------|-------|
| 1. Tennessee | 16 | 687 | 42.9 |
| 2. Florida | 16 | 650 | 40.6 |
| 3. South Carolina | 16 | 640 | 40.0 |
| 4. Kentucky | 16 | 639 | 39.9 |
| 5. Georgia | 16 | 637 | 39.8 |
| 6. Texas A&M | 16 | 635 | 39.7 |
| 7. LSU | 16 | 632 | 39.5 |
| 8. ARKANSAS | 16 | 620 | 38.8 |
| 9. Missouri | 16 | 597 | 37.3 |
| Vanderbilt | 16 | 597 | 37.3 |
| 11. Ole Miss | 16 | 587 | 36.7 |
| 12. Alabama | 16 | 576 | 36.0 |
| 13. Auburn | 16 | 568 | 35.5 |
| 14. Mississippi St. | 16 | 530 | 33.1 |

SEC TEAM LEADERS - SEC ONLY GAMES

| REB. DEFENSE | G | Rebounds | Avg/G |
|---------------------|----|----------|-------|
| 1. Vanderbilt | 16 | 546 | 34.1 |
| 2. Texas A&M | 16 | 551 | 34.4 |
| 3. South Carolina | 16 | 555 | 34.7 |
| 4. Tennessee | 16 | 561 | 35.1 |
| 5. Kentucky | 16 | 579 | 36.2 |
| 6. LSU | 16 | 600 | 37.5 |
| 7. Missouri | 16 | 604 | 37.8 |
| 8. Auburn | 16 | 605 | 37.8 |
| 9. Georgia | 16 | 613 | 38.3 |
| 10. Florida | 16 | 627 | 39.2 |
| 11. ARKANSAS | 16 | 629 | 39.3 |
| 12. Mississippi St. | 16 | 633 | 39.6 |
| 13. Ole Miss | 16 | 699 | 43.7 |
| 14. Alabama | 16 | 793 | 49.6 |

| REB. MARGIN | G | Team | Avg. | Opponent | Avg. | Margin |
|---------------------|----|------|------|----------|------|--------|
| 1. Tennessee | 16 | 687 | 42.9 | 561 | 35.1 | +7.9 |
| 2. South Carolina | 16 | 640 | 40.0 | 555 | 34.7 | +5.3 |
| 3. Texas A&M | 16 | 635 | 39.7 | 551 | 34.4 | +5.2 |
| 4. Kentucky | 16 | 639 | 39.9 | 579 | 36.2 | +3.8 |
| 5. Vanderbilt | 16 | 597 | 37.3 | 546 | 34.1 | +3.2 |
| 6. LSU | 16 | 632 | 39.5 | 600 | 37.5 | +2.0 |
| 7. Georgia | 16 | 637 | 39.8 | 613 | 38.3 | +1.5 |
| 8. Florida | 16 | 650 | 40.6 | 627 | 39.2 | +1.4 |
| 9. Missouri | 16 | 597 | 37.3 | 604 | 37.8 | -0.4 |
| 10. ARKANSAS | 16 | 620 | 38.8 | 629 | 39.3 | -0.6 |
| 11. Auburn | 16 | 568 | 35.5 | 605 | 37.8 | -2.3 |
| 12. Mississippi St. | 16 | 530 | 33.1 | 633 | 39.6 | -6.4 |
| 13. Ole Miss | 16 | 587 | 36.7 | 699 | 43.7 | -7.0 |
| 14. Alabama | 16 | 576 | 36.0 | 793 | 49.6 | -13.6 |

| BLOCKED SHOTS | G | No. | Avg/G |
|--------------------|----|-----|-------|
| 1. LSU | 16 | 79 | 4.94 |
| 2. Kentucky | 16 | 71 | 4.44 |
| Florida | 16 | 71 | 4.44 |
| 4. Mississippi St. | 16 | 70 | 4.38 |
| 5. ARKANSAS | 16 | 68 | 4.25 |
| 6. Auburn | 16 | 66 | 4.13 |
| 7. Tennessee | 16 | 65 | 4.06 |
| 8. South Carolina | 16 | 55 | 3.44 |
| 9. Texas A&M | 16 | 54 | 3.38 |
| 10. Alabama | 16 | 53 | 3.31 |
| 11. Vanderbilt | 16 | 51 | 3.19 |
| 12. Georgia | 16 | 43 | 2.69 |
| 13. Ole Miss | 16 | 36 | 2.25 |
| 14. Missouri | 16 | 21 | 1.31 |

| ASSISTS | G | No. | Avg/G |
|---------------------|----|-----|-------|
| 1. Texas A&M | 16 | 270 | 16.88 |
| 2. Vanderbilt | 16 | 245 | 15.31 |
| Tennessee | 16 | 245 | 15.31 |
| 4. Auburn | 16 | 231 | 14.44 |
| 5. ARKANSAS | 16 | 226 | 14.13 |
| 6. Missouri | 16 | 222 | 13.88 |
| 7. Kentucky | 16 | 213 | 13.31 |
| 8. LSU | 16 | 205 | 12.81 |
| 9. Georgia | 16 | 200 | 12.50 |
| 10. Ole Miss | 16 | 196 | 12.25 |
| 11. Alabama | 16 | 189 | 11.81 |
| 12. Florida | 16 | 187 | 11.69 |
| 13. South Carolina | 16 | 167 | 10.44 |
| 14. Mississippi St. | 16 | 162 | 10.13 |

| STEALS | G | No. | Avg/G |
|---------------------|----|-----|-------|
| 1. Kentucky | 16 | 175 | 10.94 |
| 2. Auburn | 16 | 167 | 10.44 |
| 3. Georgia | 16 | 158 | 9.88 |
| 4. ARKANSAS | 16 | 140 | 8.75 |
| 5. LSU | 16 | 135 | 8.44 |
| 6. South Carolina | 16 | 133 | 8.31 |
| 7. Alabama | 16 | 131 | 8.19 |
| 8. Ole Miss | 16 | 117 | 7.31 |
| Texas A&M | 16 | 117 | 7.31 |
| 10. Tennessee | 16 | 115 | 7.19 |
| 11. Florida | 16 | 113 | 7.06 |
| 12. Mississippi St. | 16 | 105 | 6.56 |
| 13. Vanderbilt | 16 | 99 | 6.19 |
| Missouri | 16 | 99 | 6.19 |

| TURNOVER MAR. | G | Team | Avg. | Opponent | Avg. | Margin |
|---------------------|----|------|------|----------|------|--------|
| 1. Kentucky | 16 | 246 | 15.4 | 347 | 21.7 | +6.31 |
| 2. Georgia | 16 | 237 | 14.8 | 293 | 18.3 | +3.50 |
| 3. South Carolina | 16 | 223 | 13.9 | 259 | 16.2 | +2.25 |
| 4. Alabama | 16 | 261 | 16.3 | 294 | 18.4 | +2.06 |
| 5. ARKANSAS | 16 | 257 | 16.1 | 269 | 16.8 | +0.75 |
| 6. Auburn | 16 | 303 | 18.9 | 314 | 19.6 | +0.69 |
| 7. Ole Miss | 16 | 244 | 15.3 | 248 | 15.5 | +0.25 |
| 8. Texas A&M | 16 | 233 | 14.6 | 236 | 14.8 | +0.19 |
| 9. LSU | 16 | 265 | 16.6 | 245 | 15.3 | -1.25 |
| 10. Tennessee | 16 | 259 | 16.2 | 234 | 14.6 | -1.56 |
| 11. Florida | 16 | 265 | 16.6 | 236 | 14.8 | -1.81 |
| 12. Vanderbilt | 16 | 284 | 17.8 | 253 | 15.8 | -1.94 |
| 13. Mississippi St. | 16 | 321 | 20.1 | 262 | 16.4 | -3.69 |
| 14. Missouri | 16 | 295 | 18.4 | 203 | 12.7 | -5.75 |

| ASSIST/TO RATIO | G | Assist | Avg. | T-Over | Avg. | Ratio |
|---------------------|----|--------|------|--------|------|-------|
| 1. Texas A&M | 16 | 270 | 16.9 | 233 | 14.6 | 1.16 |
| 2. Tennessee | 16 | 245 | 15.3 | 259 | 16.2 | 0.95 |
| 3. ARKANSAS | 16 | 226 | 14.1 | 257 | 16.1 | 0.88 |
| 4. Kentucky | 16 | 213 | 13.3 | 246 | 15.4 | 0.87 |
| 5. Vanderbilt | 16 | 245 | 15.3 | 284 | 17.8 | 0.86 |
| 6. Georgia | 16 | 200 | 12.5 | 237 | 14.8 | 0.84 |
| 7. Ole Miss | 16 | 196 | 12.3 | 244 | 15.3 | 0.80 |
| 8. LSU | 16 | 205 | 12.8 | 265 | 16.6 | 0.77 |
| 9. Auburn | 16 | 231 | 14.4 | 303 | 18.9 | 0.76 |
| 10. Missouri | 16 | 222 | 13.9 | 295 | 18.4 | 0.75 |
| 11. South Carolina | 16 | 167 | 10.4 | 223 | 13.9 | 0.75 |
| 12. Alabama | 16 | 189 | 11.8 | 261 | 16.3 | 0.72 |
| 13. Florida | 16 | 187 | 11.7 | 265 | 16.6 | 0.71 |
| 14. Mississippi St. | 16 | 162 | 10.1 | 321 | 20.1 | 0.50 |

| OFFENSIVE REBOUNDS | G | No. | Avg/G |
|---------------------|----|-----|-------|
| 1. Kentucky | 16 | 265 | 16.56 |
| 2. South Carolina | 16 | 254 | 15.88 |
| 3. Georgia | 16 | 236 | 14.75 |
| 4. Ole Miss | 16 | 231 | 14.44 |
| 5. ARKANSAS | 16 | 227 | 14.19 |
| 6. Florida | 16 | 219 | 13.69 |
| 7. LSU | 16 | 214 | 13.38 |
| 8. Auburn | 16 | 212 | 13.25 |
| 9. Tennessee | 16 | 211 | 13.19 |
| 10. Alabama | 16 | 204 | 12.75 |
| Texas A&M | 16 | 204 | 12.75 |
| 12. Vanderbilt | 16 | 183 | 11.44 |
| 13. Mississippi St. | 16 | 176 | 11.00 |
| 14. Missouri | 16 | 153 | 9.56 |

| DEFENSIVE REBOUNDS | G | No. | Avg/G |
|---------------------|----|-----|-------|
| 1. Tennessee | 16 | 476 | 29.75 |
| 2. Missouri | 16 | 444 | 27.75 |
| 3. Florida | 16 | 431 | 26.94 |
| Texas A&M | 16 | 431 | 26.94 |
| 5. LSU | 16 | 418 | 26.13 |
| 6. Vanderbilt | 16 | 414 | 25.88 |
| 7. Georgia | 16 | 401 | 25.06 |
| 8. ARKANSAS | 16 | 393 | 24.56 |
| 9. South Carolina | 16 | 386 | 24.13 |
| 10. Kentucky | 16 | 374 | 23.38 |
| 11. Alabama | 16 | 372 | 23.25 |
| 12. Ole Miss | 16 | 356 | 22.25 |
| Auburn | 16 | 356 | 22.25 |
| 14. Mississippi St. | 16 | 354 | 22.13 |

| DEFENSIVE REB PCT. | G | Team | D-Reb | Opp. | D-Reb | D-Reb Pct. |
|---------------------|----|------|-------|-------|-------|------------|
| 1. Missouri | 16 | 444 | 192 | 0.698 | | |
| 2. Tennessee | 16 | 476 | 216 | 0.688 | | |
| 3. Kentucky | 16 | 374 | 172 | 0.685 | | |
| 4. South Carolina | 16 | 386 | 179 | 0.683 | | |
| 5. Texas A&M | 16 | 431 | 203 | 0.680 | | |
| 6. Vanderbilt | 16 | 414 | 204 | 0.670 | | |
| 7. Georgia | 16 | 401 | 199 | 0.668 | | |
| 8. Florida | 16 | 431 | 229 | 0.653 | | |
| 9. ARKANSAS | 16 | 393 | 217 | 0.644 | | |
| 10. LSU | 16 | 418 | 232 | 0.643 | | |
| 11. Ole Miss | 16 | 356 | 226 | 0.612 | | |
| 12. Auburn | 16 | 356 | 227 | 0.611 | | |
| 13. Mississippi St. | 16 | 354 | 231 | 0.605 | | |
| 14. Alabama | 16 | 372 | 262 | 0.587 | | |

| OFFENSIVE REB PCT. | G | Team | O-Reb | Opp. | O-Reb | O-Reb Pct. |
|---------------------|----|------|-------|-------|-------|------------|
| 1. South Carolina | 16 | 254 | 376 | 0.403 | | |
| 2. Kentucky | 16 | 265 | 407 | 0.394 | | |
| 3. Tennessee | 16 | 211 | 345 | 0.379 | | |
| 4. Texas A&M | 16 | 204 | 348 | 0.370 | | |
| 5. LSU | 16 | 214 | 368 | 0.368 | | |
| 6. Georgia | 16 | 236 | 414 | 0.363 | | |
| 7. Auburn | 16 | 212 | 378 | 0.359 | | |
| 8. ARKANSAS | 16 | 227 | 412 | 0.355 | | |
| 9. Florida | 16 | 219 | 398 | 0.355 | | |
| 10. Vanderbilt | 16 | 183 | 342 | 0.349 | | |
| 11. Ole Miss | 16 | 231 | 473 | 0.328 | | |
| 12. Mississippi St. | 16 | 176 | 402 | 0.304 | | |
| 13. Alabama | 16 | 204 | 531 | 0.278 | | |
| 14. Missouri | 16 | 153 | 412 | 0.271 | | |

| 3-POINT FG MADE | G | No. | Avg/G |
|---------------------|----|-----|-------|
| 1. Missouri | 16 | 116 | 7.25 |
| 2. Kentucky | 16 | 113 | 7.06 |
| 3. Alabama | 16 | 95 | 5.94 |
| 4. Tennessee | 16 | 87 | 5.44 |
| 5. Ole Miss | 16 | 86 | 5.38 |
| 6. Vanderbilt | 16 | 74 | 4.63 |
| 7. ARKANSAS | 16 | 71 | 4.44 |
| 8. Florida | 16 | 64 | 4.00 |
| 9. Georgia | 16 | 61 | 3.81 |
| 10. Mississippi St. | 16 | 54 | 3.38 |
| Texas A&M | 16 | 54 | 3.38 |
| 12. LSU | 16 | 53 | 3.31 |
| 13. Auburn | 16 | 52 | 3.25 |
| 14. South Carolina | 16 | 48 | 3.00 |



Melissa Wolff

BOX SCORES

1- ARKANSAS 97, JACKSON STATE 58
NOV. 9, 2012 || BUD WALTON ARENA || FAYETTEVILLE, ARK.

Jackson State 58 • 0-1

| # | Player | Total | | 3-Ptr | | Rebounds | | | PF | TP | A | T | Bk | St | Min |
|----------------------------|-----------------------|-----------------------|------|-------------------|------|----------|-----|-----|----|----|----|---|----|-----|-----|
| | | FG | FGA | FG | FGA | Off | Def | Tot | | | | | | | |
| 15 | HOWARD, Demara | f | 1-4 | 0-0 | 2-2 | 3 | 7 | 10 | 1 | 4 | 2 | 3 | 0 | 0 | 27 |
| 21 | JAMES, Bridgette | f | 1-7 | 0-0 | 4-11 | 2 | 2 | 4 | 2 | 6 | 0 | 3 | 0 | 0 | 22 |
| 22 | KELLUM, Tiffany | f | 3-10 | 0-0 | 4-5 | 2 | 3 | 5 | 3 | 10 | 0 | 1 | 0 | 0 | 22 |
| 34 | BANKS, Beatrice | f | 1-5 | 1-5 | 0-0 | 1 | 0 | 1 | 1 | 3 | 0 | 1 | 0 | 0 | 15 |
| 23 | PARKER, Mar'chetta | g | 1-4 | 0-0 | 3-4 | 2 | 1 | 3 | 0 | 5 | 1 | 1 | 0 | 0 | 16 |
| 01 | NDONGO, Ekwa | g | 1-2 | 0-0 | 0-0 | 0 | 0 | 0 | 4 | 2 | 1 | 1 | 0 | 0 | 12 |
| 02 | HARDY-FULLER, Aiyanna | g | 5-6 | 0-0 | 4-7 | 0 | 2 | 2 | 3 | 14 | 0 | 3 | 0 | 0 | 25 |
| 03 | JONES, Rachel | g | 0-1 | 0-0 | 1-2 | 0 | 1 | 1 | 2 | 1 | 1 | 1 | 0 | 0 | 11 |
| 04 | BROTHERN, Dominique | g | 2-5 | 0-1 | 0-0 | 0 | 2 | 2 | 0 | 4 | 2 | 4 | 0 | 0 | 22 |
| 05 | ROSS, Aisha | g | 0-0 | 0-0 | 0-0 | 0 | 0 | 0 | 0 | 0 | 0 | 0 | 0 | 0 | 2 |
| 11 | THOMAS, Deziree | g | 0-0 | 0-0 | 0-0 | 0 | 0 | 0 | 0 | 0 | 0 | 0 | 0 | 0 | 0 |
| 20 | ROBINSON, Bridget | g | 2-2 | 0-0 | 0-0 | 0 | 0 | 0 | 1 | 4 | 0 | 1 | 0 | 0 | 8 |
| 30 | HESTER, Daria | g | 2-9 | 1-5 | 0-0 | 1 | 3 | 4 | 2 | 5 | 0 | 0 | 0 | 0 | 18 |
| Team | | | | | | | | | | | | | | | |
| Totals | | 19-55 | 2-11 | 18-31 | 14 | 23 | 37 | 19 | 58 | 7 | 19 | 0 | 2 | 200 | |
| FG % 1st Half: 13-28 46.4% | | 2nd half: 6-27 22.2% | | Game: 19-55 34.5% | | Deadball | | | | | | | | | |
| 3FG % 1st Half: 2-7 28.6% | | 2nd half: 0-4 0.0% | | Game: 2-11 18.2% | | Rebounds | | | | | | | | | |
| FT % 1st Half: 6-10 60.0% | | 2nd half: 12-21 57.1% | | Game: 18-31 58.1% | | | | | | | | | | | |

ARKANSAS 97 • 1-0

| # | Player | Total | | 3-Ptr | | Rebounds | | | PF | TP | A | T | Bk | St | Min |
|----------------------------|---------------------|-----------------------|-------|-------------------|-----|----------|-----|-----|----|----|----|---|----|-----|-----|
| | | FG | FGA | FG | FGA | Off | Def | Tot | | | | | | | |
| 01 | PEAK, Keira | f | 2-5 | 0-0 | 3-4 | 5 | 1 | 6 | 1 | 7 | 5 | 0 | 0 | 0 | 21 |
| 04 | WATKINS, Sarah | f | 2-4 | 0-0 | 0-0 | 0 | 3 | 3 | 4 | 4 | 1 | 2 | 1 | 1 | 12 |
| 24 | WILLIAMS, Quistelle | f | 8-11 | 1-2 | 0-2 | 2 | 5 | 7 | 2 | 17 | 1 | 1 | 1 | 1 | 22 |
| 03 | HATCHER, Kelsey | g | 3-6 | 3-5 | 0-0 | 0 | 0 | 0 | 1 | 9 | 3 | 0 | 0 | 1 | 24 |
| 11 | BERNA, Cali | g | 7-10 | 5-6 | 3-5 | 0 | 1 | 1 | 2 | 22 | 7 | 3 | 0 | 3 | 26 |
| 12 | WILSON, Dominique | g | 0-5 | 0-2 | 0-0 | 0 | 0 | 0 | 3 | 0 | 1 | 1 | 0 | 0 | 11 |
| 14 | GATLING, Erin | g | 2-7 | 0-2 | 1-1 | 0 | 2 | 2 | 5 | 4 | 0 | 0 | 0 | 0 | 17 |
| 21 | ROBINSON, Dominique | g | 2-6 | 0-2 | 2-2 | 1 | 6 | 7 | 1 | 6 | 2 | 2 | 1 | 1 | 17 |
| 23 | MELTON, Mia | g | 0-0 | 0-0 | 0-0 | 0 | 0 | 0 | 0 | 0 | 0 | 0 | 0 | 0 | 2 |
| 25 | BAILEY, Joey | g | 2-5 | 0-1 | 0-0 | 1 | 4 | 5 | 4 | 4 | 0 | 0 | 0 | 0 | 16 |
| 33 | WOLFF, Melissa | g | 3-6 | 1-4 | 2-2 | 2 | 3 | 5 | 4 | 9 | 2 | 1 | 0 | 2 | 13 |
| 42 | BOWEN, Jhasmin | g | 6-8 | 0-0 | 2-3 | 4 | 6 | 10 | 2 | 14 | 0 | 1 | 0 | 1 | 19 |
| Team | | | | | | | | | | | | | | | |
| Totals | | 37-73 | 10-24 | 13-19 | 14 | 29 | 43 | 26 | 97 | 26 | 11 | 3 | 10 | 200 | |
| FG % 1st Half: 16-40 40.0% | | 2nd half: 21-33 63.6% | | Game: 37-73 50.7% | | Deadball | | | | | | | | | |
| 3FG % 1st Half: 5-15 33.3% | | 2nd half: 5-9 55.6% | | Game: 10-24 41.7% | | Rebounds | | | | | | | | | |
| FT % 1st Half: 5-8 62.5% | | 2nd half: 8-11 72.7% | | Game: 13-19 68.4% | | | | | | | | | | | |

Officials: Lisa Mattingly, Nanette Sink, Brian Garland
Technical fouls: Jackson State-None. ARKANSAS-None.
Attendance: 4130
Estimated Actual Attendance: 3,365

| Score by periods | 1st | 2nd | Total |
|------------------|-----|-----|-------|
| Jackson State | 34 | 24 | 58 |
| ARKANSAS | 42 | 55 | 97 |

2- ARKANSAS 64, TULSA 56 (OT)
NOV. 15, 2012 || CONVENTION CENTER || TULSA, OKLA.

ARKANSAS 64 • 2-0

| # | Player | Total | | 3-Ptr | | Rebounds | | | PF | TP | A | T | Bk | St | Min |
|----------------------------|---------------------|----------------------|------|----------------|------|-------------------|-----|----------|----|----|----|---|----|-----|-----|
| | | FG | FGA | FG | FGA | Off | Def | Tot | | | | | | | |
| 01 | PEAK, Keira | f | 4-12 | 2-5 | 7-10 | 8 | 6 | 14 | 3 | 17 | 3 | 3 | 1 | 0 | 37 |
| 04 | WATKINS, Sarah | f | 5-18 | 0-1 | 4-6 | 1 | 4 | 5 | 4 | 14 | 0 | 2 | 1 | 2 | 38 |
| 24 | WILLIAMS, Quistelle | f | 5-12 | 0-1 | 2-5 | 6 | 4 | 10 | 4 | 12 | 0 | 2 | 2 | 2 | 35 |
| 03 | HATCHER, Kelsey | g | 3-8 | 2-5 | 0-0 | 0 | 2 | 2 | 1 | 8 | 5 | 4 | 0 | 1 | 39 |
| 11 | BERNA, Cali | g | 3-9 | 1-5 | 1-2 | 1 | 3 | 4 | 1 | 8 | 5 | 1 | 0 | 3 | 43 |
| 12 | WILSON, Dominique | g | 0-1 | 0-1 | 1-2 | 0 | 0 | 0 | 1 | 1 | 0 | 1 | 0 | 0 | 7 |
| 14 | GATLING, Erin | g | 0-1 | 0-0 | 0-0 | 0 | 0 | 0 | 0 | 0 | 0 | 0 | 0 | 0 | 5 |
| 21 | ROBINSON, Dominique | g | 0-1 | 0-1 | 0-0 | 0 | 0 | 0 | 1 | 0 | 0 | 0 | 0 | 0 | 4 |
| 23 | WOLFF, Melissa | g | 0-1 | 0-0 | 0-0 | 1 | 0 | 1 | 1 | 0 | 1 | 0 | 1 | 0 | 4 |
| 42 | BOWEN, Jhasmin | g | 2-4 | 0-0 | 0-0 | 2 | 2 | 4 | 1 | 4 | 0 | 0 | 0 | 0 | 15 |
| Team | | | | | | | | | | | | | | | |
| Totals | | 22-67 | 5-19 | 15-25 | 23 | 28 | 51 | 17 | 64 | 13 | 15 | 4 | 8 | 225 | |
| FG % 1st Half: 11-26 42.3% | | 2nd half: 8-28 28.6% | | OT: 3-11 27.3% | | Game: 22-67 32.8% | | Deadball | | | | | | | |
| 3FG % 1st Half: 4-12 33.3% | | 2nd half: 1-7 14.3% | | OT: 0-0 0.0% | | Game: 5-19 26.3% | | Rebounds | | | | | | | |
| FT % 1st Half: 2-6 33.3% | | 2nd half: 7-8 87.5% | | OT: 6-11 54.5% | | Game: 15-25 60.0% | | | | | | | | | |

Tulsa 56 • 3-3

| # | Player | Total | | 3-Ptr | | Rebounds | | | PF | TP | A | T | Bk | St | Min |
|----------------------------|-------------------|----------------------|------|---------------|-----|-------------------|-----|----------|----|----|----|---|----|-----|-----|
| | | FG | FGA | FG | FGA | Off | Def | Tot | | | | | | | |
| 01 | COURNARD, Tiffany | f | 6-10 | 0-0 | 1-3 | 6 | 4 | 10 | 5 | 13 | 0 | 2 | 0 | 0 | 30 |
| 04 | MCDONALD, Loren | f | 0-2 | 0-0 | 0-0 | 3 | 0 | 3 | 5 | 0 | 0 | 3 | 0 | 0 | 15 |
| 06 | GROVEY, Kelsey | g | 3-15 | 1-9 | 1-1 | 0 | 3 | 3 | 4 | 8 | 3 | 3 | 0 | 0 | 40 |
| 12 | MAYBERRY, Taleya | g | 8-19 | 2-6 | 7-9 | 2 | 4 | 6 | 1 | 25 | 5 | 5 | 0 | 3 | 44 |
| 23 | CLARK, Ashley | g | 2-9 | 1-5 | 0-0 | 2 | 5 | 7 | 2 | 5 | 2 | 1 | 0 | 3 | 33 |
| 01 | VASQUEZ, Jasmine | g | 1-2 | 0-0 | 0-0 | 0 | 2 | 2 | 1 | 2 | 0 | 3 | 0 | 0 | 11 |
| 15 | WEBSTER, Antwan | g | 0-0 | 0-0 | 0-0 | 0 | 0 | 0 | 0 | 0 | 0 | 0 | 0 | 0 | 4 |
| 25 | MCCOIN, Jessica | g | 0-0 | 0-0 | 0-0 | 0 | 0 | 0 | 1 | 0 | 0 | 1 | 0 | 0 | 4 |
| 31 | TURNER, Mariah | g | 1-2 | 0-0 | 1-5 | 1 | 6 | 7 | 3 | 3 | 0 | 1 | 0 | 1 | 34 |
| 35 | BRADY, Kellan | g | 0-1 | 0-1 | 0-0 | 0 | 1 | 1 | 1 | 0 | 1 | 0 | 0 | 0 | 10 |
| Team | | | | | | | | | | | | | | | |
| Totals | | 21-60 | 4-21 | 10-18 | 16 | 30 | 46 | 23 | 56 | 11 | 20 | 0 | 3 | 225 | |
| FG % 1st Half: 10-26 38.5% | | 2nd half: 9-27 33.3% | | OT: 2-7 28.6% | | Game: 21-60 35.0% | | Deadball | | | | | | | |
| 3FG % 1st Half: 2-8 25.0% | | 2nd half: 2-11 18.2% | | OT: 0-2 0.0% | | Game: 4-21 19.0% | | Rebounds | | | | | | | |
| FT % 1st Half: 6-8 75.0% | | 2nd half: 4-10 40.0% | | OT: 0-0 0.0% | | Game: 10-18 55.6% | | | | | | | | | |

Officials: Bob Trammell, Kelly Johnson, Gina Cross
Technical fouls: ARKANSAS TEAM, TULSA COURNARD, Tiffany.
Attendance:

| Score by periods | 1st | 2nd | OT | Total |
|------------------|-----|-----|----|-------|
| ARKANSAS | 28 | 24 | 12 | 64 |
| Tulsa | 28 | 24 | 4 | 56 |

3- ARKANSAS 80, ORAL ROBERTS 57
NOV. 19, 2012 || MABEE CENTER || TULSA, OKLA.

ARKANSAS 80 • 3-0

| # | Player | | Total | | 3Pt | | Rebounds | | | PF | TP | A | T | Bk | St | Min |
|----------------------|--------------------|---|--------|-----------------|---------|-------------|----------|-------|----|----|----|----|---|----|----------------|-----|
| | | | FG/FGA | FGA/FTA | FGA/FTA | Off | Def | Total | | | | | | | | |
| 01 | PEAK, Keira | f | 5-6 | 2-2 | 0-0 | 1 | 1 | 2 | 2 | 12 | 1 | 2 | 0 | 2 | 25 | |
| 04 | WATKINS, Sarah | f | 2-4 | 0-1 | 1-2 | 1 | 4 | 5 | 5 | 1 | 2 | 0 | 1 | 1 | 18 | |
| 24 | WILLIAMS, Quincele | f | 7-11 | 3-5 | 0-0 | 2 | 6 | 8 | 2 | 17 | 2 | 1 | 0 | 1 | 27 | |
| 00 | HATCHER, Keley | g | 3-7 | 2-4 | 0-0 | 0 | 1 | 1 | 3 | 8 | 0 | 0 | 0 | 0 | 20 | |
| 11 | BIFONA, Cali | g | 1-5 | 1-3 | 5-6 | 0 | 2 | 2 | 3 | 8 | 7 | 1 | 0 | 2 | 24 | |
| 12 | WILSON, Dominique | | 0-3 | 0-1 | 0-0 | 0 | 0 | 1 | 1 | 0 | 0 | 0 | 0 | 0 | 10 | |
| 14 | GATUNGU, Erin | | 3-8 | 2-3 | 0-0 | 0 | 2 | 2 | 2 | 8 | 2 | 0 | 0 | 1 | 19 | |
| 28 | BAILEY, Joey | | 0-2 | 0-0 | 0-0 | 1 | 0 | 1 | 0 | 0 | 0 | 1 | 0 | 0 | 10 | |
| 23 | WOLFF, Melissa | | 4-7 | 1-3 | 0-0 | 1 | 0 | 1 | 0 | 9 | 3 | 1 | 1 | 1 | 24 | |
| 42 | DOWNER, Jhasmin | | 5-10 | 0-0 | 3-5 | 4 | 6 | 10 | 4 | 13 | 0 | 1 | 0 | 0 | 23 | |
| | | | | | | 2 | 5 | 7 | | | | 2 | | | | |
| Totals | | | 30-63 | 11-22 | 9-13 | 12 | 28 | 40 | 22 | 80 | 16 | 11 | 1 | 8 | 200 | |
| FG % 1st Half: 18-29 | | | 55.2% | 2nd half: 14-34 | 41.2% | Game: 30-63 | 47.6% | | | | | | | | Overall: 48.0% | |
| FG % 2nd Half: 6-12 | | | 50.0% | 2nd half: 5-10 | 50.0% | Game: 11-22 | 50.0% | | | | | | | | Overall: 50.0% | |
| FT % 1st Half: 6-10 | | | 60.0% | 2nd half: 6-10 | 60.0% | Game: 12-17 | 70.6% | | | | | | | | Overall: 64.3% | |
| | | | | | | 2 | 5 | 7 | | | | | | | 2 | |

BOX SCORES

5 - ARKANSAS 83, HAWAII 68

NOV. 24, 2012 || STAN SHERIFF CENTER || HONOLULU, HAWAII

ARKANSAS 83 • 4-1

| # | Player | Total | | 3-Ptr | | Rebounds | | | PF | TP | A | T | Bk | Stl | Min | | |
|----------------------------|---------------------|-----------------------|--------|-------------------|----------|----------------------------|-----|---------------------|----|------------------|---|--------------------------|----|----------------------|-----|-------------------|--|
| | | FG-FGA | FT-FTA | FG-FGA | FT-FTA | Off | Def | Tot | | | | | | | | | |
| 01 | PEAK, Keira | * 5-9 | 0-1 | 6-8 | 2 3 5 | 2 | 16 | 5 | 0 | 0 | 1 | 30 | | | | | |
| 03 | HATCHER, Kelsey | * 1-5 | 1-2 | 0-0 | 0 1 1 | 1 | 3 | 2 | 0 | 0 | 0 | 23 | | | | | |
| 11 | BERNA, Cali | * 3-7 | 3-5 | 3-4 | 0 7 7 | 3 | 12 | 4 | 2 | 0 | 1 | 35 | | | | | |
| 24 | WILLIAMS, Quistelle | * 2-7 | 0-0 | 0-1 | 2 4 6 | 2 | 4 | 3 | 1 | 1 | 2 | 25 | | | | | |
| 42 | BOWEN, Jhasmin | * 3-5 | 0-0 | 1-2 | 5 0 5 | 5 | 7 | 0 | 2 | 0 | 0 | 14 | | | | | |
| 04 | WATKINS, Sarah | 11-16 | 0-1 | 3-4 | 1 2 3 | 3 | 25 | 0 | 0 | 2 | 1 | 27 | | | | | |
| 12 | WILSON, Dominique | 0-0 | 0-0 | 2-1 | 1 1 2 | 2 | 2 | 0 | 1 | 0 | 0 | 6 | | | | | |
| 14 | GATLING, Erin | 0-1 | 0-0 | 1-2 | 0 0 0 | 0 | 1 | 2 | 1 | 0 | 1 | 9 | | | | | |
| 25 | BAILEY, Joey | 1-1 | 0-0 | 0-0 | 0 0 0 | 1 | 2 | 0 | 0 | 0 | 1 | 11 | | | | | |
| 33 | WOLFF, Melissa | 5-11 | 1-6 | 0-0 | 2 1 3 | 0 | 11 | 1 | 1 | 2 | 0 | 20 | | | | | |
| Team | | | | | 1 0 1 | | | | | | | | | | | | |
| Totals | | 31-62 | 5-15 | 16-23 | 14 19 33 | 19 | 83 | 17 | 8 | 5 | 7 | 200 | | | | | |
| FG % 1st Half: 14-34 41.2% | | 2nd half: 17-28 60.7% | | Game: 31-62 50.0% | | 3FG % 1st Half: 3-10 30.0% | | 2nd half: 2-5 40.0% | | Game: 5-15 33.3% | | FT % 1st Half: 7-9 77.8% | | 2nd half: 9-14 64.3% | | Game: 16-23 69.6% | |
| Deadball | | Rebounds | | 2 | | | | | | | | | | | | | |

Hawaii 68 • 2-4

| # | Player | Total | | 3-Ptr | | Rebounds | | | PF | TP | A | T | Bk | Stl | Min |
|---|----------------------|-----------------------|--------|-------------------|----------|--------------------------|-----|---------------------|----|-----------------|----|-----------------------------|----|-----|-----|
| | | FG-FGA | FT-FTA | FG-FGA | FT-FTA | Off | Def | Tot | | | | | | | |
| 05 | Martin, Kamillah | * 7-13 | 0-0 | 6-9 | 3 6 9 | 2 | 20 | 4 | 2 | 1 | 35 | | | | |
| 03 | DeAngelis, Monica | * 2-7 | 1-3 | 0-0 | 0 3 3 | 4 | 5 | 3 | 0 | 0 | 13 | | | | |
| 20 | Moore, Diane | * 3-5 | 1-1 | 0-0 | 0 0 0 | 1 | 7 | 1 | 1 | 0 | 0 | 35 | | | |
| 32 | Karaitiana, Ashleigh | * 6-9 | 1-2 | 3-6 | 1 5 6 | 2 | 16 | 0 | 3 | 0 | 34 | | | | |
| 34 | King, Destiny | * 2-6 | 0-1 | 7-8 | 2 2 4 | 3 | 11 | 1 | 1 | 0 | 0 | 22 | | | |
| 02 | Haydel, Sydney | 0-1 | 0-1 | 0-0 | 0 1 1 | 2 | 0 | 1 | 2 | 0 | 0 | 13 | | | |
| 03 | Wimbley, Marissa | 0-1 | 0-1 | 0-0 | 0 0 0 | 1 | 0 | 0 | 0 | 0 | 0 | 4 | | | |
| 15 | Bello, Kanisha | 0-0 | 0-0 | 0-0 | 0 1 1 | 0 | 0 | 1 | 0 | 0 | 0 | 8 | | | |
| 23 | Kailawa, Pua | 0-2 | 0-0 | 0-0 | 0 0 0 | 1 | 0 | 0 | 1 | 1 | 0 | 5 | | | |
| 26 | Ricketts, Stephanie | 2-2 | 0-0 | 0-0 | 0 0 0 | 2 | 4 | 0 | 0 | 0 | 0 | 9 | | | |
| 25 | Tagalico, Vicky | 2-5 | 0-0 | 1-2 | 0 1 1 | 0 | 5 | 2 | 1 | 0 | 0 | 22 | | | |
| | Team | | | | 4 1 5 | | | | | | | | | | |
| Totals | | 24-51 | 3-9 | 17-25 | 10 20 30 | 18 | 68 | 15 | 14 | 2 | 1 | 200 | | | |
| FG % 1st Half: 13-26 50.0% | | 2nd half: 11-25 44.0% | | Game: 24-51 47.1% | | 3FG % 1st Half: 0-3 0.0% | | 2nd half: 3-6 50.0% | | Game: 3-9 33.3% | | Deadball Rebounds 6.1 | | | |
| FT % 1st Half: 3-3 100.0% | | 2nd half: 14-22 63.6% | | Game: 17-25 68.0% | | | | | | | | | | | |
| Officials: Cath Cornell, Victor Dunsmore, Tim Tamashiro | | | | | | | | | | | | | | | |
| Technical fouls: ARKANSAS-None, Hawaii 1-Rene | | | | | | | | | | | | | | | |
| Attendance: 1262 | | | | | | | | | | | | | | | |

| Score by periods | 1st | 2nd | Total |
|------------------|-----|-----|-------|
| ARKANSAS | 38 | 45 | 83 |
| Hawaii | 29 | 39 | 68 |

6 - ARKANSAS 79, OREGON 67

NOV. 25, 2012 || STAN SHERIFF CENTER || HONOLULU, HAWAII

ARKANSAS 79 • 5-1

| # | Player | Total | | 3-Ptr | | Rebounds | | | PF | TP | A | T | Bk | Stl | Min | | |
|----------------------------|---------------------|-----------------------|--------|-------------------|----------|----------------------------|-----|----------------------|----|------------------|----|---------------------------|----|---------------------|-----|-----------------|--|
| | | FG FGA | FT FTA | FG FGA | FT FTA | Off | Def | Tot | | | | | | | | | |
| 01 | PEAK, Keira | * 10-18 | 4-5 | 0-2 | 3 7 10 | 2 | 24 | 4 | 3 | 1 | 5 | 32 | | | | | |
| 03 | HATCHER, Kelsey | * 0-5 | 0-4 | 0-0 | 0 0 0 | 0 | 0 | 0 | 0 | 0 | 0 | 16 | | | | | |
| 11 | BERNA, Cali | * 1-8 | 1-7 | 1-2 | 0 6 6 | 1 | 4 | 7 | 2 | 0 | 2 | 36 | | | | | |
| 24 | WILLIAMS, Quistelle | * 5-11 | 0-2 | 1-1 | 5 3 8 | 2 | 11 | 4 | 1 | 1 | 2 | 26 | | | | | |
| 42 | BOWEN, Jhasmin | * 7-10 | 0-0 | 0-0 | 0 2 2 | 1 | 14 | 0 | 1 | 0 | 2 | 22 | | | | | |
| 04 | WATKINS, Sarah | * 6-13 | 0-0 | 2-2 | 2 0 2 | 2 | 14 | 0 | 2 | 0 | 1 | 16 | | | | | |
| 12 | WILSON, Dominique | * 3-5 | 3-4 | 0-0 | 1 1 2 | 2 | 9 | 1 | 3 | 0 | 2 | 16 | | | | | |
| 14 | GATLING, Erin | * 0-0 | 0-0 | 0-0 | 0 0 0 | 1 | 0 | 1 | 3 | 0 | 1 | 4 | | | | | |
| 25 | BAILEY, Joey | * 0-2 | 0-1 | 0-0 | 3 1 4 | 0 | 0 | 2 | 0 | 0 | 1 | 14 | | | | | |
| 33 | WOLFF, Melissa | * 1-4 | 1-2 | 0-0 | 0 3 3 | 1 | 3 | 1 | 0 | 0 | 2 | 18 | | | | | |
| Team | | | | | 2 0 2 | | | | | | | | | | | | |
| Totals | | 33-76 | 9-25 | 4-7 | 16 23 39 | 12 | 79 | 23 | 15 | 2 | 18 | 200 | | | | | |
| FG % 1st Half: 20-42 47.6% | | 2nd half: 13-34 38.2% | | Game: 33-76 43.4% | | 3FG % 1st Half: 5-14 35.7% | | 2nd half: 4-11 36.4% | | Game: 9-25 36.0% | | FT % 1st Half: 5-2 100.0% | | 2nd half: 4-5 80.0% | | Game: 4-7 57.1% | |
| Deadball | | Rebounds | | 1 | | | | | | | | | | | | | |

Oregon 67 • 8-5

| # | Player | Total | | 3-Ptr | | Rebounds | | | PF | TP | A | T | Bk | Stl | Min | | |
|----------------------------|------------------|-----------------------|--------|-------------------|----------|----------------------------|-----|----------------------|----|------------------|---|--------------------------|----|-----------------------|-----|-------------------|--|
| | | FG-FGA | FT-FTA | FG-FGA | FT-FTA | Off | Def | Tot | | | | | | | | | |
| 02 | Love, Danielle | * 3-8 | 3-6 | 2-2 | 3 1 4 | 1 | 11 | 0 | 5 | 1 | 1 | 30 | | | | | |
| 03 | Stanulis, Laura | * 5-11 | 1-3 | 2-2 | 0 2 2 | 0 | 13 | 8 | 7 | 1 | 0 | 26 | | | | | |
| 05 | Loera, Jordan | * 2-8 | 0-2 | 0-0 | 1 5 6 | 2 | 4 | 3 | 3 | 0 | 2 | 33 | | | | | |
| 21 | Delgado, Amanda | * 6-14 | 5-12 | 3-5 | 2 4 6 | 0 | 20 | 2 | 2 | 0 | 2 | 31 | | | | | |
| 40 | Carpenter, Megan | * 2-5 | 0-0 | 0-0 | 1 6 7 | 1 | 4 | 0 | 0 | 2 | 0 | 25 | | | | | |
| 04 | Galland, Devin | * 2-6 | 0-2 | 4-4 | 1 0 1 | 1 | 8 | 1 | 7 | 0 | 0 | 23 | | | | | |
| 14 | Alyne, Jillian | * 3-10 | 0-0 | 1-2 | 4 0 4 | 1 | 7 | 0 | 2 | 2 | 0 | 25 | | | | | |
| 34 | Miley, Chrysta | * 0-0 | 0-0 | 0-0 | 1 2 3 | 0 | 0 | 0 | 1 | 1 | 0 | 7 | | | | | |
| Team | | | | | 5 1 6 | | | | | | | | | | | | |
| Totals | | 23-63 | 9-25 | 12-15 | 18 28 46 | 6 | 67 | 14 | 27 | 7 | 5 | 200 | | | | | |
| FG % 1st Half: 11-31 35.5% | | 2nd half: 12-32 37.5% | | Game: 23-63 36.5% | | 3FG % 1st Half: 5-15 33.3% | | 2nd half: 4-10 40.0% | | Game: 9-25 36.0% | | FT % 1st Half: 1-2 50.0% | | 2nd half: 11-13 84.6% | | Game: 12-15 80.0% | |
| Deadball | | Rebounds | | 2.1 | | | | | | | | | | | | | |

Officials: Wendy Dalton, Victor Dunsmore, Brian Yamazaki
Technical fouls: ARKANSAS-None, Oregon-None
Attendance: 1422

| Score by periods | 1st | 2nd | Total |
|------------------|-----|-----|-------|
| ARKANSAS | 45 | 34 | 79 |
| Oregon | 28 | 39 | 67 |

7 - ARKANSAS 72, TEXAS SOUTHERN 50

NOV. 29, 2012 || BUD WALTON ARENA || FAYETTEVILLE, ARK.

TEXAS SOUTHERN 50 • 1-5

| # | Player | Total | | 3-Ptr | | Rebounds | | | PF | TP | A | T | Bk | Stl | Min |
|----------------|------------------|--------|--------|----------|--------|----------|-------------|-----|-------|----------|---|----|----|-----|-----|
| | | FG-FGA | FT-FTA | FG-FGA | FT-FTA | Off | Def | Tot | | | | | | | |
| 03 | Fleming, Gianne | 1 | 3-6 | 0-2 | 2-2 | 0 | 1 | 1 | 3 | 8 | 1 | 3 | 0 | 0 | 29 |
| 12 | Simmons, Morgan | 1 | 1-4 | 0-0 | 0-1 | 3 | 5 | 8 | 3 | 2 | 0 | 1 | 2 | 0 | 23 |
| 40 | Amyem, Crystal | c | 0-1 | 0-0 | 1-2 | 0 | 3 | 3 | 3 | 1 | 2 | 1 | 0 | 1 | 15 |
| 24 | Turner, Brian | g | 1-4 | 0-3 | 0-0 | 0 | 1 | 1 | 0 | 2 | 0 | 1 | 0 | 0 | 17 |
| 2 | West, Kayla | g | 2-6 | 0-2 | 9-9 | 0 | 4 | 4 | 1 | 13 | 3 | 7 | 1 | 0 | 35 |
| 02 | Sidney, Brianna | g | 2-4 | 0-2 | 0-0 | 0 | 0 | 0 | 0 | 4 | 0 | 1 | 0 | 0 | 12 |
| 11 | Disu, Adjatu | | 1-1 | 0-0 | 0-0 | 1 | 2 | 3 | 1 | 2 | 0 | 1 | 0 | 1 | 8 |
| 14 | McQueen, Janelle | | 2-7 | 0-1 | 2-2 | 3 | 1 | 4 | 2 | 6 | 0 | 1 | 0 | 0 | 23 |
| 21 | Williams, Teera | | 5-9 | 0-0 | 1-2 | 1 | 1 | 2 | 3 | 11 | 0 | 3 | 1 | 1 | 19 |
| 22 | Johnson, Breonna | | 0-2 | 0-0 | 0-0 | 0 | 1 | 1 | 0 | 0 | 1 | 0 | 0 | 0 | 7 |
| 25 | Hall, Azalea | | 0-5 | 0-1 | 1-2 | 4 | 1 | 5 | 1 | 1 | 0 | 1 | 0 | 1 | 12 |
| Team | | | | | | 4 | 3 | 7 | | | | 2 | | | |
| Totals | | | 17-49 | 0-11 | 16-20 | 16 | 23 | 39 | 17 | 50 | 5 | 24 | 5 | 3 | 200 |
| FG % 1st Half | | 10-23 | 43.5% | 2nd half | 7-26 | 26.9% | Game: 17-49 | | 34.7% | Deadball | | | | | |
| 3FG % 1st Half | | 0-5 | 0.0% | 2nd half | 0-6 | 0.0% | Game: 0-11 | | 0.0% | 2.1 | | | | | |
| FT % 1st Half | | 1-3 | 33.3% | 2nd half | 15-17 | 88.2% | Game: 16-20 | | 80.0% | | | | | | |

BOX SCORES

9 - ARKANSAS 64, #17 KANSAS 56

DEC. 6, 2012 || BUD WALTON ARENA || FAYETTEVILLE, ARK.

#17 Kansas 56 • 7-1

| # | Player | | Total | FG | FGA | 3-Ptr | FT | FTA | Rebounds | PF | TP | A | TO | Bk | Stl | Min |
|---------------------|---------------------|---|-------|-----------------|-----|-------|-------|-------------|----------|-----|-------|----------|----|----|-----|-----|
| | | | | FG | FGA | 3-Ptr | FT | FTA | Off | Def | | | | | | |
| 21 | DAVIS, Carolyn | f | 2-9 | 0-0 | 2-3 | 2 | 2 | 4 | 1 | 6 | 2 | 4 | 1 | 0 | 34 | |
| 34 | JACKSON, Tania | f | 4-7 | 3-6 | 0-0 | 1 | 7 | 8 | 4 | 11 | 1 | 1 | 0 | 0 | 27 | |
| 03 | GOODRICH, Angel | g | 8-19 | 5-12 | 0-0 | 0 | 1 | 1 | 4 | 21 | 6 | 7 | 0 | 4 | 37 | |
| 13 | ENGELMAN, Monica | g | 2-9 | 0-1 | 0-0 | 2 | 1 | 3 | 2 | 4 | 0 | 2 | 0 | 0 | 24 | |
| 42 | KNIGHT, Natalie | g | 2-6 | 2-5 | 0-0 | 1 | 5 | 6 | 3 | 5 | 1 | 0 | 1 | 0 | 35 | |
| 00 | BOYD, Asia | g | 0-0 | 0-0 | 0-0 | 0 | 0 | 0 | 1 | 0 | 0 | 0 | 0 | 0 | 2 | |
| 05 | WILLIAMS, Catherine | g | 0-0 | 0-0 | 0-0 | 0 | 0 | 0 | 0 | 0 | 0 | 0 | 0 | 0 | 4 | |
| 15 | GARDNER, Chelsea | g | 4-7 | 0-0 | 0-0 | 1 | 2 | 3 | 2 | 8 | 0 | 1 | 1 | 0 | 15 | |
| 24 | HARPER, Charlicia | g | 0-2 | 0-1 | 0-0 | 2 | 1 | 3 | 3 | 0 | 4 | 2 | 0 | 1 | 22 | |
| Team | | | | | | 1 | 2 | 3 | | | | | | | | |
| Totals | | | 22-59 | 10-25 | 2-3 | 10 | 21 | 31 | 20 | 56 | 18 | 19 | 2 | 6 | 200 | |
| FG % 1st Half: 9-24 | | | 37.5% | 2nd half: 13-35 | | | 37.1% | Game: 22-59 | | | 37.3% | Double | | | | |
| 3FG % 1st Half: 4-9 | | | 44.4% | 2nd half: 1-16 | | | 37.5% | Game: 22-59 | | | 40.0% | Rebounds | | | | |
| FT % 1st Half: 2-3 | | | 66.7% | 2nd half: 0-0 | | | 0.0% | Game: 2-3 | | | 66.7% | 1 | | | | |

FG % 1st Half: 9-24 37.5% 2nd half: 13-35 37.1% Game: 22-59 37.3%
3FG % 1st Half: 4-9 44.4% 2nd half: 6-16 37.5% Game: 10-25 40.0%
FT % 1st Half: 2-3 66.7% 2nd half: 0-0 0.0% Game: 2-3 66.7%

ARKANSAS 64 • 8-1

| # | Player | | Total | 3-Ptr | Rebounds | | | | | | | | | | |
|-----------------|---------------------|-------|-------|-----------|----------|-------|-----------|-----|-------|-------|----|----|----|-----|----------|
| | | | FG | FGA | FT | FTA | Off | Def | PF | TP | A | TO | Bk | Stl | Min |
| 01 | PEAK, Keira | f | 3-13 | 0-3 | 4-6 | 4 | 6 | 10 | 1 | 10 | 0 | 4 | 2 | 2 | 37 |
| 24 | WILLIAMS, Quistelle | f | 7-10 | 0-2 | 1-2 | 4 | 5 | 9 | 2 | 15 | 0 | 5 | 1 | 2 | 28 |
| 42 | BOWEN, Jhasmin | f | 3-7 | 0-0 | 1-2 | 4 | 5 | 9 | 1 | 7 | 1 | 2 | 0 | 1 | 25 |
| 11 | BERNA, Calli | g | 2-7 | 1-4 | 6-8 | 0 | 3 | 3 | 0 | 11 | 7 | 1 | 0 | 4 | 38 |
| 12 | WILSON, Dominique | g | 0-7 | 0-3 | 0-0 | 2 | 1 | 3 | 2 | 0 | 1 | 0 | 0 | 0 | 13 |
| 03 | HATCHER, Kelsey | g | 0-1 | 0-1 | 2-2 | 0 | 0 | 0 | 0 | 2 | 0 | 0 | 0 | 0 | 10 |
| 04 | WATKINS, Sarah | g | 7-10 | 0-1 | 0-0 | 2 | 3 | 5 | 3 | 14 | 1 | 2 | 0 | 0 | 21 |
| 14 | GATLING, Erin | g | 0-1 | 0-0 | 0-0 | 0 | 0 | 0 | 0 | 0 | 2 | 0 | 0 | 1 | 6 |
| 25 | BAILEY, Joey | g | 0-0 | 0-0 | 0-0 | 0 | 0 | 0 | 0 | 0 | 0 | 0 | 0 | 0 | 1 |
| 33 | WOLFF, Melissa | g | 2-5 | 1-2 | 0-0 | 2 | 2 | 4 | 0 | 5 | 3 | 1 | 0 | 1 | 21 |
| Team | | | | | | 2 | 2 | 4 | | | | | | | |
| Totals | | | 24-61 | 2-16 | 14-21 | 20 | 27 | 47 | 9 | 64 | 15 | 16 | 3 | 11 | 200 |
| FG % 1st Half: | | 12-32 | 37.5% | 2nd half: | 12-29 | 41.4% | Games: | | 24-61 | 39.3% | | | | | Deadball |
| 3PT % 1st Half: | | 3-10 | 30.0% | 2nd half: | 0-4 | 0.0% | 2nd half: | | 0-4 | 32.5% | | | | | Rebounds |
| FT % 1st Half: | | 7-10 | 70.0% | 2nd half: | 7-11 | 63.6% | Games: | | 14-21 | 66.7% | | | | | |

FG % 1st Half: 12-32 37.5% 2nd half: 12-29 41.4% Game: 24-61 39.3%
3FG % 1st Half: 2-10 20.0% 2nd half: 0-6 0.0% Game: 2-16 12.5%
FT % 1st Half: 7-10 70.0% 2nd half: 7-11 63.6% Game: 14-21 66.7%

Officials: Lisa Mattingly, Beverly Roberts, Frank Steratore
Technical fouls: #17 Kansas-None. ARKANSAS-None.
Attendance: 1835
Estimated Actual Attendance: 1,356

| Score by periods | 1st | 2nd | Total |
|------------------|-----|-----|-------|
| #17 Kansas | 24 | 32 | 56 |
| ARKANSAS | 33 | 31 | 64 |

10 - ARKANSAS 73, FURMAN 38

DEC. 16, 2012 || TIMMONS ARENA || GREENVILLE, S.C.

ARKANSAS 73 • 9-1

| # | Player | Total | | 3-Ptr | | Rebounds | | PF | TP | A | TO | Bk | Stl | Min | |
|---|---------------------|--------|--------|--------|-------|----------|----|----|----|----|----|----|-----|-----|-----|
| | | FG-FGA | FG-FGA | FT-FTA | Off | Def | | | | | | | | | |
| 01 | PEAK, Keira | f | 6-10 | 0-2 | 0-0 | 1 | 4 | 5 | 2 | 12 | 2 | 2 | 3 | 1 | 27 |
| 34 | WILLIAMS, Quistelle | f | 2-2 | 0-0 | 2-2 | 1 | 3 | 4 | 4 | 6 | 1 | 0 | 0 | 1 | 13 |
| 42 | BOWEN, Jhasmin | f | 2-5 | 0-0 | 1-1 | 1 | 2 | 3 | 1 | 5 | 1 | 2 | 0 | 0 | 21 |
| 11 | BERNA, Calli | g | 0-4 | 0-2 | 2-2 | 0 | 3 | 3 | 3 | 2 | 5 | 2 | 0 | 4 | 17 |
| 12 | WILSON, Dominique | g | 2-7 | 1-3 | 0-0 | 0 | 5 | 5 | 3 | 5 | 2 | 1 | 0 | 0 | 27 |
| 03 | HATCHER, Kelsey | g | 1-6 | 1-2 | 0-0 | 0 | 0 | 0 | 1 | 3 | 0 | 2 | 0 | 0 | 13 |
| 04 | WATKINS, Sarah | g | 4-8 | 0-0 | 2-2 | 0 | 4 | 4 | 4 | 10 | 0 | 1 | 0 | 1 | 14 |
| 14 | GATLING, Erin | g | 3-4 | 0-1 | 5-9 | 0 | 2 | 2 | 0 | 11 | 3 | 1 | 0 | 4 | 23 |
| 21 | ROBINSON, Dominique | g | 1-2 | 0-0 | 2-2 | 1 | 1 | 2 | 1 | 4 | 1 | 4 | 0 | 1 | 11 |
| 25 | BAILEY, Joey | g | 0-2 | 0-1 | 0-0 | 1 | 2 | 3 | 1 | 0 | 0 | 0 | 2 | 0 | 14 |
| 33 | WOLFF, Melissa | g | 5-6 | 0-0 | 5-6 | 3 | 2 | 5 | 0 | 15 | 0 | 0 | 0 | 2 | 20 |
| Team | | | | | | 2 | 0 | 2 | | | | | | | |
| Totals | | | 26-56 | 2-11 | 19-24 | 10 | 28 | 38 | 17 | 73 | 15 | 15 | 5 | 14 | 200 |
| FG 1st Half: 12-30 40.0% 2nd half: 14-26 53.8% Game: 26-56 46.4% Deadball | | | | | | | | | | | | | | | |
| 3FG 1st Half: 0-5 0.0% 2nd half: 2-6 33.3% Game: 2-11 18.2% Rebounds | | | | | | | | | | | | | | | |
| FT 1st Half: 13-16 81.3% 2nd half: 6-8 75.0% Game: 19-24 79.2% 1 | | | | | | | | | | | | | | | |

FG % 1st Half: 12-30 40.0% 2nd half: 14-26 53.8% Game: 26-56 46.4%
3FG % 1st Half: 0-5 0.0% 2nd half: 2-6 33.3% Game: 2-11 18.2%
FT % 1st Half: 13-16 81.3% 2nd half: 6-8 75.0% Game: 19-24 79.2%

Furman 38 • 3-6

| # | Player | | Total | 3-Ptr | Rebounds | | | | | | | | | | |
|---------------------------|-------------------|----------------------|--------------------|-------|----------------------|-----|----------|-----|----|----|---|----|----|-----|-----|
| | | | FG | FGA | FG | FTA | Off | Def | TP | TP | A | TO | Bk | Stl | Min |
| 31 | HODGES, Brittany | f | 1-4 | 0-0 | 2-5 | 3 | 3 | 6 | 4 | 4 | 0 | 1 | 2 | 0 | 22 |
| 03 | NORWOOD, Erica | g | 4-10 | 1-3 | 3-3 | 0 | 2 | 2 | 4 | 12 | 0 | 4 | 0 | 0 | 18 |
| 15 | BRYAN, Savonia | g | 0-1 | 0-0 | 0-0 | 1 | 3 | 4 | 2 | 0 | 0 | 2 | 0 | 0 | 21 |
| 21 | WILKINS, Holl | g | 1-6 | 0-1 | 4-4 | 1 | 2 | 3 | 1 | 6 | 1 | 3 | 0 | 1 | 22 |
| 33 | GRISWOLD, Teshia | g | 2-10 | 1-3 | 0-0 | 0 | 4 | 4 | 1 | 5 | 3 | 5 | 0 | 0 | 33 |
| 11 | REIMER, Courtney | | 0-0 | 0-0 | 0-0 | 0 | 1 | 1 | 0 | 0 | 0 | 0 | 0 | 0 | 2 |
| 12 | ELLIS, Kelsey | | 0-0 | 0-0 | 0-0 | 0 | 1 | 1 | 0 | 0 | 0 | 1 | 0 | 0 | 6 |
| 14 | MURPHY, Kaitlin | | 2-7 | 2-4 | 0-0 | 1 | 1 | 2 | 1 | 6 | 0 | 4 | 0 | 3 | 20 |
| 20 | THOMPSON, Raegan | | 1-2 | 1-2 | 0-0 | 0 | 1 | 1 | 1 | 3 | 0 | 1 | 0 | 0 | 10 |
| 23 | PETERSON, Alexis | | 0-4 | 0-0 | 0-0 | 3 | 2 | 5 | 5 | 0 | 0 | 2 | 0 | 1 | 16 |
| 24 | MORRISSEY, Brigid | | 0-3 | 0-1 | 0-2 | 1 | 1 | 2 | 2 | 0 | 2 | 2 | 0 | 1 | 18 |
| 35 | BUTLER, Patrice | | 0-1 | 0-0 | 2-2 | 1 | 1 | 2 | 2 | 0 | 1 | 0 | 0 | 0 | 12 |
| Team | | | | | | 2 | 2 | 4 | | | | | | | |
| Totals | | | 11-48 | 5-14 | 11-16 | 13 | 24 | 37 | 23 | 38 | 6 | 27 | 2 | 6 | 200 |
| FG % 1st Half: 5-24 20.8% | | 2nd half: 6-24 25.0% | Garne: 11-48 22.9% | | 2nd half: 5-24 20.8% | | Deadball | | | | | | | | |
| 3FG % 1st Half: 0-0 0.0% | | 2nd half: 0-0 0.0% | Garne: 0-0 0.0% | | 2nd half: 0-0 0.0% | | 1 | | | | | | | | |
| FT % 1st Half: 6-10 60.0% | | 2nd half: 5-8 63.3% | Garne: 11-16 68.8% | | | | | | | | | | | | |

FG % 1st Half: 5-24 20.8% 2nd half: 6-24 25.0% Game: 11-48 22.9%
3FG % 1st Half: 2-4 50.0% 2nd half: 3-10 30.0% Game: 5-14 35.7%
FT % 1st Half: 6-10 60.0% 2nd half: 5-6 83.3% Game: 11-16 68.8%

Officials: Joe Cunningham, Darryl Humphries, Shawn Goode
Technical fouls: ARKANSAS-None. Furman-None.
Attendance: 415

| Score by periods | 1st | 2nd | Total |
|------------------|-----|-----|-------|
| ARKANSAS | 37 | 36 | 73 |
| Furman | 18 | 20 | 38 |

11 - ARKANSAS 99, MISSISSIPPI VALLEY STATE 42

DEC. 19, 2012 || BUD WALTON ARENA || FAYETTEVILLE, ARK.

MISS VALLEY STATE 42 • 3-6

| # | Player | Total | FG | FGA | FG | FGA | FT | FTA | Rebounds | Off | Def | Tot | PF | TP | A | TO | Bk | Stl | Min |
|-----------------|--------------------|-------|-------|-----------|------|-------|-------|-------|----------|-----------|-------|----------|----|----|-----|----|----|-----|-----|
| 21 | WEATHERS, A'Shanti | f | 4-10 | 1-4 | 0-0 | 1 | 4 | 5 | 1 | 9 | 1 | 1 | 0 | 0 | 21 | | | | |
| 22 | FRANK, Alla | f | 2-14 | 1-4 | 1-2 | 4 | 1 | 5 | 4 | 6 | 1 | 3 | 1 | 2 | 29 | | | | |
| 30 | WALKER, Dominique | f | 0-2 | 0-0 | 0-0 | 0 | 0 | 0 | 1 | 0 | 0 | 1 | 0 | 0 | 8 | | | | |
| 11 | SANDERS, Jonyee | g | 2-5 | 1-4 | 0-0 | 0 | 0 | 0 | 2 | 5 | 3 | 4 | 0 | 1 | 24 | | | | |
| 20 | STALLINGS, Lenise | g | 1-2 | 1-1 | 0-0 | 0 | 1 | 1 | 2 | 3 | 1 | 0 | 0 | 2 | 19 | | | | |
| 12 | KENNEDY, Olivia | g | 1-6 | 1-5 | 0-0 | 0 | 0 | 0 | 0 | 3 | 1 | 0 | 0 | 0 | 16 | | | | |
| 14 | CLEMONS, Khristina | g | 2-8 | 0-0 | 0-0 | 3 | 2 | 5 | 2 | 4 | 1 | 1 | 0 | 1 | 26 | | | | |
| 15 | JEFFERSON, Davina | g | 0-7 | 0-2 | 0-0 | 0 | 2 | 2 | 0 | 1 | 2 | 0 | 1 | 0 | 15 | | | | |
| 23 | SILAS, Derita | g | 2-8 | 0-3 | 2-2 | 0 | 0 | 0 | 1 | 6 | 0 | 2 | 0 | 0 | 15 | | | | |
| 31 | SANDERS, Jasmyne | g | 3-4 | 0-0 | 0-0 | 1 | 1 | 2 | 3 | 6 | 0 | 1 | 0 | 1 | 17 | | | | |
| Team | | | | | | 1 | 5 | 6 | | | | 2 | | | | | | | |
| Totals | | | 17-66 | 5-23 | 3-4 | 10 | 16 | 26 | 18 | 42 | 9 | 17 | 1 | 8 | 200 | | | | |
| FG % 1st Half: | | 8-30 | 26.7% | 2nd half: | 9-34 | 25.0% | Game: | 17-66 | 25.0% | 2nd half: | 21.8% | Deadball | | | | | | | |
| 3PT % 1st Half: | | 4-12 | 33.3% | 2nd half: | 1-11 | 9.1% | Game: | 5-23 | 21.7% | Rebounds | | | | | | | | | |
| FT % 1st Half: | | 0-0 | 0.0% | 2nd half: | 3-4 | 75.0% | Game: | 3-4 | 75.0% | 0.1 | | | | | | | | | |

FG % 1st Half: 8-30 26.7% 2nd half: 9-36 25.0% Game: 17-66 25.8%
3FG % 1st Half: 4-12 33.3% 2nd half: 1-11 9.1% Game: 5-23 21.7%
FT % 1st Half: 0-0 0.0% 2nd half: 3-4 75.0% Game: 3-4 75.0%

ARKANSAS 99 • 10-1

| # | Player | | Total | | 3-Ptr | | Rebounds | | PF | TP | A | TO | Bk | Stl | Min |
|----------------------|---------------------|---|-------|-----------------|-------|-------------|----------|-----|-------|-------------------|----|----|----|-----|-----|
| | | | FG | FGA | FG | FGA | FT | FTA | | | | | | | |
| 01 | PEAK, Keira | f | 3-5 | 0-1 | 3-4 | | 2 | 4 | 6 | 1 | 9 | 4 | 3 | 0 | 19 |
| 24 | WILLIAMS, Quistelle | f | 8-9 | 1-2 | 1-1 | | 2 | 3 | 5 | 1 | 18 | 1 | 1 | 0 | 2 |
| 42 | BOWEN, Jhasmin | f | 4-4 | 0-0 | 2-2 | | 0 | 6 | 6 | 1 | 10 | 0 | 2 | 0 | 18 |
| 03 | HATCHER, Kelsey | g | 2-6 | 2-5 | 2-2 | | 0 | 0 | 0 | 0 | 8 | 2 | 2 | 0 | 1 |
| 11 | BERNA, Calli | g | 3-4 | 1-2 | 4-5 | | 0 | 4 | 4 | 1 | 11 | 7 | 0 | 0 | 2 |
| 04 | WATKINS, Sarah | | 7-13 | 0-0 | 3-3 | | 3 | 5 | 8 | 1 | 17 | 0 | 3 | 2 | 20 |
| 12 | WILSON, Dominique | | 1-6 | 0-3 | 0-0 | | 2 | 4 | 6 | 0 | 2 | 1 | 1 | 0 | 1 |
| 14 | GATLING, Erin | | 1-4 | 1-1 | 2-2 | | 0 | 0 | 0 | 4 | 5 | 4 | 1 | 0 | 1 |
| 21 | ROBINSON, Dominique | | 3-6 | 1-2 | 2-4 | | 2 | 7 | 9 | 0 | 9 | 1 | 0 | 2 | 0 |
| 23 | MELTON, Mia | | 0-0 | 0-0 | 0-0 | | 0 | 0 | 0 | 0 | 0 | 0 | 0 | 0 | 2 |
| 25 | BAILEY, Joey | | 2-4 | 1-2 | 0-0 | | 0 | 4 | 4 | 1 | 5 | 3 | 0 | 1 | 0 |
| 33 | WOLFF, Melissa | | 2-4 | 1-1 | 0-0 | | 3 | 1 | 4 | 1 | 5 | 2 | 2 | 0 | 2 |
| | Team | | | | | | 0 | 2 | 2 | | | | | | |
| Totals | | | 36-65 | 8-19 | 19-23 | | 14 | 40 | 55 | 11 | 99 | 25 | 15 | 5 | 111 |
| FG % 1st Half: 18-35 | | | 51.4% | 2nd half: 18-30 | 60.0% | Game: 36-65 | | | 55.4% | Deadball Rebounds | | | | | |
| 3FG % 1st Half: 3-9 | | | 33.3% | 2nd half: 5-10 | 50.0% | Game: 18-49 | | | 32.1% | | | | | | |
| FT % 1st Half: 10-12 | | | 83.3% | 2nd half: 9-11 | 81.8% | Game: 19-23 | | | 82.6% | | | | | | |

BOX SCORES

12 - ARKANSAS 80, NORTHWESTERN STATE 41
DEC. 21, 2012 || BUD WALTON ARENA || FAYETTEVILLE, ARK.

NORTHWESTERN STATE 41 • 4-5

| # | Player | | Total | 3-Ptr | Rebounds | | | | | | | | | | |
|-----------------|-----------------------|-------|--------|-----------|----------|-------|-------|-------|-------|----|----|----|----|-----|----------|
| | | | FG-FGA | FG-FGA | FT-FTA | Off | Def | Total | PF | TP | A | TO | Bk | Stl | |
| 11 | Fuller, Breanna | F | 2-7 | 0-0 | 1-2 | 1 | 2 | 3 | 3 | 5 | 1 | 3 | 0 | 0 | |
| 01 | Lee, Keisha | G | 6-18 | 0-5 | 0-2 | 0 | 2 | 2 | 3 | 12 | 0 | 2 | 0 | 1 | |
| 02 | Williams, Tiandra | G | 2-4 | 0-1 | 0-0 | 0 | 0 | 0 | 2 | 4 | 2 | 3 | 0 | 0 | |
| 13 | Perez, Janelle | G | 2-7 | 0-3 | 4-4 | 0 | 2 | 2 | 2 | 8 | 6 | 6 | 0 | 0 | |
| 24 | Bradley, Jasmine | G | 0-5 | 0-1 | 1-2 | 0 | 1 | 1 | 4 | 1 | 1 | 3 | 0 | 2 | |
| 20 | Ausmer, Arianne | | 1-3 | 0-1 | 3-3 | 2 | 3 | 5 | 3 | 5 | 1 | 1 | 0 | 0 | |
| 20 | Johnson, Markeisha | | 2-6 | 0-0 | 0-0 | 2 | 4 | 6 | 2 | 4 | 0 | 3 | 0 | 1 | |
| 30 | Westerfield, Danielle | | 1-1 | 0-0 | 0-0 | 0 | 0 | 0 | 2 | 2 | 0 | 2 | 0 | 0 | |
| Team | | | | | | 2 | 2 | 2 | | | | | | | |
| Totals | | | 16-51 | 0-11 | 9-13 | 7 | 14 | 21 | 41 | 11 | 23 | 0 | 4 | 200 | |
| FG % 1st Half: | | 10-25 | 40.0% | 2nd half: | 6-26 | 23.1% | Game: | 16-51 | 31.4% | | | | | | Deadball |
| 3FG % 1st Half: | | 0-5 | 0.0% | 2nd half: | 0-5 | 0.0% | Game: | 0-11 | 0.0% | | | | | | Rebounds |
| FT % 1st Half: | | 5-5 | 100.0% | 2nd half: | 4-8 | 50.0% | Game: | 9-13 | 69.2% | | | | | | 3.3 |

ARKANSAS 80 • 11-1

| # | Player | Total | 3-Ptr | Rebounds | PF | TP | A | TO | Bk | Stl | Min |
|----|----------------------------|-----------------------|-------------------|----------------|----|----|----|----|----|-----|----------|
| | | FG-FGA | FT-FTA | Off Def Tot | | | | | | | |
| 01 | PEAK, Keira | 1 2-9 | 1-3 | 1-3 4 6 10 | 2 | 6 | 1 | 3 | 1 | 0 | 20 |
| 24 | WILLIAMS, Quistelle | 1 2-7 | 0-2 | 2-2 4 4 8 | 1 | 6 | 2 | 1 | 0 | 0 | 22 |
| 42 | BOWEN, Jhasmin | 1 7-9 | 0-0 | 3-6 1 2 3 | 0 | 17 | 1 | 2 | 0 | 0 | 24 |
| 03 | HATCHER, Kelsey | 1 0-2 | 0-2 | 0-0 1 1 2 | 1 | 0 | 0 | 1 | 0 | 0 | 11 |
| 11 | BERNA, Calli | 1 2-6 | 2-5 | 1-2 0 1 1 | 1 | 4 | 7 | 8 | 3 | 0 | 26 |
| 04 | WATKINS, Sarah | 1 5-6 | 0-0 | 4-4 3 3 6 | 3 | 14 | 0 | 3 | 1 | 1 | 15 |
| 12 | WILSON, Dominique | 1 4-6 | 1-3 | 3-3 0 4 4 | 0 | 12 | 2 | 1 | 0 | 3 | 25 |
| 14 | GATLING, Erin | 0 0-3 | 0-3 | 1-2 0 1 1 | 1 | 0 | 1 | 1 | 4 | 0 | 2 |
| 21 | ROBINSON, Dominique | 1 5-5 | 2-2 | 3-4 0 1 1 | 1 | 15 | 1 | 4 | 0 | 0 | 20 |
| 25 | BAILEY, Joey | 0 0-0 | 0-0 | 0-0 0 1 1 | 1 | 0 | 0 | 0 | 0 | 0 | 6 |
| 33 | WOLFF, Melissa | 1 1-4 | 0-0 | 0-0 2 1 3 | 2 | 2 | 0 | 0 | 2 | 0 | 17 |
| | Team | | | 2 3 5 | | | | | | | |
| | Totals | 28-57 | 6-20 | 18-26 17 28 45 | 15 | 80 | 16 | 22 | 4 | 11 | 200 |
| | FG % 1st Half: 13-27 48.1% | 2nd half: 15-30 50.0% | Game: 28-57 49.1% | | | | | | | | Deadball |
| | 3FG % 1st Half: 3-9 33.3% | 2nd half: 3-11 27.3% | Game: 6-20 30.0% | | | | | | | | Rebounds |
| | FT % 1st Half: 9-15 60.0% | 2nd half: 9-11 81.8% | Game: 18-26 69.2% | | | | | | | | 4.1 |

Officials: Beverly Roberts, Erica Bradley, Troy Winters
Technical fouls: NORTHWESTERN STATE-None, ARKANSAS-None
Attendance: 1567
Estimated Actual Attendance: 1,033

| Score by periods | 1st | 2nd | Total |
|--------------------|-----|-----|-------|
| NORTHWESTERN STATE | 25 | 16 | 41 |
| ARKANSAS | 38 | 42 | 80 |

13 - NO. 25 ARKANSAS 71, COPPIN STATE 57
DEC. 28, 2012 || BUD WALTON ARENA || FAYETTEVILLE, ARK.

COPPIN STATE 57 • 4-8

| #30 SPOTWOOD, Leola | | | | | | | | | | | | | | |
|----------------------------|------------------|-----------------------|--------|-------------------|-----|-----|-----|----|----|----|----|-----|-----|----------------------|
| # | Player | Total | 3-Ptr | Rebounds | | | PF | TP | A | TO | Bk | Stl | Min | |
| | | FG-FGA | FG-FGA | FT-FTA | Off | Def | Tot | | | | | | | |
| 30 | SPOTWOOD, Leola | 4-8 | 0-0 | 3-3 | 4 | 6 | 10 | 3 | 11 | 1 | 5 | 0 | 3 | 30 |
| 34 | CARTER, Larrisa | 2-13 | 0-0 | 1-3 | 4 | 2 | 6 | 4 | 5 | 0 | 1 | 1 | 1 | 26 |
| 11 | MAYNARD, Shanice | 2-5 | 1-2 | 0-0 | 3 | 2 | 5 | 1 | 5 | 1 | 2 | 0 | 0 | 25 |
| 14 | GRAIG, Ashlie | 3-7 | 1-3 | 0-0 | 0 | 0 | 0 | 5 | 7 | 3 | 6 | 0 | 3 | 21 |
| 21 | PAYNE, Shawntae | 5-15 | 4-7 | 0-0 | 1 | 2 | 3 | 1 | 14 | 4 | 1 | 0 | 0 | 29 |
| 01 | LANE, Janelle | 0-0 | 0-0 | 0-0 | 1 | 0 | 1 | 1 | 0 | 0 | 1 | 0 | 1 | 8 |
| 10 | GRIFFIN, Amber | 0-2 | 0-0 | 0-0 | 0 | 1 | 1 | 1 | 0 | 1 | 0 | 0 | 1 | 12 |
| 12 | HOLSEY, Jaishan | 0-4 | 0-0 | 2-2 | 0 | 0 | 0 | 1 | 2 | 0 | 1 | 1 | 0 | 8 |
| 20 | COLEMAN, Kyra | 4-12 | 0-1 | 3-6 | 3 | 3 | 6 | 2 | 11 | 1 | 0 | 0 | 2 | 20 |
| 23 | SWAILS, Jordan | 0-2 | 0-0 | 0-0 | 2 | 0 | 2 | 1 | 0 | 0 | 1 | 0 | 0 | 4 |
| 24 | HARRIS, Bria | 1-9 | 0-0 | 0-0 | 2 | 4 | 6 | 3 | 2 | 0 | 0 | 0 | 1 | 17 |
| Team | | | | | | 3 6 | | | | | | | | |
| Totals | | 21-77 | 6-13 | 9-14 | 23 | 23 | 46 | 23 | 57 | 11 | 18 | 2 | 12 | 200 |
| FG % 1st Half: 10-40 25.0% | | 2nd half: 11-37 29.7% | | Game: 21-77 27.3% | | | | | | | | | | Deadball Rebounds |
| 3FG % 1st Half: 3-7 42.9% | | 2nd half: 3-6 50.0% | | Game: 6-13 46.2% | | | | | | | | | | |
| FT % 1st Half: 0-0 0.0% | | 2nd half: 9-14 64.3% | | Game: 9-14 64.3% | | | | | | | | | | |

ARKANSAS 71 • 12-1

| # | Player | | Total | | 3-Ptr | | Rebounds | | PF | TP | A | TO | Bk | Stl | Min | | |
|----------------------------|---------------------|---|-----------------------|-----|-------|-------------------|----------|-----|----|----|----|----|----|-----|-----|-----|----------------------|
| | | | FG | FGA | FG | FGA | FT | FTA | | | | | | | | Off | Def |
| 01 | PEAK, Keira | F | 4-10 | 1-4 | 0-1 | 0 | 4 | 4 | 1 | 9 | 1 | 2 | 0 | 3 | 20 | | |
| 24 | WILLIAMS, Quistelle | F | 2-5 | 0-1 | 6-6 | 2 | 9 | 11 | 4 | 10 | 0 | 3 | 0 | 2 | 30 | | |
| 42 | BOWEN, Jhasmin | F | 1-3 | 0-0 | 0-0 | 0 | 2 | 2 | 0 | 2 | 0 | 0 | 0 | 0 | 10 | | |
| 03 | HATCHER, Kelsey | G | 0-2 | 0-1 | 0-0 | 0 | 0 | 0 | 1 | 0 | 0 | 1 | 0 | 1 | 7 | | |
| 11 | BERNA, Calli | G | 1-4 | 0-2 | 5-6 | 0 | 4 | 4 | 2 | 7 | 12 | 5 | 1 | 3 | 40- | | |
| 04 | WATKINS, Sarah | | 7-15 | 0-1 | 8-9 | 0 | 10 | 10 | 3 | 22 | 0 | 4 | 5 | 1 | 30 | | |
| 12 | WILSON, Dominique | | 3-7 | 0-3 | 2-2 | 0 | 3 | 3 | 0 | 6 | 2 | 1 | 1 | 1 | 29 | | |
| 14 | GATLING, Erin | | 0-0 | 0-0 | 0-0 | 0 | 0 | 0 | 1 | 0 | 1 | 1 | 0 | 0 | 4 | | |
| 21 | ROBINSON, Dominique | | 4-9 | 1-2 | 2-4 | 3 | 1 | 4 | 1 | 11 | 0 | 1 | 1 | 0 | 20 | | |
| 33 | WOLFF, Melissa | | 1-3 | 0-2 | 0-0 | 1 | 1 | 2 | 3 | 2 | 0 | 0 | 1 | 0 | 10 | | |
| Team | | | | | | | 4 | | 0 | 4 | | | | | | | |
| Totals | | | 23-58 | | 2-16 | 23-28 | 10 | 34 | 44 | 16 | 71 | 16 | 18 | 9 | 11 | 200 | |
| FG % 1st Half: 12-35 34.3% | | | 2nd half: 11-23 47.8% | | | Game: 23-58 39.7% | | | | | | | | | | | Deadball Rebounds |
| 3FG % 1st Half: 1-13 7.7% | | | 2nd half: 1-3 33.3% | | | Game: 2-16 12.5% | | | | | | | | | | | |
| FT % 1st Half: 7-8 87.5% | | | 2nd half: 16-20 80.0% | | | Game: 23-28 82.1% | | | | | | | | | | | |

Officials: Bryan Esterline, Laura C Morris, Charlie Hult
Technical fouls: COPPIN STATE-None, ARKANSAS-None
Attendance: 1492
Arkansas ranked No. 25 (AP)
Estimated Actual Attendance: 880
Fouled out: Coppin State #14, Craig (0:57.5 2H)

| Score by periods | 1st | 2nd | Total |
|------------------|-----|-----|-------|
| COPPIN STATE | 23 | 34 | 57 |
| ARKANSAS | 32 | 39 | 71 |

14 - AUBURN 50, NO. 25 ARKANSAS 47
JAN. 3, 2013 || AUBURN ARENA || AUBURN, ALA.

ARKANSAS 47 • 12-2, 0-1 SEC

| # | Player | Total | | 3-Ptr | | Rebounds | | PF | TP | A | TO | Bk | Stl | Min | |
|-------------------|---------------------|-------|-------|----------|-------|----------|-------------|----|-------|----|----|----|-----|-----|-----|
| | | FG | FGA | FT | FTA | Off | Def | | | | | | | | Tot |
| 01 | PEAK, Keira | f | 3-9 | 1-2 | 0-2 | 2 | 2 | 4 | 1 | 7 | 2 | 2 | 2 | 21 | |
| 24 | WILLIAMS, Quistelle | f | 6-13 | 1-7 | 0-0 | 5 | 3 | 8 | 1 | 13 | 0 | 2 | 0 | 36 | |
| 42 | BOWEN, Jhasmin | f | 0-2 | 0-0 | 0-0 | 1 | 2 | 3 | 2 | 0 | 0 | 1 | 0 | 14 | |
| 11 | BERNA, Calli | g | 2-7 | 2-5 | 2-2 | 0 | 2 | 2 | 2 | 8 | 3 | 3 | 1 | 40 | |
| 12 | WILSON, Dominique | g | 1-8 | 0-3 | 3-4 | 0 | 1 | 1 | 2 | 5 | 1 | 3 | 0 | 23 | |
| 04 | WATKINS, Sarah | | 2-9 | 0-1 | 5-6 | 1 | 2 | 3 | 5 | 9 | 3 | 5 | 0 | 30 | |
| 21 | ROBINSON, Dominique | | 0-3 | 0-0 | 0-0 | 0 | 1 | 1 | 0 | 0 | 0 | 2 | 0 | 12 | |
| 33 | WOLFF, Melissa | | 2-7 | 1-4 | 0-0 | 4 | 7 | 11 | 1 | 5 | 0 | 2 | 0 | 24 | |
| Team | | | | | | 4 | 3 | 7 | | | | | | | |
| Totals | | | 16-58 | 5-22 | 10-14 | 17 | 23 | 40 | 14 | 47 | 9 | 20 | 3 | 200 | |
| FG 1st Half | | 8-20 | 20.7% | 2nd half | 6-28 | 28.6% | Game: 10-58 | | 27.6% | | | | | | |
| 3FG 1st Half | | 3-13 | 23.1% | 2nd half | 2-8 | 25.0% | Game: 5-22 | | 22.7% | | | | | | |
| FT 1st Half | | 1-4 | 25.0% | 2nd half | 9-10 | 90.0% | Game: 10-14 | | 71.4% | | | | | | |
| Deadball Rebounds | | | | | | | | | | | | | | | |

BOX SCORES

15 - NO. 24 TEXAS A&M 63, NO. 23 ARKANSAS 51
JAN. 6, 2013 || BUD WALTON ARENA || FAYETTEVILLE, ARK.

TEXAS A&M 63 • 12-4, 2-0

| # | Player | | Total | | 3-Ptr | | Rebounds | | | PF | TP | A | T | Bk | Stl | Min | | |
|----|-------------------|-------|-------|----------|-------|-------|----------|-------|-------|----|----|----|----|----|-----|-----|-----|-----------------------|
| | | | FG | FGA | FG | FGA | FT | FTA | Off | | | | | | | | Def | Tot |
| 01 | Courtney Williams | f | 7 | 11 | 1 | 3 | 1 | 3 | 2 | 5 | 7 | 3 | 16 | 2 | 4 | 0 | 37 | |
| 05 | Kristi Bellock | f | 3 | 9 | 0 | 1 | 0 | 0 | 3 | 4 | 7 | 3 | 6 | 5 | 1 | 0 | 34 | |
| 03 | Kelsey Bone | c | 4 | 9 | 0 | 0 | 3 | 4 | 6 | 8 | 14 | 4 | 11 | 2 | 5 | 1 | 32 | |
| 32 | Adrienne Pratcher | g | 4 | 9 | 2 | 2 | 3 | 3 | 0 | 5 | 5 | 1 | 13 | 3 | 3 | 0 | 31 | |
| 33 | Courtney Walker | g | 3 | 8 | 0 | 0 | 5 | 7 | 0 | 2 | 2 | 3 | 11 | 1 | 7 | 0 | 2 | 36 |
| 15 | Tori Scott | | 0 | 0 | 0 | 0 | 0 | 0 | 0 | 0 | 0 | 0 | 0 | 0 | 1 | 0 | 0 | 1 |
| 20 | Peyton Little | | 0 | 1 | 0 | 1 | 1 | 2 | 0 | 2 | 2 | 1 | 1 | 0 | 0 | 0 | 0 | 9 |
| 24 | Jordan Jones | | 0 | 1 | 0 | 0 | 0 | 0 | 0 | 1 | 1 | 1 | 0 | 0 | 1 | 0 | 0 | 9 |
| 34 | Karla Gilbert | | 2 | 4 | 0 | 0 | 1 | 2 | 2 | 1 | 3 | 1 | 5 | 0 | 2 | 0 | 1 | 11 |
| | Team | | | | | | | | 1 | 3 | 4 | | | | | | | |
| | Totals | | 23 | 52 | 3 | 7 | 14 | 21 | 14 | 31 | 45 | 18 | 63 | 14 | 24 | 1 | 7 | 200 |
| | FG % 1st Half | 13-22 | 59.1% | 2nd half | 10-30 | 33.3% | Game | 23-52 | 44.2% | | | | | | | | | Deadball Rebounds 4.1 |
| | 3FG % 1st Half | 3-6 | 50.0% | 2nd half | 0-1 | 0.0% | Game | 3-7 | 42.9% | | | | | | | | | |
| | FT % 1st Half | 1-2 | 50.0% | 2nd half | 13-19 | 68.4% | Game | 14-21 | 66.7% | | | | | | | | | |

ARKANSAS 51 • 12-3, 0-2

| # | Player | | Total | 3-Ptr | Rebounds | | | | | | | | | | |
|----|---------------------|------|-------|----------|----------|-------|------|-------|-------|----|----|----|----|----|----------|
| | | | FG | FGA | FT | FTA | Off | Def | Total | PF | TP | A | TB | St | Min |
| 01 | PEAK, Keira | f | 5-10 | 0-2 | 1-3 | 1 | 4 | 5 | 2 | 11 | 1 | 1 | 1 | 1 | 31 |
| 24 | WILLIAMS, Quistelle | f | 2-11 | 1-4 | 0-0 | 3 | 1 | 4 | 4 | 5 | 0 | 2 | 0 | 3 | 28 |
| 42 | BOWEN, Jhasmin | f | 0-2 | 0-0 | 1-2 | 1 | 0 | 1 | 1 | 1 | 0 | 2 | 0 | 0 | 10 |
| 11 | BERNA, Calli | g | 2-8 | 0-4 | 2-4 | 0 | 5 | 5 | 2 | 6 | 7 | 3 | 0 | 1 | 38 |
| 12 | WILSON, Dominique | g | 1-5 | 0-1 | 1-2 | 0 | 0 | 0 | 1 | 3 | 0 | 0 | 0 | 0 | 15 |
| 03 | HATCHER, Kelsey | | 0-0 | 0-0 | 0-0 | 0 | 0 | 0 | 0 | 0 | 0 | 0 | 0 | 0 | 2 |
| 04 | WATKINS, Sarah | | 5-13 | 0-0 | 9-9 | 4 | 4 | 8 | 4 | 19 | 0 | 5 | 3 | 3 | 31 |
| 14 | GATLING, Erin | | 2-6 | 0-3 | 0-0 | 1 | 0 | 1 | 2 | 4 | 0 | 1 | 0 | 0 | 19 |
| 21 | ROBINSON, Dominique | | 0-2 | 0-0 | 0-0 | 0 | 0 | 0 | 0 | 1 | 0 | 1 | 0 | 0 | 2 |
| 33 | WOLFF, Melissa | | 1-4 | 0-0 | 0-0 | 1 | 2 | 3 | 1 | 2 | 0 | 0 | 0 | 1 | 23 |
| | Team | | | | | 2 | 1 | 3 | | | | | | | |
| | Totals | | 18-61 | 1-14 | 14-20 | 13 | 17 | 30 | 18 | 51 | 8 | 15 | 5 | 9 | 200 |
| | FG % 1st Half | 6-25 | 24.0% | 2nd half | 12-36 | 33.3% | Game | 18-61 | 29.5% | | | | | | Deadball |
| | 3FG % 1st Half | 1-7 | 14.3% | 2nd half | 0-7 | 0.0% | Game | 1-14 | 7.1% | | | | | | Rebounds |
| | FT % 1st Half | 4-7 | 57.1% | 2nd half | 10-13 | 76.9% | Game | 14-20 | 70.0% | | | | | | 4.1 |

Officials: Mark Zentz, Brian Hall, Jules Gallen
Technical fouls: TEXAS A&M=None ARKANSAS=None
Attendance: 2601
Arkansas ranked #23. TAMU ranked #25/22
Estimated Actual Attendance: 2,269

| Score by periods | 1st | 2nd | Total |
|------------------|-----|-----|-------|
| TEXAS A&M | 30 | 33 | 63 |
| ARKANSAS | 17 | 34 | 51 |

16 - ARKANSAS 63, LSU 54

JAN. 10, 2013 || BUD WALTON ARENA || FAYETTEVILLE, ARK.

LSU 54 • 10-6, 1-2

| # | Player | Total | | 3-Ptr | | Rebounds | | | PF | TP | A | T | Bk | Stl | Min | |
|----------------|----------------------|-------|-------|----------|-------|----------|-------|-------------|-------|----|----|----|----|-----|-----|-------------------|
| | | FG | FGA | FG | FGA | FT | FTA | Off Def Tot | | | | | | | | |
| 55 | PLAISANCE, Theresa | f | 9-17 | 1-4 | 3-5 | 0 | 4 | 4 | 3 | 22 | 1 | 6 | 3 | 1 | 32 | |
| 03 | LUTLEY, Bianca | g | 5-10 | 1-2 | 2-2 | 1 | 3 | 4 | 3 | 13 | 3 | 2 | 0 | 1 | 33 | |
| 05 | KENNEY, Jeanne | g | 0-6 | 0-2 | 0-0 | 0 | 5 | 5 | 3 | 0 | 6 | 5 | 0 | 1 | 31 | |
| 10 | WEBB, Adrienne | g | 0-5 | 0-1 | 0-0 | 2 | 1 | 3 | 5 | 0 | 2 | 0 | 0 | 0 | 22 | |
| 32 | BALLARD, Danielle | g | 4-11 | 0-0 | 3-5 | 4 | 3 | 7 | 3 | 11 | 0 | 1 | 0 | 0 | 23 | |
| 01 | YOUNGBLOOD, Derrayal | | 0-0 | 0-0 | 0-0 | 0 | 0 | 0 | 2 | 0 | 0 | 0 | 0 | 0 | 6 | |
| 04 | PEDERSEN, Anne | | 0-1 | 0-0 | 0-0 | 1 | 4 | 5 | 0 | 0 | 0 | 0 | 0 | 0 | 15 | |
| 02 | BAKER, Kuanesha | | 0-0 | 0-0 | 0-0 | 0 | 0 | 0 | 0 | 0 | 1 | 0 | 0 | 0 | 5 | |
| 23 | MCKINNEY, Shanice | | 2-5 | 0-0 | 1-1 | 2 | 3 | 5 | 1 | 5 | 0 | 1 | 0 | 0 | 19 | |
| 42 | BOYKIN, Sheila | | 1-3 | 0-0 | 1-3 | 3 | 1 | 4 | 3 | 3 | 1 | 0 | 0 | 1 | 14 | |
| | Team | | | | | 2 | 1 | 3 | | | | | | | | |
| Totals | | | 21-58 | | 2-9 | | 10-16 | 15 | 25 | 40 | 23 | 54 | 12 | 17 | 3 | 200 |
| FG % 1st half | | 10-31 | 32.3% | 2nd half | 11-27 | 40.7% | Game | 21-58 | 36.2% | | | | | | | Deadball Rebounds |
| 3FG % 1st Half | | 0-3 | 0.0% | 2nd half | 2-6 | 33.3% | Game | 2-9 | 22.2% | | | | | | | 2.1 |
| FT % 1st Half | | 5-7 | 71.4% | 2nd half | 5-9 | 55.6% | Game | 10-16 | 62.5% | | | | | | | |

ARKANSAS 63 • 13-3, 1-2

| # | Player | Total | | 3-Ptr | | Rebounds | | | PF | TP | A | T | Bk | Stl | Min |
|----|---------------------|-------|-------|----------|-------|----------|------|-------|-------|----|----|----|----|-----|-------------------|
| | | FG | FGA | FT | FTA | Off | Def | Tot | | | | | | | |
| 01 | PEAK, Keira | f | 2-6 | 1-2 | 2-6 | 0 | 6 | 6 | 1 | 7 | 2 | 2 | 1 | 0 | 27 |
| 24 | WILLIAMS, Quistelle | f | 5-16 | 1-3 | 2-2 | 5 | 7 | 12 | 2 | 13 | 3 | 2 | 0 | 2 | 37 |
| 42 | BOWEN, Jhasmin | f | 1-9 | 0-0 | 4-6 | 3 | 4 | 7 | 3 | 6 | 0 | 2 | 0 | 1 | 25 |
| 11 | BERNA, Calli | g | 1-6 | 1-4 | 4-6 | 0 | 3 | 3 | 2 | 7 | 8 | 2 | 1 | 2 | 40 |
| 14 | GATLING, Erin | g | 4-7 | 3-4 | 3-4 | 0 | 1 | 1 | 4 | 14 | 2 | 2 | 0 | 2 | 23 |
| 04 | WATKINS, Sarah | | 4-8 | 0-0 | 0-0 | 5 | 1 | 6 | 4 | 8 | 0 | 1 | 0 | 0 | 13 |
| 12 | WILSON, Dominique | | 0-2 | 0-2 | 0-0 | 0 | 1 | 1 | 0 | 0 | 0 | 0 | 0 | 0 | 5 |
| 21 | ROBINSON, Dominique | | 1-3 | 0-1 | 1-2 | 1 | 0 | 1 | 0 | 3 | 0 | 0 | 0 | 0 | 2 |
| 33 | WOLFF, Melissa | | 1-2 | 1-1 | 2-3 | 1 | 1 | 2 | 1 | 5 | 1 | 1 | 0 | 1 | 16 |
| | Team | | | | | 3 | 2 | 5 | | | | | | | |
| | Totals | | 19-59 | 7-17 | 18-29 | 18 | 26 | 44 | 17 | 63 | 16 | 12 | 2 | 10 | 200 |
| | FG % 1st Half | 9-28 | 32.1% | 2nd half | 10-31 | 32.3% | Game | 19-59 | 32.2% | | | | | | Deadball Rebounds |
| | 3FG % 1st Half | 5-11 | 45.5% | 2nd half | 2-6 | 33.3% | Game | 7-17 | 41.2% | | | | | | 7 |
| | FT % 1st Half | 8-13 | 61.5% | 2nd half | 10-16 | 62.5% | Game | 18-29 | 62.1% | | | | | | |

Officials: Michael McConnell, Jennifer Razac, Rod Creech
Technical fouls: LSU=None ARKANSAS=None
Attendance: 1509
Estimated Actual Attendance: 1,119
Fouled Out: LSU #10 A. Webb at 0:21.8 in 2nd half

| Score by periods | 1st | 2nd | Total |
|------------------|-----|-----|-------|
| LSU | 25 | 29 | 54 |
| ARKANSAS | 31 | 32 | 63 |

17 - VANDERBILT 78, ARKANSAS 58
JAN. 13, 2013 || MEMORIAL GYMNASIUM || NASHVILLE, TENN.

Arkansas 58 • 13-4, 1-3 SEC

| # | Player | | Total | 3-Ptr | Rebounds | | | | | | | | | | |
|----|---------------------|-------|-------|-----------|----------|-------|-------|-------|-------|----|----|----|----|----|-------------------|
| | | | FG | FGA | FT | FTA | Off | Def | Total | PF | TP | A | TB | St | Min |
| 01 | PEAK, Keira | F | 3-9 | 0-4 | 0-0 | 3 | 1 | 4 | 3 | 6 | 0 | 1 | 0 | 0 | 22 |
| 24 | WILLIAMS, Quistelle | F | 8-18 | 0-3 | 0-0 | 2 | 4 | 6 | 2 | 16 | 1 | 0 | 2 | 3 | 27 |
| 42 | BOWEN, Jhasmin | F | 1-4 | 0-0 | 0-0 | 3 | 1 | 4 | 4 | 2 | 1 | 1 | 0 | 1 | 7 |
| 11 | BERNA, Calli | G | 2-6 | 0-2 | 2-4 | 0 | 3 | 3 | 0 | 6 | 4 | 1 | 0 | 1 | 36 |
| 14 | GATLING, Erin | G | 0-7 | 0-2 | 0-1 | 1 | 1 | 2 | 4 | 0 | 4 | 2 | 0 | 1 | 28 |
| 04 | WATKINS, Sarah | | 4-12 | 0-0 | 2-5 | 3 | 2 | 5 | 3 | 10 | 0 | 2 | 0 | 0 | 24 |
| 12 | WILSON, Dominique | | 3-6 | 0-2 | 2-4 | 0 | 0 | 0 | 8 | 1 | 0 | 0 | 0 | 1 | 18 |
| 21 | ROBINSON, Dominique | | 2-2 | 1-1 | 0-1 | 1 | 2 | 3 | 1 | 5 | 0 | 4 | 0 | 0 | 12 |
| 25 | BAILEY, Joey | | 1-1 | 0-0 | 0-0 | 1 | 1 | 2 | 0 | 0 | 0 | 0 | 1 | 0 | 8 |
| 33 | WOLFF, Melissa | | 1-2 | 0-1 | 1-3 | 1 | 2 | 3 | 0 | 3 | 0 | 0 | 0 | 2 | 18 |
| | Team | | | | | 3 | 3 | 6 | | | | | | | |
| | Totals | | 25-67 | 1-15 | 7-18 | 18 | 20 | 38 | 17 | 58 | 11 | 11 | 3 | 9 | 200 |
| | FG % 1st Half: | 12-36 | 33.3% | 2nd half: | 13-31 | 41.9% | Game: | 25-67 | 37.3% | | | | | | Deadball Rebounds |
| | 3FG % 1st Half: | 1-7 | 14.3% | 2nd half: | 0-8 | 0.0% | Game: | 1-15 | 6.7% | | | | | | |
| | FT % 1st Half: | 4-6 | 66.7% | 2nd half: | 3-12 | 25.0% | Game: | 7-18 | 38.9% | | | | | | |

Vanderbilt 78 • 13-4, 3-1 SEC

| # | Player | Total | | 3-Ptr | | Rebounds | | | PF | TP | A | T | Bk | Stl | Min |
|--|-------------------|-------|-------|-------|-------|----------|-----|-------------|----|----|----|----|----|-----|-----|
| | | FG | FGA | FG | FGA | FT | FTA | Off Def Tot | | | | | | | |
| 34 | CLARKE, Tiffany | f | 7-9 | 0-0 | 1-4 | 1 | 3 | 4 | 3 | 15 | 1 | 6 | 0 | 0 | 22 |
| 05 | SCHRAINF, Kady | g | 2-4 | 1-2 | 2-2 | 1 | 3 | 4 | 2 | 7 | 3 | 0 | 0 | 0 | 34 |
| 11 | FOGGIE, Christina | g | 6-14 | 3-9 | 3-4 | 2 | 3 | 5 | 3 | 18 | 4 | 4 | 0 | 2 | 36 |
| 10 | LISTER, Jasmine | g | 7-13 | 3-5 | 2-2 | 0 | 2 | 2 | 2 | 19 | 6 | 1 | 0 | 1 | 38 |
| 30 | BROWN, Efan | g | 4-7 | 1-3 | 1-1 | 1 | 8 | 9 | 2 | 10 | 4 | 1 | 0 | 0 | 34 |
| 03 | BOWE, Heather | | 1-1 | 0-0 | 3-4 | 0 | 2 | 2 | 4 | 5 | 1 | 0 | 0 | 0 | 14 |
| 15 | JENKINS, Jasmine | | 0-0 | 0-0 | 0-0 | 0 | 0 | 0 | 0 | 0 | 0 | 0 | 0 | 0 | 2 |
| 25 | BATEY, Morgan | | 0-0 | 0-0 | 0-0 | 0 | 3 | 3 | 0 | 0 | 1 | 0 | 0 | 0 | 9 |
| 32 | SMITH, Gabby | | 0-0 | 0-0 | 0-0 | 0 | 0 | 0 | 1 | 0 | 0 | 1 | 0 | 0 | 1 |
| 44 | LONG, Rayte'a | | 0-0 | 0-0 | 2-2 | 0 | 2 | 2 | 2 | 2 | 0 | 1 | 0 | 1 | 6 |
| 55 | WATKINS, Clair | | 1-2 | 0-0 | 0-2 | 0 | 0 | 0 | 0 | 2 | 0 | 0 | 1 | 1 | 4 |
| Team | | | | | | | 1 | 5 | 6 | | | 2 | | | |
| Totals | | | 28-50 | 8-19 | 14-21 | 6 | 31 | 37 | 19 | 70 | 20 | 16 | 1 | 5 | 200 |
| FG % 1st Half: 14-23 60.9% 2nd half: 14-27 51.9% Games: 28-50 56.0% Deadball | | | | | | | | | | | | | | | |
| 3FG % 1st Half: 4-10 40.0% 2nd half: 4-9 44.4% Games: 8-19 42.1% 3 | | | | | | | | | | | | | | | |
| FT % 1st Half: 11-14 78.6% 2nd half: 3-7 42.9% Games: 14-21 66.7% | | | | | | | | | | | | | | | |

BOX SCORES

19 - ARKANSAS 58, MISSOURI 50

JAN. 24, 2013 || MIZZOU ARENA || COLUMBIA, MO.

ARKANSAS 58 • 14-5, 2-4 SEC

| # | Player | Total | | 3-Ptr | | Rebounds | | | PF | TP | A | TO | Bk | Stl | Min |
|----------------|---------------------|--------|--------|--------|--------|----------|-----|----------|-------------|----|-------|----|----------|-----|-----|
| | | FG-FGA | FG-FGA | FT-FTA | FT-FTA | Off | Def | Tot | | | | | | | |
| 01 | PEAK, Keira | f | 2-8 | 0-1 | 0-0 | 4 | 4 | 8 | 2 | 4 | 0 | 3 | 2 | 0 | 26 |
| 24 | WILLIAMS, Quistelle | f | 4-9 | 0-0 | 1-2 | 2 | 1 | 3 | 4 | 9 | 1 | 2 | 2 | 3 | 34 |
| 42 | BOWEN, Jhasmin | f | 1-1 | 0-0 | 0-0 | 0 | 2 | 2 | 0 | 2 | 0 | 2 | 0 | 0 | 4 |
| 11 | BERNA, Calli | g | 3-8 | 2-5 | 4-4 | 0 | 5 | 5 | 1 | 12 | 7 | 0 | 0 | 3 | 40 |
| 12 | WILSON, Dominique | g | 0-0 | 0-0 | 0-0 | 0 | 0 | 0 | 0 | 0 | 1 | 0 | 0 | 0 | 4 |
| 04 | WATKINS, Sarah | g | 4-17 | 0-0 | 0-0 | 3 | 5 | 8 | 3 | 8 | 3 | 1 | 0 | 0 | 28 |
| 14 | GATLING, Erin | g | 7-11 | 6-10 | 3-3 | 0 | 4 | 4 | 1 | 23 | 1 | 3 | 0 | 3 | 36 |
| 21 | ROBINSON, Dominique | g | 0-2 | 0-1 | 0-1 | 0 | 3 | 3 | 0 | 0 | 1 | 1 | 0 | 0 | 14 |
| 33 | WOLFF, Melissa | g | 0-3 | 0-1 | 0-0 | 0 | 0 | 0 | 0 | 0 | 0 | 0 | 0 | 0 | 14 |
| Team | | | | | | 1 | | 2 | | | | | | | |
| Totals | | 21-59 | | 6-18 | | 8-10 | | 10 25 35 | 11 | 58 | 14 | 14 | 5 | 9 | 200 |
| FG % 1st Half | | 10-30 | | 33.3% | | 11-29 | | 37.9% | Game: 21-59 | | 36.6% | | Deadball | | |
| 3FG % 1st Half | | 4-9 | | 44.4% | | 4-9 | | 44.4% | Game: 8-18 | | 44.4% | | Rebounds | | |
| FT % 1st Half | | 0-0 | | 0.0% | | 8-10 | | 80.0% | Game: 8-10 | | 80.0% | | 0.2 | | |

Mizzou 50 • 13-7, 2-4 SEC

| # | Player | Total | | 3-Ptr | | Rebounds | | | PF | TP | A | TO | Bk | Stl | Min |
|----------------|------------------|--------|--------|--------|--------|----------|-----|----------|-------------|----|-------|----|----------|-----|-----|
| | | FG-FGA | FG-FGA | FT-FTA | FT-FTA | Off | Def | Tot | | | | | | | |
| 13 | Kulas, Bri | f | 1-9 | 0-2 | 4-4 | 2 | 4 | 6 | 2 | 6 | 1 | 2 | 1 | 1 | 32 |
| 45 | Smith, Liz | c | 2-8 | 0-0 | 1-2 | 3 | 6 | 9 | 4 | 5 | 2 | 1 | 0 | 1 | 28 |
| 01 | Doty, Lianna | g | 0-3 | 0-1 | 2-2 | 0 | 2 | 2 | 4 | 2 | 1 | 7 | 0 | 1 | 25 |
| 15 | Simmons, Kylee | g | 3-5 | 1-2 | 0-0 | 0 | 1 | 1 | 0 | 7 | 0 | 1 | 0 | 0 | 23 |
| 32 | Priede, Liene | g | 4-9 | 1-3 | 0-0 | 0 | 0 | 0 | 1 | 9 | 1 | 2 | 0 | 0 | 19 |
| 05 | Saunders, Darian | g | 0-1 | 0-0 | 0-0 | 0 | 1 | 1 | 0 | 0 | 0 | 0 | 0 | 0 | 4 |
| 03 | Fowler, Bree | g | 0-0 | 0-0 | 0-0 | 0 | 0 | 0 | 0 | 0 | 0 | 0 | 0 | 0 | 1 |
| 10 | Stock, Maddie | g | 1-3 | 0-2 | 0-0 | 0 | 0 | 0 | 0 | 2 | 0 | 0 | 0 | 0 | 8 |
| 12 | Hudyn, Michelle | g | 0-0 | 0-0 | 0-0 | 0 | 2 | 2 | 0 | 0 | 0 | 0 | 1 | 0 | 4 |
| 21 | Crafton, Sydney | g | 3-7 | 0-1 | 1-1 | 3 | 4 | 7 | 1 | 7 | 1 | 1 | 0 | 1 | 23 |
| 30 | Eye, Morgan | g | 4-11 | 4-9 | 0-0 | 4 | 4 | 8 | 3 | 12 | 2 | 3 | 0 | 1 | 33 |
| Team | | | | | | 2 | | 6 | | | | | | | |
| Totals | | 18-55 | | 6-20 | | 8-9 | | 10 30 40 | 15 | 50 | 18 | 2 | 5 | 200 | |
| FG % 1st Half | | 7-28 | | 25.0% | | 11-27 | | 40.7% | Game: 18-55 | | 32.7% | | Deadball | | |
| 3FG % 1st Half | | 2-10 | | 20.0% | | 4-10 | | 40.0% | Game: 6-20 | | 30.0% | | Rebounds | | |
| FT % 1st Half | | 3-3 | | 100.0% | | 5-6 | | 83.3% | Game: 5-9 | | 88.9% | | 1 | | |

Officials: Technical fouls: ARKANSAS-None; Mizzou-None.
Attendance: 1,804

| Score by periods | 1st | 2nd | Total |
|------------------|-----|-----|-------|
| ARKANSAS | 24 | 34 | 58 |
| Mizzou | 19 | 31 | 50 |

20 - #14/18 SOUTH CAROLINA 43, ARKANSAS 40

JAN. 27, 2013 || BUD WALTON ARENA || FAYETTEVILLE, ARK.

#14/18 SOUTH CAROLINA 43 • 18-3, 6-2 SEC

| # | Player | Total | | 3-Ptr | | Rebounds | | | PF | TP | A | TO | Bk | Stl | Min |
|----------------|--------------------|--------|--------|--------|--------|----------|-----|----------|-------------|----|-------|----|----------|-----|-----|
| | | FG-FGA | FG-FGA | FT-FTA | FT-FTA | Off | Def | Tot | | | | | | | |
| 21 | BRUNER, Ashley | f | 5-12 | 0-1 | 1-6 | 2 | 5 | 7 | 1 | 11 | 0 | 3 | 0 | 5 | 36 |
| 24 | WELCH, Aleighsa | f | 3-5 | 0-0 | 1-1 | 4 | 1 | 5 | 0 | 7 | 2 | 1 | 3 | 0 | 39 |
| 02 | WALKER, Ieasia | g | 2-10 | 2-6 | 1-2 | 0 | 2 | 2 | 1 | 7 | 3 | 2 | 0 | 5 | 33 |
| 20 | WHITE, Sanchez | g | 2-5 | 1-3 | 0-0 | 1 | 1 | 2 | 3 | 5 | 2 | 2 | 2 | 1 | 27 |
| 25 | MITCHELL, Tiffany | g | 3-9 | 0-2 | 2-2 | 1 | 7 | 8 | 2 | 8 | 2 | 5 | 0 | 1 | 36 |
| 05 | SESSIONS, Khadijah | f | 1-3 | 0-0 | 1-2 | 0 | 2 | 2 | 1 | 3 | 0 | 1 | 0 | 0 | 14 |
| 12 | MONTOUT, Wilka | f | 0-1 | 0-1 | 0-0 | 0 | 0 | 0 | 0 | 0 | 0 | 0 | 0 | 0 | 2 |
| 31 | DOZIER, Asia | g | 0-1 | 0-1 | 0-0 | 0 | 1 | 1 | 0 | 0 | 0 | 0 | 0 | 0 | 6 |
| 33 | IBIAM, Elem | g | 1-2 | 0-0 | 0-0 | 1 | 0 | 1 | 2 | 2 | 0 | 1 | 0 | 0 | 7 |
| Team | | | | | | 2 | | 3 | | | | | | | |
| Totals | | 17-48 | | 3-14 | | 6-13 | | 11 20 31 | 10 | 43 | 9 | 16 | 5 | 12 | 200 |
| FG % 1st Half | | 11-26 | | 42.3% | | 6-22 | | 27.3% | Game: 17-48 | | 35.4% | | Deadball | | |
| 3FG % 1st Half | | 3-11 | | 27.3% | | 0-3 | | 0.0% | Game: 3-14 | | 21.4% | | Rebounds | | |
| FT % 1st Half | | 3-6 | | 50.0% | | 3-7 | | 42.9% | Game: 5-13 | | 46.2% | | 4.2 | | |

ARKANSAS 40 • 14-6, 2-5 SEC

| # | Player | Total | | 3-Ptr | | Rebounds | | | PF | TP | A | TO | Bk | Stl | Min |
|----------------|---------------------|--------|--------|--------|--------|----------|-----|----------|-------------|----|-------|----|----------|-----|-----|
| | | FG-FGA | FG-FGA | FT-FTA | FT-FTA | Off | Def | Tot | | | | | | | |
| 01 | PEAK, Keira | f | 1-8 | 0-2 | 0-4 | 2 | 1 | 3 | 1 | 2 | 1 | 4 | 1 | 3 | 33 |
| 24 | WILLIAMS, Quistelle | f | 4-7 | 0-1 | 0-0 | 4 | 6 | 10 | 3 | 8 | 0 | 1 | 0 | 1 | 23 |
| 42 | BOWEN, Jhasmin | f | 6-10 | 0-0 | 1-2 | 1 | 3 | 4 | 4 | 13 | 0 | 1 | 0 | 1 | 33 |
| 11 | BERNA, Calli | g | 2-9 | 1-4 | 2-4 | 3 | 7 | 10 | 0 | 7 | 6 | 5 | 0 | 0 | 40 |
| 12 | WILSON, Dominique | g | 2-6 | 1-3 | 0-0 | 1 | 1 | 2 | 0 | 5 | 0 | 0 | 0 | 1 | 21 |
| 04 | WATKINS, Sarah | g | 0-4 | 0-0 | 0-0 | 2 | 2 | 4 | 0 | 1 | 1 | 1 | 0 | 0 | 20 |
| 14 | GATLING, Erin | g | 1-5 | 1-2 | 2-2 | 1 | 0 | 1 | 1 | 5 | 2 | 1 | 0 | 2 | 23 |
| 21 | ROBINSON, Dominique | g | 0-0 | 0-0 | 0-0 | 0 | 0 | 0 | 0 | 1 | 0 | 2 | 0 | 0 | 3 |
| 25 | BAILEY, Joey | g | 0-1 | 0-0 | 0-0 | 0 | 0 | 0 | 0 | 0 | 0 | 0 | 0 | 0 | 3 |
| 33 | WOLFF, Melissa | g | 0-0 | 0-0 | 0-0 | 0 | 1 | 1 | 0 | 0 | 0 | 0 | 0 | 0 | 1 |
| Team | | | | | | 1 | | 2 | | | | | | | |
| Totals | | 16-50 | | 3-12 | | 5-12 | | 15 23 38 | 14 | 40 | 10 | 17 | 1 | 8 | 200 |
| FG % 1st Half | | 10-22 | | 45.5% | | 6-28 | | 21.4% | Game: 16-50 | | 32.0% | | Deadball | | |
| 3FG % 1st Half | | 1-3 | | 33.3% | | 2-9 | | 22.2% | Game: 3-12 | | 25.0% | | Rebounds | | |
| FT % 1st Half | | 1-4 | | 25.0% | | 4-8 | | 50.0% | Game: 5-12 | | 41.7% | | 4 | | |

Officials: Mark Zentz, Gina Cross, Kevin Pettiball
Technical fouls: #14/18 SOUTH CAROLINA-None; ARKANSAS-None.
Attendance: 2321
Estimated Actual Attendance: 1,804

| Score by periods | 1st | 2nd | Total |
|-----------------------|-----|-----|-------|
| #14/18 SOUTH CAROLINA | 28 | 15 | 43 |
| ARKANSAS | 22 | 18 | 40 |

21 - ARKANSAS 77, OLE MISS 66

JAN. 31, 2013 || TAD SMITH COLISEUM || OXFORD, MISS.

ARKANSAS 77 • 15-6 (3-5 SEC)

| ARKANSAS 77 - 196 (2-3 SEC) | | | | | | | | | | | | | | | | |
|-----------------------------|---------------------|--------|--------|-----------------|-----|----------|-----|-------------|----|-------|---|----|----|-------------------|-----|--|
| # | Player | Total | | 3-Ptr | | Rebounds | | | PF | TP | A | TO | Bk | Stl | Min | |
| | | FG-FGA | FG-FGA | FT-FTA | Off | Def | Tot | | | | | | | | | |
| 01 | PEAK, Keira | f | 5-12 | 0-0 | 2-5 | 4 | 3 | 7 | 3 | 12 | 4 | 1 | 0 | 1 | 29 | |
| 24 | WILLIAMS, Quistelle | f | 5-8 | 0-0 | 2-2 | 2 | 4 | 6 | 2 | 12 | 1 | 0 | 1 | 0 | 20 | |
| 42 | BOWEN, Jhasmin | f | 6-11 | 0-0 | 2-3 | 1 | 3 | 4 | 3 | 14 | 0 | 4 | 0 | 1 | 25 | |
| 11 | BERNA, Calli | g | 1-7 | 1-4 | 0-1 | 0 | 6 | 6 | 1 | 3 | 8 | 0 | 1 | 0 | 40 | |
| 12 | WILSON, Dominique | g | 1-6 | 0-0 | 0-2 | 0 | 2 | 2 | 2 | 3 | 1 | 1 | 2 | 0 | 26 | |
| 04 | WATKINS, Sarah | g | 11-15 | 0-1 | 6-7 | 2 | 3 | 5 | 3 | 26 | 0 | 1 | 1 | 0 | 34 | |
| 14 | GATLING, Erin | g | 2-5 | 0-1 | 2-2 | 0 | 3 | 3 | 4 | 6 | 1 | 1 | 0 | 1 | 19 | |
| 21 | ROBINSON, Dominique | g | 0-0 | 0-0 | 0-0 | 0 | 1 | 1 | 0 | 0 | 2 | 1 | 0 | 0 | 5 | |
| 33 | WOLFF, Melissa | g | 0-0 | 0-0 | 0-0 | 1 | 0 | 1 | 0 | 0 | 0 | 1 | 0 | 0 | 2 | |
| Team | | | | | | 3 | | | 6 | | | | | | | |
| Totals | | 31-64 | | 1-6 | | 14-22 | | 13 | | 31 | | 48 | | 77 | | |
| FG % 1st Half: 15-34 | | 44.1% | | 2nd half: 16-30 | | 53.0% | | Game: 31-64 | | 48.4% | | | | Deadball Ratio: 4 | | |
| 3FG % 1st Half: 1-3 | | 33.3% | | 2nd half: 0-3 | | 0.0% | | Game: 1-4 | | 16.7% | | | | | | |
| FT % 1st Half: 7-13 | | 53.8% | | 2nd half: 7-10 | | 70.0% | | Game: 14-22 | | 63.6% | | | | | | |

BOX SCORES

23 - NO. 10/8 KENTUCKY 80, ARKANSAS 74 (OT)
FEB. 7, 2013 || BUD WALTON ARENA || FAYETTEVILLE, ARK.

#8/10 KENTUCKY 80 • 20-3, 8-2(SEC)

| # | Player | Total | | 3-Ptr | | Rebounds | | PF | TP | A | TO | Bk | Stl | Min |
|--------|---------------------|--------|--------|--------|--------|----------|-----|----|----|----|----|----|-----|-----|
| | | FG-FGA | FG-FGA | FT-FTA | FT-FTA | Off | Def | | | | | | | |
| 23 | Walker, Samarie | f | 6-9 | 0-0 | 4-4 | 1 | 5 | 6 | 4 | 16 | 0 | 1 | 2 | 29 |
| 11 | Stallworth, DeNesha | c | 4-8 | 1-2 | 3-4 | 2 | 3 | 5 | 3 | 12 | 2 | 4 | 1 | 24 |
| 00 | O'Neil, Jennifer | g | 0-2 | 0-1 | 0-0 | 1 | 0 | 1 | 3 | 0 | 3 | 3 | 0 | 16 |
| 01 | Mathies, Adia | g | 6-17 | 1-4 | 2-4 | 4 | 5 | 9 | 4 | 15 | 5 | 4 | 1 | 43 |
| 3 | Evans, Kestine | g | 2-4 | 2-3 | 0-0 | 2 | 3 | 5 | 0 | 6 | 1 | 2 | 0 | 40 |
| 10 | Pinkett, Bernisha | f | 1-2 | 1-1 | 5-6 | 0 | 2 | 2 | 1 | 8 | 0 | 0 | 1 | 12 |
| 13 | Goss, Gina | f | 4-8 | 0-1 | 8-10 | 2 | 1 | 3 | 2 | 17 | 0 | 1 | 0 | 25 |
| 40 | Henderson, Britany | f | 1-3 | 0-0 | 0-3 | 0 | 1 | 1 | 1 | 2 | 0 | 0 | 2 | 21 |
| 50 | Bishop, Azia | f | 2-7 | 0-0 | 0-0 | 1 | 0 | 1 | 1 | 4 | 1 | 0 | 2 | 15 |
| Team | | | | | | 2 | 4 | 6 | | | | | | |
| Totals | | | 26-60 | 5-12 | 23-31 | 15 | 24 | 39 | 19 | 80 | 12 | 17 | 7 | 225 |

FG % 1st Half: 10-26 38.5% 2nd Half: 13-29 44.8% OT: 3-5 60.0% Game: 26-60 43.3% Deadball Rebounds: 4.1
3FG % 1st Half: 4-7 57.1% 2nd Half: 1-5 20.0% OT: 0-0 0.0% Game: 5-12 41.7%
FT % 1st Half: 4-8 50.0% 2nd Half: 9-10 90.0% OT: 10-13 76.9% Game: 23-31 74.2%

ARKANSAS 74 • 15-8, 3-7(SEC)

| # | Player | Total | | 3-Ptr | | Rebounds | | PF | TP | A | TO | Bk | Stl | Min |
|--------|---------------------|--------|--------|--------|--------|----------|-----|----|----|----|----|----|-----|-----|
| | | FG-FGA | FG-FGA | FT-FTA | FT-FTA | Off | Def | | | | | | | |
| 01 | PEAK, Keira | f | 2-12 | 0-2 | 0-0 | 2 | 1 | 3 | 5 | 4 | 3 | 2 | 0 | 41 |
| 24 | WILLIAMS, Quistelle | f | 6-14 | 2-5 | 4-6 | 2 | 6 | 8 | 3 | 18 | 2 | 4 | 2 | 42 |
| 42 | BOWEN, Jhasmin | f | 3-5 | 0-0 | 0-0 | 2 | 2 | 4 | 2 | 6 | 0 | 0 | 0 | 20 |
| 11 | BERNA, Calli | g | 0-2 | 0-1 | 1-3 | 0 | 6 | 6 | 3 | 11 | 6 | 1 | 1 | 45 |
| 12 | WILSON, Dominique | g | 6-14 | 1-4 | 4-5 | 0 | 1 | 5 | 17 | 1 | 2 | 0 | 1 | 41 |
| 04 | WATKINS, Sarah | f | 9-15 | 2-3 | 5-8 | 0 | 2 | 3 | 25 | 2 | 2 | 5 | 0 | 28 |
| 14 | GATLING, Erin | f | 1-2 | 1-1 | 0-0 | 1 | 1 | 2 | 0 | 3 | 1 | 1 | 0 | 1 |
| 33 | WOLFF, Melissa | f | 0-0 | 0-0 | 0-0 | 0 | 0 | 0 | 0 | 0 | 0 | 0 | 0 | 0 |
| Team | | | | | | 8 | 2 | 10 | | | | | | |
| Totals | | | 27-64 | 6-16 | 14-22 | 15 | 21 | 36 | 21 | 74 | 20 | 18 | 8 | 225 |

FG % 1st Half: 13-27 48.1% 2nd Half: 10-26 38.5% OT: 4-11 36.4% Game: 27-64 42.2% Deadball Rebounds: 5.2
3FG % 1st Half: 2-5 40.0% 2nd Half: 2-5 40.0% OT: 2-6 33.3% Game: 6-16 37.5%
FT % 1st Half: 5-9 55.6% 2nd Half: 9-13 69.2% OT: 0-0 0.0% Game: 14-22 63.6%

Officials: Dee Kantner, Scott Yarbrough, Rob Fessler
Technical fouls: #8/10 KENTUCKY-Pinkett, Bernisha. ARKANSAS-None.
Attendance: 1925
Estimated Actual Attendance: 1,513
Fouled Out: Arkansas #12, Wilson (2:19 OT); #1, Peak (0:03.9 OT)

| Score by periods | 1st | 2nd | OT | Total |
|------------------|-----|-----|----|-------|
| #8/10 KENTUCKY | 28 | 36 | 16 | 80 |
| ARKANSAS | 33 | 31 | 10 | 74 |

24 - ARKANSAS 91, ALABAMA 80 (3OT)
FEB. 10, 2013 || FOSTER AUDITORIUM || TUSCALOOSA, ALA.

ARKANSAS 91 • 16-8 (4-7 SEC)

| # | Player | Total | | 3-Ptr | | Rebounds | | PF | TP | A | TO | Bk | Stl | Min |
|--------|---------------------|--------|--------|--------|--------|----------|-----|----|----|----|----|----|-----|-----|
| | | FG-FGA | FG-FGA | FT-FTA | FT-FTA | Off | Def | | | | | | | |
| 01 | PEAK, Keira | * | 1-6 | 0-1 | 1-3 | 2 | 4 | 6 | 2 | 3 | 1 | 4 | 0 | 30 |
| 11 | BERNA, Calli | * | 4-9 | 2-6 | 2-6 | 0 | 5 | 5 | 3 | 12 | 11 | 5 | 0 | 33 |
| 12 | WILSON, Dominique | * | 5-14 | 1-5 | 8-8 | 1 | 4 | 5 | 3 | 19 | 1 | 3 | 0 | 39 |
| 24 | WILLIAMS, Quistelle | * | 5-12 | 2-4 | 0-1 | 5 | 6 | 11 | 3 | 12 | 4 | 2 | 0 | 35 |
| 42 | BOWEN, Jhasmin | * | 8-15 | 0-0 | 3-4 | 1 | 7 | 8 | 5 | 19 | 0 | 4 | 0 | 38 |
| 04 | WATKINS, Sarah | * | 2-5 | 0-0 | 0-0 | 0 | 2 | 2 | 5 | 4 | 1 | 3 | 1 | 17 |
| 14 | GATLING, Erin | * | 4-11 | 2-6 | 3-4 | 1 | 3 | 4 | 3 | 13 | 2 | 1 | 1 | 30 |
| 25 | BAILEY, Joey | * | 0-0 | 0-0 | 0-0 | 0 | 0 | 0 | 0 | 0 | 0 | 0 | 0 | 4 |
| 33 | WOLFF, Melissa | * | 3-4 | 0-0 | 3-3 | 1 | 5 | 6 | 2 | 9 | 0 | 1 | 2 | 29 |
| Team | | | | | | 3 | 2 | 5 | | | | | | |
| Totals | | | 32-79 | 7-22 | 20-29 | 14 | 38 | 52 | 26 | 91 | 20 | 23 | 4 | 275 |

FG % 1st Half: 12-26 46.2% 2nd Half: 13-33 39.4% OT: 7-20 35.0% Game: 32-79 40.5% Deadball Rebounds: 4
3FG % 1st Half: 2-5 40.0% 2nd Half: 2-8 22.2% OT: 3-8 37.5% Game: 7-22 31.8%
FT % 1st Half: 2-5 40.0% 2nd Half: 2-3 66.7% OT: 16-21 76.2% Game: 20-29 69.0%

Alabama 80 • 12-12 (2-9 SEC)

| # | Player | Total | | 3-Ptr | | Rebounds | | PF | TP | A | TO | Bk | Stl | Min |
|--------|-------------------|--------|--------|--------|--------|----------|-----|----|----|----|----|----|-----|-----|
| | | FG-FGA | FG-FGA | FT-FTA | FT-FTA | Off | Def | | | | | | | |
| 03 | Robinson, Jasmine | * | 4-10 | 2-4 | 4-8 | 0 | 4 | 4 | 5 | 14 | 1 | 0 | 0 | 33 |
| 10 | Perkins, Meghan | * | 0-4 | 0-1 | 4-6 | 3 | 6 | 9 | 5 | 4 | 4 | 3 | 2 | 33 |
| 12 | Myers, Shafontaye | * | 4-8 | 3-7 | 0-0 | 0 | 4 | 4 | 3 | 11 | 0 | 1 | 0 | 44 |
| 13 | Hegstetter, Nikki | * | 2-8 | 0-0 | 0-0 | 1 | 2 | 3 | 1 | 4 | 0 | 6 | 0 | 19 |
| 32 | Mitcham, Alicia | * | 1-7 | 0-1 | 2-2 | 5 | 5 | 10 | 1 | 4 | 2 | 4 | 1 | 33 |
| 00 | Simmons, Daisha | * | 8-16 | 1-1 | 4-7 | 4 | 5 | 9 | 4 | 21 | 5 | 6 | 0 | 38 |
| 11 | Merritt, Jessica | * | 0-4 | 0-1 | 0-0 | 0 | 3 | 3 | 1 | 0 | 2 | 0 | 0 | 13 |
| 25 | Hutchen, Briana | * | 0-0 | 0-0 | 2-2 | 0 | 2 | 2 | 1 | 2 | 0 | 2 | 0 | 13 |
| 30 | Jack, Britany | * | 0-5 | 0-3 | 1-2 | 0 | 0 | 0 | 1 | 1 | 0 | 0 | 0 | 16 |
| 40 | Horn, Kaneisha | * | 9-17 | 0-2 | 1-2 | 2 | 4 | 6 | 5 | 19 | 1 | 3 | 1 | 31 |
| Team | | | | | | 2 | 3 | 5 | | | | | | |
| Totals | | | 28-79 | 6-20 | 18-29 | 17 | 38 | 55 | 27 | 80 | 15 | 25 | 4 | 275 |

FG % 1st Half: 11-29 37.9% 2nd Half: 9-27 33.3% OT: 8-23 34.8% Game: 28-79 35.4% Deadball Rebounds: 7
3FG % 1st Half: 2-8 25.0% 2nd Half: 3-9 33.3% OT: 1-3 33.3% Game: 6-20 30.0%
FT % 1st Half: 7-10 70.0% 2nd Half: 6-12 50.0% OT: 5-7 71.4% Game: 18-29 62.1%

Officials: Felicia Ginter, Joe Cunningham, Jennifer Rezac
Technical fouls: ARKANSAS-None. Alabama-None.
Attendance: 1311

| Score by periods | 1st | 2nd | OT | OT2 | OT3 | Total |
|------------------|-----|-----|----|-----|-----|-------|
| ARKANSAS | 28 | 30 | 10 | 8 | 15 | 91 |
| Alabama | 31 | 27 | 10 | 8 | 4 | 80 |

25 - ARKANSAS 61, MISSOURI 40
FEB. 17, 2013 || BUD WALTON ARENA || FAYETTEVILLE, ARK.

Missouri 40 • 15-11, 4-8 SEC

| # | Player | Total | | 3-Ptr | | Rebounds | | PF | TP | A | TO | Bk | Stl | Min |
|--------|------------------|--------|--------|--------|--------|----------|-----|----|----|----|----|----|-----|-----|
| | | FG-FGA | FG-FGA | FT-FTA | FT-FTA | Off | Def | | | | | | | |
| 13 | Kulas, Bri | f | 4-9 | 1-3 | 4-5 | 0 | 3 | 3 | 4 | 13 | 0 | 2 | 0 | 22 |
| 45 | Smith, Liz | c | 3-6 | 0-0 | 0-0 | 2 | 4 | 6 | 2 | 6 | 0 | 1 | 0 | 19 |
| 15 | Simmons, Kylee | g | 1-3 | 0-2 | 2-2 | 0 | 1 | 1 | 3 | 4 | 1 | 4 | 1 | 27 |
| 21 | Crafton, Sydney | g | 2-10 | 0-1 | 4-6 | 3 | 3 | 6 | 4 | 8 | 5 | 2 | 0 | 36 |
| 30 | Eye, Morgan | g | 1-3 | 1-3 | 0-0 | 0 | 6 | 6 | 3 | 3 | 0 | 1 | 0 | 35 |
| 00 | Saunders, Darian | f | 2-4 | 0-0 | 0-0 | 2 | 1 | 3 | 2 | 4 | 0 | 2 | 1 | 7 |
| 01 | Doty, Lianna | f | 0-3 | 0-2 | 0-0 | 0 | 0 | 0 | 4 | 0 | 5 | 0 | 1 | 19 |
| 02 | Stock, Morgan | f | 0-1 | 0-0 | 0-0 | 0 | 0 | 0 | 0 | 0 | 0 | 0 | 0 | 2 |
| 03 | Fowler, Bree | f | 0-0 | 0-0 | 0-0 | 0 | 0 | 0 | 1 | 0 | 0 | 0 | 0 | 1 |
| 10 | Stock, Maddie | f | 0-4 | 0-4 | 0-0 | 0 | 1 | 1 | 0 | 0 | 0 | 0 | 0 | 8 |
| 12 | Hudyn, Michelle | f | 1-3 | 0-0 | 0-1 | 0 | 1 | 1 | 1 | 2 | 0 | 0 | 1 | 12 |
| 32 | Priede, Liene | f | 0-4 | 0-1 | 0-0 | 2 | 2 | 4 | 1 | 0 | 0 | 1 | 0 | 11 |
| Team | | | | | | 1 | 0 | 1 | | | | | | |
| Totals | | | 14-50 | 2-16 | 10-14 | 10 | 22 | 32 | 25 | 40 | 6 | 20 | 2 | 200 |

FG % 1st Half: 5-27 18.5% 2nd Half: 9-23 39.1% Game: 14-50 28.0% Deadball Rebounds: 2.1
3FG % 1st Half: 1-10 10.0% 2nd Half: 1-6 16.7% Game: 2-15 12.5%
FT % 1st Half: 0-0 0.0% 2nd Half: 10-14 71.4% Game: 10-14 71.4%

ARKANSAS 61 • 17-8, 5-7 SEC

| # | Player | Total | | 3-Ptr | | Rebounds | | PF | TP | A | TO | Bk | Stl | Min |
|--------|---------------------|--------|--------|--------|--------|----------|-----|----|----|----|----|----|-----|-----|
| | | FG-FGA | FG-FGA | FT-FTA | FT-FTA | Off | Def | | | | | | | |
| 01 | PEAK, Keira | f | 2-5 | 0-0 | 0-4 | 4 | 1 | 5 | 0 | 4 | 0 | 1 | 0 | 20 |
| 24 | WILLIAMS, Quistelle | f | 0-4 | 0-1 | 0-0 | 0 | 4 | 4 | 0 | 1 | 2 | 0 | 0 | 15 |
| 42 | BOWEN, Jhasmin | f | 4-7 | 0-0 | 0-0 | 0 | 1 | 1 | 1 | 8 | 1 | 1 | 0 | 19 |
| 11 | BERNA, Calli | g | 2-6 | 1-3 | 4-4 | 0 | 9 | 9 | 1 | 9 | 2 | 3 | 0 | 38 |
| 12 | WILSON, Dominique | g | 5-7 | 3-3 | 5-6 | 1 | 3 | 4 | 1 | 18 | 1 | 4 | 0 | 39 |
| 04 | WATKINS, Sarah | f | 3-7 | 0-0 | 6-12 | 1 | 3 | 4 | 5 | 12 | 0 | 3 | 0 | 29 |
| 14 | GATLING, Erin | f | 1-6 | 1-4 | 6-6 | 1 | 2 | 3 | 1 | 9 | 3 | 1 | 0 | 23 |
| 25 | BAILEY, Joey | f | 0-0 | 0-0 | 0-0 | 0 | 0 | 0 | 1 | 0 | 1 | 0 | 0 | 5 |
| 33 | WOLFF, Melissa | f | 0-3 | 0-0 | 1-2 | 2 | 2 | 4 | 1 | 2 | 1 | 3 | 0 | 22 |
| Team | | | | | | 2 | 3 | 5 | | | | | | |
| Totals | | | 17-45 | 5-11 | 22-34 | 11 | 28 | 39 | 15 | 61 | 11 | 16 | 3 | 200 |

FG % 1st Half:

BOX SCORES

27 - NO. 11/10 TENNESSEE 60, ARKANSAS 54

FEB. 24, 2013 || BUD WALTON ARENA || FAYETTEVILLE, ARK.

#11/10 TENNESSEE 60 • 22-5, 13-1 SEC

| # | Player | Total | | 3-Ptr | Rebounds | | PF | TP | A | TO | Bk | Stl | Min |
|--------|--------------------|--------|--------|-------|----------|----------|----|----|---|----|----|-----|-----|
| | | FG-FGA | FT-FTA | | Off | Def | | | | | | | |
| 11 | Burdick, Cierra | f | 2-6 | 0-0 | 1-1 | 1 4 5 | 1 | 5 | 0 | 2 | 1 | 0 | 27 |
| 12 | Graves, Bashara | f | 2-7 | 0-0 | 7-9 | 2 7 9 | 1 | 11 | 0 | 1 | 0 | 3 | 34 |
| 05 | Massengale, Ariel | g | 3-10 | 0-3 | 2-2 | 0 2 2 | 2 | 8 | 4 | 3 | 0 | 1 | 35 |
| 10 | Simmons, Meghan | g | 6-17 | 3-7 | 3-4 | 3 4 7 | 2 | 18 | 2 | 2 | 1 | 0 | 39 |
| 13 | Spars, Taber | g | 4-8 | 2-5 | 4-4 | 2 3 5 | 0 | 14 | 2 | 3 | 0 | 0 | 36 |
| 02 | Jones, Jasmine | g | 2-5 | 0-0 | 0-2 | 2 2 4 | 3 | 4 | 0 | 2 | 1 | 0 | 18 |
| 04 | Williams, Kamiko | g | 0-2 | 0-0 | 0-0 | 0 2 2 | 1 | 0 | 0 | 1 | 0 | 1 | 8 |
| 20 | Harrison, Isabelle | g | 0-1 | 0-0 | 0-0 | 0 2 2 | 1 | 0 | 1 | 2 | 0 | 0 | 3 |
| Team | | | | | 5 | 5 10 | | | | | | | |
| Totals | | | 19-56 | 5-15 | 17-22 | 15 31 46 | 11 | 60 | 9 | 16 | 3 | 5 | 200 |

FG % 1st Half: 7-26 26.9% 2nd half: 12-30 40.0% Game: 19-56 33.9% Deadball Rebounds: 4.1
3FG % 1st Half: 2-9 22.2% 2nd half: 3-8 37.5% Game: 5-15 33.3%
FT % 1st Half: 3-3 100.0% 2nd half: 14-19 73.7% Game: 17-22 77.3%

ARKANSAS 54 • 17-10, 5-9 SEC

| # | Player | Total | | 3-Ptr | Rebounds | | PF | TP | A | TO | Bk | Stl | Min |
|--------|---------------------|--------|--------|-------|----------|----------|----|----|----|----|----|-----|-----|
| | | FG-FGA | FT-FTA | | Off | Def | | | | | | | |
| 01 | PEAK, Keira | f | 4-10 | 0-1 | 1-2 | 1 3 4 | 5 | 9 | 2 | 0 | 1 | 3 | 31 |
| 24 | WILLIAMS, Quistelle | f | 6-19 | 2-4 | 1-2 | 3 5 8 | 2 | 15 | 1 | 3 | 2 | 3 | 35 |
| 02 | BOWEN, Jhasmin | f | 4-6 | 0-0 | 0-0 | 0 1 1 | 2 | 8 | 0 | 1 | 0 | 0 | 18 |
| 11 | BERNA, Calli | g | 3-4 | 2-2 | 0-0 | 0 7 7 | 4 | 8 | 9 | 2 | 1 | 1 | 40 |
| 12 | WILSON, Dominique | g | 0-7 | 0-2 | 0-0 | 0 1 1 | 1 | 0 | 1 | 0 | 0 | 0 | 19 |
| 04 | WATKINS, Sarah | g | 4-9 | 0-0 | 0-0 | 1 0 1 | 1 | 8 | 3 | 4 | 3 | 0 | 28 |
| 14 | GATLING, Erin | g | 3-10 | 0-1 | 0-0 | 1 3 4 | 3 | 6 | 2 | 0 | 0 | 2 | 29 |
| Team | | | | | 5 | 2 7 | | | | | | | |
| Totals | | | 24-65 | 4-10 | 2-4 | 11 22 33 | 18 | 54 | 18 | 10 | 7 | 9 | 200 |

FG % 1st Half: 13-34 38.2% 2nd half: 11-31 35.5% Game: 24-65 36.9% Deadball Rebounds: 0.1
3FG % 1st Half: 2-4 50.0% 2nd half: 2-6 33.3% Game: 4-10 40.0%
FT % 1st Half: 0-0 0.0% 2nd half: 2-4 50.0% Game: 2-4 50.0%

Officials: Bryan Entefine, Kelly Johnson, Bonita Spence
Technical fouls: #11/10 TENNESSEE-None ARKANSAS-None
Attendance: 3050
Estimated Actual Attendance: 2,758
Fouled out: Arkansas #1, Peak (2-15-4)

| Score by periods | 1st | 2nd | Total |
|------------------|-----|-----|-------|
| #11/10 TENNESSEE | 19 | 41 | 60 |
| ARKANSAS | 28 | 26 | 54 |

28 - FLORIDA 69, ARKANSAS 58

FEB. 28, 2013 || O'CONNELL CENTER || GAINESVILLE, FLA.

ARKANSAS 58 • 17-11, 5-10 SEC

| # | Player | Total | | 3-Ptr | Rebounds | | PF | TP | A | TO | Bk | Stl | Min |
|--------|---------------------|--------|--------|-------|----------|----------|----|----|---|----|----|-----|-----|
| | | FG-FGA | FT-FTA | | Off | Def | | | | | | | |
| 01 | PEAK, Keira | f | 3-8 | 1-3 | 3-4 | 3 1 4 | 2 | 10 | 0 | 2 | 0 | 1 | 25 |
| 24 | WILLIAMS, Quistelle | f | 2-7 | 1-1 | 0-0 | 1 6 7 | 0 | 5 | 0 | 0 | 1 | 1 | 22 |
| 02 | BOWEN, Jhasmin | f | 0-1 | 0-0 | 3-4 | 2 0 2 | 2 | 3 | 0 | 2 | 0 | 0 | 14 |
| 11 | BERNA, Calli | g | 1-3 | 1-2 | 3-4 | 1 1 2 | 2 | 6 | 3 | 5 | 0 | 1 | 37 |
| 12 | WILSON, Dominique | g | 1-10 | 1-4 | 0-0 | 0 2 2 | 1 | 3 | 1 | 2 | 0 | 0 | 26 |
| 04 | WATKINS, Sarah | g | 5-13 | 0-0 | 6-9 | 2 4 6 | 2 | 16 | 0 | 1 | 3 | 3 | 29 |
| 14 | GATLING, Erin | g | 4-9 | 1-4 | 2-3 | 0 1 1 | 4 | 11 | 2 | 0 | 0 | 1 | 24 |
| 33 | WOLFF, Melissa | g | 2-7 | 0-0 | 0-0 | 6 3 9 | 1 | 4 | 1 | 3 | 0 | 1 | 23 |
| Team | | | | | 5 | 2 7 | | | | | | | |
| Totals | | | 18-58 | 5-14 | 17-24 | 20 20 40 | 14 | 58 | 7 | 16 | 4 | 8 | 200 |

FG % 1st Half: 7-27 25.9% 2nd half: 11-31 35.5% Game: 18-58 31.0% Deadball Rebounds: 3
3FG % 1st Half: 5-8 62.5% 2nd half: 0-8 0.0% Game: 5-14 35.7%
FT % 1st Half: 5-6 83.3% 2nd half: 12-18 66.7% Game: 17-24 70.8%

Florida 69 • 17-12, 6-9 SEC

| # | Player | Total | | 3-Ptr | Rebounds | | PF | TP | A | TO | Bk | Stl | Min |
|--------|------------------|--------|--------|-------|----------|----------|----|----|----|----|----|-----|-----|
| | | FG-FGA | FT-FTA | | Off | Def | | | | | | | |
| 25 | Mercer, Christin | f | 0-1 | 0-0 | 0-2 | 1 0 1 | 1 | 0 | 0 | 2 | 0 | 1 | 18 |
| 31 | Svette, Lily | f | 2-2 | 1-1 | 0-0 | 1 1 2 | 5 | 5 | 0 | 1 | 0 | 0 | 19 |
| 02 | George, Jennifer | f | 6-9 | 0-0 | 1-2 | 2 9 11 | 4 | 13 | 3 | 3 | 2 | 3 | 30 |
| 10 | Bonds, Jaterria | g | 7-12 | 1-2 | 3-3 | 0 1 1 | 0 | 18 | 3 | 1 | 0 | 1 | 37 |
| 40 | Moss, Sydney | g | 6-15 | 0-0 | 2-3 | 2 5 7 | 2 | 14 | 6 | 2 | 1 | 1 | 29 |
| 03 | Miller, January | g | 2-5 | 1-2 | 0-0 | 0 0 0 | 4 | 5 | 1 | 2 | 0 | 0 | 17 |
| 04 | Needles, Carlie | g | 1-4 | 1-3 | 0-0 | 0 1 1 | 1 | 3 | 0 | 3 | 0 | 0 | 18 |
| 22 | Lewis, Kayla | g | 5-10 | 0-1 | 1-2 | 2 6 8 | 1 | 11 | 0 | 2 | 2 | 0 | 26 |
| 34 | McIntyre, Vicky | g | 0-0 | 0-0 | 0-0 | 0 0 0 | 1 | 0 | 0 | 0 | 0 | 0 | 6 |
| Team | | | | | 4 | 1 5 | | | | | | | |
| Totals | | | 29-58 | 4-9 | 7-12 | 12 24 36 | 19 | 69 | 13 | 16 | 6 | 5 | 200 |

FG % 1st Half: 14-28 50.0% 2nd half: 15-30 50.0% Game: 29-58 50.0% Deadball Rebounds: 2
3FG % 1st Half: 1-3 33.3% 2nd half: 3-6 50.0% Game: 4-9 44.4%
FT % 1st Half: 4-5 80.0% 2nd half: 3-7 42.9% Game: 7-12 58.3%

Officials: Felicia Ginter, Bill Laranee, Metta Roberts
Technical fouls: ARKANSAS-None Florida-None
Attendance: 1159
UF#31 L. Svetle fouls out at 6:04(2)

| Score by periods | 1st | 2nd | Total |
|------------------|-----|-----|-------|
| ARKANSAS | 24 | 34 | 58 |
| Florida | 33 | 36 | 69 |

29 - ARKANSAS 93, OLE MISS 52

MARCH 3, 2013 || BUD WALTON ARENA || FAYETTEVILLE, ARK.

Ole Miss 52 • 9-20, 2-14 SEC

| # | Player | Total | | 3-Ptr | Rebounds | | PF | TP | A | TO | Bk | Stl | Min |
|--------|---------------------|--------|--------|-------|----------|----------|----|----|---|----|----|-----|-----|
| | | FG-FGA | FT-FTA | | Off | Def | | | | | | | |
| 22 | McCray, Danielle | f | 2-9 | 0-1 | 3-6 | 1 2 3 | 1 | 7 | 3 | 1 | 0 | 1 | 28 |
| 25 | Masbra, Courtney | f | 1-10 | 1-2 | 1-2 | 1 2 3 | 2 | 4 | 0 | 2 | 0 | 2 | 23 |
| 03 | McFarland, Valencia | g | 6-13 | 2-4 | 2-4 | 0 6 6 | 0 | 16 | 5 | 2 | 1 | 2 | 34 |
| 10 | Moore, Diana | g | 2-6 | 1-4 | 0-0 | 2 1 3 | 1 | 5 | 1 | 4 | 0 | 1 | 26 |
| 12 | Frizzell, Gracie | g | 3-4 | 2-3 | 0-0 | 0 1 1 | 1 | 8 | 0 | 0 | 0 | 0 | 19 |
| 11 | Jenkins, Kenyotta | g | 0-2 | 0-0 | 0-0 | 1 0 1 | 3 | 0 | 0 | 3 | 0 | 1 | 12 |
| 14 | McFerrin, Maggie | g | 1-3 | 1-3 | 0-0 | 0 0 0 | 1 | 3 | 0 | 0 | 0 | 0 | 11 |
| 20 | Singletary, Amber | g | 0-0 | 0-0 | 0-0 | 0 0 0 | 0 | 0 | 0 | 2 | 0 | 0 | 10 |
| 30 | Faleru, Tia | g | 1-8 | 0-3 | 0-0 | 0 1 1 | 4 | 2 | 0 | 0 | 0 | 0 | 20 |
| 42 | Jackson, Monique | g | 3-7 | 1-1 | 0-0 | 3 1 4 | 0 | 7 | 0 | 0 | 1 | 0 | 17 |
| Team | | | | | 3 | 1 4 | | | | | | | |
| Totals | | | 19-62 | 8-21 | 6-12 | 11 15 26 | 13 | 52 | 9 | 14 | 2 | 7 | 200 |

FG % 1st Half: 12-29 41.4% 2nd half: 7-33 21.2% Game: 19-62 30.6% Deadball Rebounds: 4.1
3FG % 1st Half: 4-12 33.3% 2nd half: 4-9 44.4% Game: 8-21 38.1%
FT % 1st Half: 2-4 50.0% 2nd half: 4-8 50.0% Game: 6-12 50.0%

ARKANSAS 93 • 18-11, 6-10 SEC

| # | Player | Total | | 3-Ptr | Rebounds | | PF | TP | A | TO | Bk | Stl | Min |
|--------|---------------------|--------|--------|-------|----------|---------|----|----|----|----|----|-----|-----|
| | | FG-FGA | FT-FTA | | Off | Def | | | | | | | |
| 01 | PEAK, Keira | f | 2-6 | 0-1 | 1-1 | 1 5 6 | 2 | 5 | 1 | 3 | 0 | 2 | 21 |
| 04 | WATKINS, Sarah | f | 7-8 | 1-2 | 7-8 | 2 1 3 | 2 | 22 | 1 | 0 | 3 | 0 | 22 |
| 24 | WILLIAMS, Quistelle | f | 7-12 | 2-4 | 0-0 | 2 4 6 | 3 | 16 | 3 | 3 | 0 | 1 | 25 |
| 11 | BERNA, Calli | g | 3-5 | 2-3 | 0-0 | 0 6 6 | 0 | 8 | 9 | 2 | 0 | 1 | 28 |
| 14 | GATLING, Erin | g | 5-8 | 3-6 | 0-0 | 1 1 2 | 2 | 13 | 3 | 3 | 0 | 1 | 32 |
| 12 | WILSON, Dominique | g | 5-10 | 3-6 | 0-0 | 0 7 7 | 0 | 13 | 5 | 0 | 0 | 2 | 31 |
| 23 | MELTON, Mia | g | 0-0 | 0-0 | 0-0 | 0 0 0 | 0 | 0 | 0 | 0 | 0 | 0 | 3 |
| 26 | BAILEY, Joey | g | 3-4 | 1-1 | 0-0 | 0 5 5 | 2 | 7 | 1 | 1 | 0 | 0 | 11 |
| 33 | WOLFF, Melissa | g | 1-1 | 0-0 | 1-2 | 0 0 0 | 0 | 3 | 1 | 1 | 0 | 0 | 8 |
| 42 | BOWEN, Jhasmin | g | 3-6 | 0-0 | 0-0 | 1 2 3 | 0 | 6 | 5 | 2 | 2 | 1 | 19 |
| Team | | | | | 1 | 3 4 | | | | | | | |
| Totals | | | 36-60 | 12-23 | 9-11 | 8 34 42 | 11 | 93 | 29 | 15 | 5 | 8 | 200 |

FG % 1st Half: 17-29 58.6% 2nd half: 19-31 61.3% Game: 36-60 60.0% Deadball Rebounds: 2
3FG % 1st Half: 6-11 54.5% 2nd half: 6-12 50.0% Game: 12-23 52.2%
FT % 1st Half: 6-8 75.0% 2nd half: 3-3 100.0% Game: 9-11 81.8%

Officials: Tina Napier, Mary Day, Eric Koch
Technical fouls: Ole Miss-None ARKANSAS-None
Attendance: 2188
Senior Day
Estimated Actual Attendance: 2,008

| Score by periods | 1st | 2nd | Total |
|------------------|-----|-----|-------|
| Ole Miss | 30 | 22 | 52 |
| ARKANSAS | 46 | 47 | 93 |

30 - ARKANSAS VS. FLORIDA

MARCH 7, 2013 || THE ARENA AT GWINETTE CENTER || DULUTH, GA.

Florida 64 • 18-13

| # | Player | FG | 3-Ptr | Rebounds | Off | Def | TP | A | TO | Bk | St | Min | | | |
|----|------------------|--------|--------|----------|-------|-----|----|----|----|----|----|-----|---|---|-----|
| | | FG-FTA | FG-FGA | FT-FTA | | | | | | | | | | | |
| 25 | Mercer, Christin | f | 1-2 | 0-0 | 0-0 | 2 | 3 | 5 | 3 | 2 | 0 | 6 | 0 | 2 | 22 |
| 31 | Svette, Lily | f | 0-2 | 0-0 | 0-0 | 0 | 1 | 1 | 1 | 0 | 0 | 1 | 0 | 0 | 11 |
| 02 | George, Jennifer | f | 3-11 | 0-0 | 0-0 | 2 | 4 | 6 | 2 | 6 | 2 | 5 | 1 | 2 | 32 |
| 10 | Bonds, Jaterria | g | 3-10 | 1-2 | 10-12 | 1 | 4 | 5 | 0 | 17 | 1 | 3 | 0 | 0 | 35 |
| 40 | Moss, Sydney | g | 3-11 | 0-2 | 7-8 | 1 | 5 | 6 | 3 | 13 | 3 | 2 | 0 | 1 | 34 |
| 03 | Miller, January | g | 5-9 | 3-4 | 1-2 | 2 | 2 | 4 | 3 | 14 | 0 | 3 | 0 | 1 | 27 |
| 44 | Needles, Carrie | | 3-5 | 2-4 | 0-0 | 1 | 1 | 2 | 2 | 8 | 1 | 0 | 0 | 1 | 23 |
| 22 | Lewis, Kayla | | 2-4 | 0-1 | 0-0 | 2 | 0 | 2 | 2 | 4 | 0 | 1 | 1 | 1 | 16 |
| | Team | | | | | 3 | 3 | 6 | | | | | | | |
| | Totals | | 20-54 | 6-15 | 18-22 | 14 | 23 | 37 | 16 | 64 | 7 | 21 | 2 | 8 | 200 |

BOX SCORES

31 - ARKANSAS 63, SOUTHERN ILLINOIS-EDWARDSVILLE 41
MARCH 14, 2013 || BUD WALTON ARENA || FAYETTEVILLE, ARK.

SUE 41 • 16-15

| # | Player | Total | | 3-Ptr | | Rebounds | | PF | TP | A | TO | Bk | Stl | Min |
|--------|-------------------|--------|--------|--------|--------|----------|-----|----|----|---|----|----|-----|-----|
| | | FG-FGA | FG-FGA | FT-FTA | FT-FTA | Off | Def | | | | | | | |
| 25 | HERRON, Michaela | 4-10 | 0-0 | 0-0 | 0-0 | 6 | 4 | 10 | 1 | 8 | 3 | 4 | 0 | 35 |
| 45 | BERRY, Raven | 7-11 | 0-0 | 1-2 | 3 | 2 | 5 | 3 | 15 | 0 | 1 | 0 | 3 | 28 |
| 01 | MOORE, CoCo | 2-7 | 0-1 | 0-0 | 0 | 2 | 2 | 1 | 4 | 1 | 3 | 0 | 1 | 30 |
| 22 | HILL, Jazmin | 3-10 | 0-3 | 0-0 | 0 | 0 | 0 | 0 | 6 | 1 | 2 | 0 | 0 | 28 |
| 23 | AUSTIN, Tierny | 2-10 | 0-4 | 3-7 | 5 | 3 | 8 | 1 | 7 | 1 | 6 | 0 | 3 | 32 |
| 11 | CONNER, Kara | 0-1 | 0-0 | 1-2 | 1 | 0 | 1 | 1 | 1 | 0 | 1 | 0 | 1 | 11 |
| 15 | FINNIN, Valerie | 0-1 | 0-0 | 0-0 | 0 | 0 | 0 | 1 | 0 | 0 | 1 | 0 | 0 | 10 |
| 26 | WENDT, Jessie | 0-0 | 0-0 | 0-0 | 0 | 1 | 1 | 0 | 0 | 0 | 1 | 0 | 0 | 12 |
| 34 | KENNER, Courtney | 0-3 | 0-2 | 0-0 | 0 | 0 | 0 | 0 | 0 | 1 | 1 | 0 | 0 | 8 |
| 32 | SMITH, Brooke | 0-0 | 0-0 | 0-0 | 0 | 0 | 0 | 0 | 0 | 0 | 0 | 0 | 0 | 4 |
| 33 | CAPOTOSTO, Ashley | 0-0 | 0-0 | 0-0 | 0 | 1 | 1 | 0 | 0 | 0 | 0 | 0 | 0 | 4 |
| 44 | DECKER, Alyssa | 0-0 | 0-0 | 0-0 | 0 | 0 | 0 | 0 | 0 | 0 | 1 | 0 | 0 | 1 |
| 55 | WARFORD, Raven | 0-0 | 0-0 | 0-0 | 0 | 0 | 0 | 0 | 0 | 0 | 0 | 0 | 0 | 1 |
| Team | | | | | | 3 | 2 | 5 | | 2 | | | | |
| Totals | | 18-53 | 0-10 | 5-11 | 18 | 15 | 33 | 8 | 41 | 7 | 23 | 0 | 12 | 200 |

FG % 1st Half: 5-20 25.0% 2nd Half: 9-27 33.3% Game: 18-53 34.0% Deadball Rebounds: 3.2
3FG % 1st Half: 0-5 0.0% 2nd Half: 0-5 0.0% Game: 0-10 0.0%
FT % 1st Half: 2-2 100.0% 2nd Half: 3-9 33.3% Game: 5-11 45.5%

ARKANSAS 63 • 19-12

| # | Player | Total | | 3-Ptr | | Rebounds | | PF | TP | A | TO | Bk | Stl | Min |
|--------|---------------------|--------|--------|--------|--------|----------|-----|----|----|----|----|----|-----|-----|
| | | FG-FGA | FG-FGA | FT-FTA | FT-FTA | Off | Def | | | | | | | |
| 01 | PEAK, Keira | 2-7 | 0-0 | 0-0 | 0 | 2 | 2 | 0 | 4 | 2 | 6 | 2 | 2 | 25 |
| 34 | WILLIAMS, Quistelle | 4-6 | 3-5 | 0-0 | 2 | 3 | 5 | 3 | 11 | 1 | 2 | 0 | 1 | 26 |
| 42 | BOWEN, Jhasmin | 0-0 | 0-0 | 2-2 | 2 | 1 | 3 | 1 | 2 | 1 | 1 | 1 | 0 | 21 |
| 11 | BERNA, Calli | 2-6 | 1-3 | 0-0 | 1 | 4 | 5 | 1 | 5 | 12 | 4 | 0 | 2 | 34 |
| 12 | WILSON, Dominique | 2-7 | 0-3 | 0-0 | 1 | 3 | 4 | 0 | 4 | 1 | 1 | 1 | 1 | 23 |
| 04 | WATKINS, Sarah | 8-14 | 0-0 | 1-1 | 1 | 0 | 1 | 2 | 17 | 0 | 0 | 0 | 1 | 16 |
| 14 | GATLING, Erin | 5-9 | 4-6 | 0-0 | 1 | 2 | 3 | 2 | 14 | 1 | 2 | 0 | 2 | 30 |
| 25 | MELTON, Mia | 0-0 | 0-0 | 0-0 | 0 | 0 | 0 | 0 | 0 | 0 | 0 | 0 | 0 | 1 |
| 35 | BAILEY, Joey | 0-1 | 0-1 | 0-0 | 0 | 2 | 2 | 0 | 2 | 0 | 1 | 0 | 0 | 11 |
| 33 | WOLFF, Melissa | 3-4 | 0-1 | 0-0 | 3 | 1 | 4 | 3 | 6 | 0 | 2 | 0 | 1 | 13 |
| Team | | | | | 0 | 2 | 2 | | | | | | | |
| Totals | | 26-54 | 8-19 | 3-3 | 11 | 20 | 31 | 14 | 63 | 19 | 19 | 4 | 10 | 200 |

FG % 1st Half: 12-27 44.4% 2nd Half: 14-27 51.9% Game: 26-54 48.1% Deadball Rebounds: 9
3FG % 1st Half: 0-5 0.0% 2nd Half: 2-7 28.6% Game: 5-18 27.8%
FT % 1st Half: 0-0 0.0% 2nd Half: 3-3 100.0% Game: 3-3 100.0%

Officials: Lawrence Hamilton, Melaine Davis, Mike Rogers

Technical fouls: SUE None, ARKANSAS None

Attendance: 1122

Estimated Actual Attendance: 453

| Score by period | 1st | 2nd | Total |
|-----------------|-----|-----|-------|
| SUE | 20 | 21 | 41 |
| ARKANSAS | 30 | 33 | 63 |

32 - ARKANSAS 67, MEMPHIS 57
MARCH 21, 2013 || BUD WALTON ARENA || FAYETTEVILLE, ARK.

MEMPHIS 57 • 17-15

| # | Player | Total | | 3-Ptr | | Rebounds | | PF | TP | A | TO | Bk | Stl | Min |
|--------|--------------------|--------|--------|--------|--------|----------|-----|----|----|----|----|----|-----|-----|
| | | FG-FGA | FG-FGA | FT-FTA | FT-FTA | Off | Def | | | | | | | |
| 21 | FUQUA-BEY, Asianna | 1-3 | 0-0 | 0-0 | 3 | 2 | 5 | 3 | 2 | 1 | 1 | 1 | 0 | 22 |
| 35 | DICKSON, Nicole | 6-19 | 2-8 | 0-0 | 1 | 4 | 5 | 4 | 14 | 1 | 1 | 1 | 0 | 35 |
| 10 | ABDUL-QAADIR, Biqa | 4-12 | 2-6 | 1-3 | 0 | 1 | 1 | 2 | 11 | 2 | 2 | 0 | 3 | 38 |
| 11 | ALANAKU, Jamila | 3-5 | 0-0 | 0-0 | 4 | 5 | 9 | 2 | 6 | 1 | 3 | 0 | 0 | 27 |
| 12 | HEARN, Ariel | 4-12 | 0-3 | 8-12 | 1 | 3 | 4 | 5 | 16 | 4 | 2 | 1 | 0 | 37 |
| 05 | MCGRW, Lauren | 0-3 | 0-1 | 0-0 | 1 | 0 | 1 | 3 | 0 | 1 | 2 | 0 | 1 | 15 |
| 15 | HOPE, ParSonna | 4-6 | 0-0 | 0-0 | 3 | 5 | 8 | 2 | 8 | 0 | 1 | 3 | 1 | 22 |
| 23 | JACKSON, Jaymie | 0-0 | 0-0 | 0-0 | 0 | 0 | 0 | 1 | 0 | 1 | 1 | 0 | 0 | 4 |
| Team | | | | | 1 | 2 | 3 | | | | | | | |
| Totals | | 22-60 | 4-18 | 9-15 | 14 | 22 | 36 | 22 | 57 | 11 | 14 | 6 | 7 | 200 |

FG % 1st Half: 9-21 42.9% 2nd Half: 14-39 35.9% Game: 22-60 36.7% Deadball Rebounds: 2.2
3FG % 1st Half: 1-10 10.0% 2nd Half: 3-8 37.5% Game: 4-18 22.2%
FT % 1st Half: 4-7 57.1% 2nd Half: 5-8 62.5% Game: 9-15 60.0%

ARKANSAS 67 • 20-12

| # | Player | Total | | 3-Ptr | | Rebounds | | PF | TP | A | TO | Bk | Stl | Min |
|--------|---------------------|--------|--------|--------|--------|----------|-----|----|----|----|----|----|-----|-----|
| | | FG-FGA | FG-FGA | FT-FTA | FT-FTA | Off | Def | | | | | | | |
| 34 | WILLIAMS, Quistelle | 4-15 | 2-7 | 2-2 | 4 | 7 | 11 | 2 | 12 | 1 | 1 | 1 | 0 | 29 |
| 42 | BOWEN, Jhasmin | 2-6 | 0-0 | 1-3 | 1 | 3 | 4 | 0 | 5 | 0 | 3 | 1 | 0 | 19 |
| 01 | PEAK, Keira | 2-7 | 0-0 | 2-3 | 5 | 2 | 7 | 2 | 6 | 1 | 4 | 1 | 1 | 33 |
| 11 | BERNA, Calli | 4-7 | 1-2 | 5-8 | 0 | 4 | 4 | 1 | 14 | 6 | 2 | 1 | 1 | 40 |
| 12 | WILSON, Dominique | 6-7 | 3-4 | 0-0 | 3 | 3 | 6 | 3 | 15 | 2 | 0 | 0 | 1 | 29 |
| 04 | WATKINS, Sarah | 2-8 | 0-0 | 4-4 | 1 | 5 | 6 | 3 | 8 | 1 | 2 | 0 | 0 | 29 |
| 14 | GATLING, Erin | 2-6 | 1-4 | 2-2 | 1 | 2 | 3 | 3 | 7 | 1 | 2 | 0 | 2 | 18 |
| 33 | WOLFF, Melissa | 0-2 | 0-0 | 0-0 | 0 | 1 | 1 | 1 | 0 | 0 | 0 | 0 | 0 | 3 |
| Team | | | | | 1 | 1 | 2 | | | | | | | |
| Totals | | 22-56 | 7-17 | 15-22 | 16 | 28 | 44 | 15 | 67 | 12 | 14 | 4 | 5 | 200 |

FG % 1st Half: 15-31 48.4% 2nd Half: 7-27 25.9% Game: 22-56 39.3% Deadball Rebounds: 2
3FG % 1st Half: 5-8 62.5% 2nd Half: 2-9 22.2% Game: 7-17 41.2%
FT % 1st Half: 4-8 50.0% 2nd Half: 12-14 85.7% Game: 16-22 72.7%

Officials: Charles Carroll, Rachael Monroe, Scott Stanley

Technical fouls: MEMPHIS None, ARKANSAS None

Attendance: 1145

First Round Wht

Fouled out: Memphis #12, Hearn (0.41.3 2nd half)

| Score by period | 1st | 2nd | Total |
|-----------------|-----|-----|-------|
| MEMPHIS | 21 | 36 | 57 |
| ARKANSAS | 35 | 28 | 67 |

33 - TULANE 60, ARKANSAS 48
MARCH 24, 2013 || BUD WALTON ARENA || FAYETTEVILLE, ARK.

TULANE 60 • 24-8

| # | Player | Total | | 3-Ptr | | Rebounds | | PF | TP | A | TO | Bk | Stl | Min |
|--------|--------------------|--------|--------|--------|--------|----------|-----|----|----|----|----|----|-----|-----|
| | | FG-FGA | FG-FGA | FT-FTA | FT-FTA | Off | Def | | | | | | | |
| 22 | DALE, Tiffany | 2-4 | 0-0 | 2-2 | 0 | 3 | 3 | 5 | 6 | 0 | 3 | 0 | 1 | 20 |
| 24 | KAUTSKY, Janique | 3-5 | 1-2 | 2-4 | 3 | 2 | 5 | 3 | 9 | 0 | 2 | 1 | 0 | 33 |
| 20 | BLAGG, Danielle | 0-3 | 0-3 | 0-0 | 0 | 2 | 2 | 3 | 0 | 0 | 1 | 1 | 0 | 15 |
| 21 | GRAYSON, Olivia | 3-8 | 2-5 | 0-1 | 0 | 5 | 5 | 0 | 8 | 2 | 8 | 0 | 5 | 33 |
| 23 | KAPLAN, Jamie | 2-6 | 0-0 | 6-7 | 1 | 7 | 8 | 0 | 10 | 7 | 3 | 0 | 0 | 31 |
| 15 | EBOMWONYI, Adesewa | 0-1 | 0-1 | 0-0 | 0 | 0 | 0 | 0 | 5 | 0 | 2 | 0 | 0 | 6 |
| 25 | SNOW, Tyna | 2-3 | 1-2 | 0-0 | 0 | 3 | 3 | 1 | 5 | 1 | 1 | 0 | 0 | 17 |
| 30 | JONES, Tierna | 0-0 | 0-0 | 0-0 | 0 | 0 | 0 | 1 | 0 | 0 | 0 | 0 | 0 | 1 |
| 31 | MCDONALD, Brittany | 1-1 | 0-0 | 0-0 | 0 | 1 | 1 | 0 | 2 | 0 | 0 | 0 | 0 | 8 |
| 32 | BIBBINS, Whitney | 3-6 | 0-0 | 4-4 | 1 | 4 | 5 | 0 | 10 | 0 | 0 | 0 | 2 | 16 |
| 45 | DURU, Chivwe | 3-4 | 0-0 | 4-4 | 1 | 1 | 2 | 2 | 10 | 2 | 1 | 0 | 0 | 20 |
| Team | | | | | 2 | 2 | 4 | | | | | | | |
| Totals | | 19-41 | 4-13 | 18-22 | 8 | 30 | 38 | 20 | 60 | 12 | 21 | 2 | 8 | 200 |

FG % 1st Half: 14-25 56.0% 2nd Half: 5-16 31.3% Game: 19-41 46.3% Deadball Rebounds: 2.1
3FG % 1st Half: 2-4 50.0% 2nd Half: 2-9 22.2% Game: 4-13 30.8%
FT % 1st Half: 6-7 85.7% 2nd Half: 12-15 80.0% Game: 18-22 81.8%

ARKANSAS 48 • 20-13

| # | Player | | Total | | 3-Ptr | | Rebounds | | PF | TP | A | TO | Bk | Stl | Min |
|------|---------------------|---|--------|--------|--------|-----|----------|----|----|----|----|----|----|-----|-----|
| | | | FG-FGA | FG-FGA | FT-FTA | Off | Def | | | | | | | | |
| 34 | WILLIAMS, Quistelle | F | 2-12 | 0-3 | 1-2 | 2 | 2 | 4 | 2 | 5 | 0 | 2 | 0 | 0 | 25 |
| 42 | BOWEN, Jhasmin | F | 2-3 | 0-0 | 7-10 | 1 | 0 | 1 | 4 | 11 | 1 | 4 | 0 | 0 | 18 |
| 01 | PEAK, Keira | G | 3-9 | 0-0 | 3-8 | 5 | 3 | 8 | 3 | 9 | 0 | 1 | 0 | 3 | 31 |
| 11 | BERNA, Calli | F | 0-5 | 0-3 | 1-2 | 2 | 2 | 4 | 2 | 1 | 4 | 3 | 0 | 3 | 40 |
| 12 | WILSON, Dominique | G | 3-6 | 2-3 | 0-0 | 0 | 0 | 0 | 4 | 8 | 1 | 1 | 0 | 5 | 38 |
| 04 | WATKINS, Sarah | F | 5-14 | 0-2 | 2-4 | 5 | 5 | 10 | 2 | 12 | 2 | 1 | 1 | 1 | 24 |
| 14 | GATLING, Erin | F | 1-6 | 0-1 | 0-0 | 0 | 0 | 2 | 1 | 2 | 2 | 0 | 0 | 1 | 18 |
| 25 | BAILEY, Joey | F | 0-0 | 0-0 | 0-0 | 0 | 0 | 0 | 1 | 0 | 0 | 1 | 0 | 0 | 3 |
| 33 | WOLFF, Melissa | F | 0-1 | 0-0 | 0-0 | 0 | 1 | 1 | 0 | 0 | 0 | 0 | 1 | 0 | 3 |
| Team | | | 16-56 | 2-12 | 14-26 | 18 | 14 | 34 | 19 | 48 | 10 | 13 | 2 | 13 | 200 |

ARKANSAS

RECORDS



2013 | WOMEN'S BASKETBALL | 2014

RECORDS - INDIVIDUAL

ARKANSAS HOOPS

ITALY

STAFF

RAZORBACKS

REVIEW

RECORDS

HISTORY

OPPONENT INFO/RECORDS

UNIVERSITY

SCORING

Most Points Scored

Career: 2,073, Bettye Fiscus (1981-85)
Season: 692, Shelly Wallace (1988-89)
Game: 44, Shelly Wallace (vs. ORU, 12/12/88)
Half: 28, Shameka Christon (vs. Vandy, 3/2/02)

Highest Scoring Average

Career: 18.5, (2,073 pts/112 g) Bettye Fiscus (1981-85)
Season: 23.1, (692 pts/30 g) Shelly Wallace (1988-89)

FIELD GOALS

Most Field Goal Attempts

Career: 1,641, Shameka Christon (2000-04)
Season: 500, Shameka Christon (2003-04)
Game: 27, Pat Keck (vs. N. Ark. Comm., 11/19/76)
Half: 16, Bettye Fiscus (vs. Alaska-Anch., 2/21/83)

Most Field Goals

Career: 794, Bettye Fiscus (1981-85)
Season: 267, Shelly Wallace (1988-89)
Game: 16, Shameka Christon (vs. Vandy, 3/2/02) & Shelly Wallace (vs. ORU., 12/12/88)
Half: 10, Shameka Christon (vs. LSU, 2/10/02)

Best Field Goal Percentage (Min. 10 game/5 half)

Career: .609 (667-1,096), Delmonica DeHorney (1987-91)
Season: .632 (227-359), Delmonica DeHorney (1990-91)
Game: 1.000 (10-10), Lanell Dawson (vs. Baylor, 2/26/86)
Half: 1.000 (8-8), Dominique Robinson (Texas So., 12/21/12) (7-7), Delmonica DeHorney (vs. UH, 2/6/91)

3-POINTERS

Most Three-Point Attempts

Career: 858, Lyndsay Harris (2009-12)
Season: 234, India Lewis (2002-03)
Game: 13, by nine athletes
Most Recent: Lyndsay Harris, Miss State, 2/19/12
Half: 12, Chrisstasia Walter (at ORU-WNIT, 3/23/11)

Most Three-Point Goals

Career: 316, Wendi Willits (1997-2001)
Season: 104, Wendi Willits (1998-99)
Game: 9, Wendi Willits (at Georgia, 2/21/99)
Half: 7, Chrisstasia Walter (at ORU-WNIT, 3/23/11)
Consecutive: 12, Wendi Willits (over 3 gms, 1999-2000)

Best Three-Point Goal Pct.

Career: .416 (112-291), Amber Nicholas (1988-92)
Season: .477 (41-86), Amber Nicholas (1990-91)
Game: (Min. 5 Att.) 1.000 (6-6), Kimberly Wilson (vs. Butler, 1/10/94)
Half: 1.000 (5-5), Christy Smith (vs. Georgia, 1/8/95)



Bettye Fiscus

FREE THROWS

Most Free Throw Attempts

Career: 622, Bettye Fiscus (1981-85)
Season: 229, Bettye Fiscus (1981-82)
Game: 20, Shelly Wallace (vs. Houston, 3/4/89)
Half: 15, Shea Henderson (vs. Alabama, 2/2/94)

Most Free Throws

Career: 485, Bettye Fiscus (1981-85)
Season: 183, Bettye Fiscus (1981-82)
Game: 16, Shelly Wallace (vs. Houston, 3/4/89)
Half: 12, Christy Smith (vs. Ohio St., 11/19/95)
Consecutive Made: 25, Wendi Willits (1999-2000)

Best Free Throw Percentage

Career: .845 (74-206), Amber Nicholas (1988-92) (min. 200 att.)
Season: .899 (134-149), Christy Smith (1994-95) (min. 100 att.)
Ranked No. 1 in the nation, Division I, 1994-95
Game: (Min. 10) 1.000 (15-15), Christy Smith (vs. Ohio State, 11/19/95)
Best single game in Division I, 1995-96 season
Half: 1.000 (12-12), Christy Smith (vs. Ohio St., 11/19/95)

REBOUNDS

Most Rebounds

Career: 1,013, Shelly Wallace (1985-89)
Season: 381, Shelly Wallace (1988-89)
Game, Total: 22, Shelly Wallace (vs. SMU, 2/13/88)
Game, Offensive: 12 Yolanda Dickson (vs. Auburn, 1/22/94) Blair Savage (vs. Oklahoma, 12/12/89)
Game, Defensive: 16, Shelly Wallace (vs. Texas A&M, 1/17/89; vs. SMU, 2/15/89)
Half: 14, Blair Savage (vs. Oklahoma, 12/12/89)

Highest Rebound Average

Career: 10.5 (495 reb/47 games), Lauren Ervin (2006-08)
Previous: 8.5 (1,013 reb/119 games), Shelly Wallace (85-89)
Season: 12.7 (381 reb/30 games), Shelly Wallace (1988-89)

Shameka Christon

Christy Smith

ASSISTS

Most Assists

Career: 717, Amy Wright (1998-2002)
Season: 208, Calli Berna (2012-13)
Game: 18, Donna Wilson (vs. Houston, 3/2/88)

Highest Assist Average

Career: 5.7 (332 asst/58 g), Donna Wilson (1987-89)
Season: 6.2 (186 asst/30 g), Donna Wilson (88-89)

STEALS

Most Steals

Career: 320, C'eira Ricketts (2009-2012)
Season: 95, Tracy Webb (1986-87)
Game: 12, Amanda Holley (vs. TCU, 1/11/83)

BLOCKS

Most Blocked Shots

Career: 235, Delmonica DeHorney (1987-91)
Season: 83, Delmonica DeHorney (1989-90)
Game: 9, Robyn Irwin (vs. SW Mo. St., 12/19/88)

TURNOVERS

Most Turnovers

Career: 447, Amy Wright (1998-2002)
Season: 135, Tracy Webb (1986-87)
Game: 21, Debbie Roe (vs. SW Mo. St., 1/29/77)

FOULS

Most Personal Fouls

Career: 344, Lyndsay Harris (2009-2012)
Season: 106, Connie Fitzgerald (1979-80)
Game: 5, by 427 players through the 2012-13 season

GAMES PLAYED

Most Games Played

Career: 131, Amy Wright ('98-'02) & Wendi Willits ('97-'01)
Season: 36, four players (1981-82)

Most Consecutive Games

Career: 131, Amy Wright (1998-2002)
Season: 36, four players (1981-82)

Consecutive Games Started

127, C'eira Ricketts (2009-2012)



RECORDS - INDIVIDUAL SEC GAMES

Regular-Season Games Only

(Season Min.: 70 FGA, 40 FTA, 75% games played)

SCORING

Most Points Scored

Career: 905, Shameka Christon, 2001-04
Season: 304, Shameka Christon, 2004
Game: 37, Dominique Washington (at UM, 2/26/05)
Half: 27, Shameka Christon (at UM, 2/29/04)

Highest Scoring Average

Career: 16.5, Shameka Christon, 2001-04
Season: 21.7, Shameka Christon, 2004

FIELD GOALS

Most Field Goal Attempts

Career: 764, Shameka Christon, 2001-04
Season: 241, Shameka Christon, 2004
Game: 24, S. Christon (at USC, 1/18/04; at LSU, 2/12/04)
Half: 16, Kimberly Wilson (vs. Florida, 2/2/97)

Most Field Goals

Career: 327, Shameka Christon, 2001-04
Season: 105, Shameka Christon, 2004
Game: 13, Shameka Christon (three times in 03-04)
Half: 10, S. Christon (at UM, 2/29/04; vs. LSU, 2/10/02)

Best Field Goal Percentage

Career: .588 (87-148), Karen Jones, 1995-98
Season: .614 (54-88), Lonniya Bragg, 2000
Game: 1.000 (9-9), Lauren Ervin (at Auburn, 1/14/07)
10+ : .769 (10-13), Shameka Christon (vs. LSU, 3/6/03)
Half: .833 (10-12), Shameka Christon (vs. LSU, 2/10/02)

3-POINTERS

Most Three-Point Attempts

Career: 453, Lyndsay Harris (2009-12)
Season: 134, India Lewis, 2002
Game: 13, Wendi Willits (at Georgia, 2/21/99)
13, Lyndsay Harris (vs. Georgia, 1/13/11)
13, Lyndsay Harris (at Georgia, 2/3/11)
13, Lyndsay Harris (vs. Miss State, 2-19-12)
Half: 9, Kimberly Wilson (vs. Tenn., 12/29/96)
9, Lyndsay Harris (vs. Georgia, 1/13/11)

Most Three-Point Goals

Career: 137, Wendi Willits, 1998-2001
Season: 49, Wendi Willits, 1999
Game: 9, Wendi Willits (at Georgia, 2/21/99)
Half: 6, Lyndsay Harris (vs. Georgia, 1/13/11)

Best Three-Point Percentage

Career: .401 (137-342), Wendi Willits, 1998-2001
(min. 100 3pts)
Season: .500 (36-72), Kimberly Wilson, 1996
Game: .692 (9-13), Wendi Willits (at Ga., 2/21/99)
Half: 1.000 (5-5), Christy Smith (vs. Ga., 1/8/95)

FREE THROWS

Most Free Throw Attempts

Career: 234, Christy Smith, 1995-98
Season: 82, Shameka Christon, 2004
Game: 17, Shea Henderson (vs. Alabama, 2/2/94)
Half: 15, Shea Henderson (vs. Alabama, 2/2/94)

Most Free Throws

Career: 195, Christy Smith, 1995-98
Season: 67, Christy Smith, 1995
Game: 12, Shameka Christon (at Florida, 2/22/04);
Kristin Peoples (at Florida, 2/22/04)
Half: 10, Stephanie Bloomer (vs. LSU, 2/8/94)

Best Free Throw Percentage

Career: .833 (195-234), Christy Smith, 1995-98
(min. 150 FT made)
Season: .870 (67-77), Christy Smith, 1995 (min. 50 FT made)
Game: 1.000 (10-10), Stephanie Bloomer (vs. LSU, 2/8/94)
(min. 10 FT made)
Half: 1.000 (10-10), S. Bloomer (vs. LSU, 2/8/94)

REBOUNDS

Most Rebounds

Career: 324, C'eira Ricketts, 2009-12
Career, Offensive: 137, Ashley Daniels, 2009-12
Career, Defensive: 235, C'eira Ricketts, 2009-12
Season: 137, Lauren Ervin, 2007
Season, Offensive: 56, Lauren Ervin, 2007
Season, Defensive: 81, Lauren Ervin, 2007
Game: 20, Lauren Ervin (at Florida, 1/21/07)
Game, Offensive: 9, Whitney Jones (VU, 1/29/09)
Game, Defensive: 13, Lauren Ervin (at Florida, 1/21/07)
Half: 11, Lauren Ervin (at Florida, 1/21/07) and
Whitney Jones (VU, 1/29/09)

Highest Rebound Average

Career: 9.5, Lauren Ervin, 2006-08
Season: 9.8, Lauren Ervin, 2007

ASSISTS

Most Assists

Career: 286, Amy Wright, 1999-2002
Season: 99, Calli Berna, 2012-13
Game: 12, Rochelle Vaughn (vs. Georgia, 2/8/04);
Amy Wright (vs. LSU, 2/11/99);
C'eira Ricketts (AU, 1/18/09)

STEALS

Most Steals

Career: 135, C'eira Ricketts 2009-12
Season: 39, C'eira Ricketts, 2011-12 (16g SEC schedule)
31, Christy Smith, 1995 (12g SEC schedule)
Game: 8, Brittney Vaughn (vs. Alabama, 1/18/07)

BLOCKS

Most Blocked Shots

Career: 201, Sarah Watkins, 2010-13
Season: 40, Sarah Watkins, 2011-12
Game: 6, Lauren Ervin (vs. Ole Miss, 2/4/07)
6, Sarah Watkins (vs. Kentucky, 1/6/11)
6, Sarah Watkins (vs. Vanderbilt, 1/19/12)

TURNOVERS

Most Turnovers

Career: 204, Amy Wright, 1999-2002
Season: 71, Lyndsay Harris, 2009-10
Game: 15, Shea Henderson (vs. Kentucky, 2/5/94)

TIME PLAYED

Games Played

Career: 62, Lyndsay Harris, 2009-12;
C'eira Ricketts, 2009-12
Career Games Started: 62, C'eira Ricketts, 2009-12
Consecutive Games Started: 62, C'eira Ricketts, 2009-12)

Minutes Played

Career: 2,176, C'eira Ricketts, 2009-12
Consecutive Minutes Played vs. SEC Opponents:
Career: 575, Christy Smith, 1994-1996
Single Season: 445, Christy Smith, 1996
Most Minutes, Season: 626, Calli Berna, 2011-12
(16g SEC schedule)
535, Christy Smith, 1998 (12g SEC schedule)
Avg. Minutes Per Game: 40.5, Christy Smith, 1995

THE FACE BEHIND THE RECORD



Shameka Christon

Career Points and Season Points in SEC Games Only

The pride of Hot Springs, Ark., Shameka Christon was named to the SEC Freshman Team her rookie season at Arkansas. At the start of her career, it looked like the most improbable of honors as the 6-1 forward averaged less than 10 points per game during non-conference play. Once SEC games began, Christon elevated her game to average 13.5 ppg in her 13 league games. Breaking the school mark for points in a SEC season as a sophomore with 224, Christon repeated with a respectable 201 points as a junior. A change of coaching staffs led to a dramatic change in scoring for Christon. Her senior year, Christon shattered her own record with 304 points in 14 games played, finishing her career with 905 points in SEC regular season games. Adding in her 177 points from SEC Tournament games, Christon scored almost 1,100 of her career 1,951 points against SEC opponents. For her SEC-leading scoring average of 21.8 ppg, Christon was voted the SEC Player of the Year in 2004, *Associated Press* Third-Team All-America and Kodak All-America honorable mention.

RECORDS - TEAM IN A GAME

SCORING

Most Points Scored

Game: 115, vs. Oral Roberts (2/19/87)
First Half: 65, vs. Tennessee State (11/27/88)
Second Half: 67, vs. University of Detroit (12/1/89)

Fewest Points Scored

Game: 28, vs. Louisiana Tech (11/30/78)
Half: 11, vs. Louisiana Tech (11/30/78)
11, vs. Tennessee (1/18/12)

Largest Margin of Victory

79 (108-29), vs. Bartlesville Wesleyan (2/18/77)

Most Points Allowed

Game: 114, vs. Stanford (3/24/90)
Half: 63, vs. Texas (1/9/89)

Fewest Points Allowed

Game: 19, vs. Bartlesville Wesleyan (12/4/76)
Half: 8, vs. Montana State (1/5/03)

Points Scored, Both Teams

High: 201 (87-114), vs. Stanford (3/24/90)
Low: 82 (49-33), vs. Coppin State (12/29/05)
82 (42-40) vs. LSU (2/20/11)

Largest Margin of Defeat

54 (28-82), vs. Louisiana Tech (11/30/78)

Most Double-Digit Scorers

7, vs. TCU (109-59; Burkes, 10; Dawson, 23; Wynn, 17; Webb, 11; Williams, 11; Valley, 14; Wallace, 19) (2/4/86)

Fewest Double-Digit Scorers

0, seven times. Most Recent: Georgia (2/21/13)

All Starters in Double Digits

12 times. Most Recent: vs. Alabama (1/11/98) (regulation) vs. Florida (1/29/12) (2OT)

FIELD GOALS

Most Field Goals

Game: 51, vs. University of Detroit (12/1/89)
Half: 30, vs. University of Detroit (12/1/89)

Most Field Goal Attempts

Game: 97, vs. Cottey College (2/2/78)
Half: 57, vs. University of Detroit (12/1/89)

Fewest Field Goals

Game: 8, vs. Louisiana Tech (11/30/78)

Half: 3, vs. Louisiana Tech (11/30/78)
3, vs. Tennessee (1/8/12)

Fewest Field Goal Attempts

Game: 41, at Auburn (1/22/95)
Half: 17, vs. Missouri (2/17/13)

Best Field Goal Percentage

Game: .667 (32-48), vs. UTSA (12/3/88)
Half: .900 (18-20), vs. UTSA (12/3/88)

Worst Field Goal Percentage

Game: .195 (8-41), vs. Louisiana Tech (11/30/78)
Half: .10 (3-30), vs. Tennessee (1/8/12)

Best Defensive Percentage

Game: .185 (12-65), by Texas-Arlington (12/22/92)
Half: .083 (2-24), by Montana State (1/5/03)

3-POINTERS

Most Three-Point Goals

Game: 15, vs. Providence (11/16/98)
Half: 8, at Vandy (1/21/01); vs. Providence (11/16/98)

Fewest Three-Point Goals

Game: 0, at Rice (1/2/91); Kentucky (1/23/98);
at Vandy (2/17/05)
Half: 0, several times (Most recent: at Miss State, 2/31/13)

Most Three-Point Attempts

Game: 32, at UMKC (1/25/05)
Half: 20, at UMKC (1/25/05)

Fewest Three-Point Attempts

Game: 0, several times (Most rec.: at UNO, 1/22/90)
Half: 0, several times (Most recent: UF, 2/8/01)

Best Three-Point Goal Pct.

Game: .875 (7-8), vs. Vanderbilt (1/23/2000)
10 Att.: .714 (10-14), vs. Lipscomb (11/11/2007)
Half: 1.000 (5-5), vs. Vanderbilt (1/23/2000)

Worst Three-Point Goal Pct.

Game: .000, several. (Most. rec. 0-10 at Miss St, 2/31/13)
Half: .000 several. (Most rec.: at Miss State, 2/31/13)

FREE THROWS

Most Free Throws

Game: 38, at Florida (2/22/04)
Half: 26, vs. Grambling (12/17/81)

Fewest Free Throws

Game: 0, at LSU (2/25/10)
Half: 0, eight times (Most rec.: SIUE, 3/14/13)

Most Free Throw Attempts

Game: 54, at Florida (2/22/04)
Half: 33, vs. Ala. (2/2/94) & vs. Grambling (12/17/81)

Fewest Free Throw Attempts

Game: 0, at LSU, 2/25/10
Half: 0, 10 times (Most rec: SIUE, 3/14/13)

Best Free Throw Percentage (min. 10 attempts)

Game: 1.000 (10-10), vs. Florida (1/26/06)
(Notable previous: .950 (21-22), vs. McNeese, 2/14/87)
Half: 1.000 (19-19), vs. Southern-BR (1/23/82)

Worst Free Throw Percentage

Game: .000 (0-0), at LSU (2/25/10)
Half: .000, three, (Most rec. 0-0 SIUE, 3/31/13)

REBOUNDS

Most Rebounds

Game: 74, vs. Mississippi Valley (11/24/89)
Half: 36, vs. Mississippi Valley (11/24/89)
Offensive, Game: 37, vs. Miss. Valley (11/24/89)

Most Double-Digit Rebounders

3, vs. Baylor (Wallace 13, Irwin 11, DeHorney 11) (2/20/88)

ASSISTS

Most Assists 34, vs. University of Detroit (12/1/89)

STEALS

Most Steals 29, vs. Western Kentucky (11/28/04)

TURNOVERS

Most Turnovers 45, Alabama State (11/19/04; vs. North Ark. CC. (11/19/76)

Fewest Turnovers 4, vs. Wichita State (2/20/82)
4, vs. Utah (11/20/11)

Most Opponent Turnovers 43, vs. Murray State (12/5/90)

BLOCKS

Most Blocked Shots 12, vs. Northeast Louisiana (12/5/82)

FOULS

Most Personal Fouls 34, at South Carolina (1/30/93)

Most Players Fouled Out

4, vs. Northeast Oklahoma (2/19/79);
vs. Texas Southern (3/19/82); vs. Texas Tech (3/5/84)

THE FACE BEHIND THE RECORD



Amy Wright

Career Assists and Consecutive Games Played

Recruited from Williamsburg, Ind., to become the next great point guard in Arkansas history, Amy Wright did not disappoint. A starter at the point from her first day at Arkansas, she broke the freshman assist record of her immediate predecessor, Christy Smith, and never looked back. Assists became her passion, and Wright rewrote the Arkansas record books in her four seasons, removing both her coach and Hall of Honor member Amber Nicholas Shirey and Smith from almost all the major records. Her 172 assists as a freshman led Arkansas to the WNIT Championship and was the closest anyone had come to Donna Wilson's 1988 season record. Her junior season, Wright crushed Wilson's mark with 198 to take Arkansas to the second round of the NCAA tournament. By the end of her career, the only assist records Wright was breaking were her own, including 205 her senior season. Closing her career with 717, she has almost 200 more assists than the former career leader Nicholas Shirey. Wright had more double-digit assist games than any other player, and became the first player in recorded Razorback history to get the hard double of 10 assists and 10 rebounds (versus Miss. State as a junior). In her four seasons, she never missed a game, playing 131 consecutive to break Sytia Messer's mark of 128. Of all her statistics, the one no other point guard can touch is leading her team to four consecutive post-season berths. After closing her playing career with WNBA draft camp, Wright spent one season with Arkansas in marketing before becoming an assistant coach for the 2003-04 season at South Florida.

RECORDS - SEC REGULAR SEASON GAME

SCORING

Points Scored

Game, High: 102, vs. Alabama (1/11/98)
Game, Low: 34, vs. Vanderbilt (1/28/07)
Half, High: 56, vs. Auburn (2/9/97)
Half, Low: 11, vs. Tennessee (1/8/12)

Opponent Points Scored

Game, High: 105, by Tennessee (2/29/92)
Game, Low: 35, by Miss State (1/26/12)
(Previous: 40, by LSU (2/20/11))
Half, High: 69, by Tennessee (1/8/12)
72, by Florida (1/29/12) (20T)
Half, Low: 11, by Missouri (2/17/13)

Margin of Victory

Best: +41, Ole Miss (3/3/13)
Worst: -46, at Tennessee (2/29/92); at LSU (1/20/05)

FIELD GOALS

Field Goal Attempts

Game, High: 79, at Georgia (1/21/98);
at Alabama, (2/10/12 30T)
Game, Low: 41, at Auburn (1/22/95)
Half, High: 45, vs. Florida (2/4/99)
Half, Low: 17, vs. Missouri (2/17/13)

Field Goals

Game, High: 36, vs. Ole Miss (3/3/13)
Game, Low: 10, vs. Vanderbilt (1/28/07)
Half, High: 20, at S. Carolina (1/24/99)
Half, Low: 3, vs. Tennessee (1/8/12)

Best Field Goal Percentage

Game: .604 (32-53), vs. LSU (2/11/99)
Half: .692 (18-26), vs. LSU (2/11/99)
Opponent Game: .725 (29-40), at Vandy (1/23/03)
Opponent Half: .783 (18-23), at Vandy (1/23/03)

Worst Field Goal Percentage

Game: .217 (10-46), vs. Vanderbilt (1/28/07)
Half: .135 (5-37), at Florida (2/22/04)
Opponent Game: .238 (15-63), vs. MSU (2/13/93)
Opponent Half: .100 (3-30), vs. Tennessee (1/8/12)

3-POINTERS

Three-Point Attempts

Game, High: 32, vs. Auburn (1/25/04)
Game, Low: 5, vs. Kentucky (1/23/93)
Half, High: 18, at LSU (1/22/12)
Half, Low: 1, vs. S. Carolina (1/30/93)

Three-Point Goals

Game, High: 13, vs. Alabama (1/11/98); vs. Auburn (1/12/06)
Game, Low: 0, vs. Kentucky (1/23/93) | Miss State (2/3/13)
Half, High: 8, at Vanderbilt (1/21/01)
Half, Low: 0, 18 times (Most recent: at Miss State, 2/3/13)

Three-Point Percentage

Game, High: .875 (7-8), Vanderbilt (1/23/00)
Game, Low: .000 (0-10), at Miss State (2/3/13)
Half, High: 1.000 (5-5), Vanderbilt (1/23/00)
Half, Low: .000 (0-12), Florida (2/8/01); (0-4),
at Kentucky (1-21-10); (0-2), Ole Miss (2/18/10);
(0-6), Vanderbilt (1/19/12); (0-9), at Miss State (1/26/12);
(0-4), at Miss State (2/3/13)

SEC SEASON

(Before 1998, the SEC regular season was less than 14 games. Absolute marks from 11 and 12 game years and 14 game years where a pre-1998 season holds the mark are noted in brackets.)

SCORING

Points Scored: 1,032 (1998)
Low: 815 (2008) [668, 1993]
Most Points Allowed: 1,097 (2010)
Low: 899 (2012) [790, 1995]
Highest Scoring Average: 73.7 (1998)
Lowest Scoring Average: 58.2 (2008)
Best Defensive Average: 56.2 (2012)
Worst Defensive Average: 75.8 (1999)
Best Scoring Margin: +3.9 (2012)
Worst Scoring Margin: -13.2 (2005)

FIELD GOALS

Field Goals: 357 (2012)
Low: 315 (2008) [237, 1993]
Field Goal Attempts: 953 (2010)
Low: 782 (2000) [603, 1995]
Best Field Goal %: .426 (2000) [.456, 1995]
Worst Field Goal Percentage: .355 (2005)
Best Def. FG Pct.: .398 (2012) [.402, 1993]
Worst Defensive FG Pct.: .466 (2006)

FREE THROWS

Free Throws: 204 (1995) [14g, 201, 1999]
Low: 98 (2006)
Free Throw Attempts: 301 (2004)
Low: 151 (2006)
Free Throw Pct.: .779 (1995)
[14g, .722, 2003]
Low: .617 (2005)

FREE THROWS

Free Throw Attempts

Game, High: 54, at Florida (2/22/04)
Game, Low: 0, at LSU (2/25/10)
Half, High: 33, vs. Alabama (2/2/94)
Half, Low: 0, six times (Most rec: vs. Tennessee, 2/24/13)

Free Throws

Game, High: 38, at Florida (2/22/04)
Game, Low: 0, at LSU (2/25/10)
Half, High: 22, at Florida (2/22/04)
Half, Low: 0, seven times (Most rec: at Tennessee, 2/23/13)

Best Free Throw Percentage

Game: 1.000 (10-10), vs. Florida (1/26/06) (min. 10 att.)
Half: .933 (14-15), vs. LSU (2/8/94) (min. 15 att.)
1.000 (12-12), vs. Tennessee (1-8-12)

Worst Free Throw Percentage

Game: .000 (0-0) at LSU (2/25/10); .143 (1-6),
at Vanderbilt (2/9/06)
Half: .000, twice, Most Rec.: at LSU (2/25/10)

REBOUNDS

Most Rebounds

Game: 58, at Vanderbilt (1/29/09)
Game, Offensive: 29, at Ole Miss (1/12/12)
Game, Defensive: 33, vs. Florida (1/20/93);
35, at Alabama (OT) (1/24/10); 38, at Alabama (30T) (3/3/13)
Half: 31, at Alabama (2/20/93)

THREE-POINT GOALS

Three-Pointers: 113 (2006)
Low: 49 (2003) [24, 1993]
Three-Point Attempts: 383 (2012)
Low: 166 (2003) [95, 1993]
Three-Point Pct.: .395 (2000)
Low: .260 (2005) [.253, 1993]
Best Def. 3-Pt. Pct.: .276 (2006)
[.243, 1993]
Worst Defensive 3-Pt. Pct.: .379 (2008)

REBOUNDS

Rebounds: 620 (2013)
Low: 455 (2008) [376, 1995]
Reb. Ave.: 40.4 (1993) [14g, 36.9, 1999]
Low: 32.6 (2000)
Best Reb. Mar.: -0.2 [14g, -2.8, 1999]
Worst Rebound Margin: -10.3 (2005)

ASSISTS, STEALS, BLOCKS

Assists: 226 (2013)
Low: 161 (2008) [109, 1993]
Steals: 153 (2012)
Low: 84 (1999) [77, 1996]
Blocked Shots: 71 (2007)
Low: 27 (2001) [18, 1996]

TURNOVERS

Turnovers: 278 (1999)
Low: 218 (2008) [193, 1995]
Opponent Turnovers: 308 (2012)
Low: 197 (2008) [175, 1996]

Fewest Rebounds

Game: 19, at Florida (2/5/98)
Offensive: 3, at Florida (2/4/96)
Defensive: 7, vs. LSU (2/16/12)

MISCELLANEOUS

Assists

Game, High: 29, Ole Miss (3-3-13)
Game, Low: 3, at S. Carolina (1/30/93)*
* -- Disputed 2002 box score at LSU, scored only one assist

Steals

Game, High: 17, at Florida (2/22/04); 17, at LSU (1/22/12)
Game, Low: 1, vs. LSU (2/28/08); vs. S. Carolina (1/24/99)

Turnovers

Game, High: 34, at Tennessee (2/29/92)
Game, Low: 7, Mississippi State (2/19/12)

Personal Fouls

Game, High: 34, at S. Carolina (1/30/93)

Blocked Shots

Game: 11, vs. USC (2/8/07); vs. Ole Miss (2/4/07);
vs. Kentucky (1/6/11)

RECORDS - SEC TOURNAMENT

ARKANSAS HOOPS
 ITALY
 STAFF
 RAZORBACKS
 REVIEW
 RECORDS
 HISTORY
 UNIVERSITY
 OPPONENT INFO/RECORDS

INDIVIDUAL

Points: 40, Shameka Christon (vs. Vandy, 3/2/02)
Points by Opponent: 44, LaToya Thomas, MSU (3/1/01)
Field Goals: 16, Shameka Christon (vs. Vandy, 3/2/02)
Field Goal Att.: 23, Shameka Christon (vs. LSU, 3/7/03 & vs. Vandy, 3/2/02)
Field Goal Pct.: .696, (16-23) Shameka Christon (vs. Vandy, 3/2/02)
Three-Point Goals: 6, Lyndsay Harris (vs. Florida, 3/3/11)
Three-Point Att.: 13, Kimberly Wilson (vs. Georgia, 3/4/94)
Three-Point Pct.: .750 (3-4), Lyndsay Harris (Ole Miss, 3/1/12)
Free Throws: 10, Christy Smith (vs. Alabama, 3/4/95)
Free Throw Att.: 10, Dana Cherry (vs. Alabama, 3/6/03); Christy Smith (vs. Alabama, 3/4/95)
Free Throw Pct.: 1.000 (10-10), Christy Smith (vs. AL, 3/4/95)
Rebounds: 12, Kristin Moore (vs. MSU, 3/4/04); Celia Anderson (MSU, 3/1/01); Karen Jones (UK, 2/28/97); Ashley Daniels (vs. LSU 3/2/12)
Rebounds by Opponent: 19, Jennifer Humphrey, Ky. (3/1/07)
Assists: 12, Amy Wright (vs. Miss. State, 3/1/01)
Blocked Shots: 4, Lauren Ervin (vs. Kentucky, 3/1/07)
Turnovers: 7, Brittney Vaughn (vs. Kentucky, 3/1/07)
Steals: 6, Shea Henderson (vs. Georgia, 3/4/94); C'eira Ricketts (vs. Florida, 3/3/11)
Minutes Played: 45 Charity Ford (vs. Vandy, 3/4/10-OT)
 40, Christy Smith (vs. USC, 3/3/95 and vs. Bama, 3/4/95);
 Dominique Washington (vs. Kentucky, 3/1/07); Calli Berna (vs. Florida, 3/7/13)

SEC TOURNAMENT SEEDING

| | | |
|-----------|-----------|-----------|
| 2013 8th | 2005 11th | 1997 7th |
| 2012 5th | 2004 9th | 1996 10th |
| 2011 9th | 2003 7th | 1995 5th |
| 2010 12th | 2002 7th | 1994 9th |
| 2009 8th | 2001 7th | 1993 10th |
| 2008 11th | 2000 10th | 1992 11th |
| 2007 10th | 1999 11th | |
| 2006 9th | 1998 7th | |

Arkansas' most common SEC tournament opponent is Ole Miss (2-3) and Florida (1-4) with five games, followed by four with Miss State (2-2). Next is three each for Alabama (1-2), Kentucky (1-2), Georgia (0-3) and Vanderbilt (0-3). Arkansas is even with Auburn (1-1), but has never lost to South Carolina (2-0), UA has never beaten Georgia, Vanderbilt (0-3) or LSU (0-2). The only team Arkansas has never played at the SEC Tournament? Tennessee.

SEC TOURNAMENT RESULTS

2013 First Round (l. Florida, 64-59)
 2012 Second Round (d. Ole Miss, 67-47; l. LSU, 41-40)
 2011 First Round (l. Florida, 68-59)
 2010 First Round (l. Vanderbilt, 65-64 OT)
 2009 First Round (l. Ole Miss, 65-60)
 2008 First Round (l. Auburn, 73-51)
 2007 First Round (l. Kentucky, 72-57)
 2006 First Round (l. Ole Miss, 94-64)
 2005 Second Round (d. Miss State, 80-73; l. #20 Vanderbilt, 79-60)
 2004 First Round (l. Miss State, 79-73)
 2003 Second Round (d. Alabama, 53-48; l. #6 LSU 78-72)
 2002 Semifinalist (d. Ole Miss, 78-60; d. #12 USC,

TEAM

Points
 Game, High: 94 vs. Miss State, 3/1/01
 Game, Low: 40, vs. LSU, 3/2/12
 Opponent High: 96 by Florida, 3/2/00
 Half, High: (2nd) 52 vs. VU, 3/2/02; vs. MSU, 3/1/01 (1st) 48 vs. Florida, 3/2/00
 Half, Low: 13 (1st) vs. Georgia, 3/3/01
Field Goals
 High: 39 vs. Miss. State, 3/1/01
 Low: 14, vs. LSU, 3/2/12
Field Goal Attempts
 High: 81 vs. Ole Miss, 3/2/06
 Low: 51, vs. Ole Miss, 3/1/12
Field Goal Percentage
 High: .509 vs. Miss. State, 3/6/05
 Low: .233 (14-60) vs. LSU, 3/2/12
 Opponent, High: .750 by Georgia, 3/5/93
 Opponent, Low: .308 by Auburn, 2/27/98
Three-Point Goals
 High: 9 vs. Florida, 3/3/11 (regulation)
 9, vs. Ole Miss, 3/2/12
 9 vs. Vanderbilt, 3/4/10 (overtime)
 Low: 1 vs. Florida, 2/28/98
Three-Point Attempts
 High: 24 vs. Vanderbilt, 3/4/10 (overtime)
 23 vs. Ole Miss, 3/2/06 (regulation)
 23 vs. LSU, 3/2/12
 Low: 8 vs. Kentucky, 3/1/07; LSU, 3/7/03
Three-Point Percentage
 High: .500 (9-18), vs. Ole Miss, 3/2/12
 Low: .070 vs. Florida, 2/27/98
 Opponent, High: .750 by Georgia, 3/5/93
 Opponent, Low: .111 by Auburn, 2/27/98
Free Throws
 High: 29 vs. USC, 3/3/95
 Low: 3 vs. Florida, 3/7/13
Free Throw Attempts
 High: 33 vs. USC, 3/3/95
 Low: 6 vs. Kentucky, 3/1/07; vs. Florida, 3/7/13
Free Throw Percentage
 High: .889 vs. Miss. State, 3/1/01
 Low: .556 vs. Kentucky, 3/6/92
 Opponent, High: 1.000 by USC, 3/3/95
 Opponent, Low: .476 by Auburn, 2/27/98

79-61; l. #6 Vanderbilt, 81-78)
 2001 Semifinalist (d. Miss State, 94-76; d. #10 Florida, 78-69; l. #6 Georgia, 63-44)
 2000 First round (l. Florida, 96-86)
 1999 First round (l. Miss State, 79-70)
 1998 Second round (d. Auburn, 59-43; l. #10 Florida, 63-49)
 1997 Second round (d. Kentucky, 71-60; l. #7 Alabama, 85-63)
 1996 First round (l. Ole Miss, 76-73)
 1995 Second round (d. USC, 80-70; l. #16 Alabama, 86-72)
 1994 First round (l. Georgia, 84-62)
 1993 First round (l. Georgia, 84-73)
 1992 First round (l. Kentucky, 79-63)

Rebounds

Rebounds, High: 49 vs. Ole Miss, 3/2/06
 Rebounds, Low: 25 vs. Vanderbilt, 3/7/05
 Offensive, High: 18 vs. Ole Miss, 3/2/06
 Offensive, Low: 6 vs. Florida, 3/7/13
 Defensive, High: 31, Ole Miss, 3/2/06
 Defensive, Low: 12 vs. Florida, 3/2/00
 Opponent, High: 57 by Florida, 3/2/01; UK, 3/6/92
 Opponent, Low: 26, by Miss. State, 3/4/04

Assists

High: 21 vs. Miss. State, 3/1/01
 Low: 5, vs. LSU, 3/2/12

Blocked Shots

High: 8 vs. Kentucky, 3/1/07
 Low: 0 vs. Florida, 3/2/00; vs. LSU, 3/2/12

Steals

High: 13 vs. Kentucky, 3/6/92
 Low: 3 vs. Ole Miss, 3/1/96

Turnovers

High: 22 vs. Miss. State, 3/4/04
 Low: 4 vs. Vanderbilt, 3/2/02

Personal Fouls

High: 27 vs. Kentucky, 3/6/92
 Low: 11 vs. USC, 3/3/95



Shameka Christon broke four Arkansas records for SEC Tournament games in the semifinals of the 2002 event in Nashville. Her 67 points over three games led to her selection to the five-player all-tournament team, the first for Arkansas since joining the league in 1992. During her four years, she scored 177 points in SEC Tournament games.

RECORDS - TEAM IN A SEASON

SCORING

Scoring

Most Points Scored: 2,644 (1990-91)
 Fewest Points Scored: 1,100 (1978-79)
 Most Points Allowed: 2,405 (1998-99)
 Fewest Points Allowed: 1,242 (1978-79)
 Highest Scoring Average: 83.0 (2,490, 30 games, 1988-89)
 Lowest Defensive Average: 52.3 (2011-12)
 Highest Winning Margin: 16.4 (1990-91)
 Most Players in Double Digits: 5, Alabama 30T (2/10/13)
 4 (7 times) (Most rec: 2000-01)
 Least Players in Double Digits: 0 (at Georgia, 2/21/13)

Field Goals

Most Field Goals: 1,061 (1990-91)
 Most Field Goal Attempts: 2,092 (1998-99)
 Best Field Goal Percentage: .523 (1,051-2,028, 1990-91)
 Worst Field Goal Percentage: .379 (412-1,087, 1978-79)
 Best Defensive Field Goal Pct.: .367 (628-1711 (2011-12)
 Worst Defensive Field Goal Pct.: .361 (673-1,863, 2012-13)

Free Throws

Most Free Throws: 722 (1981-82)
 Most Free Throw Attempts: 1,000 (1981-82)
 Best Free Throw Pct.: .770 (565-734), (1994-95)
 Worst Free Throw Pct.: .610 (401-657) 2004-05

Three-Point Goals

Most Three-Point Goals: 202 (2000-01)
 Most Three-Point Goal Attempts: 592 (2005-06)
 (Previous: 554, 2003-04)
 Best Three-Point Goal Pct.: .427 (93-218, 1990-91)
 Worst Three-Point Goal Pct.: .118 (2-17, 1986-87)
 Best Defensive Three-Point Pct.: .239 (70-293, 1992-93)
 Worst Defensive Three-Point Pct.: .380 (87-229, 1989-90)

REBOUNDS

Rebounds

Most Rebounds: 1,540 (1981-82)
 Fewest Rebounds: 675 (1978-79)
 Highest Rebound Average: 44.2 (1989-90)
 Lowest Rebound Average: 33.7 (1978-79)
 Highest Reb. Margin: +7.2 (1989-90; 1985-86)
 Lowest Rebound Margin: -7.1 (1979-80)

MISCELLANEOUS

Assists

Most Assists: 694 (1990-91)

Steals, Blocked Shots

Most Steals: 388 (2004-05)
 Most Blocked Shots: 165 (2006-07)


Turnovers

Most Turnovers: 772 (1981-82)
 Fewest Turnovers: 433 (2001-02)
 Most Opponent Turnovers: 751 (1997-98)
 Fewest Opponent Turnovers: 368 (2012-13)

Fouls

Most Personal Fouls: 702 (1981-82)
 Most Opponent Fouls: 914 (1981-82)
 Most Players Fouled Out: 22 (1980-81)
 Most Opponent Players Fouled Out: 47 (1981-82)

THE FACE BEHIND THE RECORD



SHELLY WALLACE

Career Rebounds

Shelly Wallace's career parallels Arkansas' rise to national prominence, leading the Razorbacks to their first NCAA playoff berth and the 1987 Women's NIT title. Wallace made her biggest record impact with rebounding. She is the only Arkansas women's basketball player to go over the 1,000 mark in rebounds and one of only two in Southwest Conference history. However, she was Arkansas' greatest double threat. Wallace was the first -- and only -- player to average in double figures in points and rebounds for a season (16.5 ppg, 11.8 rpg in 1987-88). She also is the only player to score over 40 points, setting the school record with 44, and has the most 30-plus games (seven) of any player. She was also an honorable mention Kodak All-American as a senior, yet another first at Arkansas.

THE FACE BEHIND THE RECORD

DELMONICA DEHORNEY

Career Blocked Shots

While her mark in the career record book is for blocked shots, Delmonica DeHorney was the greatest inside player in Razorback history. She was second only to Bettye Fiscus in points, and she was the first, and to date the only, Razorback to earn Kodak All-America honors. DeHorney also is the most accurate shooter in school history for a season or career. In fact, she set the season shooting record in three of her four years. A back-to-back SWC Player of the Year, she led the SWC in scoring and Arkansas to consecutive league titles. The SWC Newcomer as a freshman, she was the only player in SWC history to earn three league awards. She shattered the previous blocked shot records, and became the career leader after her junior year. In one season, 1989-90, DeHorney had more blocks (83) than all but two players in school history had for their careers. DeHorney went on to play professionally in Japan after completing her four-year career at Arkansas.

Of her 235 career blocks, the three most important in DeHorney's career came in the first half of the Feb. 23, 1990, game at Texas. All three came against UT's star forward Susan Anderson, shutting down the Lady Longhorns' inside game and allowing Arkansas to take a 38-31 halftime lead. UA went on to break UT's 183-game SWC winning streak.



Streaks

Best Start: 15-0 (2007-08) (Previous: 8-0, 1999-2000)
 Best Starts to Second Loss: 15-1 (2007-08)
 (Previous: 15-1, (06-07) 13-1 (95-96); 12-1 (96-97)
 Best Start, SEC Games: 3-0 (2005-06) & 5-1 (2005-06)
 Worst Start: 0-6 (2009-10)
 Consecutive Games Won: 15 (Open 2007-08 season)
 (Prev.: 13, Close of 1998-99 season; opening 1999-'00)
 Consecutive Games Lost: 10 (2006-07 to 2007-08)
 (Previous: 9, 2005-06)
 Consecutive Home Games Won: 23 (1989-1991)
 Consecutive Home Games Lost: 6 (2010-11)
 (Previous: 5, 2006-07)
 Consecutive Road Games Won: 12 (1989-90)
 Consecutive Road Games Lost: 9 (1980-81)
 Consecutive Neutral Games Won: 5 (2007-08)
 (Previous: 4, 1997-98)
 Consecutive SEC Games Won: 8 (2011-12)
 Consecutive SEC Games Lost: 10
 Best Winning Pct. on the Road: .923 (12-1, 1989-90)
 Best Winning Percentage at Home: 1.000
 (14-0, 90-91; 9-0, 82-83; 12-0, 81-82; 6-0, 76-77)

Games

Most Games Played: 36 (1981-82)
 Fewest Games Played: 16 (1976-77)
 Best Winning Percentage: .875 (28-4, 1990-91)
 Worst Winning Percentage: .350 (7-13, 1978-79)
 Most Games Won: 28 (1990-91)
 Fewest Games Won: 7 (1978-79)
 Most Games Lost: 18 (2009-10)
 Fewest Games Lost: 4 (1990-91)
 Most 100-Point Games: 5 (1990-91)
 Most Regular-Season Wins: 24 (1990-91)
 Fewest Regular-Season Losses: 3 (1990-91)
 Longest Season: 138 days (2012-13)
 Earliest Opener: Nov. 9, 2012 (vs. Jacksonville State)
 Latest Game: Mar. 27, 1998 (vs. Tennessee, Final Four)
 March 27, 2011 (vs. Illinois State, WNIT)

RECORDS - CLASS

GAME

Most Points

Freshman: 37, Bettye Fiscus (vs. Ak.-Anch., 2/27/81)
 Sophomore: 40, Shameka Christon (vs. Vanderbilt, 3/2/02)
 Junior: 39, Delmonica DeHorney (vs. Stanford, 3/24/90)
 Senior: 44, Shelly Wallace (vs. Oral Roberts, 12/12/89)

Most Rebounds

Freshman: 18, Bettye Fiscus (vs. Kansas State, 1/2/82)
 Sophomore: 19, Lita Stricklin (vs. NE Okla., 1/20/79)
 Junior: 22, Shelly Wallace (vs. SMU, 2/13/88)
 Senior: 20, Monica Brown (vs. SMU, 1/21/86)

Most Assists

Freshman: 12, Amy Wright (vs. LSU, 2/11/99);
 C'eira Ricketts (at AU, 1/18/09)
 Sophomore: 14, India Lewis (vs. Howard, 2/15/01)
 Junior: 18, Donna Wilson (vs. Houston, 3/2/88)
 Senior: 11, Amy Wright (vs. Kansas St., 3/17/02);
 Tracy Webb (vs. BU, 2/21/87)

Most Steals

Freshman: 7, India Lewis (at Princeton, 11/27/99)
 Sophomore: 12, Amanda Holley (vs. TCU, 1/11/83)
 Junior: 8, Sheree Thompson (vs. Idaho St., 11/26/04)
 Angela Davis (vs. Alabama St., 11/29/91)
 Senior: 10, India Lewis (vs. Tulsa, 12/9/02)

Most Blocked Shots

Freshman: 7, Delmonica DeHorney (vs. TCU, 1/9/88)
 Sophomore: 6, Sarah Watkins (vs. Kentucky, 1/6/11)
 Junior: 9, Robyn Irwin (vs. SW Missouri, 12/19/88)
 Senior: 6, Joy Oakley (vs. Tulsa, 12/5/01);
 Delmonica DeHorney (vs. Houston, 3/7/91);

SEASON

Most Points

Freshman: 655, Bettye Fiscus
 Sophomore: 517, Shameka Christon
 Junior: 581, Delmonica DeHorney
 Senior: 692, Shelly Wallace

Scoring Average

Freshman: 18.7, Bettye Fiscus
 Sophomore: 18.1, Sha Hopson
 Junior: 20.0, Delmonica DeHorney
 Senior: 23.1, Shelly Wallace

Most Rebounds

Freshman: 282, Bettye Fiscus
 Sophomore: 217, Blair Savage
 Junior: 329, Shelly Wallace
 Senior: 381, Shelly Wallace

Three-Point Goals

Freshman: 66, India Lewis
 Sophomore: 104, Wendi Willits
 Junior: 89, India Lewis & Kimberly Wilson
 Senior: 87, Wendi Willits

Rebound Average

Freshman: 8.1, Bettye Fiscus
 Sophomore: 7.3, Bettye Fiscus & Amanda Holley
 Junior: 11.8, Shelly Wallace
 Senior: 12.7, Shelly Wallace

HIGH POINT GAMES

40 POINTS

44, Shelly Wallace, vs. Oral Roberts, 12/12/88 (1)
 40, Shameka Christon, vs. #8 Vanderbilt, 3/2/02 * !

30 POINTS

39, Delmonica DeHorney, vs. #2 Stanford, 3/24/90 \$
 37, Dominique Washington, vs. Ole Miss, 2/22/06 ^ &
 37, Bettye Fiscus, at Alaska-Anchorage, 2/27/82
 36, Shameka Christon, vs. Clemson, 3/15/02
 36, Shannon Jones, vs. Washington St., 12/31/92
 36, Shelly Wallace, vs. SMU, 2/15/89
 35, Wendi Willits, vs. Oklahoma, 3/14/99 @
 35, Shelly Wallace, at SW Missouri, 12/17/88 (1)
 34, Delmonica DeHorney, vs. Texas Tech, 1/6/90
 34, Shelly Wallace, vs. Texas Tech, 3/8/89
 34, Shelly Wallace, at Texas Tech, 2/2/88
 34, Lanell Dawson, vs. TCU, 1/4/86
 33, Shameka Christon, at Ole Miss, 2/29/04
 33, Shameka Christon, vs. #6 LSU, 3/7/03
 33, Wendi Willits, at Georgia, 2/21/99
 33, Christy Smith, vs. Ohio State, 11/19/95
 33, Delmonica DeHorney, vs. Lamar, 3/20/91
 33, Delmonica DeHorney, vs. SW Missouri, 12/19/87
 32, Kimberly Wilson, vs. Pitt, 11/25/94
 32, Delmonica DeHorney, vs. #6 SFA, 3/22/90
 32, Shelly Wallace, vs. Houston, 3/4/89
 32, Shelly Wallace, vs. Texas-San Antonio, 12/3/88
 31, Shameka Christon, at South Carolina, 1/18/04
 31, Shameka Christon, at Alabama, 2/15/04
 31, Christy Smith, vs. Dayton, 1/2/96
 31, Del. DeHorney, vs. #22 Northwestern, 3/16/91
 31, Lisa Martin, vs. #6 Texas, 3/11/89
 31, Bettye Fiscus, vs. Oklahoma City, 3/11/82
 31, Lita Stricklin, vs. Phillips, 2/15/80
 30, Sytia Messer, vs. Memphis, 12/19/97
 30, Kimberly Wilson, vs. LSU, 1/31/96
 30, Christy Smith, vs. Alabama, 3/4/95
 30, Shea Henderson, vs. SMU, 12/21/93
 30, Amber Nicholas, vs. Baylor, 3/6/91
 30, Juliet Jackson, at #6 Georgia, 3/18/90
 30, Lanell Dawson, vs. Providence, 3/20/87
 30, Bettye Fiscus, vs. Delta State, 2/7/83
 30, Bettye Fiscus, vs. New Orleans, 3/13/82
 30, Bettye Fiscus, vs. Wichita State, 2/20/82
 30, Kim Bunge, vs. McNeese, 2/14/81
 30, Lita Stricklin, vs. N' eastern Okla., 2/1/80
 30, Keira Peak, vs. #13 Oklahoma, 11/23/12)


\$ -- Most in NCAA tournament game
 ^ -- Most versus ranked team
 @ -- Most in SEC regular season game

Most Assists

Freshman: 172, Amy Wright
 Sophomore: 208, Calli Berna, 2012-13
 Junior: 198, Amy Wright
 Senior: 205, Amy Wright

Most Steals

Freshman: 89, Christy Smith
 Sophomore: 88, Lita Stricklin
 Junior: 80, Connie Fitzgerald
 Senior: 95, Tracy Webb



Shelly Wallace holds the UA women's scoring record for a game as well as the most entries on the high-point list with seven. Shameka Christon and Delmonica DeHorney are next with six each.

! -- Most in SEC tournament game
 @ -- Most in WNIT/NWIT game
 & -- Most by player off the bench
 (1) -- Most in consecutive games

Most Blocked Shots

Freshman: 55, Amanda Holley
 Sophomore: 58, Sarah Watkins
 Junior: 83, Delmonica DeHorney
 Senior: 70, Delmonica DeHorney

RECORDS - EXHIBITION GAME

Arkansas Team Records


Most Points: 109, vs. Spartak-Moscow (11/7/01); vs. Norrkoping (11/6/99)
Largest Margin: 57, vs. Spartak-Moscow (11/7/01)
Most Rebounds: 67, vs. Spartak-Moscow (11/7/01)
Most Assists: 24, vs. Norrkoping (11/6/99)
Best Field Goal Pct.: .623, vs. Mexico (11/11/86)
Best 3P Pct.: .400, vs. Northwestern State (10/23/09)
Best Free Throw Pct.: .833, vs. Mexico (11/11/86)
Most Steals: 20, vs. Cameron (11/6/05); Rogers State (11/4/12)
Most Turnovers: 31, vs. Australia (11/18/87)
Most Blocks: 7, vs. MSSU (11/4/06); vs. AIA (11/16/91)

Arkansas Individual Records

Most Points: 32, Juliet Jackson, vs. Australia. (11/18/89)
Most Rebounds: 16, Shelly Wallace, vs. Hungary (11/22/88)
Most Assists: 9, Lakishia Harper vs. Premier Players (11/14/02); Amy Wright, vs. Norrkoping (11/6/99)
Best Field Goal Pct.: (Min. 10 att.) .714 (10-14), Kelly Johnson, vs. AIA (11/5/94)
(Min. 5 att.) 1.000 (6-6), Lanell Dawson, vs. Mexico (11/11/86)
Best 3P Pct.: (Min. 10 att.) .600 (6-10) Wendi Willits, vs. Norrkoping (11/6/99)
Best Free Throw Pct. (Min. 4 att.): 1.000 (4-4) Dominique Robinson vs. NW State (10/23/09); (4-4) Erin Gatling, Newman (11/2/11)
.909 (10-11) Lonniya Bragg, vs. Norrkoping (11/6/99)
Most Steals: 7, Brittney Vaughn vs. Missouri Southern (11/4/06) (Previous: 6, Brittney Vaughn vs. Cameron (11/6/05)
Most Turnovers: 9, Blair Savage, vs. Spanish (11/10/90)
Most Blocked Shots: 4, Stephanie Bloomer, vs. AIA (11/16/91)

Opponent Team Records

Most Points: 101, USA National (12/12/95)
Most Rebounds: 51, Athletes in Action (11/16/91)
Most Assists: 27, USA National (12/12/95)
Best Field Goal Pct.: .564, AIA (11/16/91)
Best 3P Pct.: .583, DKSK Miskolc (11/16/94)
Best Free Throw Pct.: .909, Levski Total (11/16/93)
Most Steals: 19, USA National (12/12/95)
Most Turnovers: 40, Cameron (11/6/05)
Most Blocked Shots: 7, Spartak-Moscow (11/10/96)



Stephanie Bloomer

Back in the Day -- Exhibition Games

During the 1980s, teams were allowed to practice away from campus, and Arkansas took full advantage of the rule to play numerous Red-White games across the state. Most of these were played in the former gyms of star Razorbacks, or near home towns of players like Tracy Webb (Batesville) or Bettye Fiscus (Wynne).

The Razorbacks played their first exhibition game in 1984 at the start of the NCAA era against a Korean touring team sponsored by Kolon.

Arkansas stepped up the quality of its exhibition opponent with national teams during the late 1980s, and went on the road to central Arkansas with a pair of games at the former high schools of current Razorbacks. The NCAA changed rules regarding off-campus games in the early 1990s, and all exhibition games returned to Fayetteville.

Twice Arkansas faced Olympic teams. The Razorbacks defeated the Spanish Olympians in 1990, but the most memorable game was against USA Basketball's National Team in 1995. The core of the gold medal 1996 Atlanta Games team thumped the Razorbacks, but it was a once-in-a-lifetime chance to be a part of the special collegiate tour. Among the notables taking the floor were Lisa Leslie, Rebecca Lobo, Sheryl Swoops, Dawn Staley and Jennifer Azzi. It also is the only exhibition game ever played during the regular season -- Dec. 12 -- and made 1995 the only season with three exhibition games.

Until the late 1990s, most of the teams Arkansas faced were high-quality semi-pro teams from around the world, with the exception of the U.S.-based Athletes in Action. AIA made Fayetteville a regular stop on its women's collegiate tour, and the Crusaders remain the team with the most games against Arkansas (8).

The quality of competition from overseas declined at the end of the 1990s, with some teams traveling junior squads filled with high school-aged players. The resulting blowouts, combined with the emergence of regional teams of American former collegians such as Everyone's Internet, saw a decline of the foreign exhibition games that hit bottom with the events of 9/11 in 2001.

However, the greatest change in the exhibition game came in 2004 as the NCAA allowed Division I members to schedule non-Division I college teams as exhibition opponents. While a regular practice during the AIAW era, Arkansas played a non-Division I college with its two exhibition games scheduled for November 2005, taking on nearby Division II members Missouri Southern of Joplin and Cameron University from Lawton, Okla. This marks the first game against a lower division US collegiate team in over two decades (School of the Ozarks on Dec. 11, 2004).

Arkansas has existing series records with the new exhibition opponents, but new games against non-Division I teams will not count against those series marks.

EXHIBITION GAME RESULTS

| DATE | OPPONENT | RESULT |
|---|----------------------------------|------------|
| 11/4/12 | Rogers State | UA 69-40 |
| 11/2/11 | Newman University | UA 63-35 |
| 11/3/10 | Missouri Southern | UA 80-58 |
| 10/23/09 | Northeastern State | UA 55-48 |
| 11/5/09 | Rogers State | UA 74-58 |
| 11/4/08 | Missouri Southern | UA 52-47 |
| 11/4/06 | Missouri Southern | UA 78-48 |
| 11/6/05 | Cameron | UA 81-65 |
| 11/11/05 | Missouri Southern | UA 85-59 |
| 11/5/04 | Everyone's Internet | EV1 80-77 |
| 11/11/04 | Athletes in Action | AIA 62-57 |
| 11/17/03 | Premier Players | PP 86-78 |
| 11/11/03 | Everyone's Internet | UA 70-66 |
| 11/19/02 | Athletes in Action | UA 86-76 |
| 11/14/02 | Premier Players | UA 63-59 |
| 11/11/01 | Athletes in Action | UA 79-74 |
| 11/7/01 | Spartak-Moscow | UA 109-52 |
| 11/14/00 | Athletes in Action | UA 73-50 |
| 11/8/00 | Australian Institute of Sport | UA 94-76 |
| 11/17/99 | Athletes in Action | AIA 65-54 |
| 11/6/99 | Norrkoping (Sweden) | UA 109-69 |
| 11/5/98 | Athletes in Action | UA 82-62 |
| 11/8/98 | Myjava (Slovakia) | UA 87-77 |
| 11/8/97 | Australia-Victoria | UA 84-75 |
| 11/19/97 | Athletes in Action | AIA 70-65 |
| 11/10/96 | Spartak-Moscow | UA 78-55 |
| 12/12/95 | U.S. National Team | USA 101-53 |
| 11/12/95 | Slovak National Team | UA 80-46 |
| 11/5/94 | Athletes in Action | UA 78-72 |
| 11/16/94 | DKSK Miskolc (Hungary) | DKSK 93-88 |
| 11/16/93 | Levski Total (Bulgaria) | UA 83-81 |
| 11/28/92 | Cassovia Kosice (Czechoslovakia) | UA 82-73 |
| 11/10/91 | Auckland (New Zealand)! | UA 81-80 |
| 11/16/91 | Athletes in Action | AIA 71-62 |
| 11/10/90 | Spanish Olympic Team* | SP 62-59 |
| 11/8/89 | Australian National Team* | AUS 78-70 |
| 11/22/88 | Hungarian National Team | UA 83-81 |
| 11/18/87 | Australian National Team | AUS 82-56 |
| 11/11/86 | Mexican National Team | UA 101-68 |
| 11/6/84 | Kolon (Korea) | UA 86-69 |
| ! // Benton, Ark. * -- Bryant, Ark. | | |

Versus Opponents

| | |
|------------------------|------------------------|
| All Exhibition Games | UA leads 29-11 |
| Other NCAA Teams | UA leads 9-0 |
| National Teams | Nationals lead 4-3 |
| Foreign Club Teams | UA leads 8-1 |
| Athletes in Action | UA leads 5-3 |
| Australian Teams | Tied at 2-2 |
| Slovak Teams | UA leads 2-0 |
| Hungarian Teams | Tied at 1-1 |
| European Teams | UA leads 9-1 |
| Pacific Rim Teams | UA leads 4-2 |
| All U.S. Teams | UA leads 11-6 |
| Longest Winning Streak | 9 games (2005-present) |

RECORDS - NCAA TOURNAMENT

INDIVIDUAL-GAME

Most Points Scored: 39, Delmonica DeHorney (at Stanford, 3/24/90)
 Most Field Goals: 14, Delmonica DeHorney (vs. Lamar, 3/21/91); (vs. SFA, 3/22/90)
 Best Field Goal Pct.: 1.000, (6-6) Delmonica DeHorney (at Georgia, 3/18/90)
 Most Free Throws: 11, Delmonica DeHorney (vs. Northwestern, 3/16/91)
 Best Free Throw Pct. (min. 10 made): 1.000, (11-11) Delmonica DeHorney (vs. N'Western, 3/16/91)
 Most Three-Point Goals: 6, Wendi Willits (vs. Harvard, 3/16/98)
 Best Three-Point Pct.: (Min. 5 made) .750 (6-8), Wendi Willits (vs. Harvard, 3/16/98)
 Most Rebounds: 14, Lonniya Bragg (vs. Baylor, 3/17/01)
 Most Assists: 13, Amber Nicholas (at Stanford, 3/24/90)
 Most Steals: 5, Celia Anderson (vs. Baylor, 3/17/01)
 Most Blocked Shots: 8, Delmonica DeHorney (vs. Northwestern, 3/16/91)

TEAM-GAME

Most Points Scored: 105, vs. Northwestern (3/16/91)
 Least Points Scored: 50, at Washington (3/18/95)
 Most Points Allowed: 114, at Stanford (3/24/90)
 Least Points Allowed: 54, at Washington (3/18/95)
 Largest Margin of Victory: 37, vs. Northwestern (3/16/91)
 Largest Margin of Defeat: 28, vs. Tennessee (3/27/98); at Purdue (3/15/89)
 Most Field Goals: 43, vs. Northwestern (3/16/91)
 Most Field Goal Att.: 76, vs. Northwestern (3/16/91)
 Best Field Goal Pct.: .610, vs. S.F. Austin (3/22/90)
 Worst Field Goal Pct.: .305, vs. Tennessee (3/27/98)
 Best Opponent FG Pct.: .597, at Lamar (3/21/90)
 Worst Opponent FG Pct.: .350, vs. Baylor (3/17/01)
 Most Free Throws: 19, vs. Kansas (3/21/98)
 Most Free Throw Attempts: 27, at Stanford (3/24/90)
 Best Free Throw Pct.: .846, vs. S. F. Austin (3/22/90)
 Worst Free Throw Pct.: .273, at Stanford (3/24/90)
 Most Three-Point Goals: 10, vs. Harvard (3/16/98)
 Most Three-Point Attempts: 20, vs. Harvard (3/16/98)
 Best Three-Point Pct.: .667, vs. S. F. Austin (3/22/90)
 Worst Three-Goal Pct.: .167, vs. USF (3/16/95)
 Best Opponent 3G Pct.: .667, at Stanford (3/24/90)
 Worst Opponent 3G Pct.: .091, vs. Duke (3/23/98)
 Most Rebounds: 47, vs. Dayton (3/18/2012)
 Fewest Rebounds: 27, vs. Kansas (3/21/98)
 Most Opponent Rebounds: 48, vs. Tennessee (3/27/98)
 Least Opponent Rebounds: 28, at Missouri (3/12/86); vs. SFA (3/22/90)
 Highest Rebound Margin: +11 vs. Northwestern (3/15/91)
 Lowest Rebound Margin: -13, at Purdue (3/15/89)
 Most Assists: 29, vs. Stephen F. Austin (3/22/90)
 Most Turnovers: 28, vs. Tennessee (3/27/98)
 Least Turnovers: 7, at Cincinnati (3/23/03)
 Most Opponent Turnovers: 27, vs. Northwestern (3/16/91)
 Least Opponent Turnovers: 9, at Stanford (3/24/90)
 Most Steals: 14, vs. Baylor (3/17/01)
 Most Blocked Shots: 9, vs. UCLA (3/14/90)



Quistelle Williams led Arkansas in scoring against Dayton and Texas A&M in 2012.



Ashley Daniels at the tip of the second round game at Texas A&M in 2012.

NCAA TOURNAMENT RESULTS 2012

Sixth Seed, College Station Region

| DATE | OPPONENT | RESULT | SITE | ROUND |
|----------------|-----------|--------|------------------------|--------|
| March 17, 2012 | Dayton | 72-55 | College Station, Texas | First |
| March 18, 2012 | Texas A&M | 59-61 | College Station, Texas | Second |

2003

Seventh Seed, West Region

| DATE | OPPONENT | RESULT | SITE | ROUND |
|----------------|---------------|--------|----------------|--------|
| March 23, 2003 | at Cincinnati | 71-57 | Cincinnati, OH | First |
| March 25, 2003 | #5 Texas | 67-50 | Cincinnati, OH | Second |

2002

Sixth Seed, Midwest Region

| DATE | OPPONENT | RESULT | SITE | ROUND |
|----------------|---------------------|--------|---------------|--------|
| March 15, 2002 | Clemson | 78-68 | Manhattan, KS | First |
| March 17, 2002 | at #11 Kansas State | 62-82 | Manhattan, KS | Second |

2001

Ninth Seed, West Region

| DATE | OPPONENT | RESULT | SITE | ROUND |
|----------------|------------|--------|------------|--------|
| March 17, 2001 | #24 Baylor | 68-59 | Durham, NC | First |
| March 19, 2001 | at #5 Duke | 54-75 | Durham, NC | Second |

1998

Ninth Seed, West Region

| DATE | OPPONENT | RESULT | SITE | ROUND |
|----------------|--------------|--------|---------------|------------|
| March 14, 1998 | #20 Hawai'i | 76-70 | Palo Alto, CA | First |
| March 16, 1998 | Harvard | 82-64 | Palo Alto, CA | Second |
| March 21, 1998 | Kansas | 79-63 | Oakland, CA | Regional |
| March 23, 1998 | #8 Duke | 77-72 | Oakland, CA | Finals |
| March 27, 1998 | #1 Tennessee | 58-86 | Final Four | Semifinals |

1995

Sixth Seed, Midwest Region

| DATE | OPPONENT | RESULT | SITE | ROUND |
|----------------|-------------------|--------|-------------|--------|
| March 16, 1995 | San Francisco | 67-58 | Seattle, WA | First |
| March 18, 1995 | at #14 Washington | 50-54 | Seattle, WA | Second |

1991

Third Seed, Midwest Region

| DATE | OPPONENT | RESULT | SITE | ROUND |
|-----------------|------------------|--------|------------------|----------|
| First Round Bye | | | | |
| March 16, 1991 | #22 Northwestern | 105-68 | Fayetteville, AR | Second |
| March 21, 1991 | #24 Lamar | 75-91 | Austin, TX | Regional |

1990

Seventh Seed, West Region

| DATE | OPPONENT | RESULT | SITE | ROUND |
|----------------|----------------|--------|------------------|----------|
| March 14, 1990 | UCLA (OT) | 90-80 | Fayetteville, AR | First |
| March 18, 1990 | at #7 Georgia | 87-81 | Athens, GA | Second |
| March 22, 1990 | #6 SF Austin | 87-82 | Palo Alto, CA | Regional |
| March 24, 1990 | at #2 Stanford | 87-114 | Palo Alto, CA | Finals |

1989

12th Seed, Midwest Region

| DATE | OPPONENT | RESULT | SITE | ROUND |
|----------------|--------------|--------|------------------|-------|
| March 15, 1989 | at #5 Purdue | 63-91 | W. Lafayette, IN | First |

1986

Eighth Seed, Midwest Region

| DATE | OPPONENT | RESULT | SITE | ROUND |
|----------------|-------------|--------|--------------|-------|
| March 12, 1986 | at Missouri | 65-66 | Columbia, MO | First |

RECORDS - WNIT TOURNAMENT

Individual-Game

Most Points Scored: 35, Wendi Willits (vs. Oklahoma, 3/14/99)
 Most Field Goals: 12, Sarah Pfeifer (vs. Ark. St., 3/21/05); 12, Wendi Willits (vs. Oklahoma, 3/14/99)
 Best Field Goal Pct. [10 min.]: .692 (9-13), Lonniya Bragg (vs. Drake, 3/20/99)
 1.000 (9-9), Lonniya Bragg (vs. Georgia Tech, 3/21/00)
 Most Free Throws: 8, Sytia Messer (vs. Okla., 3/14/99), Whitney Jones (vs. Okla. State, 3/23/09)
 Best Free Throw Pct.: [5 min.]: .889 (8-9), Wendi Willits (vs. Missouri, 3/18/00)
 Most Three-Point Goals: 7, Wendi Willits (vs. Oklahoma, 3/14/99)
 Best 3PT Pct.: [5 min.]: .500 (3-6), India Lewis (vs. Georgia Tech, 3/21/00 & vs. Missouri, 3/18/00)
 Most Rebounds: 14, Sarah Watkins (vs. Lamar, 3-17-11)
 Most Assists: 11, Amy Wright (vs. Northwestern St., 3/12/99)
 Most Steals: 5, Whitney Jones (vs. Okla. State, 3/23/09), Chrisstasia Walter (at ORU, 3/23/11);
 Dominique Wilson (vs. Tulane, 3/24/13)
 Most Blocked Shots: 4, Sarah Watkins (vs. Lamar, 3-17-11)

Team-Game

Most Points Scored: 97, vs. Missouri (3/18/00)
 Least Points Scored: 48, vs. Tulane (3/24/13)
 Most Points Allowed: 98, at Ark. St. (3/21/05)
 Least Points Allowed: 48, vs. UNLV (3/18/05)
 Largest Margin of Victory: +26 (91-65) vs. Lamar (3/17/11)
 Largest Margin of Defeat: -21 (62-83), vs. Florida (3/25/99)
 Most Field Goals: 35 vs. Lamar (3/17/11)
 Most Field Goal Att.: 75, at Ark. St. (3/21/05)
 Best Field Goal Pct.: .538 (28-52), vs. Georgia Tech (3/21/00)
 Worst Field Goal Pct.: .286 (16-56), vs. Tulane (3/24/13)
 Best Opponent FG Pct.: .567 (34-60), vs. Florida (3/25/00)
 Worst Opponent FG Pct.: .339 (20-59), vs. UNLV (3/18/05)
 Most Free Throws: 23, vs. Oklahoma (3/14/99)
 Most Free Throw Attempts: 42, vs. Oklahoma (3/14/99)
 Best Free Throw Pct.: .783 (18-23) vs. Georgia Tech (3/21/00)
 Worst Free Throw Pct.: .538 (14-26), vs. Tulane (3/24/13)
 Most Three-Point Goals: 8, vs. Oklahoma (3/14/99); vs. Lamar (3/17/11)
 Most Three-Point Attempts: 28, vs. Lamar (3/17/11)
 Best Three-Point Pct.: .500 (13-26), vs. Lamar (3/17/11)
 Worst Three-Goal Pct.: .143 (1-7), vs. UNLV (3/18/05)
 Best Opponent 3G Pct.: .500 (7-14), vs. Florida (3/25/00)
 Worst Opponent 3G Pct.: .083 (1-12), vs. UNLV (3/18/05)
 Most Rebounds: 59, vs. Lamar (3/17/11)
 Fewest Rebounds: 29, vs. GTU (3/21/00); vs. Florida (3/25/00)
 Most Opponent Rebounds: 46, vs. Wisconsin (3/23/99); vs. Missouri (3/18/00)
 Least Opponent Rebounds: 22, at ORU (3/23/11)
 Highest Rebound Margin: +23, Lamar (3/17/11)
 Lowest Rebound Margin: -15, vs. Wisconsin (3/23/99)
 Most Assists: 23, Lamar (3/17/11)
 Most Turnovers: 24, vs. Georgia Tech (3/21/00)
 Least Turnovers: 10, at Kansas (3/26/09), 10, at Mo. State (3/20/11)
 Most Opponent Turnovers: 32, vs. Drake (3/20/99)
 Lowest Opponent Turnovers: 12, Lamar (3/17/11)
 Highest Turnover Margin: +16, vs. Drake (3/20/99)
 Lowest Turnover Margin: -1, vs. Georgia Tech (3/21/00), vs. Lamar (3/17/11)
 Most Steals: 16, vs. Okla. State (3/23/09)
 Most Blocked Shots: 9, Lamar (3/17/11)
 Most Fouls: 32, at Ark. St. (3/21/05)

All Postseason Tournaments

NCAA Tournaments: 9 appearances, 12-9
 WNIT Tournament: 6 appearances, 12-4
 NWIT Tournament: 2 appearances, 4-2
 AIAW Tournament: 3 appearances, 2-4

By the Round

First Round: 15-4 (NCAA: 6-2; WNIT: 6-0; NWIT: 2-0; AIAW: 1-2)
 Second Round: 7-9 (NCAA: 3-4; WNIT: 3-3; NWIT: 1-1; AIAW: 0-1)
 Third Round: 7-2 (NCAA: 2-1; WNIT: 3-0; NWIT: 1-1; AIAW: 1-0)
 Fourth Round: 2-3 (NCAA: 1-1; WNIT: 1-1; AIAW: 0-1)
 Fifth Round: 1-1 (NCAA: 0-1; WNIT: 1-0)
 Consecutive Wins in Opening Game: 12 (11 first rounds plus second round in 1991)
 (Last opening round loss: March 15, 1989, at Purdue, NCAA first round)



Kamara Stancle and the 1999 WNIT trophy



1987 NWIT Champs

WNIT RESULTS

2013 (Expanded to 64 teams in 2010)

| DATE | OPPONENT | RESULT | SITE | ROUND |
|----------------|----------|--------|------------------|--------|
| March 21, 2013 | Memphis | 67-47 | Fayetteville, AR | First |
| March 24, 2013 | Tulane | 48-60 | Fayetteville, AR | Second |

2011 (Expanded to 64 teams in 2010)

| DATE | OPPONENT | RESULT | SITE | ROUND |
|----------------|----------------|--------|------------------|----------|
| March 17, 2011 | Lamar | 91-65 | Fayetteville, AR | First |
| March 20, 2011 | Missouri State | 65-64 | Springfield, MO | Second |
| March 23, 2011 | Oral Roberts | 78-59 | Tulsa, OK | Third |
| March 27, 2011 | Illinois State | 49-60 | Normal, IL | Quarters |

2009

| DATE | OPPONENT | RESULT | SITE | ROUND |
|----------------|----------------|------------|------------------|---------|
| March 23, 2009 | Oklahoma State | 61-60 (OT) | Fayetteville, AR | Second* |
| March 26, 2009 | Kansas | 59-75 | Lawrence, KS | Third |

*Arkansas had a bye in the first round

2005

| DATE | OPPONENT | RESULT | SITE | ROUND |
|----------------|----------|--------|------------------|--------|
| March 18, 2005 | UNLV | 61-48 | Fayetteville, AR | First |
| March 21, 2005 | Ark. St. | 84-98 | Jonesboro, AR | Second |

2000

| DATE | OPPONENT | RESULT | SITE | ROUND |
|----------------|---------------|------------|------------------|----------|
| March 15, 2000 | Wichita State | 83-63 | Fayetteville, AR | First |
| March 18, 2000 | Missouri | 89-88 (OT) | Fayetteville, AR | Second |
| March 21, 2000 | Georgia Tech | 78-67 | Fayetteville, AR | Quarters |
| March 25, 2000 | Florida | 62-83 | Fayetteville, AR | Semis |

1999 -- WNIT CHAMPION

| DATE | OPPONENT | RESULT | SITE | ROUND |
|----------------|------------------|------------|------------------|----------|
| March 12, 1999 | Northwestern St. | 78-60 | Fayetteville, AR | First |
| March 14, 1999 | Oklahoma | 97-93 (OT) | Fayetteville, AR | Second |
| March 17, 1999 | Rice | 76-70 | Fayetteville, AR | Quarters |
| March 20, 1999 | Drake | 80-54 | Fayetteville, AR | Semis |
| March 23, 1999 | Wisconsin | 67-64 | Fayetteville, AR | Finals |

NWIT

All games played at the Amarillo Civic Center, Amarillo, Texas

1996

| DATE | OPPONENT | RESULT | SITE | ROUND |
|----------------|-----------|--------|-----------------|-------------|
| March 21, 1996 | Princeton | 83-51 | Amarillo, Texas | First Rnd |
| March 22, 1996 | Arizona | 77-80 | Amarillo, Texas | Semifinals |
| March 23, 1996 | LSU | 63-91 | Amarillo, Texas | Third Place |

1987 -- NWIT CHAMPION

| DATE | OPPONENT | RESULT | SITE | ROUND |
|----------------|------------|--------|-----------------|--------------|
| March 19, 1987 | Montana | 82-74 | Amarillo, Texas | First Rnd |
| March 20, 1987 | Providence | 101-91 | Amarillo, Texas | Semifinals |
| March 21, 1987 | California | 112-80 | Amarillo, Texas | Championship |

AIAW

1982 -- AIAW SWEET 16

| DATE | OPPONENT | RESULT | SITE | ROUND |
|----------------|---------------|--------|--------------|-------------------|
| March 11, 1982 | Okla. City | 78-67 | Lubbock, TX | SW Regional |
| March 12, 1982 | Wayland Bapt. | 57-61 | Lubbock, TX | SW Regional |
| March 13, 1982 | New Orleans | 76-74 | Lubbock, TX | SW Regional |
| March 21, 1982 | California | 62-66 | Berkeley, CA | Western Sectional |

1981

| DATE | OPPONENT | RESULT | SITE | ROUND |
|----------------|--------------|--------|-----------|-------------|
| March 14, 1981 | Oral Roberts | 57-59 | Tulsa, OK | SW Regional |

1980

| DATE | OPPONENT | RESULT | SITE | ROUND |
|---------------|------------|--------|-----------------|-------------|
| March 6, 1980 | Texas Tech | 46-74 | Baton Rouge, LA | SW Regional |



RECORDS - BUD WALTON ARENA

BUD WALTON ARENA

The Basketball Showcase of Mid-America

At \$35 million, Bud Walton Arena was the basketball palace of mid-America in 1993, but in 2008-09 Walton Arena underwent a multi-million dollar renovation of the lower seating area. Along with new reserved seats and floor logos, ribbon boards on the upper concourse and a new message board scorers table help to keep the arena the finest in the Southeastern Conference.

Designed to replicate the intimate and intimidating atmosphere of Barnhill Arena, but accommodate the overwhelming demand for basketball tickets at Arkansas, the result was a fan-friendly 19,200-seat arena whose acoustics focus the roar of the Razorback fans to the floor. Among the other features are over 40 private skyboxes, a lower-level capacity of 12,250 and the furthest seat closer in Walton than the worst seat in 9,000-seat Barnhill.

Arkansas hosted the 1994 NCAA Midwest Regional during Walton Arena's inaugural season. In 1995, the Razorback women's basketball team hosted all four rounds of the Preseason Women's NIT – thanks in large part to the excellent accommodations provided by Bud Walton Arena. It all paled in comparison to the 1999 Women's NIT as Arkansas hosted all five rounds of the postseason event, including an all-time UA and then WNIT record 14,163 fans for the championship game versus Wisconsin. The 1999 WNIT semifinals and finals alone saw over 23,000 fans attend the two games, helping the Razorbacks to a new all-time attendance record of 77,001 total fans. Arkansas also hosted four rounds of the 2000 WNIT at Walton.



A season-best 6,149 fans came out to Bud Walton Arena Jan. 30, 2011, to watch the Razorbacks take on No. 5 Tennessee.

ARKANSAS HOME GAME STREAKS

Longest Winning Streak: (20 or more games)
 23 games (Feb. 3, 1990 to Dec. 19, 1991)
 21 games (1981 to 1984)
 Longest Losing Streak: 6 games (2009-10)

HOME GAME RECORDS VERSUS

(Records since NCAA membership, 1982-83 season)

Unranked Teams: 292-35
 Cons. Wins vs. Unranked Teams: 30 (1982-85)
 Current Streak: 10 (thru 2013)
 Ranked Teams: 31-61
 Last Five Years: 5-14
 Cons. Wins vs. Ranked Teams: 3 (1990-91; 1995-96; 2001-02)
 Non-Conference Teams: 188-14
 Non-Conference Teams, Last 5 Years: 74-8
 Cons. Wins vs. Non-Conference Teams:
 26 games (12/7/01 to 12/21/09)
 Previous: 19 (1983-1988)
 [Current: 34 thru 2013]
 Unranked, Non-Conference Teams: 176-9

RAZORBACKS IN FAYETTEVILLE

| | |
|----------|--------|
| 1976-77 | 6-0 |
| 1977-78 | 8-1 |
| 1978-79 | 4-3 |
| 1979-80 | 7-3 |
| 1980-81 | 7-6 |
| 1981-82 | 12-0 |
| 1982-83 | 9-0 |
| 1983-84 | 11-2 |
| 1984-85 | 12-2 |
| 1985-86 | 11-1 |
| 1986-87 | 10-1 |
| 1987-88 | 9-4 |
| 1988-89 | 9-2 |
| 1989-90 | 11-3 |
| 1990-91 | 14-0 |
| 1991-92 | 9-3 |
| 1992-93 | 10-4 |
| Barnhill | 159-35 |

< BARNHILL

BUD WALTON >

| | |
|------------|---------|
| 1993-94 | 9-4 |
| 1994-95 | 10-2 |
| 1995-96 | 14-4 |
| 1996-97 | 12-3 |
| 1997-98 | 10-3 |
| 1998-99 | 15-4 |
| 1999-2000 | 12-5 |
| 2000-01 | 9-3 |
| 2001-02 | 12-2 |
| 2002-03 | 12-2 |
| 2003-04 | 7-4 |
| 2004-05 | 10-4 |
| 2005-06 | 9-4 |
| 2006-07 | 7-6 |
| 2007-08 | 10-6 |
| 2008-09 | 12-5 |
| 2009-10 | 5-7 |
| 2010-11 | 12-6 |
| 2011-12 | 14-2 |
| 2012-13 | 12-6 |
| Bud Walton | 213-82 |
| TOTAL | 372-117 |

SEASON AVERAGES

| SEASON | AVG. | SEC ONLY | GAMES | ATT. | RANK |
|-----------|-------|----------|-------|----------|------|
| 2012-13 | 2,189 | 2,258 | 18 | 34,794 | N/A |
| 2011-12 | 2,127 | 2,572 | 16 | 34,035 | N/A |
| 2010-11 | 1,886 | 2,293 | 18 | 33,944 | N/A |
| 2009-10 | 1,901 | 2,041 | 12 | 22,808 | 79th |
| 2008-09 | 1,793 | 2,469 | 17 | 30,484 | N/A |
| 2007-08 | 2,426 | 2,945 | 16 | 38,809 | N/A |
| 2006-07 | 2,395 | 2,893 | 13 | 31,135 | N/A |
| 2005-06 | 2,419 | 3,015 | 13 | 31,442 | 47th |
| 2004-05 | 2,775 | 3,664 | 14 | 38,816 | 42nd |
| 2003-04 | 3,523 | 4,268 | 11 | 38,752 | 29th |
| 2002-03 | 4,676 | 6,019 | 14 | 70,133 | 19th |
| 2001-02 | 3,378 | 4,318 | 14 | 47,292 | 23rd |
| 2000-01 | 3,247 | 3,878 | 12 | 41,281 | 31st |
| 1999-2000 | 3,714 | 4,301 | 17 | 63,144 | 21st |
| 1998-99 | 4,053 | 4,230 | 19 | 77,001 | 20th |
| 1997-98 | 5,061 | 6,476 | 13 | 65,796 | 12th |
| 1996-97 | 3,852 | 5,896 | 15 | 57,778 | 18th |
| 1995-96 | 4,174 | 4,532 | 16* | 66,780 | 17th |
| 1994-95 | 5,094 | 7,311 | 12 | 61,125 | 11th |
| 1993-94 | 3,806 | 3,886 | 13 | 49,482 | 18th |
| 1992-93 | 2,508 | 3,892 | 14 | 35,106 | 22nd |
| 1991-92 | 2,897 | 3,692 | 12 | 34,763 | 14th |
| 1990-91 | 2,964 | | 14 | 41,496 | 12th |
| 1989-90 | 1,754 | | 14 | 24,556 | 17th |
| 1988-89 | 917 | | 11 | 10,094 | |
| 1987-88 | 620 | | 14 | 8,683 | |
| 1986-87 | 885 | | 11 | 9,736 | |
| 1985-86 | 701 | | 11 | 7,006 | |
| 1984-85 | 771 | | 14 | 10,025** | |
| 1983-84 | 1,076 | | 13 | 13,989** | |
| 1982-83 | 557 | | 9 | 5,015** | |
| 1981-82 | 366 | | 12 | 4,401** | |

** - Attendance records prior to 1985 are incomplete

* - Double-headers not included Rank in Division I

RECORDS - BUD WALTON ARENA

Women's Individual Game Records for Bud Walton Arena

| | |
|-----------------------------|---|
| Points: | 40 by Phylesa Whaley, Oklahoma vs. Arkansas, 3/14/99 |
| Field Goals: | 14 by Jillian Robbins, Tulsa vs. Arkansas, 12/2/05 |
| Field Goal Attempts: | 24 by four athletes. Most recent: Alesha Causey, Alcorn St. vs. Arkansas, 12/31/96 |
| Three Point Goals: | 8 by Brittney Ezell, Alabama, vs. Arkansas, 1/11/98; 8 by Wendi Willits, Arkansas vs. ORU, 11/28/98 8 by Lyndsay Harris, Arkansas vs. Georgia, 1/13/11 |
| Three Point Attempts: | 17 by Brittney Ezell, Alabama, vs. Arkansas, 1/11/98 |
| Free Throws: | 19 by Dena Head, DKS K Miskolc vs. Arkansas, 11/16/94 |
| Free Throw Attempts: | 24 by Dena Head, DKS K Miskolc vs. Arkansas, 11/16/94 |
| Free Throw % (Min. 8 att.): | 1.000 (8-8) by Ayana Brereton, Arkansas vs. Alabama, 2/22/09 (most recent) |
| Total Rebounds: | 22 by Jillian Robbins, Tulsa vs. Arkansas, 12/2/05 |
| Offensive Rebounds: | 8 by Yolanda Dickson, Arkansas vs. Texas-Pan American, 2/15/94 |
| Defensive Rebounds: | 14 by Donna White, Mississippi Valley State, vs. Northwestern State (La.), 12/17/93 |
| Assists: | 14 by India Lewis, Arkansas vs. Howard, 2/15/01 |
| Turnovers: | 11 by Karey Faubion, TCU vs. Arkansas, 2/1/95; Le'Della English, UNO vs. Arkansas, 12/21/05 |
| Steals: | 8 by Brittney Vaughn, Arkansas, vs. Bama, 1/18/07; Kristin Moore, Arkansas vs. WKU, 12/28/04 |
| Blocks: | 7 by Lauren Ervin, Arkansas vs. La-Monroe, 11/13/06 |

Bud Walton Arena Women's Team Records

| ARKANSAS RAZORBACKS | | | | OPPONENTS | | | |
|---------------------|------|---|--|---|--|--|--|
| Points 1st Half: | High | 60 vs. Norrkopping (1/16/99) | | 54 by Illinois (1/8/97) | | | |
| | Low | 11 vs. Tennessee (1/8/12) | | 12 by Missouri (2/17/13) | | | |
| Points 2nd Half: | High | 61 vs TCU (2/1/95) | | 64 by #13 Georgia (2/23/06) | | | |
| | Low | 15 vs #22 Auburn (1/25/04) | | 12 by South Alabama (11/20/98) | | | |
| Total Points: | High | 110 vs Providence (11/16/98) | | 100 by Illinois (1/8/97) | | | |
| | Low | 38 vs. Tennessee (1/8/12) | | 34 by Texas-Arlington (11/16/11) | | | |
| Field Goals Made: | High | 42 vs La.-Monroe (11/17/01) | | 36 by Illinois (1/8/97) | | | |
| | Low | 10 vs. Tennessee (1/8/12) | | 11 by St. Louis (12/18/96); ULM (11/17/01) | | | |
| | | | | 11 by ORU (12/10/11) | | | |
| Field Goals Att: | High | 102 vs Spartak (11/7/01) | | 81 by #17 Auburn (2/20/96) | | | |
| | Low | 46 vs Ole Miss (1/1/04) | | 31 by LSU (2/16/12) | | | |
| FG Percentage: | High | .618 vs La.-Monroe (11/17/01) | | .644 by Missouri (12/30/97) | | | |
| | Low | .182 (10-55) vs. Tennessee (1/8/12) | | .234 (18-77) by Morgan State (12/19/11) | | | |
| 3-Pt Field Goals: | High | 15 vs Providence (11/16/99) | | 13 vs. Florida (3/19/09) | | | |
| | Low | 0 vs St. Mary's (12/2/94) | | 0 by several (most rec., SIUE 3/14/13) | | | |
| 3-Pt FG Attempted: | High | 32 vs #2 Tennessee (2/26/04) | | 31 by #16 Georgia (2/8/04) | | | |
| | Low | 1 vs St. Mary's (12/2/94) | | 1 by LSU (2/7/94) | | | |
| 3-Pt FG Percentage: | High | .875 vs Vanderbilt (1/23/00) | | .643 by #2 Tennessee (2/26/04) | | | |
| | Low | .000 vs St. Mary's (12/2/94) | | .000 by several (most rec., LSU, 1/8/09) | | | |
| Free Throws: | High | 33 vs Ohio St. (11/19/95) | | 25 by five (most rec., #3 LSU, 2/19/06) | | | |
| | Low | 2 vs #22 Auburn (1/25/04); #20 Vandy (1/8/06) | | 2 by Miss Valley (2/13/02); 2 by #19 Kansas (12/6/12) | | | |
| | | 2 vs. MVSU (12/5/08), 2 at KSU (12/6/08) | | | | | |
| | | 2 vs. Tennessee (2/24/13) | | | | | |
| Free Throws Att.: | High | 43 vs. Miss Valley (2/13/02) | | 38 by #2 Tenn. (2/7/95) | | | |
| | Low | 5 vs #22 Auburn (1/25/04) | | 3 by Alcorn (12/31/96); #19 Kansas (12/6/12) | | | |
| Free Throw Pct.: | High | 1.000 vs #24 Florida (1/16/06) | | 1.000 by UK (6-6) (2/4/95); UL [9-9] (11/21/99) | | | |
| | Low | .222 (2-9) vs. MVSU (12/5/08) | | .143 by Florida A&M (11/24/95) | | | |
| Offensive Rebounds: | High | 28 vs UTPA (2/15/94) | | 31 by #2 Tennessee (12/17/98) | | | |
| | Low | 5 vs Miss. St. (2/26/95) | | 4 by #14 LSU (2/11/01); Memphis (12/1/01) | | | |
| Defensive Rebounds: | High | 34 vs Howard (2/15/01); UNO (12/17/93) | | 40 by #2 Tennessee (2/26/04) | | | |
| | Low | 8 vs. Georgia (2/20/98) | | 9 by Kentucky (1/16/00) | | | |
| Total Rebounds: | High | 67 vs Spartak (11/7/01) | | 61 by Tulsa (12/2/05) | | | |
| | Low | 21 vs. LSU (2/16/12) | | 22 by Kentucky (1/16/00) | | | |
| Assists: | High | 29 vs Providence (11/16/98); ULM (11/17/01) | | 29 by Northwestern St. (11/15/95) | | | |
| | Low | 4 vs. LSU (1/8/09) | | 4 by La-Monroe (11/17/01) | | | |
| Blocked Shots: | High | 11 vs USC (2/8/07), Ole Miss (2/4/07) | | 10 by #6 Florida (2/8/01) | | | |
| | Low | 0 at Georgia (2/8/09) | | NA | | | |
| Steals: | High | 28 vs Western Ky. (11/28/04) | | 20 by Northwestern St. (11/15/95) | | | |
| | Low | 2 vs. Ole Miss (3/15/09) | | 0 by #6 Tennessee (12/29/96); Utah (11/20/11) | | | |
| Turnovers: | High | 27, four times (McNeese, 12/30/04) | | 45 by Alabama State (11/19/04) | | | |
| | Low | 4 vs. Utah (11/20/11) | | 3 by Western Michigan (12/9/01) | | | |
| Personal Fouls: | High | 29 vs La-Monroe (11/17/01) | | 34 by Oklahoma (WNIT) (3/14/99) | | | |
| | Low | 8 vs LSU (1/6/98) | | 8 by SUIE (3/14/13) | | | |

LANDMARK FAYETTEVILLE GAMES

| FRANKLIN STATE ALL TIME | | | | FRANKLIN STATE ALL TIME | | | |
|-------------------------|----------------|--------------|-----------|---|---------------|--------------|-----------|
| DATE | | OPPONENT | RESULT | DATE | | OPPONENT | RESULT |
| 1st Game | Dec. 11, 1976 | John Brown | UA 75-67 | 350th Game | Feb. 8, 2004 | Georgia | UA 71-63 |
| 50th Game | Jan. 2, 1982 | Kansas State | UA 68-53 | 400th Game | Dec. 29, 2008 | Western Ill. | UA 70-53 |
| 100th Game | Jan. 14, 1986 | Houston | UA 66-60 | 1st Win | Dec. 11, 1976 | John Brown | UA 75-67 |
| 150th Game | Feb. 7, 1989 | Texas | UT 67-87 | 50th Win | Feb. 5, 1983 | Middle Tenn. | UA 73-72 |
| 175th Game | Jan. 9, 1992 | Colorado | UA 65-51 | 100th Win | Dec. 19, 1987 | SW Missouri | UA 85-71 |
| 194th Game | Mar. 1, 1993 | Oral Roberts | UA 96-60* | 150th Win | Dec. 4, 1992 | North Texas | UA 105-58 |
| 195th Game | Dec. 8, 1993 | DePaul | UA 80-68! | 200th Win | Dec. 31, 1996 | Alcorn St. | UA 90-56 |
| 200th Game | Jan. 19, 1994 | Tulane | UA 71-59 | 250th Win | Feb. 24, 2001 | Ole Miss | UA 82-64 |
| 250th Game | Feb. 10, 1997 | Wofford | UA 76-39 | 300th Win | Jan. 26, 2006 | #24 Florida | UA 69-63 |
| 300th Game | March 21, 2000 | Ga. Tech | UA 78-67 | *Last women's game in Barnhill Arena; †First women's game in Bud Walton Arena | | | |

TOP HOME CROWDS

(DH games are not included -- Walton games in Bold)

- 14,163 Wisconsin 3/23/99 (UA 67-64)
(WNIT Championship; Est. new WNIT all-game mark)
- 11,486 LSU 1/19/03 (UA 78-72)
(Arkansas upsets #2 in front of top regular-season crowd)
- 11,410 Auburn 2/8/98 (UA 71-63)
(Women in Sport Day draws record crowd on TV)
- 11,014 Tennessee 1/30/03 (UT 92-79)
(#4 holds off furious UA comeback; w/LSU first b-2-b 10K)
- 9,041 Drake 3/20/99 (UA 80-56)
(WNIT semifinals; turnout lands UA championship)
- 8,506 Vanderbilt 2/19/95 (UA 73-71)
(Johnson with 2.2 in OT for win, VU #8)
- 8,461 SW Missouri 12/29/93 (UA 69-66)
(Wilson's last second shot for win, SMSU #23)
- 8,288 Tennessee 12/29/96 (UA 77-75)
(UT #6, def. & future nat. champions, UA #22)
- 8,212 Tennessee 2/7/95 (UT 87-67)
(Top 20 showdown; UA #20, UT #2)
- 7,878 Vanderbilt 1/18/98 (VU 85-80)
(Another OT thriller with Commodores, VU #6)
- 7,721 Florida 1/28/95 (UA 72-66)
(In-season back-to-back top 25 wins, UF #13)
- 7,541 Kentucky 1/25/97 (UA 88-55)
(Girl Scout and Springdale days)
- 7,427 Kentucky 2/4/95 (UA 62-56)
(Bloomer double-double)
- 7,318 Miss. State 2/26/95 (UA 86-63)
(Senior day and camper reunion day)
- 7,160 S. Carolina 1/12/03 (UA 67-58)
(UA rips #13 USC; begins best SEC start to date)
- 7,122 Ole Miss 2/16/97 (UA 71-62)
(WNBA coach of year Van Chancellor's last at Walton)
- 7,121 Georgia 2/24/02 (UA 66-45)
(Senior Day produces first home win over #23 Georgia)
- 7,025 Colorado 11/21/95 (CU 73-71)
(Preseason WNIT title game, CU #11)
- 6,980 South Carolina 2/12/09 (UA 58-54)
(2nd of five consecutive SEC wins)
- 6,847 SW Missouri 12/10/95 (UA 65-58)
(Another Ozark shootout runs UA mark to 9-1)
- 6,819 Texas 1/8/91 (UA 76-61)
(W.A.R. II night, UT #15, Barnhill high game)
- 6,714 Kentucky 1/30/99 (UA 74-69)
(Crowd lifts Arkansas to overtime win)
- 6,698 Georgia 2/20/00 (UG 72-69)
(#3 UG trails at halftime, escapes with win late)
- 6,687 Tennessee 1/7/01 (UT 76-61)
(Tennessee ranked #2, Arkansas rallies in second)
- 6,680 Georgia 2/24/96 (UG 87-54)
(Georgia ranked #2, clinches SEC title)
- 6,549 Auburn 1/22/94 (AU 66-57)
(Auburn ranked #23)
- 6,335 Georgia 2/20/98 (UG 86-81)
(Senior Night provides an overtime nail biter)
- 6,330 S. Carolina 1/24/98 (UA 86-67)
(Girl Scout Day and Parents Weekend)
- 6,327 Texas 1/24/90 (UT 84-75)
(W.A.R. I night, Texas ranked #5)
- 6,234 Kentucky 2/6/00 (UA 83-70)
(Elementary Day and National Bring a Kid to the Game)
- 6,197 Vanderbilt 1/14/96 (VU 65-60)
(First of two 1996 games with AP's #2 team)
- 6,149 Tennessee 1/30/11 *UT 72-53
(Tennessee ranked #5)
- 5,847 LSU 2/11/92 (UA 74-66)
(Border W.A.R. night)
- 5,839 Tennessee 2/20/05 (UT 84-71)
(Tennessee ranked #6, but not highest ranked team at UA)
- 5,579 Ole Miss 1/30/05 (UT 84-71)
(SweatHawks promotion, Ole Miss SEC west partner)

RECORDS - BARNHILL ARENA

BARNHILL ARENA

A Tough Place To Play

It seemed appropriate that the final basketball event at John Barnhill Arena was a women's basketball game and a women's basketball banquet.

As fate would have it, it was a girls' basketball game back in 1977 that was the first hoops contest played in the newly-renovated and expanded home court for the Razorback men's and women's basketball.

Betsy Broyles' Fayetteville High team played days before the first men's or women's college game in what would become known as one of the most feared home courts in modern collegiate basketball.

The next year, Betsy would become the first high school recruit to accept a scholarship to play women's basketball at the University.

On Dec. 7, 1993, she and over 30 former letterwinners returned for A Moment in Time, a banquet to honor women's basketball in Barnhill. It was the evening prior to the women's opener in Bud Walton Arena against DePaul.

During the 17 years between her first and most recent appearances in Barnhill, The Barn was the site of many great moments of women's basketball history.

Arkansas was undefeated in its first home season (6-0) and in three subsequent years (1981-82, 1982-83 and 1990-91).

The women's basketball team set its home consecutive win streak at 21 games from 1981 to 1984.

That streak was broken with 23 in the early 1990s, and for a brief period of time, Barnhill Arena was the home of the longest active women's home winning streak.

Since the start of the NCAA era in 1982-83, only eight unranked teams managed wins in Barnhill (out of 118 who tried).

Some 194 women's varsity collegiate basketball games were played in Barnhill Arena, with the last game a 96-60 win over Oral Roberts on March 1, 1993.

The last varsity basketball game played at Barnhill was a women's contest as Arkansas won an exhibition game over the Bulgarian team of Levski Total, 83-81, on Nov. 16, 1993.

The Spirit of Barnhill lives on both at Bud Walton Arena, and at Barnhill. "The Barn" received a new tenant in 1994 with the start of varsity volleyball at Arkansas. Thanks in large part to its home court advantage, the inaugural Razorback volleyball team won the SEC Western Division title providing a new banner for the old rafters. Gymnastics enjoyed a similar Barnhill boost in 2006. With the inaugural senior class, Arkansas upset national powerhouse UCLA to advance to the NCAA Championship at the Barnhill-hosted NCAA South Central Regional.



TEAM RECORDS

Points: 115 vs. Oral Roberts (2/19/87)

Rebounds: 74 vs. Mississippi Valley St. (11/24/89)

Field Goals Made: 45 vs. Cottey College (2/2/78)
vs. ORU (2/19/87)

Field Goals Attempted: 97 vs. Cottey (2/2/78)

Field Goal Percentage: .680 vs. Ole Miss (34 of 50) (12/15/90)

3-Pt. Goals: 8 vs. Alabama (2/22/92)

3-Pt. Goals Attempted: 21 vs. Alabama (2/22/92)

3-Pt. Goal Pct.: .625 vs. Miss Valley (5-8) (12/10/88)

Free Throws Made: 29 vs. Grambling (12/17/81)

Free Throws Attempted: 43 vs. Miss. Valley (11/24/89)

Free Throw Pct.: .950 vs. McNeese (21-22) (2/14/81)

Fouls: 31 vs. North Texas (12/4/92)

Assists: 30 vs. Northwestern (3/16/91)

Steals: 26 vs. TCU (1/11/83)

Turnovers: 32 vs. Grambling (12/17/81) vs.
Eastern Okla. (1/18/80)

Blocked Shots: 11 vs. SW Missouri (12/19/87)

INDIVIDUAL RECORDS

Points: 36, Shannon Jones (vs. Wash. St., 12/31/92)

Rebounds: 22, Shelly Wallace (vs. SMU, 2/13/88)

Field Goals Made: 14, Bettye Fiscus (vs Wichita, 2/20/82)
Shelly Wallace (vs. Texas Tech, 2/2/88)

Field Goals Attempted: 26, Debbie Roe (vs. Ark. State, 2/28/78)

3-Pt. Goals: 6, Sha Hopson (vs. Auburn, 1/11/92)

3-Pt. Attempts: 10, Lisa Martin (vs. UH, 3/4/89)

Free Throws: 16, Shelly Wallace (vs. UH, 3/4/89)

Free Throw Att.: 20, Shelly Wallace (vs. UH, 3/4/89)

Free Throw Pct.: 1.000 (11 of 11) Delmonica DeHorney
(vs. Northwestern, 3/16/91)

Assists: 14, Amber Nicholas (vs. Ole Miss, 12/15/90)

Steals: 12, Amanda Holley (vs. TCU, 1/11/83)

Blocked Shots: 9, Robyn Irwin (vs. SW Mo., 12/19/88)

RECORDS - ANNUAL LEADERS

POINTS

| | | |
|-----------|----------------------|-----|
| 2012-13 | Sarah Watkins | 422 |
| 2011-12 | C'eira Ricketts | 373 |
| 2010-11 | C'eira Ricketts | 372 |
| 2009-10 | Charity Ford | 378 |
| 2008-09 | C'eira Ricketts | 402 |
| 2007-08 | Ayana Brereton | 344 |
| 2006-07 | Lauren Ervin | 395 |
| 2005-06 | Dominique Washington | 246 |
| 2004-05 | Sarah Pfeifer | 383 |
| 2003-04 | Shameka Christon* | 611 |
| 2002-03 | Shameka Christon | 496 |
| 2001-02 | Shameka Christon | 517 |
| 2000-01 | Wendi Willits | 430 |
| 1999-2000 | Wendi Willits | 451 |
| 1998-99 | Wendi Willits | 470 |
| 1997-98 | Karyn Karlin | 501 |
| 1996-97 | Kimberly Wilson | 434 |
| 1995-96 | Kimberly Wilson | 502 |
| 1994-95 | Stephanie Bloomer | 417 |
| 1993-94 | Kimberly Wilson | 384 |
| 1992-93 | Shea Henderson | 252 |
| 1991-92 | Amber Nicholas | 276 |
| 1990-91 | Delmonica DeHorney* | 583 |
| 1989-90 | Delmonica DeHorney* | 581 |
| 1988-89 | Shelly Wallace | 692 |
| 1987-88 | Shelly Wallace | 463 |
| 1986-87 | Lanell Dawson | 453 |
| 1985-86 | Lanell Dawson | 344 |
| 1984-85 | Bettye Fiscus | 554 |
| 1983-84 | Amanda Holley | 411 |
| 1982-83 | Bettye Fiscus | 476 |
| 1981-82 | Bettye Fiscus | 655 |
| 1980-81 | Cheryl Orcholski | 319 |
| 1979-80 | Lita Stricklin | 442 |
| 1978-79 | Lita Stricklin | 365 |
| 1977-78 | Debbie Roe | 300 |

REBOUNDS

| | | |
|-----------|----------------------|-----|
| 2012-13 | Quistelle Williams | 231 |
| 2011-12 | Ashley Daniels | 210 |
| 2010-11 | Ashley Daniels | 248 |
| 2009-10 | Ashley Daniels | 184 |
| 2008-09 | Whitney Jones | 247 |
| 2007-08 | Whitney Jones | 211 |
| 2006-07 | Lauren Ervin | 319 |
| 2005-06 | Melissa Hobbs | 142 |
| 2004-05 | Danielle Allen | 166 |
| 2003-04 | Shameka Christon | 195 |
| 2002-03 | Shameka Christon | 194 |
| 2001-02 | Shameka Christon | 193 |
| 2000-01 | Lonniya Bragg | 221 |
| 1999-2000 | Lonniya Bragg | 204 |
| 1998-99 | Lonniya Bragg | 168 |
| 1997-98 | Karyn Karlin | 181 |
| 1996-97 | Karyn Karlin | 193 |
| 1995-96 | Sytia Messer | 177 |
| 1994-95 | Stephanie Bloomer | 225 |
| 1993-94 | Yolanda Dickson | 199 |
| 1992-93 | Stephanie Bloomer | 168 |
| 1991-92 | Stephanie Bloomer | 144 |
| 1990-91 | Blair Savage | 217 |
| 1989-90 | Delmonica DeHorney | 203 |
| 1988-89 | Shelly Wallace* | 381 |
| 1987-88 | Shelly Wallace | 329 |
| 1986-87 | Bronwyn Wynn | 121 |
| 1985-86 | Sheila Burkes | 194 |
| 1984-85 | Monica Brown | 106 |
| 1983-84 | Amanda Holley | 187 |
| 1982-83 | Amanda Holley | 212 |
| 1981-82 | Bettye Fiscus | 282 |
| 1980-81 | Monica Van Parys | 183 |
| 1979-80 | Lita Stricklin | 190 |
| 1978-79 | Lita Stricklin | 175 |
| 1977-78 | Marsha Lackey-Vining | 173 |

ASSISTS

| | | |
|-----------|----------------------|-----|
| 2012-13 | Calli Berna | 208 |
| 2011-12 | C'eira Ricketts | 143 |
| 2010-11 | C'eira Ricketts | 127 |
| 2009-10 | C'eira Ricketts | 121 |
| 2008-09 | C'eira Ricketts | 125 |
| 2007-08 | Brittney Vaughn | 128 |
| 2006-07 | Brittney Vaughn | 176 |
| 2005-06 | Brittney Vaughn | 120 |
| 2004-05 | Kristin Peoples | 96 |
| 2003-04 | Rochelle Vaughn | 156 |
| 2002-03 | Lakishia Harper | 150 |
| 2001-02 | Amy Wright | 205 |
| 2000-01 | Amy Wright | 198 |
| 1999-2000 | Amy Wright | 142 |
| 1998-99 | Amy Wright | 172 |
| 1997-98 | Christy Smith | 146 |
| 1996-97 | Christy Smith | 131 |
| 1995-96 | Kimberly Wilson | 127 |
| 1994-95 | Christy Smith | 133 |
| 1993-94 | Shea Henderson | 123 |
| 1992-93 | Shea Henderson | 68 |
| 1991-92 | Amber Nicholas | 89 |
| 1990-91 | Amber Nicholas | 180 |
| 1989-90 | Amber Nicholas | 169 |
| 1988-89 | Donna Wilson | 186 |
| 1987-88 | Donna Wilson | 146 |
| 1986-87 | Tracy Webb | 173 |
| 1985-86 | Tracy Webb | 86 |
| 1984-85 | Tracy Webb | 104 |
| 1983-84 | Tracy Webb | 61 |
| 1982-83 | Cheryl Orcholski | 101 |
| 1981-82 | Doris Gaiser | 61 |
| 1980-81 | Leah Gordon | 91 |
| 1979-80 | Kathy Caton | 72 |
| 1978-79 | Kathy Caton | 62 |
| 1977-78 | Marsha Lackey-Vining | 74 |

STEALS

| | | |
|-----------|-------------------|----|
| 2012-13 | Keira Peak | 54 |
| 2011-12 | C'eira Ricketts | 88 |
| 2010-11 | C'eira Ricketts | 77 |
| 2009-10 | C'eira Ricketts | 73 |
| 2008-09 | C'eira Ricketts | 82 |
| 2007-08 | Brittney Vaughn | 58 |
| 2006-07 | Brittney Vaughn | 71 |
| 2005-06 | Brittney Vaughn | 43 |
| 2004-05 | Rochelle Vaughn | 63 |
| 2003-04 | Rochelle Vaughn | 57 |
| 2002-03 | India Lewis | 68 |
| 2001-02 | India Lewis | 72 |
| 2000-01 | Amy Wright | 54 |
| 1999-2000 | Karyn Karlin | 47 |
| 1998-99 | Amy Wright | 38 |
| 1997-98 | Christy Smith | 54 |
| 1996-97 | Karyn Karlin | 55 |
| 1995-96 | Kelly Johnson | 49 |
| 1994-95 | Christy Smith | 89 |
| 1993-94 | Shea Henderson | 74 |
| 1992-93 | Shea Henderson | 58 |
| 1991-92 | Amber Nicholas | 66 |
| 1990-91 | Sally Moore | 68 |
| 1989-90 | Amber Nicholas | 67 |
| 1988-89 | Shelly Wallace | 70 |
| 1987-88 | Juliet Jackson | 61 |
| 1986-87 | Tracy Webb | 95 |
| 1985-86 | Tracy Webb | 70 |
| 1984-85 | Tracy Webb | 68 |
| 1983-84 | Amanda Holley | 54 |
| 1982-83 | Bettye Fiscus | 57 |
| 1981-82 | Bettye Fiscus | 76 |
| 1980-81 | Connie Fitzgerald | 80 |
| 1979-80 | Lita Stricklin | 88 |
| 1978-79 | Sandy Scranton | 54 |

FIELD GOAL PCT.

| | | |
|-----------------|----------------------------|------|
| (MIN. 100 ATT.) | | |
| 2012-13 | Jhasmin Bowen (90-179) | .503 |
| 2011-12 | C'eira Ricketts (152-371) | .410 |
| 2010-11 | Ashley Daniels (111-226) | .491 |
| 2009-10 | Ashley Daniels (74-142) | .521 |
| 2008-09 | Whitney Jones (131-277) | .473 |
| 2007-08 | Lauren Ervin (99-186) | .532 |
| 2006-07 | Lauren Ervin (158-279) | .566 |
| 2005-06 | Whitney Jones (70-146) | .480 |
| 2004-05 | Danielle Allen (120-257) | .467 |
| 2003-04 | Ruby Vaden (98-174) | .563 |
| 2002-03 | Ruby Vaden (94-207) | .454 |
| 2001-02 | Shameka Christon (197-418) | .471 |
| 2000-01 | Lonniya Bragg (138-252) | .548 |
| 1999-2000 | Lonniya Bragg (127-214) | .594 |
| 1998-99 | Lonniya Bragg (115-204) | .564 |
| 1997-98 | Karen Jones (61-109) | .560 |
| 1996-97 | Shaka Massey (119-231) | .515 |
| 1995-96 | Shaka Massey (162-283) | .571 |
| 1994-95 | Karen Jones (65-107) | .608 |
| 1993-94 | Kelly Johnson (119-220) | .541 |
| 1992-93 | Blair Savage (89-182) | .489 |
| 1991-92 | Blair Savage (108-212) | .509 |
| 1990-91 | Del. DeHorney (227-359) | .632 |
| 1989-90 | Del. DeHorney (219-349) | .628 |
| 1988-89 | Shelly Wallace (267-426) | .627 |
| 1987-88 | Del. DeHorney (146-243) | .601 |
| 1986-87 | Shelly Wallace (99-191) | .518 |
| 1985-86 | Monica Brown (118-217) | .544 |
| 1984-85 | Bettye Fiscus (219-439) | .500 |
| 1983-84 | Bettye Fiscus (158-296) | .534 |
| 1982-83 | Amanda Holley (183-344) | .532 |
| 1981-82 | Kim Bunge (160-328) | .488 |
| 1980-81 | Mary Munsch (100-211) | .474 |
| 1979-80 | Lita Stricklin (179-352) | .508 |
| 1978-79 | Lita Stricklin (109-229) | .475 |

FREE THROW PCT.

| | | |
|----------------|----------------------------|------|
| (MIN. 50 ATT.) | | |
| 2012-13 | Erin Gatling (40-51) | .784 |
| 2011-12 | Sarah Watkins (82-111) | .739 |
| 2010-11 | Lyndsay Harris (45-65) | .692 |
| 2009-10 | Charity Ford (55-63) | .873 |
| 2008-09 | Charity Ford (43-59) | .729 |
| 2007-08 | Lauren Ervin (45-55) | .818 |
| 2006-07 | Sarah Pfeifer (55-68) | .809 |
| 2005-06 | Kristin Peoples (50-62) | .807 |
| 2004-05 | Sarah Pfeifer (89-126) | .706 |
| 2003-04 | Shameka Christon (126-166) | .759 |
| 2002-03 | India Lewis (93-109) | .853 |
| 2001-02 | India Lewis (62-74) | .838 |
| 2000-01 | Wendi Willits (65-78) | .833 |
| 1999-2000 | Wendi Willits (80-94) | .851 |
| 1998-99 | Wendi Willits (70-87) | .805 |
| 1997-98 | Christy Smith (119-143) | .832 |
| 1996-97 | Kimberly Wilson (57-68) | .838 |
| 1995-96 | Kimberly Wilson (67-78) | .859 |
| 1994-95 | Christy Smith (134-149)** | .899 |
| 1993-94 | Kelly Johnson (59-74) | .797 |
| 1992-93 | Angela Davis (60-73) | .822 |
| 1991-92 | Amber Nicholas (49-56) | .875 |
| 1990-91 | Amber Nicholas (53-66) | .803 |
| 1989-90 | Amber Nicholas (46-53) | .868 |
| 1988-89 | Shelly Wallace (158-220) | .718 |
| 1987-88 | Robyn Irwin (58-83) | .699 |
| 1986-87 | Tracy Webb (116-145) | .800 |
| 1985-86 | Debra Williams (45-61) | .738 |
| 1984-85 | Bettye Fiscus (61-83) | .735 |
| 1983-84 | Cheryl Orcholski (49-58) | .845 |
| 1982-83 | Bettye Fiscus (114-151) | .755 |
| 1981-82 | Connie Fitzgerald (57-69) | .826 |
| 1980-81 | Mary Munsch (48-66) | .727 |
| 1979-80 | Lita Stricklin (84-135) | .622 |
| 1978-79 | Donna Bucella (31-44) | .689 |



Ashley Daniels led the team in rebounding last season.

THREE-POINT PCT.

| | | |
|----------------|---------------------------|------|
| (MIN. 40 ATT.) | | |
| 2012-13 | Erin Gatling (30-79) | .380 |
| 2011-12 | Lyndsay Harris (71-213) | .333 |
| 2010-11 | Sarah Watkins (23-64) | .359 |
| 2009-10 | Lyndsay Harris (75-220) | .341 |
| 2008-09 | Ayanna Brereton (27-32) | .404 |
| 2007-08 | Brittney Vaughn (28-65) | .431 |
| 2006-07 | D. Washington (64-173) | .370 |
| 2005-06 | Kristin Peoples (27-61) | .443 |
| 2004-05 | Sheree Thompson (30-92) | .326 |
| 2003-04 | Shameka Christon (47-129) | .364 |
| 2002-03 | Shameka Christon (29-81) | .358 |
| 2001-02 | India Lewis (89-271) | .328 |
| 2000-01 | Wendi Willits (87-215) | .405 |
| 1999-2000 | India Lewis (66-166) | .398 |
| 1998-99 | Wendi Willits (104-226)* | .460 |
| 1997-98 | Wendi Willits (52-146) | .356 |
| 1996-97 | Kimberly Wilson (57-153)* | .373 |
| 1995-96 | Kimberly Wilson (89-192) | .464 |
| 1994-95 | Kimberly Wilson (60-167) | .359 |
| 1993-94 | Kimberly Wilson (61-161) | .379 |
| 1992-93 | Angela Davis (12-34)* | .353 |
| 1991-92 | Sha Hopson (19-43) | .442 |
| 1990-91 | Amber Nicholas (41-86) | .477 |
| 1989-90 | Amber Nicholas (31-71) | .437 |
| 1988-89 | Amber Nicholas (18-46) | .391 |
| 1987-88 | Lisa Martin (23-59) | .390 |
| 1986-87 | Juliet Jackson (1-6)! | .167 |

(Cumulative statistics for the 1976-77 and 1977-78 seasons are incomplete. Three-point goals began in women's collegiate basketball with the 1986-87 season.)


*-Also led the conference || **-Also led the nation



Sarah Watkins led Arkansas in three-point percentage and blocks in 2010-11.

RECORDS - CAREER LEADERS

ARKANSAS HOOPS
ITALY
STAFF
RAZORBACKS
REVIEW
RECORDS
HISTORY
UNIVERSITY
OPPONENT INFO/RECORDS




Bettye Fiscus



Shelly Wallace



Amy Wright



Shameka Christon

POINTS

| NAME (CAREER) | YR | GP | PTS |
|-------------------------------|----|-----|-------|
| 1. Bettye Fiscus (81-85) | 4 | 112 | 2,073 |
| 2. Shameka Christon (00-04) | 4 | 123 | 1,951 |
| 3. Del. DeHorney (87-91) | 4 | 115 | 1,785 |
| 4. Kimberly Wilson (93-97) | 4 | 120 | 1,733 |
| 5. Shelly Wallace (85-89) | 4 | 119 | 1,583 |
| 6. Wendi Willits (97-01) | 4 | 131 | 1,574 |
| 7. C'eira Ricketts (09-12) | 4 | 129 | 1,537 |
| 8. Christy Smith (94-98) | 4 | 111 | 1,459 |
| 9. Karyn Karlin (96-00) | 4 | 111 | 1,441 |
| 10. Tracy Webb (83-87) | 4 | 117 | 1,403 |
| 11. Dana Cherry (99-03) | 4 | 130 | 1,389 |
| 12. Sarah Watkins (10-13) | 4 | 130 | 1,386 |
| 13. Sytia Messer (95-99) | 4 | 128 | 1,379 |
| 14. Lyndsay Harris (09-12) | 4 | 123 | 1,347 |
| 15. India Lewis (99-03) | 4 | 128 | 1,308 |
| 16. Cheryl Orcholski (80-84) | 4 | 123 | 1,239 |
| 17. Juliet Jackson (86-90) | 4 | 120 | 1,213 |
| 18. Amber Nicholas (88-92) | 4 | 117 | 1,209 |
| 19. Stephanie Bloomer (91-95) | 4 | 105 | 1,159 |
| 20. Amanda Holley (81-84) | 3 | 94 | 1,154 |

1,000 POINT CLUB

| | | | |
|---------------------------|---|-----|-------|
| 21. Monica Brown (83-87) | 4 | 103 | 1,145 |
| 22. Kelly Johnson (92-96) | 4 | 113 | 1,109 |
| 23. Blair Savage (89-93) | 4 | 114 | 1,072 |
| 24. Sarah Pfeifer (02-08) | 6 | 124 | 1,056 |
| 25. Kim Bunge (79-83) | 4 | 114 | 1,047 |
| 26. Lonnaya Bragg (97-01) | 4 | 129 | 1,036 |

OVER 500

| | | | |
|--------------------------------|---|-----|-----|
| 27. Whitney Jones (05-09) | 4 | 119 | 961 |
| 28. Charity Ford (07-10) | 4 | 117 | 917 |
| 29. Rochelle Vaughn (02-06) | 4 | 120 | 894 |
| 30. Lanell Dawson (85-87) | 2 | 59 | 858 |
| 31. Shea Henderson (90-94) | 4 | 92 | 807 |
| 32. Ashley Daniels (09-10) | 4 | 124 | 785 |
| 33. Brittney Vaughn (04-08) | 4 | 129 | 750 |
| 34. Karen Jones (94-98) | 4 | 125 | 748 |
| 35. Sheila Burkes (83-87) | 4 | 115 | 742 |
| Lita Stricklin (78-80) | 2 | 45 | 742 |
| 37. Quistelle Williams (10-13) | 4 | 116 | 714 |
| 38. Amy Wright (98-02) | 4 | 131 | 703 |
| 39. Monica Van Parys (78-82) | 4 | 103 | 700 |
| 40. Kristin Peoples (03-06) | 3 | 71 | 683 |
| 41. Shaka Massey (95-97) | 2 | 60 | 676 |
| 42. Keira Peak (11-pres.) | 3 | 96 | 658 |

| | | | |
|-------------------------------|---|-----|-----|
| 43. Lauren Ervin (06-08) | 2 | 47 | 651 |
| 44. M. Lackey-Vining (76-78) | 2 | 39 | 642 |
| 45. Tennille Adams (95-99) | 4 | 127 | 637 |
| 46. Lakishia Harper (99-03) | 4 | 125 | 607 |
| 47. Robyn Irwin (86-89) | 3 | 74 | 606 |
| 48. Connie Fitzgerald (79-83) | 4 | 116 | 595 |
| 49. Christi Willson (87-91) | 3 | 87 | 587 |
| 50. Ruby Vaden (02-05) | 3 | 70 | 585 |
| 51. Allyson Twiggs (90-95) | 4 | 104 | 571 |
| 52. Treva Christensen (94-99) | 4 | 118 | 560 |
| 53. Yolanda Dickson (90-94) | 4 | 97 | 558 |
| 54. Bronwyn Wynn (85-87) | 2 | 61 | 538 |
| 55. Tammy Siefkes (79-81) | 2 | 48 | 524 |

REBOUNDS

| NAME (CAREER) | YR | GP | REB |
|--------------------------------|----|-----|-------|
| 1. Shelly Wallace (85-89) | 4 | 119 | 1,013 |
| 2. Bettye Fiscus (81-85) | 4 | 112 | 785 |
| 3. Ashley Daniels (89-90) | 4 | 124 | 715 |
| 4. Shameka Christon (00-04) | 4 | 123 | 714 |
| 5. Whitney Jones (05-09) | 4 | 119 | 697 |
| 6. Stephanie Bloomer (91-95) | 4 | 105 | 691 |
| 7. Monica Brown (83-87) | 4 | 103 | 684 |
| 8. Amanda Holley (81-84) | 3 | 94 | 683 |
| 9. Blair Savage (89-93) | 4 | 114 | 675 |
| 10. C'eira Ricketts (09-10) | 4 | 129 | 664 |
| 11. Lonnaya Bragg (97-01) | 4 | 129 | 658 |
| 12. Karyn Karlin (96-00) | 4 | 111 | 647 |
| 13. Del. DeHorney (87-91) | 4 | 115 | 644 |
| 14. Kim Bunge (79-83) | 4 | 114 | 636 |
| 15. Sheila Burkes (83-87) | 4 | 115 | 615 |
| 16. Sarah Watkins (10-13) | 5 | 130 | 604 |
| 17. Sytia Messer (95-99) | 4 | 128 | 603 |
| 18. Dana Cherry (99-03) | 4 | 130 | 563 |
| 19. Quistelle Williams (10-13) | 4 | 116 | 548 |
| 20. Kelly Johnson (92-96) | 4 | 113 | 534 |
| 21. Monica Van Parys (78-82) | 4 | 103 | 527 |
| 22. Sarah Pfeifer (02-08) | 6 | 129 | 502 |
| 23. Kimberly Wilson (93-97) | 4 | 120 | 499 |
| Karen Jones (94-98) | 4 | 125 | 499 |
| 25. Lauren Ervin (06-08) | 2 | 47 | 495 |
| 26. Erma Greer (82-85) | 4 | 111 | 483 |
| 27. Keira Peak (11-pres.) | 3 | 96 | 463 |
| 28. Yolanda Dickson (90-94) | 4 | 97 | 459 |
| 29. Amber Nicholas (88-92) | 4 | 117 | 428 |
| 30. Kristin Moore (01-05) | 4 | 89 | 423 |
| 31. Rochelle Vaughn (02-06) | 4 | 120 | 419 |
| 32. Tennille Adams (95-99) | 4 | 127 | 396 |

| | | | |
|---------------------------|---|-----|-----|
| 33. Tracy Webb (83-87) | 4 | 117 | 388 |
| 34. Joy Dillard (76-79) | 3 | 53 | 381 |
| 35. Wendi Willits (97-01) | 4 | 131 | 373 |

ASSISTS

| NAME (CAREER) | YR | GP | AST |
|------------------------------|----|-----|-----|
| 1. Amy Wright (98-02) * | 4 | 131 | 717 |
| 2. Amber Nicholas (88-92) | 4 | 117 | 538 |
| 3. C'eira Ricketts (09-10) | 4 | 129 | 516 |
| 4. Christy Smith (94-98) | 4 | 111 | 507 |
| 5. Tracy Webb (83-87) | 4 | 117 | 444 |
| 6. Brittney Vaughn (04-08) | 4 | 129 | 424 |
| 7. Rochelle Vaughn (02-06) | 4 | 120 | 421 |
| 8. Donna Wilson (87-89) | 2 | 58 | 332 |
| Kimberly Wilson (93-97) | 4 | 120 | 332 |
| 10. Cheryl Orcholski (80-84) | 4 | 123 | 323 |
| 11. Juliet Jackson (86-90) | 4 | 120 | 313 |
| 12. Calli Berna (12-pres.) | 2 | 66 | 296 |
| 13. India Lewis (99-03) | 4 | 128 | 276 |
| 14. Christi Willson (87-91) | 3 | 87 | 268 |
| 15. Lynday Harris (09-10) | 4 | 123 | 265 |
| 16. Lakishia Harper (99-03) | 4 | 125 | 257 |
| 17. Shea Henderson (90-94) | 4 | 92 | 252 |
| 18. Blair Savage (89-93) | 4 | 114 | 233 |
| 19. Kristin Peoples (03-06) | 3 | 71 | 229 |
| 20. Wendi Willits (97-00) | 4 | 131 | 228 |
| 21. Sally Moore (89-91) | 2 | 61 | 215 |
| 22. Doris Gaiser (81-85) | 4 | 119 | 210 |
| 23. Sytia Messer (95-99) | 4 | 128 | 208 |

*-Also ranks sixth all-time in SEC history

FIELD GOALS MADE

| NAME (CAREER) | YR | GP | FGM |
|-----------------------------|----|-----|-----|
| 1. Bettye Fiscus (81-85) | 4 | 112 | 794 |
| 2. Shameka Christon (00-04) | 4 | 123 | 726 |
| 3. Del. DeHorney (87-91) | 4 | 115 | 667 |
| 4. Shelly Wallace (85-89) | 4 | 119 | 621 |
| 5. Kimberly Wilson (93-97) | 4 | 120 | 616 |
| 6. C'eira Ricketts (09-10) | 4 | 129 | 606 |
| 7. Karyn Karlin (96-00) | 4 | 111 | 553 |
| 8. Dana Cherry (99-00) | 4 | 130 | 563 |
| 9. Sarah Watkins (10-13) | 4 | 130 | 517 |
| 10. Tracy Webb (83-87) | 4 | 117 | 509 |
| 11. Wendi Willits (97-01) | 4 | 131 | 505 |
| 12. Juliet Jackson (86-90) | 4 | 120 | 500 |

FIELD GOAL ATTEMPTS

| NAME (CAREER) | YR | GP | FGA |
|-----------------------------|----|-----|-------|
| 1. Shameka Christon (00-04) | 4 | 123 | 1,641 |
| 2. Bettye Fiscus (81-85) | 4 | 112 | 1,591 |
| 3. C'eira Ricketts (09-12) | 4 | 129 | 1,498 |
| 4. Kimberly Wilson (93-97) | 4 | 120 | 1,394 |
| 5. Wendi Willits (97-01) | 4 | 131 | 1,260 |
| 6. Sytia Messer (95-99) | 4 | 128 | 1,244 |
| Lyndsay Harris (09-12) | 4 | 123 | 1,244 |
| 8. Dana Cherry (99-03) | 4 | 130 | 1,212 |
| 9. Karyn Karlin (96-00) | 4 | 111 | 1,180 |
| 10. Tracy Webb (83-87) | 4 | 117 | 1,131 |
| 11. Juliet Jackson (86-90) | 4 | 120 | 1,128 |
| Sarah Watkins (10-13) | 4 | 130 | 1,228 |
| 13. India Lewis (99-03) | 4 | 128 | 1,120 |

FIELD GOAL PCT.

(MIN. 300 FGA)

| NAME (CAREER) | FG/FGA | .PCT |
|------------------------------|----------|------|
| 1. Del. DeHorney (87-91) | 667-1096 | .609 |
| 2. Karen Jones (94-98) | 238-408 | .583 |
| 3. Shelly Wallace (85-89) | 621-1074 | .578 |
| 4. Lonnaya Bragg (97-01) | 405-727 | .557 |
| 5. Lauren Ervin (06-08) | 257-465 | .553 |
| 6. Shaka Massey (95-97) | 281-514 | .547 |
| 7. Lanell Dawson (85-87) | 354-666 | .535 |
| 8. Monica Brown (83-87) | 473-912 | .519 |
| 9. Sally Moore (89-91) | 159-307 | .518 |
| 10. Jhasmin Bowen (12-pres.) | 109-213 | .512 |
| 11. Sha Hopson (90-92) | 198-388 | .510 |

RECORDS - CAREER LEADERS

FREE THROWS MADE

| NAME (CAREER) | YR | GP | FTM |
|-----------------------------|----|-----|-----|
| 1. Bettye Fiscus (81-85) | 4 | 112 | 485 |
| 2. Christy Smith (94-98) * | 4 | 111 | 461 |
| 3. Del. DeHorney (87-91) | 4 | 115 | 451 |
| 4. Tracy Webb (83-87) | 4 | 117 | 384 |
| 5. Shelly Wallace (85-89) | 4 | 119 | 341 |
| 6. Shameka Christon (00-04) | 4 | 123 | 335 |
| 7. Karyn Karlin (96-00) | 4 | 111 | 333 |
| 8. Sytia Messer (95-99) | 4 | 128 | 329 |
| 9. Steph. Bloomer (91-95) | 4 | 105 | 320 |
| 10. Sarah Watkins (10-13) | 4 | 130 | 311 |
| 11. Dana Cherry (99-03) | 4 | 130 | 293 |

* -- Ranks 10th in SEC history

FREE THROW ATT.

| NAME (CAREER) | YR | GP | FTA |
|-----------------------------|----|-----|-----|
| 1. Del. DeHorney (87-91) | 4 | 115 | 648 |
| 2. Bettye Fiscus (81-85) | 4 | 112 | 622 |
| 3. Christy Smith (94-98) | 4 | 111 | 551 |
| 4. Tracy Webb (83-87) | 4 | 117 | 526 |
| 5. Shelly Wallace (85-89) | 4 | 119 | 518 |
| 6. Shameka Christon (00-04) | 4 | 123 | 488 |
| 7. Sytia Messer (95-99) | 4 | 128 | 458 |
| 8. Steph. Bloomer (91-95) | 4 | 105 | 454 |
| 9. Karyn Karlin (96-00) | 4 | 111 | 453 |
| 10. Sarah Watkins (10-13) | 4 | 130 | 431 |
| 11. Kim Bunge (79-83) | 4 | 114 | 405 |

FREE THROW PCT.

(MIN. 100 FTA)

| NAME (CAREER) | FG/FGA | .PCT |
|-----------------------------|---------|------|
| 1. Amber Nicholas (88-92) | 174-206 | .845 |
| 2. Christy Smith (94-98) | 461-551 | .837 |
| 3. India Lewis (99-03) | 213-259 | .822 |
| 4. Wendi Willits (97-01) | 248-302 | .818 |
| 5. Kimberly Wilson (93-97) | 234-287 | .815 |
| 6. Kelly Johnson (92-96) | 227-279 | .814 |
| 7. Cheryl Orcholski (80-84) | 221-275 | .804 |
| 8. Bettye Fiscus (81-85) | 485-622 | .780 |
| 9. Donica Cosby (06-07) | 81-105 | .771 |
| 10. Mary Munsch (80-84) | 104-135 | .770 |
| 11. Angela Davis (91-93) | 106-138 | .768 |

THREE-POINT GOALS

| NAME (CAREER) | YR | GP | 3PM |
|-------------------------------|----|-----|-----|
| 1. Wendi Willits (97-01) * | 4 | 131 | 316 |
| 2. Lyndsay Harris (09-12) | 4 | 123 | 283 |
| 3. Kimberly Wilson (93-97) ** | 4 | 120 | 267 |
| India Lewis (99-03) ** | 4 | 128 | 267 |
| 5. Christy Smith (94-98) | 4 | 111 | 156 |
| 6. Shameka Christon (00-04) | 4 | 123 | 144 |
| 7. Rochelle Vaughn (02-06) | 4 | 120 | 127 |
| 8. Amber Nicholas (88-92) | 4 | 117 | 121 |
| 9. Sytia Messer (95-99) | 4 | 128 | 112 |
| 10. Dom. Washington (05-07) | 2 | 59 | 109 |
| Charity Ford (07-10) | 4 | 117 | 104 |
| 11. Kristin Peoples (03-06) | 3 | 71 | 85 |

* -- Ranks third in SEC history

** -- Tied for seventh in SEC history

THREE-POINT ATTEMPTS

| NAME (CAREER) | YR | GP | 3PA |
|-----------------------------|----|-----|-----|
| 1. Lyndsay Harris (09-12) | 4 | 123 | 858 |
| 2. India Lewis (99-03) * | 4 | 128 | 787 |
| 3. Wendi Willits (97-01) ** | 4 | 131 | 771 |
| 4. Kimberly Wilson (93-97) | 4 | 120 | 673 |
| 5. Christy Smith (94-98) | 4 | 111 | 465 |
| 6. Rochelle Vaughn (02-06) | 4 | 120 | 456 |
| 7. Shameka Christon (00-04) | 4 | 123 | 427 |
| 8. Sytia Messer (95-99) | 4 | 128 | 412 |
| 9. Charity Ford (07-10) | 4 | 117 | 339 |
| 10. Rochelle Vaughn (02-06) | 3 | 92 | 318 |
| 11. Dom. Washington (05-07) | 2 | 59 | 306 |
| 12. Amber Nicholas (88-92) | 4 | 117 | 291 |


* -- Ranks fourth in SEC history

** -- Ranks fifth in SEC history

TRACY WEBB

Career Steals

Batesville, Ark., native Tracy Webb stole more than the basketball during her four-year career. Aside from 293 basketballs, Webb stole the show and the hearts of Razorback fans as one of the most popular on-the-court personalities of the mid-1980s. The first true point guard star, Webb finished her career holding almost all the Razorback assist and steal records. She was the first women's basketball player at Arkansas to earn "first team" all-Southwest Conference honors, a distinction that began her senior season. She was also one of the first three Razorbacks named conference player of the week. Her junior-season team was the first in school history to earn a NCAA berth, and her senior-season team crushed the NWIT field by a 16-point average as she was named the tournament MVP.



THE FACE BEHIND THE RECORD

THREE-POINT PCT.

(MIN. 150 3PA.)

| NAME (CAREER) | FG/FGA | .PCT |
|-----------------------------|---------|------|
| 1. Amber Nicholas (88-92) | 112-291 | .416 |
| 2. Wendi Willits (97-01) | 316-771 | .409 |
| 3. Kimberly Wilson (93-97) | 267-673 | .397 |
| 4. Ayana Brereton (06-09) | 66-170 | .388 |
| 5. Lisa Martin (87-89) | 66-179 | .368 |
| 6. Dom. Washington (05-07) | 109-306 | .356 |
| 7. India Lewis (99-03) | 267-787 | .339 |
| 8. Shameka Christon (00-04) | 144-427 | .337 |
| 9. Christy Smith (94-98) | 156-465 | .336 |
| 10. Lyndsay Harris (09-12) | 283/858 | .330 |
| 11. Charity Ford (07-10) | 104-339 | .307 |
| 12. Leslie Howard (05-07) | 71-230 | .309 |
| 13. Shanna Harmon (00-04) | 77-261 | .295 |

BLOCKED SHOTS

| NAME (CAREER) | YR | GP | BS |
|------------------------------|----|-----|-----|
| 1. Del. DeHorney (87-91) | 4 | 115 | 235 |
| 2. Sarah Watkins (10-13) | 4 | 130 | 201 |
| 3. Shameka Christon (00-04) | 4 | 123 | 162 |
| 4. Amanda Holley (81-84) | 3 | 94 | 147 |
| 5. Whitney Jones (05-09) | 4 | 119 | 132 |
| 6. Stephanie Bloomer (91-95) | 4 | 105 | 126 |
| 7. Kim Bunge (79-83) | 4 | 114 | 116 |
| 8. Lauren Ervin (06-08) | 2 | 46 | 103 |
| 9. Bronwyn Wynn (85-87) | 2 | 58 | 81 |
| 10. Karyn Karlin (96-00) | 4 | 111 | 79 |
| 11. Robyn Irwin (86-89) | 3 | 74 | 73 |

SCORING AVERAGE

| NAME (CAREER) | GP | PTS | AVG |
|-----------------------------|-----|------|------|
| 1. Bettye Fiscus (81-85) | 112 | 2073 | 18.5 |
| 2. M. Lackey-Vining (76-78) | 39 | 642 | 16.5 |
| 3. Lita Stricklin (78-80) | 45 | 742 | 16.0 |
| 4. Shameka Christon (00-04) | 123 | 1951 | 15.9 |
| 5. Del. DeHorney (87-91) | 115 | 1785 | 15.5 |
| 6. Lanell Dawson (85-87) | 59 | 858 | 14.5 |
| 7. Kimberly Wilson (93-97) | 120 | 1733 | 14.4 |
| 8. Lauren Ervin (06-08) | 47 | 651 | 13.9 |
| 9. Shelly Wallace (85-89) | 119 | 1583 | 13.3 |
| 10. Karyn Karlin (96-00) | 111 | 1441 | 13.0 |

REBOUNDING AVERAGE

| NAME (CAREER) | GP | REB | AVE |
|-----------------------------|-----|------|------|
| 1. Lauren Ervin (06-08) | 47 | 495 | 10.5 |
| 2. Shelly Wallace (85-89) | 119 | 1013 | 8.5 |
| 3. Lita Stricklin (78-80) | 45 | 365 | 8.1 |
| 4. Pat Keck (76-77) | 16 | 126 | 7.9 |
| 5. M. Lackey-Vining (76-78) | 39 | 297 | 7.6 |
| 6. Amanda Holley (81-84) | 94 | 683 | 7.3 |
| 7. Joy Dillard (76-79) | 53 | 381 | 7.2 |
| 8. Bettye Fiscus (81-85) | 112 | 785 | 7.0 |
| 9. Blair Savage (89-93) | 114 | 771 | 6.8 |
| 10. Monica Brown (83-87) | 103 | 684 | 6.6 |

WENDI WILLITS

Three-Pointers

Since the introduction of the bonus basket for women's basketball in 1986, there has never been an outside shooter like Fort Cobb, Okla., native Wendi Willits -- either at Arkansas or in the Southeastern Conference. Willits broke the Arkansas career records of Kimberly Wilson early in her senior year, finishing her career just shy of the SEC's all-time record held by LSU's Cornelia Gayden. Willits has several SEC seconds to Gayden. Her 104 treys as a sophomore was one short of the SEC mark, and she ranks second for threes in a SEC game. Both prolific and accurate, she is No. 2 in attempts and No. 2 in percentage for a career at Arkansas. In 1999, she was top five in the NCAA in both three-pointers per game and percentage, earning her the Ed Steitz Award as the nation's top female three-point shooter.



STEALS

| NAME (CAREER) | YR | GP | ST |
|-----------------------------|----|-----|-----|
| 1. C'eira Ricketts (09-12) | 4 | 129 | 320 |
| 2. Tracy Webb (83-87) | 4 | 117 | 293 |
| 3. Christy Smith (94-98) | 4 | 111 | 239 |
| 4. Amber Nicholas (88-92) | 4 | 117 | 220 |
| 5. India Lewis (99-03) | 4 | 128 | 210 |
| 6. Rochelle Vaughn (03-06) | 4 | 120 | 207 |
| 7. Shameka Christon (00-04) | 4 | 123 | 206 |
| 8. Bettye Fiscus (81-85) | 4 | 112 | 205 |
| Connie Fitzgerald (79-83) | 4 | 116 | 205 |
| 10. Juliet Jackson (86-90) | 4 | 120 | 195 |
| 11. Amy Wright (98-02) | 4 | 131 | 194 |

Players to watch

Calli Berna (12-pres.) 2 66 115

THE FACE BEHIND THE RECORD

#NEVER YIELD

RECORDS - 1,000 POINT CLUB

ARKANSAS HOOPS



BETTYE FISCUS' CAREER STATS CAREER POINTS/FG/FT/SCORING AVE. LEADER

| YEAR | GP-GS | FG-FGA | PCT. | 3P-3PA | PCT. | FT-FTA | PCT. | REB | RPG | PF-DQ | A | TO | BK | ST | PTS | PPG |
|-------|---------|----------|------|--------|------|---------|------|-----|-----|-------|-----|-----|----|-----|------|------|
| 81-82 | 35-35 | 236-486 | .486 | — | — | 183-229 | .799 | 282 | 8.1 | 76-2 | 34 | 85 | 11 | 76 | 655 | 18.7 |
| 82-83 | 26-25 | 181-370 | .489 | — | — | 114-151 | .755 | 189 | 7.3 | 56-1 | 42 | 68 | 7 | 57 | 476 | 18.3 |
| 83-84 | 23-22 | 158-296 | .534 | — | — | 72-94 | .766 | 137 | 6.0 | 45-1 | 29 | 49 | 0 | 27 | 388 | 16.9 |
| 84-85 | 28-28 | 219-439 | .500 | — | — | 116-148 | .784 | 177 | 6.3 | 45-0 | 38 | 50 | 1 | 45 | 554 | 19.8 |
| TOTAL | 112-110 | 794-1591 | .499 | — | — | 485-622 | .780 | 785 | 7.0 | 222-4 | 143 | 252 | 19 | 205 | 2073 | 18.5 |

ITALY



SHAMEKA CHRISTON'S CAREER STATS CAREER FG ATT. LEADER

| YEAR | GP-GS | FG-FGA | PCT. | 3P-3PA | PCT. | FT-FTA | PCT. | REB | RPG | PF-DQ | A | TO | BK | ST | PTS | PPG |
|-------|---------|----------|------|---------|------|---------|------|-----|-----|-------|-----|-----|-----|-----|------|------|
| 00-01 | 32-24 | 117-289 | .405 | 37-113 | .327 | 56-72 | .778 | 132 | 4.1 | 90-2 | 20 | 64 | 29 | 47 | 327 | 10.2 |
| 01-02 | 31-29 | 197-418 | .471 | 31-104 | .298 | 92-133 | .692 | 193 | 6.2 | 74-0 | 25 | 60 | 52 | 61 | 517 | 16.7 |
| 02-03 | 32-32 | 193-434 | .445 | 29-81 | .358 | 81-117 | .692 | 194 | 6.1 | 88-3 | 47 | 101 | 35 | 50 | 496 | 15.5 |
| 03-04 | 28-28 | 219-500 | .438 | 47-129 | .364 | 126-166 | .759 | 195 | 7.0 | 81-3 | 49 | 91 | 46 | 48 | 611 | 21.8 |
| TOTAL | 123-113 | 726-1641 | .442 | 144-427 | .337 | 335-488 | .687 | 714 | 5.8 | 333-8 | 141 | 316 | 162 | 206 | 1951 | 15.9 |

STAFF



DELMONICA DEHORNEY'S CAREER STATS CAREER FG PCT./FT ATT./BLOCKS LEADER

| YEAR | GP-GS | FG-FGA | PCT. | 3P-3PA | PCT. | FT-FTA | PCT. | REB | RPG | PF-DQ | A | TO | BK | ST | PTS | PPG |
|-------|--------|----------|------|--------|------|---------|------|-----|-----|--------|----|-----|-----|----|------|------|
| 87-88 | 28-22 | 146-243 | .601 | — | — | 117-170 | .688 | 167 | 6.0 | 98-9 | 6 | 50 | 54 | 30 | 409 | 14.6 |
| 88-89 | 26-4 | 75-145 | .517 | — | — | 62-88 | .705 | 94 | 3.6 | 78-4 | 14 | 28 | 28 | 4 | 212 | 8.2 |
| 89-90 | 29-28 | 219-349 | .628 | — | — | 143-213 | .671 | 203 | 7.0 | 97-7 | 24 | 57 | 83 | 21 | 581 | 20.0 |
| 90-91 | 32-32 | 227-359 | .632 | — | — | 129-177 | .729 | 177 | 5.5 | 77-2 | 13 | 72 | 70 | 31 | 583 | 18.2 |
| TOTAL | 115-86 | 667-1096 | .609 | — | — | 451-648 | .696 | 641 | 5.6 | 350-22 | 57 | 207 | 235 | 86 | 1785 | 15.5 |

RAZORBACKS



KIMBERLY WILSON'S CAREER STATS

| YEAR | GP-GS | FG-FGA | PCT. | 3P-3PA | PCT. | FT-FTA | PCT. | REB | RPG | PF-DQ | A | TO | BK | ST | PTS | PPG |
|-------|---------|----------|------|---------|------|---------|------|-----|-----|-------|-----|-----|----|-----|------|------|
| 93-94 | 29-13 | 134-330 | .406 | 61-161 | .379 | 55-69 | .797 | 130 | 4.5 | 66-0 | 50 | 79 | 5 | 41 | 384 | 13.2 |
| 94-95 | 29-27 | 149-355 | .420 | 60-167 | .359 | 55-72 | .764 | 120 | 4.1 | 61-0 | 52 | 84 | 4 | 33 | 413 | 14.2 |
| 95-96 | 34-34 | 173-343 | .504 | 89-192 | .464 | 67-78 | .859 | 133 | 3.9 | 66-1 | 127 | 119 | 9 | 39 | 502 | 14.8 |
| 96-97 | 28-27 | 160-366 | .437 | 57-153 | .373 | 57-68 | .838 | 116 | 4.1 | 69-1 | 103 | 86 | 3 | 42 | 434 | 15.5 |
| TOTAL | 120-101 | 616-1394 | .442 | 267-673 | .397 | 234-287 | .815 | 499 | 4.2 | 262-2 | 332 | 368 | 21 | 155 | 1733 | 14.4 |

REVIEW



SHELLY WALLACE'S CAREER STATS CAREER REBOUND LEADER

| YEAR | GP-GS | FG-FGA | PCT. | 3P-3PA | PCT. | FT-FTA | PCT. | REB | RPG | PF-DQ | A | TO | BK | ST | PTS | PPG |
|-------|--------|----------|------|--------|------|---------|------|------|------|-------|-----|-----|----|-----|------|------|
| 85-86 | 29-2 | 71-137 | .518 | — | — | 40-64 | .625 | 132 | 4.6 | 53-0 | 15 | 35 | 5 | 17 | 182 | 6.3 |
| 86-87 | 32-14 | 99-191 | .518 | — | — | 48-94 | .511 | 171 | 5.3 | 73-2 | 32 | 49 | 2 | 31 | 246 | 7.7 |
| 87-88 | 28-26 | 184-320 | .575 | — | — | 95-140 | .679 | 329 | 11.8 | 84-1 | 94 | 94 | 16 | 51 | 463 | 16.5 |
| 88-89 | 30-30 | 267-426 | .627 | — | — | 158-220 | .718 | 381 | 12.7 | 79-2 | 63 | 67 | 12 | 70 | 692 | 23.1 |
| TOTAL | 119-72 | 621-1074 | .578 | — | — | 341-518 | .658 | 1013 | 8.5 | 289-5 | 204 | 245 | 35 | 169 | 1583 | 13.5 |

RECORDS



WENDI WILLITS' CAREER STATS CAREER 3PT LEADER

| YEAR | GP-GS | FG-FGA | PCT. | 3P-3PA | PCT. | FT-FTA | PCT. | REB | RPG | PF-DQ | A | TO | BK | ST | PTS | PPG |
|-------|--------|----------|------|---------|------|---------|------|-----|-----|-------|-----|-----|----|-----|------|------|
| 97-98 | 33-5 | 69-201 | .343 | 52-146 | .356 | 33-43 | .767 | 66 | 2.0 | 31-0 | 40 | 41 | 1 | 23 | 223 | 6.8 |
| 98-99 | 33-32 | 148-322 | .460 | 104-226 | .460 | 70-87 | .805 | 110 | 3.3 | 41-0 | 54 | 61 | 5 | 28 | 470 | 14.2 |
| 99-00 | 32-30 | 149-370 | .403 | 73-184 | .397 | 80-94 | .851 | 96 | 3.0 | 48-1 | 74 | 66 | 9 | 23 | 451 | 14.1 |
| 00-01 | 33-30 | 139-367 | .379 | 87-215 | .405 | 65-78 | .833 | 101 | 3.1 | 41-0 | 60 | 49 | 7 | 29 | 430 | 13.0 |
| TOTAL | 131-97 | 505-1260 | .401 | 316-771 | .410 | 248-303 | .818 | 373 | 2.8 | 161-1 | 228 | 218 | 22 | 103 | 1574 | 12.0 |

HISTORY



C'EIRA RICKETTS CAREER STATS CAREER STEALS LEADER

| Year | GP-GS | FG-FGA | Pct | FG-FGA | Pct | FT-FTA | Pct | REB | RPG | PF-FD | Ast | TO | Blk | Stl | Pts | PPG |
|---------|---------|----------|------|--------|------|---------|------|-----|-----|-------|-----|-----|-----|-----|------|------|
| 2008-09 | 28-26 | 140-331 | .423 | 9-48 | .188 | 69-94 | .734 | 179 | 6.4 | 50-0 | 107 | 73 | 14 | 77 | 358 | 12.8 |
| 2009-10 | 30-30 | 127-313 | .406 | 7-32 | .219 | 29-55 | .527 | 151 | 5.0 | 53-1 | 121 | 95 | 23 | 73 | 290 | 9.7 |
| 2010-11 | 34-34 | 171-449 | .381 | 29-83 | .349 | 101-148 | .682 | 161 | 4.7 | 49-0 | 127 | 80 | 13 | 77 | 472 | 12.9 |
| 2011-12 | 33-33 | 152-371 | .410 | 15-57 | .263 | 54-79 | .684 | 150 | 4.5 | 48-0 | 143 | 75 | 11 | 88 | 373 | 11.3 |
| TOTAL | 129-127 | 606-1498 | .405 | 63-226 | .279 | 262-393 | .667 | 664 | 5.1 | 206-1 | 516 | 334 | 63 | 320 | 1537 | 11.9 |

OPPONENT INFO/RECORDS



CHRISTY SMITH'S CAREER STATS

| YEAR | GP-GS | FG-FGA | PCT. | 3P-3PA | PCT. | FT-FTA | PCT. | REB | RPG | PF-DQ | A | TO | BK | ST | PTS | PPG |
|-------|---------|----------|------|---------|------|---------|------|-----|-----|-------|-----|-----|----|-----|------|------|
| 94-95 | 30-30 | 117-307 | .381 | 40-113 | .354 | 134-149 | .899 | 76 | 2.5 | 60-1 | 133 | 134 | 2 | 89 | 408 | 13.6 |
| 95-96 | 22-22 | 111-276 | .402 | 31-102 | .304 | 110-138 | .797 | 73 | 3.3 | 47-0 | 97 | 88 | 1 | 44 | 363 | 16.5 |
| 96-97 | 28-27 | 100-273 | .366 | 45-134 | .336 | 98-121 | .810 | 68 | 2.4 | 57-0 | 131 | 82 | 1 | 52 | 343 | 12.3 |
| 97-98 | 31-31 | 93-255 | .365 | 40-116 | .345 | 119-143 | .832 | 77 | 2.5 | 67-0 | 146 | 89 | 2 | 54 | 345 | 11.1 |
| TOTAL | 111-110 | 421-1111 | .379 | 156-465 | .336 | 461-551 | .837 | 294 | 2.7 | 231-1 | 507 | 393 | 6 | 239 | 1459 | 13.1 |

UNIVERSITY



KARYN KARLIN'S CAREER STATS

| YEAR | GP-GS | FG-FGA | PCT. | 3P-3PA | PCT. | FT-FTA | PCT. | REB | RPG | PF-DQ | A | TO | BK | ST | PTS | PPG |
|-------|---------|----------|------|--------|------|---------|------|-----|-----|-------|-----|-----|----|-----|------|------|
| 96-97 | 28-25 | 121-244 | .496 | 1-4 | .250 | 76-102 | .745 | 193 | 6.9 | 65-0 | 37 | 39 | 35 | 55 | 319 | 11.4 |
| 97-98 | 33-33 | 198-411 | .482 | 0-0 | .000 | 105-143 | .734 | 181 | 5.5 | 83-1 | 35 | 65 | 24 | 49 | 501 | 15.2 |
| 98-99 | 18-18 | 109-232 | .470 | 0-3 | .000 | 70-93 | .753 | 113 | 6.3 | 47-1 | 13 | 45 | 10 | 24 | 288 | 16.0 |
| 99-00 | 32-26 | 125-293 | .427 | 1-3 | .333 | 82-115 | .713 | 160 | 5.0 | 78-0 | 36 | 55 | 10 | 47 | 333 | 10.4 |
| TOTAL | 111-102 | 553-1180 | .469 | 2-10 | .200 | 333-453 | .735 | 647 | 5.8 | 273-2 | 121 | 204 | 79 | 175 | 1441 | 13.0 |



TRACY WEBB'S CAREER STATS

| YEAR | GP-GS | FG-FGA | PCT. | 3P-3PA | PCT. | FT-FTA | PCT. | REB | RPG | PF-DQ | A | TO | BK | ST | PTS | PPG |
|-------|--------|----------|------|--------|------|---------|------|-----|-----|--------|-----|-----|----|-----|------|------|
| 83-84 | 27-5 | 69-158 | .437 | — | — | 75-109 | .688 | 59 | 2.2 | 86-4 | 61 | 96 | 4 | 51 | 213 | 7.9 |
| 84-85 | 28-27 | 127-264 | .481 | — | — | 102-142 | .718 | 96 | 3.4 | 79-6 | 104 | 126 | 1 | 68 | 356 | 12.7 |
| 85-86 | 30-29 | 148-353 | .419 | — | — | 91-130 | .700 | 117 | 3.9 | 87-5 | 86 | 98 | 1 | 79 | 327 | 12.6 |
| 86-87 | 32-30 | 165-358 | .461 | 1-7 | .143 | 116-145 | .800 | 116 | 3.6 | 73-5 | 173 | 135 | 0 | 95 | 447 | 14.0 |
| TOTAL | 117-91 | 509-1133 | .449 | 1-7 | .143 | 384-526 | .730 | 388 | 3.3 | 325-20 | 424 | 455 | 6 | 293 | 1343 | 11.5 |



DANA CHERRY'S CAREER STATS

| YEAR | GP-GS | FG-FGA | PCT. | 3P-3PA | PCT. | FT-FTA | PCT. | REB | RPG | PF-DQ | A | TO | BK | ST | PTS | PPG |
|-------|--------|----------|------|--------|------|---------|------|-----|-----|-------|-----|-----|----|-----|------|------|
| 99-00 | 32-12 | 96-210 | .457 | 4-7 | .571 | 45-60 | .750 | 118 | 3.7 | 68-2 | 34 | 89 | 8 | 29 | 241 | 7.5 |
| 00-01 | 33-26 | 137-293 | .468 | 2-8 | .250 | 62-84 | .738 | 127 | 3.9 | 82-0 | 36 | 63 | 3 | 23 | 338 | 10.2 |
| 01-02 | 32-28 | 162-345 | .470 | 1-2 | .500 | 93-127 | .732 | 153 | 4.8 | 73-0 | 43 | 62 | 9 | 32 | 418 | 13.1 |
| 02-03 | 33-29 | 148-364 | .407 | 3-8 | .375 | 93-125 | .744 | 165 | 5.0 | 61-1 | 53 | 80 | 5 | 43 | 392 | 11.9 |
| TOTAL | 130-95 | 543-1212 | .448 | 10-25 | .400 | 293-396 | .740 | 563 | 4.3 | 284 | 166 | 141 | 25 | 127 | 1389 | 10.7 |



SARAH WATKINS CAREER STATS

| YEAR | GP-GS | FG-FGA | PCT. | 3P-3PA | PCT. | FT-FTA | PCT. | REB | RPG | PF-DQ | A | TO | BK | ST | PTS | PPG |
|---------|--------|----------|------|--------|------|---------|------|-----|-----|--------|----|-----|-----|----|------|------|
| 2009-10 | 30-2 | 71-188 | .378 | 3-9 | .333 | 31-50 | .620 | 116 | 3.9 | 63-0 | 14 | 56 | 40 | 17 | 176 | 5.9 |
| 2010-11 | 34-34 | 169-364 | .464 | 23-64 | .359 | 97-141 | .688 | 191 | 5.6 | 93-2 | 23 | 72 | 58 | 17 | 458 | 13.5 |
| 2011-12 | 33-33 | 118-333 | .354 | 12-49 | .245 | 82-111 | .739 | 145 | 4.4 | 87-2 | 22 | 56 | 63 | 21 | 330 | 10.0 |
| 2012-13 | 33-6 | 159-343 | .464 | 3-21 | .143 | 101-129 | .783 | 152 | 4.6 | 104-6 | 23 | 67 | 40 | 25 | 422 | 12.8 |
| TOTAL | 130-75 | 517-1228 | .421 | 41-143 | .287 | 311-431 | .722 | 604 | 4.6 | 347-10 | 82 | 251 | 201 | 80 | 1386 | 10.7 |



SYTIA MESSER'S CAREER STATS

| YEAR | GP-GS | FG-FGA | PCT. | 3P-3PA | PCT. | FT-FTA | PCT. | REB | RPG | PF-DQ | A | TO | BK | ST | PTS | PPG |
|-------|--------|----------|------|---------|------|---------|------|-----|-----|-------|-----|-----|----|-----|------|------|
| 95-96 | 34-14 | 102-290 | .352 | 26-100 | .260 | 64-99 | .647 | 177 | 5.2 | 65-2 | 39 | 90 | 6 | 45 | 294 | 8.7 |
| 96-97 | 28-24 | 94-259 | .363 | 22-97 | .227 | 58-83 | .699 | 123 | 4.4 | 65-0 | 40 | 50 | 4 | 60 | 268 | 9.6 |
| 97-98 | 33-32 | 140-354 | .396 | 37-121 | .306 | 97-137 | .708 | 141 | 4.3 | 93-4 | 78 | 94 | 10 | 39 | 414 | 12.6 |
| 98-99 | 33-26 | 133-341 | .390 | 27-94 | .287 | 110-139 | .791 | 162 | 4.9 | 93-2 | 51 | 85 | 4 | 34 | 403 | 12.2 |
| TOTAL | 128-96 | 469-1244 | .377 | 112-412 | .272 | 329-458 | .718 | 603 | 4.7 | 316-8 | 208 | 319 | 24 | 178 | 1379 | 10.8 |



LYNDSAY HARRIS' CAREER STATS

CAREER 3PT ATTEMPTS LEADER

| Year | GP-GS | FG-FGA | Pct | FG-FGA | Pct | FT-FTA | Pct | Tot | RPG | PF-FD | Ast | TO | Blk | Stl | Pts | PPG |
|---------|---------|----------|------|---------|------|---------|------|-----|-----|-------|-----|-----|-----|-----|------|------|
| 2008-09 | 32-28 | 103-303 | .340 | 56-193 | .290 | 45-70 | .643 | 97 | 3.0 | 86-4 | 58 | 88 | 6 | 42 | 307 | 9.6 |
| 2009-10 | 30-30 | 123-329 | .374 | 75-220 | .341 | 56-75 | .747 | 75 | 2.5 | 101-1 | 95 | 113 | 6 | 41 | 377 | 12.6 |
| 2010-11 | 29-29 | 115-326 | .353 | 81-232 | .349 | 45-65 | .692 | 111 | 3.8 | 85-1 | 64 | 74 | 7 | 39 | 356 | 12.3 |
| 2011-12 | 32-19 | 101-286 | .353 | 71-213 | .333 | 34-49 | .694 | 68 | 2.1 | 72-2 | 48 | 50 | 4 | 38 | 307 | 9.6 |
| TOTAL | 123-106 | 442-1244 | .355 | 283-858 | .330 | 180-259 | .695 | 351 | 2.9 | 344-8 | 265 | 325 | 23 | 160 | 1347 | 11.0 |



INDIA LEWIS' CAREER STATS

| YEAR | GP-GS | FG-FGA | PCT. | 3P-3PA | PCT. | FT-FTA | PCT. | REB | RPG | PF-DQ | A | TO | BK | ST | PTS | PPG |
|-------|--------|----------|------|---------|------|---------|------|-----|-----|-------|-----|-----|----|-----|------|------|
| 99-00 | 32-2 | 85-211 | .403 | 66-166 | .398 | 39-53 | .736 | 58 | 1.8 | 49-0 | 88 | 75 | 2 | 44 | 275 | 8.6 |
| 00-01 | 23-2 | 44-138 | .319 | 36-116 | .310 | 19-23 | .826 | 39 | 1.7 | 18-0 | 46 | 33 | 0 | 26 | 143 | 6.2 |
| 01-02 | 32-30 | 148-401 | .368 | 89-271 | .328 | 62-74 | .838 | 82 | 2.6 | 70-3 | 73 | 57 | 6 | 72 | 447 | 14.0 |
| 02-03 | 33-33 | 137-369 | .371 | 76-234 | .325 | 93-109 | .853 | 91 | 2.8 | 51-1 | 69 | 49 | 1 | 68 | 443 | 13.4 |
| TOTAL | 119-67 | 414-1119 | .370 | 267-787 | .339 | 213-259 | .822 | 270 | 2.3 | 188-4 | 276 | 214 | 9 | 117 | 1308 | 11.0 |



CHERYL ORCHOLSKI'S CAREER STATS

| YEAR | GP-GS | FG-FGA | PCT. | 3P-3PA | PCT. | FT-FTA | PCT. | REB | RPG | PF-DQ | A | TO | BK | ST | PTS | PPG |
|-------|---------|---------|------|--------|------|---------|------|-----|------|--------|-----|-----|----|-----|------|------|
| 80-81 | 29-13 | 141-310 | .455 | — | — | 37-46 | .804 | 319 | 11.0 | 75-2 | 45 | 109 | 1 | 47 | 319 | 11.0 |
| 81-82 | 36-36 | 131-292 | .449 | — | — | 79-97 | .814 | 234 | 6.5 | 115-6 | 99 | 147 | 2 | 62 | 455 | 12.6 |
| 82-83 | 29-28 | 101-213 | .474 | — | — | 56-74 | .757 | 76 | 2.6 | 67-1 | 101 | 131 | 2 | 29 | 258 | 8.9 |
| 83-84 | 29-25 | 72-165 | .436 | — | — | 49-58 | .845 | 48 | 1.7 | 52-3 | 78 | 114 | 0 | 30 | 207 | 7.1 |
| TOTAL | 123-102 | 445-980 | .454 | — | — | 221-275 | .804 | 667 | 5.5 | 309-12 | 323 | 501 | 5 | 168 | 1239 | 10.1 |



JULIET JACKSON'S CAREER STATS

| YEAR | GP-GS | FG-FGA | PCT. | 3P-3PA | PCT. | FT-FTA | PCT. | REB | RPG | PF-DQ | A | TO | BK | ST | PTS | PPG |
|-------|--------|----------|------|--------|------|---------|------|-----|-----|--------|-----|-----|----|-----|-------|------|
| 86-87 | 32-4 | 74-179 | .413 | 1-6 | .167 | 21-34 | .618 | 50 | 1.6 | 47-1 | 49 | 63 | 0 | 39 | 170 | 5.3 |
| 87-88 | 28-21 | 97-225 | .431 | 3-14 | .216 | 36-62 | .581 | 63 | 2.3 | 57-1 | 77 | 83 | 1 | 61 | 233 | 8.3 |
| 88-89 | 30-29 | 171-335 | .510 | 4-8 | .500 | 45-74 | .608 | 95 | 3.2 | 66-2 | 90 | 79 | 1 | 56 | 403 | 13.4 |
| 89-90 | 30-26 | 158-389 | .406 | 4-19 | .211 | 87-115 | .757 | 114 | 3.8 | 97-7 | 97 | 59 | 0 | 39 | 407 | 13.6 |
| TOTAL | 120-80 | 500-1128 | .443 | 12-47 | .255 | 189-285 | .663 | 322 | 2.7 | 267-11 | 313 | 284 | 2 | 195 | 1,213 | 10.1 |



AMBER NICHOLAS' CAREER STATS

CAREER FT PCT./3PT PCT. LEADER

| YEAR | GP-GS | FG-FGA | PCT. | 3P-3PA | PCT. | FT-FTA | PCT. | REB | RPG | PF-DQ | A | TO | BK | ST | PTS | PPG |
|-------|--------|----------|------|---------|------|---------|------|-----|-----|-------|-----|-----|----|-----|------|------|
| 88-89 | 30-3 | 79-178 | .444 | 18-46 | .391 | 26-31 | .839 | 61 | 2.0 | 63-0 | 99 | 61 | 1 | 29 | 202 | 6.7 |
| 89-90 | 30-30 | 128-292 | .438 | 31-71 | .437 | 46-53 | .868 | 131 | 4.4 | 69-4 | 169 | 116 | 3 | 67 | 333 | 11.1 |
| 90-91 | 32-32 | 152-308 | .494 | 41-86 | .477 | 53-66 | .803 | 118 | 3.7 | 56-1 | 180 | 96 | 1 | 58 | 398 | 12.4 |
| 91-92 | 25-25 | 98-255 | .384 | 31-88 | .352 | 49-56 | .875 | 118 | 4.7 | 60-2 | 89 | 100 | 1 | 66 | 276 | 11.0 |
| TOTAL | 117-90 | 457-1033 | .442 | 121-291 | .416 | 174-206 | .845 | 428 | 3.7 | 248-7 | 537 | 373 | 5 | 220 | 1209 | 10.3 |



STEPHANIE BLOOMER'S CAREER STATS

| YEAR | GP-GS | FG-FGA | PCT. | 3P-3PA | PCT. | FT-FTA | PCT. | REB | RPG | PF-DQ | A | TO | BK | ST | PTS | PPG |
|-------|--------|---------|------|--------|------|---------|------|-----|-----|--------|-----|-----|-----|-----|------|------|
| 91-92 | 25-14 | 75-170 | .441 | 0-2 | .000 | 54-82 | .659 | 144 | 5.8 | 77-5 | 26 | 37 | 27 | 25 | 204 | 8.2 |
| 92-93 | 27-21 | 94-204 | .461 | 0-2 | .000 | 58-84 | .691 | 168 | 6.2 | 74-4 | 33 | 70 | 31 | 36 | 246 | 9.1 |
| 93-94 | 24-18 | 102-208 | .490 | 0-0 | .000 | 88-132 | .667 | 154 | 6.4 | 76-5 | 30 | 52 | 35 | 41 | 292 | 12.2 |
| 94-95 | 29-27 | 148-284 | .521 | 1-7 | .143 | 120-156 | .769 | 225 | 7.8 | 84-3 | 55 | 87 | 33 | 44 | 417 | 14.4 |
| TOTAL | 105/80 | 419-866 | .484 | 1-11 | .091 | 320-545 | .587 | 691 | 6.6 | 311-17 | 139 | 246 | 126 | 146 | 1159 | 11.0 |



AMANDA HOLLEY'S CAREER STATS

| YEAR | GP-GS | FG-FGA | PCT. | 3P-3PA | PCT. | FT-FTA | PCT. | REB | RPG | PF-DQ | A | TO | BK | ST | PTS | PPG |
|-------|-------|---------|------|--------|------|---------|------|-----|-----|-------|----|-----|-----|-----|-------|------|
| 81-82 | 36-33 | 123-292 | .421 | — | — | 63-104 | .606 | 242 | 6.7 | 117-5 | 15 | 66 | 55 | 43 | 309 | 8.6 |
| 82-83 | 29-28 | 183-344 | .532 | — | — | 68-92 | .739 | 212 | 7.3 | 96-1 | 28 | 69 | 50 | 49 | 434 | 15.0 |
| 83-84 | 29-28 | 171-318 | .538 | — | — | 69-97 | .711 | 229 | 7.9 | 84-1 | 44 | 65 | 42 | 46 | 411 | 14.2 |
| TOTAL | 94-89 | 477-954 | .500 | — | — | 200-293 | .683 | 683 | 7.3 | 297-7 | 87 | 200 | 147 | 138 | 1,154 | 12.3 |



MONICA BROWN'S CAREER STATS

| YEAR | GP-GS | FG-FGA | PCT. | 3P-3PA | PCT. | FT-FTA | PCT. | REB | RPG | PF-DQ | A | TO | BK | ST | PTS | PPG |
|-------|--------|---------|------|--------|------|---------|------|-----|-----|-------|-----------|-----|----|----|------|-------|
| 83-84 | 23-10 | 58-112 | .518 | — | — | 19-31 | .613 | 94 | 4.1 | 46-2 | 11 | 13 | 4 | 9 | 140 | 5.0 |
| 84-85 | 25-24 | 111-224 | .496 | — | — | 43-70 | .614 | 162 | 6.5 | 47-1 | N/A | 14 | 4 | 15 | 265 | 10.6 |
| 85-86 | 20-18 | 118-217 | .544 | — | — | 42-59 | .712 | 181 | 6.0 | 28-0 | 19 | 17 | 3 | 35 | 278 | 13.9 |
| 86-87 | 32-32 | 176-336 | .524 | — | — | 91-122 | .746 | 252 | 7.9 | 62-1 | 36 | 60 | 13 | 31 | 443 | 13.8 |
| TOTAL | 100-84 | 463-889 | .521 | — | — | 195-282 | .691 | 689 | 6.9 | 183-4 | 66 (inc.) | 104 | 24 | 90 | 1126 | 11.26 |



KELLY JOHNSON'S CAREER STATS

| YEAR | GP-GS | FG-FGA | PCT. | 3P-3PA | PCT. | FT-FTA | PCT. | REB | RPG | PF-DQ | A | TO | BK | ST | PTS | PPG |
|-------|--------|---------|------|--------|------|---------|------|-----|-----|-------|-----|-----|----|-----|------|------|
| 92-93 | 20-1 | 44-81 | .543 | 0-1 | .000 | 30-37 | .811 | 76 | 2.8 | 61-5 | 25 | 74 | 3 | 28 | 118 | 5.9 |
| 93-94 | 29-25 | 119-220 | .541 | 0-1 | .000 | 59-74 | .797 | 144 | 5.0 | 57-0 | 44 | 77 | 7 | 33 | 297 | 10.2 |
| 94-95 | 30-29 | 117-307 | .488 | 0-5 | .000 | 75-91 | .824 | 173 | 5.8 | 63-2 | 42 | 64 | 3 | 31 | 351 | 11.7 |
| 95-96 | 34-32 | 139-310 | .448 | 2-9 | .222 | 63-77 | .818 | 165 | 4.9 | 70-2 | 59 | 171 | 10 | 49 | 343 | 10.1 |
| TOTAL | 113-87 | 419-918 | .456 | 2-16 | .125 | 227-279 | .813 | 558 | 4.9 | 251-9 | 170 | 386 | 23 | 141 | 1109 | 9.8 |



BLAIR SAVAGE'S CAREER STATS

| YEAR | GP-GS | FG-FGA | PCT. | 3P-3PA | PCT. | FT-FTA | PCT. | REB | RPG | PF-DQ | A | TO | BK | ST | PTS | PPG |
|-------|--------|---------|------|--------|------|---------|------|-----|-----|-------|-----|-----|----|-----|------|------|
| 89-90 | 30-17 | 120-235 | .511 | 0-0 | .000 | 23-40 | .575 | 167 | 5.6 | 68-3 | 67 | 72 | 12 | 29 | 263 | 8.8 |
| 90-91 | 32-25 | 155-297 | .522 | 0-0 | .000 | 46-70 | .657 | 217 | 6.8 | 81-2 | 78 | 71 | 10 | 38 | 356 | 11.1 |
| 91-92 | 25-22 | 108-212 | .509 | 0-1 | .000 | 27-53 | .509 | 139 | 5.6 | 47-0 | 33 | 62 | 5 | 27 | 243 | 9.7 |
| 92-93 | 27-27 | 89-182 | .489 | 1-2 | .500 | 31-45 | .689 | 152 | 5.6 | 66-2 | 55 | 71 | 19 | 22 | 210 | 7.8 |
| TOTAL | 114-91 | 472-926 | .510 | 1-3 | .250 | 127-208 | .610 | 675 | 5.9 | 257-7 | 233 | 126 | 46 | 116 | 1072 | 9.4 |



SARAH PFEIFER'S CAREER STATS

| YEAR | GP-GS | FG-FGA | PCT. | 3P-3PA | PCT. | FT-FTA | PCT. | REB | RPG | PF-DQ | A | TO | BK | ST | PTS | PPG |
|-------|------------------------|---------|------|--------|-------|---------|------|-----|-----|--------|-----|-----|----|----|------|------|
| 02-03 | 29-6 | 43-86 | .500 | 1-1 | 1.000 | 30-47 | .638 | 87 | 3.0 | 50-1 | 18 | 31 | 10 | 16 | 117 | 4.0 |
| 03-04 | 3-3 | 8-17 | .471 | 0-0 | .000 | 4-8 | .500 | 8 | 2.7 | 5-0 | 1 | 1 | 2 | 3 | 20 | 6.7 |
| 04-05 | 31-17 | 147-330 | .446 | 0-0 | .000 | 89-126 | .706 | 147 | 4.7 | 83-3 | 32 | 50 | 22 | 36 | 383 | 12.4 |
| 05-06 | Redshirt due to injury | | | | | | | | | | | | | | | |
| 06-07 | 31-14 | 98-255 | .384 | 0-4 | .000 | 55-68 | .809 | 112 | 3.6 | 84-6 | 32 | 49 | 14 | 24 | 251 | 8.1 |
| 07-08 | 30-14 | 104-265 | .392 | 23-82 | .280 | 54-78 | .692 | 211 | 4.9 | 80-3 | 55 | 58 | 24 | 17 | 285 | 9.5 |
| TOTAL | 124-54 | 400-953 | .415 | 24-87 | .276 | 232-327 | .709 | 565 | 4.5 | 301-13 | 138 | 189 | 72 | 96 | 1056 | 8.5 |



KIM BUNGE'S CAREER STATS

| YEAR | GP-GS | FG-FGA | PCT. | 3P-3PA | PCT. | FT-FTA | PCT. | REB | RPG | PF-DQ | A | TO | BK | ST | PTS | PPG |
|-------|--------|---------|------|--------|------|---------|------|-----|-----|--------|----|-----|-----|----|------|------|
| 79-80 | 23-0 | 47-96 | .489 | — | — | 30-43 | .697 | 102 | 4.4 | 58-1 | 7 | 35 | 23 | 11 | 124 | 5.4 |
| 80-81 | 26-15 | 99-222 | .446 | — | — | 78-119 | .855 | 183 | 6.3 | 77-3 | 14 | 53 | 38 | 21 | 262 | 10.1 |
| 81-82 | 36-35 | 160-328 | .488 | — | — | 135-189 | .714 | 234 | 6.5 | 115-6 | 19 | 86 | 39 | 40 | 455 | 12.6 |
| 82-83 | 29-24 | 80-173 | .462 | — | — | 46-76 | .605 | 133 | 4.6 | 76-3 | 20 | 48 | 16 | 15 | 206 | 7.1 |
| TOTAL | 114-74 | 386-619 | .624 | — | — | 289-427 | .677 | 652 | 5.7 | 326-13 | 60 | 222 | 116 | 67 | 1047 | 9.2 |



LONNIYA BRAGG'S CAREER STATS

| YEAR | GP-GS | FG-FGA | PCT. | 3P-3PA | PCT. | FT-FTA | PCT. | REB | RPG | PF-DQ | A | TO | BK | ST | PTS | PPG |
|-------|--------|---------|------|--------|------|---------|------|-----|-----|-------|----|-----|----|-----|------|------|
| 97-98 | 31-3 | 25-57 | .439 | 0-0 | .000 | 14-30 | .467 | 65 | 2.1 | 30-0 | 5 | 18 | 3 | 17 | 64 | 2.1 |
| 98-99 | 34-29 | 115-204 | .564 | 0-2 | .000 | 67-100 | .670 | 168 | 4.9 | 80-3 | 14 | 61 | 11 | 27 | 297 | 8.7 |
| 99-00 | 31-27 | 127-214 | .594 | 0-0 | .000 | 62-97 | .639 | 204 | 6.6 | 80-2 | 30 | 76 | 16 | 38 | 316 | 10.2 |
| 00-01 | 33-32 | 138-252 | .548 | 0-0 | .000 | 83-128 | .648 | 221 | 6.7 | 87-2 | 36 | 78 | 23 | 39 | 359 | 10.9 |
| TOTAL | 129-91 | 405-727 | .557 | 0-2 | .000 | 226-355 | .637 | 658 | 5.1 | 277-7 | 85 | 233 | 53 | 121 | 1036 | 8.0 |

RECORDS



AMY WRIGHT'S CAREER STATS CAREER ASSISTS LEADER

| YEAR | GP-GS | FG-FGA | PCT. | 3P-3PA | PCT. | FT-FTA | PCT. | REB | RPG | PF-DQ | A | TO | BK | ST | PTS | PPG |
|-------|---------|---------|------|--------|------|---------|------|-----|-----|-------|-----|-----|----|-----|-----|-----|
| 98-99 | 34-33 | 41-115 | .357 | 7-35 | .200 | 42-65 | .646 | 62 | 1.8 | 81-2 | 172 | 113 | 5 | 38 | 131 | 3.9 |
| 99-00 | 32-30 | 47-123 | .382 | 10-31 | .323 | 40-59 | .678 | 50 | 1.6 | 82-2 | 142 | 109 | 4 | 36 | 144 | 4.5 |
| 00-01 | 33-31 | 84-184 | .457 | 9-30 | .300 | 62-102 | .608 | 106 | 3.2 | 75-0 | 198 | 124 | 12 | 54 | 239 | 7.2 |
| 01-02 | 32-31 | 64-196 | .327 | 7-33 | .212 | 76-117 | .650 | 99 | 3.1 | 66-0 | 205 | 101 | 6 | 66 | 211 | 6.6 |
| TOTAL | 131-125 | 236-618 | .382 | 33-129 | .256 | 220-343 | .641 | 317 | 2.4 | 304-4 | 717 | 447 | 27 | 194 | 725 | 5.5 |



LAUREN ERVIN'S CAREER STATS CAREER REBOUNDING AVG. LEADER

| YEAR | GP-GS | FG-FGA | PCT. | 3P-3PA | PCT. | FT-FTA | PCT. | REB | RPG | PF-DQ | A | TO | BK | ST | PTS | PPG |
|---------|-------|---------|------|--------|------|---------|------|-----|------|-------|----|----|-----|----|-----|------|
| 2006-07 | 31-31 | 158-279 | .566 | 1-4 | .250 | 78-107 | .729 | 319 | 10.3 | 69-0 | 47 | 52 | 76 | 37 | 395 | 12.7 |
| 2007-08 | 16-16 | 99-186 | .532 | 13-35 | .371 | 45-55 | .818 | 176 | 11.0 | 33-0 | 43 | 34 | 27 | 22 | 256 | 16.0 |
| TOTAL | 47-47 | 257-465 | .553 | 14-39 | .359 | 123-162 | .759 | 495 | 10.5 | 102-0 | 90 | 86 | 103 | 59 | 651 | 13.9 |

ARKANSAS ALL - AMERICANS

ARKANSAS HOOPS

ITALY

STAFF

RAZORBACKS


REVIEW

RECORDS

HISTORY

OPPONENT INFO/RECORDS


UNIVERSITY



**Shameka
CHRISTON**



**Christy
SMITH**



**Shelly
WALLACE**

ASSOCIATED PRESS ALL-AMERICA

- 2003-04 Shameka Christon, Third Team
- 1997-98 Christy Smith, honorable mention
- 1996-97 Christy Smith, honorable mention
- 1995-96 Christy Smith, honorable mention
- 1994-95 Christy Smith, honorable mention

KODAK ALL-AMERICA HONORS

- 2003-04 Shameka Christon, honorable mention All-America; All-District III
- 1990-91 Delmonica DeHorney, All-America; All-District VI
- 1988-89 Shelly Wallace, honorable mention All-America; All-District VI

OTHER ALL-AMERICA HONORS

- 2008-09 C'eira Ricketts, Second Team (Full Court Press Freshman All-America team)
- 2003-04 Shameka Christon (Wooden Award All-American; finalist, Wade Trophy and Naismith awards; Street & Smith's high honorable mention preseason All-America; Wooden Award preseason All-America)
- 2002-03 Shameka Christon (Street & Smith's high honorable mention preseason All-America; Basketball Times honorable mention All-America; Women's Basketball News Service All-America)
- 2001-02 Shameka Christon (Street & Smith's honorable mention preseason All-America; Basketball Times, honorable mention All-America)
- Amy Wright (Women's Basketball News Service preseason)
- 1998-99 Karyn Karlin (Women's Basketball News Service All-American, 2nd team)
- 1997-98 Christy Smith (Women's Basketball News Service All-American, 2nd team; WBNS preseason All-American)
- Karyn Karlin (Women's Basketball News Service All-American, 3rd team)
- 1996-97 Christy Smith (Women's BB News Service; Athlon Sports, Lindy's, 2nd team preseason All-American)


- 1995-96 Christy Smith (ESPN Basketball Top 5; Women's Basketball News Service, 2nd team preseason All-America)
- Sytia Messer & Shaka Massey (PRIME Network Freshman All-America)
- 1994-95 Christy Smith (Women's Basketball News Service, 2nd team; WBNS Freshman All-America, 1st team)
- Kimberly Wilson & Stephanie Bloomer (Women's Basketball News Service, preseason All-America)
- 1990-91 Delmonica DeHorney (USA TODAY top 15; Street & Smith's, 1st team; Dick Vitale's Basketball, 2nd team)
- Amber Nicholas (Street & Smith's BB Yearbook, honorable mention)
- 1988-89 Shelly Wallace (American Women's Sports Federation, 2nd team; Street & Smith's, honorable mention)
- 1987-88 Delmonica DeHorney (American Women's Sports Federation, Freshman All-America Team)
- 1985-86 Lanell Dawson (American Women's Sports Federation, Freshman All-America Team; Women's Basketball Yearbook Freshman All-America, honorable mention)

COSIDA ACADEMIC ALL-AMERICA

- 2007-08 Sarah Pfeifer, national ballot
- 2006-07 Sarah Pfeifer, national ballot
- 2005-06 Kristin Peoples, 3rd Team
- 2004-05 Kristin Peoples, national ballot
- 1990-91 Amber Nicholas, 2nd Team
- 1989-90 Amber Nicholas, 3rd Team

COSIDA ACADEMIC ALL-DISTRICT

- 2012-13 Calli Berna, 1st Team
- 2007-08 Sarah Pfeifer, 1st Team
- Brittney Vaughn, 2nd Team
- 2006-07 Sarah Pfeifer, 1st Team
- 2005-06 Kristin Peoples, 1st Team
- 2004-05 Kristin Peoples, 1st Team
- Sarah Pfeifer, 2nd Team
- 1990-91 Amber Nicholas, 1st Team
- Sally Moore, 2nd Team



**Delmonica
DEHORNEY**



**Amber
NICHOLAS**

ALL - SOUTHEASTERN CONFERENCE

The All-Southeastern Conference team is selected by the league coaches and has changed twice in the recent seasons. Since the league's inception, the team was composed of a first- and second-team of 10 players each. In 2003, only 10 players -- five first, five second -- were selected. In 2004, 16 players -- eight first and eight second -- were chosen, the format which continues today. Five freshmen are chosen to the all-freshman team (with the exception of 1999). In addition, the academic team for the SEC, the SEC Academic Honor Roll, is chosen each season. After 2001, the honor roll is one year out of sequence to allow seniors to earn fourth-year honors. Recent additions to the team structure were made in 2003 with the Community Service Team, 2004 with Scholar-Athlete of the Year and Defensive Player of the Year, 2006 saw the first Freshmen of the Week and 2008 a five-player all-defensive team.

2013

Sarah Watkins, SEC Co-Sixth POW
Preseason CollegeSports
Madness.com Second-Team All-SEC;
CollegeSportsMadness.com Fourth-Team All-SEC
 Erin Gatling, Community Service Team

2012

C'eira Ricketts, Preseason First Team (media & coaches)
 C'eira Ricketts, First-Team (coaches)
 C'eira Ricketts, Second-Team AP
 C'eira Ricketts, *Preseason CollegeSports*
Madness.com First-Team All-SEC
 C'eira Ricketts, *CollegeSportsMadness.com* Second-Team All-SEC
 Sarah Watkins, Preseason Second Team (media & coaches)
 Sarah Watkins, Second Team (coaches)
 Sarah Watkins, *Preseason CollegeSports*
Madness.com Second-Team All-SEC
 Sarah Watkins, *CollegeSportsMadness.com* Fourth-Team All-SEC
 Ashley Daniels *Preseason CollegeSports*
Madness.com Second-Team All-SEC
 Julie Inman, Community Service Team
 Tom Collen, SEC Coach of the Year (coaches)
 Tom Collen, *CollegeSportsMadness.com* Coach of the Year
 Calli Berna, Freshman All-SEC

2011

C'eira Ricketts, Preseason Second Team (media)
 C'eira Ricketts, Second Team (coaches)
 Sarah Watkins, Second Team (coaches)
 Ashley Daniels, Community Service Team

2010

C'eira Ricketts, Preseason Second Team (media)
 C'eira Ricketts, Preseason First Team (coaches)
 Ashlea Williams, Community Service Team

2009

C'eira Ricketts, Co-Freshman of the Year
 C'eira Ricketts, Second Team
 Charity Ford, Community Service Team
 Lyndsay Harris, Freshman All-SEC
 Lyndsay Harris, Freshman Academic Honor Roll
 Charity Ford, Sixth Player of the Year
 Ayanna Brereton, Academic Honor Roll
 Brittney Richardson, Academic Honor Roll
 Ashlea Williams, Academic Honor Roll

2008

Brittney Vaughn, All-Defense Team
 Sarah Pfeifer, Academic Honor Roll
 Sarah Pfeifer, Community Service Team
 Brittney Vaughn, Academic Honor Roll

2007

Lauren Ervin, Second Team
 Sarah Pfeifer, Scholar-Athlete of the Year
 Sarah Pfeifer, Community Service Team
 Leslie Howard, Academic Honor Roll
 Sarah Pfeifer, Academic Honor Roll
 Brittney Vaughn, Academic Honor Roll

2006

Rochelle Vaughn, Community Service Team
 Kristin Peoples, Academic Honor Roll
 Melissa Hobbs, Academic Honor Roll
 Brittney Vaughn, Academic Honor Roll

2005

Sarah Pfeifer, Scholar-Athlete of the Year
 Sarah Pfeifer, Community Service Team
 Sarah Pfeifer, Academic Honor Roll
 April Seggebruch, Academic Honor Roll
 Rochelle Vaughn, Academic Honor Roll
 Kristin Peoples, Academic Honor Roll
 Melissa Hobbs, Academic Honor Roll
 Adrienne Bush, Academic Honor Roll

2004

Shameka Christon, Player of the Year & First Team
 Kristin Peoples, Freshman All-SEC & Academic Honor Roll
 Rochelle Vaughn, Good Works Team*
 Sarah Pfeifer, Academic Honor Roll
 April Seggebruch, Academic Honor Roll
 Rochelle Vaughn, Academic Honor Roll

2003

Shameka Christon, Second Team, Good Works*
 Ruby Vaden, Freshman All-SEC
 India Lewis, Academic Honor Roll
 Shanna Harmon, Academic Honor Roll

2002

Shameka Christon, Second Team
 Dana Cherry, Second Team
 Celia Anderson, Academic Honor Roll
 Wendi Willits, Academic Honor Roll
 Shanna Harmon, Academic Honor Roll
 India Lewis, Good Works Team*

2001

Shameka Christon, Freshman All-SEC
 Wendi Willits, Academic Honor Roll
 Celia Anderson, Academic Honor Roll
 Joy Oakley, Good Works Team*

2000

Wendi Willits, Second Team
 Celia Anderson, Academic Honor Roll
 Karyn Karlin, Academic Honor Roll, Good Works Team*
 Brandi Whitehead, Academic Honor Roll

Wendi Willits, Academic Honor Roll
 Amy Wright, Academic Honor Roll

1999

Karyn Karlin, Second Team
 Karyn Karlin, Academic Honor Roll
 Wendi Willits, Academic Honor Roll
 Carrie Satterfield, Good Works Team*

1998

Christy Smith, First Team
 Karyn Karlin, Second Team
 Karyn Karlin, Academic Honor Roll
 Carrie Satterfield, Academic Honor Roll
 Christy Smith, Academic Honor Roll
 Tiffany Wright, Academic Honor Roll

1997

Christy Smith, Second Team
 Kimberly Wilson, Second Team
 Karyn Karlin, SEC Freshman of the Year & Freshman All-SEC
 Kimberly Wilson, Academic Honor Roll
 Christy Smith, Academic Honor Roll
 Shaka Massey, Academic Honor Roll
 Carrie Parker, Academic Honor Roll
 Taqueta Roberson, Academic Honor Roll
 Tiffany Wright, Academic Honor Roll

1996

Kimberly Wilson, Second Team
 Shaka Massey, Freshman All-SEC
 Sytia Messer, Freshman All-SEC
 Christy Smith, Academic Honor Roll

1995

Christy Smith, Freshman of the Year, Second Team; Consensus All Freshman Team
 Kimberly Wilson, Second Team
 Stephanie Bloomer, Second Team

1994

Kimberly Wilson, Freshman All-SEC

1993

Angela Davis, Academic Honor Roll
 Blair Savage, Academic Honor Roll

1992

Amber Nicholas, Academic Honor Roll
 Blair Savage, Academic Honor Roll

*Good Works Team became Community Service Team

ALL-SEC TOURNAMENT

2003 Shameka Christon
 2002 Shameka Christon

SEC PLAYER OF THE WEEK

2013 Keira Peak, Nov. 26
 2012 C'eira Ricketts, Nov. 14
 Sarah Watkins, Jan. 23
 Calli Berna, Feb. 13 (freshman)
 2011 C'eira Ricketts, Dec. 6 & Dec. 20
 Sarah Watkins, Jan. 10
 2010 Quistelle Williams, Feb. 15 (freshman)
 2009 C'eira Ricketts, Five Times (freshman)*
 Charity Ford, Feb. 20
 2008 Lauren Ervin, Dec. 5 & Dec. 31
 2007 Brittney Vaughn, Dec. 18
 Donica Cosby, Nov. 27 (freshman)
 2006 Whitney Jones, Dec. 1 (freshman)
 2004 Shameka Christon, Jan. 19, Feb. 9 (co)
 2003 Shameka Christon, Jan. 20
 India Lewis, Dec. 2, 2002
 2001 Wendi Willits, Jan. 25
 2000 Karyn Karlin, Feb. 7
 Dana Cherry, Dec. 13, 1999
 1998 Christy Smith, Jan. 12
 1995 Christy Smith, Jan. 30
 1994 Kimberly Wilson, Rookie of the Week
 1992 Sha Hopson, Jan. 16
 *Ties SEC Record

ASSOCIATED PRESS ALL-SOUTHEASTERN CONFERENCE

Starting with the 1998 season, the Associated Press women's basketball writers voted All-Southeastern Conference team.
 2012 C'eira Ricketts, First Team
 2011 C'eira Ricketts, Second Team
 Sarah Watkins, Honorable Mention
 2009 C'eira Ricketts, Honorable Mention
 2008 Brittney Vaughn, Honorable Mention
 2004 Shameka Christon, Player of the Year & First Team
 2003 Shameka Christon, Second Team
 India Lewis, Third Team
 2002 Shameka Christon, Dana Cherry, Honorable Mention
 2001 Wendi Willits, Third Team
 1999 Karyn Karlin, Second Team
 1998 Christy Smith, First Team

SEC LEGENDS

2001 Christy Smith
 2002 Wendi Willits
 2003 Amber Shirey
 2004 Christy Smith Flowers
 2005 Tracy Webb Rice
 2006 Bettye Fiscus Dickey
 2007 Kimberly Wilson Jenkins
 2008 Shelley Wallace
 2009 Lisa Sparks Walker, track and field
 2010 Shameka Christon
 2011 Delmonica DeHorney Hawkins
 2012 Sytia Messer
 2013 Blair Savage

ALL - SOUTHWEST CONFERENCE

The All-Southwest Conference team selected by the league coaches was composed of five players from 1983-86. Starting in 1987, two five-player teams were chosen. In 1988, an academic team, co-sponsored by GTE, was started.

1991

Delmonica DeHorney, 1st Team, Player of the Year
Amber Nicholas, 1st Team, Academic Team
Blair Savage, 2nd Team
Sha Hopson, All-Newcomer Team

1990

Delmonica DeHorney, 1st Team, Player of the Year
Juliet Jackson, 2nd Team
Amber Nicholas, 2nd Team, Acad. Team
Sue Pack, Academic Team
John Sutherland, Coach of the Year

1989

Shelly Wallace, 1st Team
Juliet Jackson, 2nd Team
John Sutherland, Coach of the Year

1988

Shelly Wallace, 1st Team
Delmonica DeHorney, 2nd Team,
Newcomer of the Year
Cindy Daley, Academic Team

1987

Tracy Webb, 1st Team
Monica Brown, 2nd Team

1986

John Sutherland, Coach of the Year

1985

Bettye Fiscus

1984

Amanda Holley

1983

Bettye Fiscus

1982

Bettye Fiscus, Kim Bunge

ALL-SWC TOURNAMENT

1991 Amber Nicholas, MVP
Delmonica DeHorney, Sha Hopson
1989 Shelly Wallace, Lisa Martin
1987 Tracy Webb, Bronwyn Wynn
1985 Bettye Fiscus
1984 Amanda Holley
1983 Bettye Fiscus

SWC PLAYER OF THE WEEK

Player of the Week honors started in 1986-87.

1991 Delmonica DeHorney, Jan. 14, Feb. 21
Blair Savage, Dec. 17
1990 Delmonica DeHorney, Jan. 9, Feb. 6 (co-player), Feb. 27
Amber Nicholas, Feb. 13 (co-player)
Blair Savage, Jan. 23

1989 Shelly Wallace, Dec. 13, Dec. 20, Feb. 21

1988 Shelly Wallace, Feb. 16, Feb. 23, Mar. 7

1987 Bronwyn Wynn, Jan. 27

Tracy Webb, Feb. 17

Monica Brown, Feb. 24

SWC ALL-DECADE TEAM

Selected on the 10th anniversary of women's championships in the Southwest Conference.

FIRST TEAM

Delmonica DeHorney

SECOND TEAM

Bettye Fiscus
Shelly Wallace




NCAA WOMAN OF THE YEAR



**Amber
NICHOLAS**

1992 STATE WINNER



**Blair
SAVAGE**

1993 STATE WINNER



**Christy
SMITH**

1998 STATE WINNER

Started in 1991 to recognize female athletes, the NCAA Woman of the Year program showcases individuals who have been standouts in athletics, academics and community service.

The Razorback women's basketball team has three university and statewide selections in the NCAA Woman of the Year program.

The University of Arkansas has produced 10 of the first 11 Women of the Year for the state, including the first top 10 national finalist for the state of Arkansas -- track and field All-American Jessica Dailey.

Each NCAA member institution selects its university-wide Woman of the Year. Those nominations are forwarded to the state level where a panel of journalists and NCAA officials vote to select a representative for the state at the national level. These 51 state Women of the Year are honored at the NCAA Woman of the Year banquet where a top 10 and a single national Woman of the Year are chosen.

OTHER RAZORBACK HONORS

NCAA WOMAN OF THE YEAR

Christy Smith, 1998
State of Arkansas and National Finalist
Blair Savage, 1993
State of Arkansas and National Finalist
Amber Nicholas, 1992
State of Arkansas and National Finalist

NCAA POSTGRADUATE SCHOLARSHIP

Amber Nicholas, 1992-93

WADE TROPHY

Shameka Christon, 2004 finalist
Amber Nicholas, 1992 nominee
Delmonica DeHorney, 1991 finalist
Bettye Fiscus, 1985 finalist

NAISMITH AWARD

Shameka Christon, 2003 ballot, 2004 finalist
Christy Smith, 1997 ballot
Christy Smith, 1996 finalist
Delmonica DeHorney, 1991 finalist

WOODEN AWARD

Shameka Christon, 2004 finalist

ED STEITZ AWARD

Wendi Willits, 1999

ESPN THREE-POINT CONTEST

Wendi Willits, 2001

SPORTS ILLUSTRATED PLAYER OF THE WEEK

Delmonica DeHorney, March 1, 1990

NATIONAL COACH OF THE YEAR

Gary Blair, Basketball Times, 1995
Women's BB News Service, 1995

USA BASKETBALL TEAM TRIALS

C'eira Ricketts, 2009
Shameka Christon, 2009
Ruby Vaden, 2003

Danielle Allen, 2003
Shameka Christon, 2001, 2002
Christy Smith, 1997
Shaka Massey, 1996

USA JUNIOR NATIONAL TEAM

Shameka Christon, 2001 (FIBA Jr World Bronze Medal)

USA YOUNG WOMEN'S TEAM

Ruby Vaden, 2003 team alternate
Shameka Christon, 2002 (COPABA Gold Medal)

WORLD UNIVERSITY GAMES

Christy Smith, 1997, Gold Medalist

JONES CUP

Gary Blair, 1996, Assistant Coach

OLYMPIC FESTIVAL TEAM

Gary Blair, 1996, North team, head coach
Christy Smith, 1995, North team
Sha Hopson, 1991, South team

US SELECT TEAM TRIALS

Marsha Lackey-Vining, 1978
Debbie Roe, 1978
Shameka Christon, 2009

BELL ATLANTIC SCHOLAR-ATHLETE AWARD

Amber Nicholas, 1990

ENTERGY POSTGRADUATE SCHOLARSHIP

Blair Savage, 1993

WBCA ROBIN ROBERTS AWARD

Brittney Vaughn, 2008

WBCA/HONDA ALL-STAR CHALLENGE

Christy Smith, 1998 (Selected, did not play due to F4)

ATHLETES IN ACTION (COLLEGE)

Sytia Messer, 1997 (Europe)

Kimberly Wilson, 1995 (Africa)
Cheryl Orcholski, 1983 (S. America)
John Sutherland, 1983 (Asst. Coach, Asia)

ATHLETES IN ACTION (PRO)

Karyn Karlin, 2000 & 2001
(USA Tour Team)
Christy Smith, 2000, 1998 (USA Tour Team)
Sytia Messer, 1999 (USA Tour Team)

ATHLETIC INT'L MINISTRIES

Karyn Karlin, 1999, Collegiate Athlete of the Year
Christy Smith, 1998, Collegiate Athlete of the Year

WNBA CAMP

Lauren Ervin, 2009
Brittney Vaughn, 2008
Shameka Christon, 2004
Amy Wright, 2002
Wendi Willits, 2001
Karyn Karlin, 2000
Christy Smith, 1998
Kimberly Wilson, 1997

U19 WORLD CHAMPIONSHIP

C'eira Ricketts, 2009

COLLEGESPORTS360.COM PRIMETIME PERFORMER HONOR ROLL

Sarah Watkins, 1/25/12

Celia Anderson

Alexander the Great (Greece), 2001

Lonniya Bragg

Atlanta Flame (WBCBL), 2006 [MVP, 2006]
Sundsvall Saints (Sweden), 2008

Dana Cherry

Charlotte Sting (WNBA) [23rd pick overall; 2nd rd, 2003 draft]

Treva Christensen

Insolo (Finland), 2002

RAZORBACKS IN THE PROS

Shameka Christon

San Antonio Stars (2012-present)
Chicago Sky (2010-11)
New York Liberty (WNBA), 2004-2009
(5th pick overall; 1st round,
2004 draft, WNBA All-Star Team, 2009)
Rivas Futura (Spain) 2006
Elizur Ramla (Israel D. I), 2004-05
Hondarribia-Irun (Spain), 2008
Orenburg (Russia), 2009

Delmonica DeHorney

Japan Air Lines, 1991

Lauren Ervin

Connecticut Sun (WNBA), 2008-09
(37th pick overall, 3rd round, 2008
draft)

Sundsvall Saints (Sweden) 2009

Phoenix Mercury
Faenza (Italy), 2010-11
Washington Mystics
Ceyhan Bid (Turkey)
Leonas De Ponce (Puerto Rico)

Karyn Karlin

Birmingham Power (ABL), 2002
Miami Sol (WNBA), 2002 camp
BC Nokia (Finland), 2001
Calais (France), 2001

India Lewis

BL Levy (Holland), 2004

Shaka Massey

Charlotte Sting (WNBA), 2000
(59th pick overall; 4th round, 2000
draft)

Cheryl Orcholski

Columbus Minks (WBA), 1984 [40th pick of
1984 draft]

C'eira Ricketts

Phoenix Mercury (WNBA), 2012
(24th pick overall; 2nd round, 2012
draft)

Christy Smith

Charlotte Sting (WNBA), 1998 & 1999
(17th pick overall; 2nd round, 1998
draft)

Brittney Vaughn

Minnesota Lynx (WNBA), 2008
Visby (Sweden), 2008-09

Rochelle Vaughn

Dallas Lady Diesel (WBCBL), 2006
Russia, 2008-09

Wendi Willits

Los Angeles Sparks (WNBA), 2001
[Free agent]

Amy Wright

Detroit Shock (WNBA), 2002 camp

ALL - TOURNAMENT TEAM SELECTIONS

ARKANSAS HOOPS

2012-13 Mariott Wakiki Beach Resort Classic (Honolulu)
Keira Peak, MVP
Sarah Watkins, all-tournament

2011-12 WBI Tip-Off Classic (Daytona Beach)
Sarah Watkins, all-tournament
C'eira Ricketts, MVP

2010-11 UTEP Thanksgiving Classic
Lyndsay Harris, Sarah Watkins, all-tournament
C'eira Ricketts, Defensive MVP

2008-09 Commerce Bank Wildcat Classic
Whitney Jones, C'eira Ricketts, all-tournament
Junkanoo Jam
Lyndsay Harris, all-tournament

2007-08 UTSA Thanksgiving Classic
Whitney Jones, Lauren Ervin, all-tournament
Blue Sky Holiday Classic (Dartmouth)
Lauren Ervin, MVP
Brittney Vaughn, all-tournament

2006-07 Hawaiian Airlines Rainbow Wahine Classic
Donica Cosby, all-tournament

2005-06 Florida International Holiday Classic
Kristin Moore, Rochelle Vaughn, all-tournament

2004-05 Flint Hills Resources Holiday Classic
Kristin Peoples, all-tournament

2003-04 LMU Thanksgiving Classic
Shameka Christon, MVP;
Rochelle Vaughn, all-tournament

2002-03 Paradise Jam
India Lewis, Shameka Christon, all-tournament
Gene Hackerman (Rice)
India Lewis, MVP
Shameka Christon, all-tournament

2000-01 Rainbow Wahine Invitational
Wendi Willits, Lonniya Bragg, all-tournament

1999-2000 Princeton Invitational
India Lewis, all-tourn.; Wendi Willits, MVP

1998-99 Four in the Fall (WBCA)
Karyn Karlin, all-tournament

Arkansas Invitational
Wendi Willits, all-tourn.; Karyn Karlin, MVP
Lady Griz Holiday Classic (Montana)
Kamara Stancle, all-tourn.; Karyn Karlin, MVP
Women's NIT
Sytia Messer, all-tourn.; Lonniya Bragg, MVP

1997-98 Arkansas Dial Classic VII
Sytia Messer, all-tourn.; Karyn Karlin, MVP
NCAA West Regional
Christy Smith, Treva Christensen, all-tourn.
Sytia Messer, MVP

1996-97 Kona Classic
Karyn Karlin, Sytia Messer, all-tournament
Arkansas Dial Classic VI
Kim Wilson, Shaka Massey, all-tourn.;
Christy Smith, MVP

1995-96 Women's Pre-Season NIT
Christy Smith, Kimberly Wilson, all-tournament
Arkansas Dial Classic V
Kimberly Wilson, Kelly Johnson, all-tourn.;
Christy Smith, MVP
Dr. Pepper Holiday Classic (Baylor)
Kimberly Wilson, all-tourn.; Kelly Johnson,
Hustle award; Christy Smith, MVP
National Women's Inv. Tournament
Kimberly Wilson, all-tournament

1994-95 United States Olympic Festival
Christy Smith, all-tournament
Seven-Up/Desert Classic (UNLV)
Stephanie Bloomer, all-tournament
Kimberly Wilson, all-tournament & MVP
Arkansas Dial Classic IV
Kim Wilson, Christy Smith, all-tournament
Kelly Johnson, MVP
FIU Sun & Fun Tournament
Stephanie Bloomer, all-tournament

1993-94 Rainbow Wahine Classic
Stephanie Bloomer, all-tournament
Arkansas Dial Classic III
Stephanie Bloomer, all-tourn.;
Shea Henderson, MVP

1992-93 Arkansas Dial Classic II
Angela Davis, Blair Savage, all-tourn.;
Shea Henderson, MVP

1991-92 Arkansas Dial Classic
Angela Davis, Blair Savage, Amber
Nicholas, all-tournament; Nicholas, MVP
Lady Cougar Invitational (Houston)
Sha Hopson, all-tournament

1990-91 Arkansas Thanksgiving Tournament
Delmonica DeHorney, Amber Nicholas,
Christi Willson, all-tourn.; DeHorney, co-MVP
Washington State Dial Classic
Amber Nicholas, Delmonica DeHorney,
Blair Savage, Sally Moore, all-t.; Nicholas, MVP
Bell Atlantic Holiday (Rutgers)
Amber Nicholas, all-tournament
NCAA Midwest Regional
Delmonica DeHorney, all-tournament

1989-90 Arkansas Thanksgiving Tournament
Juliet Jackson, Sally Moore, Blair Savage,
all-tournament; Jackson and Moore, co-MVP
Arizona State Dial Classic
Juliet Jackson, Delmonica DeHorney, att; Amber Nicholas, MVP
NCAA West Regional
Delmonica DeHorney, all-tournament

1988-89 Auburn Dial Classic
Shelly Wallace, all-tournament
Ladyjack (SFA) Dial Classic
Shelly Wallace, all-tournament

1986-87 BG (Bowling Green) Invitational
Lanell Dawson, all-tournament

1985-86 Lady Rebel (Ole Miss) Dial Classic
Debra Williams, all-tournament
National Women's Inv. Tournament
Lanell Dawson, Monica Brown, all-tournament;
Tracy Webb, MVP

1983-84 Minnesota Dial Classic
Bettye Fiscus, Amanda Holley

1982-83 Lady Razorback Invitational
Bettye Fiscus, MVP

1981-82 Lady Razorback Invitational
Bettye Fiscus, MVP
Northern Lights Invitational
Bettye Fiscus, all-tournament

1980-81 Lady Razorback Invitational
Kim Bunge, MVP

ITALY

STAFF

RAZORBACKS

REVIEW

RECORDS

HISTORY

OPPONENT INFO/RECORDS

UNIVERSITY



Bettye Fiscus (back row standing at left) is the first Razorback women's basketball player to earn all-tournament. This is the all-tournament team from one of the great women's basketball tournaments of the early era, the Northern Lights Invitational hosted by University of Alaska-Anchorage.

CONFERENCE, NATIONAL LEADERS

| | | | | | |
|--------------------------------------|-----------------------------|------------------|--------------------|-----------------------------|---------------|
| Individual -- NCAA Division I | | | 1999 | Wendi Willits, 3pt % | 46.0% |
| 1995 | Christy Smith, free throw % | 89.9% | | Wendi Willits, 3pt made | 104/3.2 per |
| | | | 1996 | Kimberly Wilson, 3pt % | 46.4% |
| Team -- NCAA Division I | | | 1995 | Christy Smith, free throw % | 89.9% |
| 1991 | Field Goal Pct. | 52.3% | | | |
| | | | Team -- SEC | | |
| Individual -- SEC | | | 2005 | Steals | 833/12.52 per |
| 2012 | Sarah Watkins (tie), blocks | 2.5 bpg | 2000 | 3-Point Pct. | 38.2% |
| | Ashley Daniels, Off Reb. | 3.3 orpg | 1996 | 3-Point Pct. Defense | 28.1% |
| 2011 | Lyndsay Harris, 3pt made | 81/2.8 per | 1995 | Free Throw Pct. | 77.0% |
| 2004 | Shameka Christon, scoring | 611 pts/21.8 ppg | 1993 | 3-Point Pct. Defense | 23.9% |
| 2002 | India Lewis, 3pt made | 89/2.8 per | | | |

ARKANSAS

HISTORY



2013 | WOMEN'S BASKETBALL | 2014

COACHING RECORDS

124

| | YEAR | OVERALL | | | | SOUTHEASTERN | | | | SOUTHWEST | | | | POSTSEASON |
|------------|-------|---------|---------|---------|--------|--------------|--------|--------|------|-----------|--------|--------|------|--------------------|
| | | ALL | HOME | ROAD | NEU. | PLACE | ALL | HOME | ROAD | PLACE | ALL | HOME | ROAD | |
| OGLE | 76-77 | 10-6 | 6-0 | 4-5 | 0-1 | | | | | | | | | |
| | 77-78 | 14-9 | 8-1 | 5-5 | 1-3 | | | | | | | | | |
| HENN | 78-79 | 7-13 | 4-3 | 2-7 | 1-3 | | | | | | | | | |
| | 79-80 | 15-10 | 7-3 | 7-4 | 1-3 | | | | | | | | | SWAIAW Regional |
| | 80-81 | 11-18 | 7-6 | 1-9 | 3-3 | | | | | | | | | SWAIAW Regional |
| WILLIS | 81-82 | 26-10 | 12-0 | 6-7 | 8-3 | | | | | | | | | AIAW Sweet 16 |
| | 82-83 | 21-8 | 9-0 | 7-8 | 5-0 | | | | | 2nd | 6-2 | 4-0 | 2-2 | |
| | 83-84 | 20-9 | 11-2 | 6-6 | 3-1 | | | | | 3rd | 11-5 | 7-1 | 4-4 | |
| SUTHERLAND | 84-85 | 20-8 | 12-2 | 6-4 | 2-2 | | | | | 3rd | 11-5 | 6-2 | 5-3 | |
| | 85-86 | 22-8 | 11-1 | 9-6 | 2-1 | | | | | 2nd | 13-3 | 7-1 | 6-2 | NCAA First Round |
| | 86-87 | 20-12 | 10-1 | 6-8 | 4-3 | | | | | 2nd | 12-4 | 7-1 | 5-3 | NWIT Champion |
| | 87-88 | 13-15 | 9-4 | 3-9 | 1-2 | | | | | 4th | 8-8 | 5-3 | 3-5 | |
| | 88-89 | 22-8 | 9-2 | 10-4 | 3-2 | | | | | 2nd | 13-3 | 7-1 | 6-2 | NCAA First Round |
| | 89-90 | 25-5 | 11-3 | 12-1 | 2-1 | | | | | t1st | 15-1 | 7-1 | 8-0 | NCAA Elite 8 |
| | 90-91 | 28-4 | 14-0 | 9-3 | 5-1 | | | | | 1st | 15-1 | 8-0 | 7-1 | NCAA Sweet 16 |
| | 91-92 | 11-14 | 9-3 | 1-10 | 1-1 | 11th | 3-8 | 3-2 | 0-6 | | | | | |
| | 92-93 | 13-14 | 10-4 | 3-9 | 0-1 | t8th | 4-7 | 3-3 | 1-4 | | | | | |
| | 93-94 | 15-14 | 9-4 | 4-9 | 2-1 | 8th | 3-8 | 2-3 | 1-5 | | | | | |
| BLAIR | 94-95 | 23-7 | 10-2 | 8-3 | 5-2 | t4th | 7-4 | 4-2 | 3-2 | | | | | NCAA Second Round |
| | 95-96 | 21-13 | 14-4 | 5-6 | 2-3 | 10th | 3-8 | 3-3 | 0-5 | | | | | NWIT Fourth Place |
| | 96-97 | 18-10 | 12-3 | 3-6 | 3-1 | 7th | 5-7 | 4-2 | 1-5 | | | | | |
| | 97-98 | 22-11 | 10-3 | 6-5 | 6-3 | t6th | 7-7 | 4-3 | 2-5 | | | | | NCAA Final Four |
| | 98-99 | 20-14 | 15-4 | 3-8 | 2-2 | 11th | 5-9 | 3-4 | 2-5 | | | | | WNIT Champion |
| | 99-00 | 17-15 | 12-5 | 4-8 | 1-2 | 10th | 4-10 | 4-3 | 0-7 | | | | | WNIT Semifinals |
| | 00-01 | 20-13 | 9-3 | 5-7 | 6-3 | t6th | 6-8 | 4-3 | 2-5 | | | | | NCAA Second Round |
| | 01-02 | 20-12 | 12-2 | 4-9 | 4-1 | 7th | 7-7 | 6-1 | 2-5 | | | | | NCAA Second Round |
| | 02-03 | 22-11 | 12-2 | 5-6 | 5-3 | 7th | 7-7 | 6-1 | 1-6 | | | | | NCAA Second Round |
| | 03-04 | 16-12 | 7-4 | 7-7 | 2-1 | 9th | 5-9 | 3-4 | 2-5 | | | | | |
| GARDNER | 04-05 | 17-14 | 10-4 | 3-8 | 4-2 | 11th | 3-11 | 3-4 | 0-7 | | | | | WNIT Second Round |
| | 05-06 | 13-15 | 9-4 | 2-10 | 2-1 | t8th | 5-9 | 4-3 | 1-6 | | | | | |
| | 06-07 | 18-13 | 7-6 | 9-5 | 2-2 | 10th | 3-11 | 1-6 | 2-5 | | | | | |
| | 07-08 | 17-13 | 10-6 | 2-6 | 5-1 | 11th | 2-12 | 1-6 | 1-6 | | | | | |
| COLLEN | 08-09 | 18-14 | 12-5 | 4-7 | 2-2 | 8th | 6-8 | 3-4 | 3-4 | | | | | WNIT Third Round |
| | 09-10 | 12-18 | 5-7 | 3-8 | 4-3 | 12th | 4-12 | 1-7 | 3-5 | | | | | |
| | 10-11 | 22-12 | 12-6 | 9-5 | 1-1 | 9th | 6-10 | 2-6 | 4-4 | | | | | WNIT Quarterfinals |
| | 11-12 | 24-9 | 14-2 | 6-5 | 4-2 | t4th | 10-6 | 6-2 | 4-4 | | | | | NCAA Second Round |
| | 12-13 | 20-13 | 12-6 | 7-5 | 1-2 | 8th | 6-10 | 3-5 | 3-5 | | | | | WNIT Second Round |
| 673-424 | | 362-117 | 196-237 | 105-69 | | 111-188 | 74-77 | 38-111 | | 104-32 | 58-10 | 46-22 | | |
| All Games | | Home | Road | Neutral | | SEC | Home | Road | | SWC | Home | Road | | |
| TOTAL | | 1097 | 479 | 433 | 174 | 299 | 151 | 149 | | 136 | 68 | 68 | | |
| WIN % | | (.613) | (.756) | (.452) | (.603) | (.371) | (.490) | (.255) | | (.765) | (.853) | (.676) | | |

SUMMARY

| COACH | TENURE | YRS | GAMES | W-L | PCT | CONF. | PCT. | LEAGUE |
|-----------------|--------------|-----|-------|---------|------|-------|------|--------|
| Sharon Ogle | 1976-78 | 2 | 39 | 24-15 | .615 | n/a | --- | |
| Joan Henn | 1978-81 | 3 | 74 | 33-41 | .446 | n/a | --- | |
| Matilda Willis | 1981-84 | 3 | 94 | 67-27 | .713 | 17-7 | .708 | SWC |
| John Sutherland | 1984-93 | 9 | 262 | 174-88 | .664 | 87-25 | .777 | SWC |
| | | | | | | 7-15 | .318 | SEC |
| Gary Blair | 1993-2003 | 10 | 318 | 198-120 | .623 | 54-75 | .419 | SEC |
| Susie Gardner | 2003-2007 | 4 | 118 | 64-54 | .542 | 16-40 | .286 | SEC |
| Tom Collen | 2008-Present | 6 | 192 | 113-79 | .588 | 34-58 | .370 | SEC |

#NEVERYIELD



Sharon Ogle



Joan Henn



Matilda Willis



John Sutherland



Gary Blair



Susie Gardner



Tom Collen

HEAD COACHES

Sharon Ogle, 1976-78
Joan Henn, 1978-81
Matilda Willis, 1981-84
John Sutherland, 1984-93
Gary Blair, 1993-2003
Susie Gardner, 2003-07
Tom Collen, 2007-present

Deceased (2000)

Head Coach at Tulsa

Head Coach at Texas A&M
Head Coach at Mercer

ASSISTANT/ ASSOCIATE HEAD COACHES

Asst. Head Coach Tom Collen, 1993-97
Assoc. HC Vic Schaefer, 2002-03
Assoc. HC Tim Eatman, 2007-10



ASSISTANT COACHES

Judy Grayston, 1978-79
Ann Keenan, 1979-80
Barbara Foley, 1980-81
Jeff Cohen, 1981-82
Lisa Parker, 1982-83
John Sutherland, 1982-85
Joey Anders, 1984-85
Journey Beard, 1984-85
Tracey Mays Stehlik, 1985-93
Don Paul, 1985-88
Leslie Byrd, 1988-89
Loy Moore, 1988-93
Sue Donohoe, 1993-94
Amber Nicholas Shirey, 1993-2007
Kit Kyle, 1994-96
Vic Schaefer, 1997-2003
Rena Holden, 2003-2005
Johnnie Harris, 2004-07
Khadija Head, 2005-06
Mike Neighbors, 2006-07
Trenia Tillis, 1996-2000
Kelly Bond, 2000-03
Charity Elliott, 2003-04
Zenarae Antoine, 2007-10
Greg Collins, 2007-11
Tari Cummings, 2011-present
Nicki Collen, 2011-present



DIRECTOR OF BASKETBALL OPERATIONS

Mike Neighbors, 1999-2001
Kelley Waters, 2001-2005
Khadija Head, 2004-05, 2006-07
Amber Shirey, 2007-2012
Jessica Bowie, 2012
Jeff Brazil, Internal Ops, 2013-present
Simeon Hinsey, External Ops, 2013-present



STUDENT/GA COACHES

Kelly Lipe, 1983-84
Tracy Webb, 1987-88
Robyn Irwin, 1989-90
Gail Streigler, 1990-91
Jeannie Treat, 1991-92
Amber Nicholas, 1992-93
Blair Savage, 1993-94
Debbie Olivas, 1995-96
Kelly Johnson, 1996-97
Alli Clark, 2003-05
Allison Singleton, 2005-07
Angie Nelp, 2007-08
David Walker, 2008-10
Ashlea Williams, 2010-12
Mike Jennings, 2012-13



MANAGERS

Morgan Abernathy, 2010
Sammie Baird, 1982-86
Haley Bestgen, 2006-10
Nathan Bodenstein, 2005-07
Chana Boyland, 1985-86
Tina Brewer, 1984-85
Sheila Burns, 1978-79
Susanne Clark, 1991-94
Amy Clement, 1994-98
Jason Clemons, 1996-2000
Amanda Coughlin, 2010-present
Erin Cox, 2007-10
Amber Earls, 2011-12
Alex Fesler, 2011-12
Tom Halbmaier, Jr., 1994-97
Ryanne Hartley, 2009-10t
Rita Ivie, 1983-86
Mike Jennings, 2010
Brittney Johnson, 2002-05
Karen Johnson, 1987-88
Jason Jones, 1990-93
M.J. Keeler, 2001-02
Dianne Lewis, 1977-78
Kelly Lipe, 1980-83
Kim Markham, 2001-02
Cynthia Mathis, 1984-85
Daisy Moore, 1992-93
Morgan Myrick, 2010
Martha Neal, 1987-91
Grace Parker, 2008-present
Emily Pearson, 2008-10
Caroline Powell, 2008-09
Peggy Price, 1979-81
Amira Qaddoumi, 1997-2001
Malina Qaddoumi, 1997-2001
Brooke Rogers, 2011-present
Kendall Ruff, 2011-present
Gail Saulsbury, 1976-77
Allison Singleton, 2001-2004
Trudi Spencer, 2005-08
Lisa Turner, 1978-79
Marsha Van Parys, 1981-83
Kristy Weathers, 1979-80
David Weaver, 1994-98

HEAD ATHLETIC TRAINERS

Jerry Cohen, 1976-78
Nancy Stevens, 1978-1989
Sally Werner-Ferrel, 1989-94
Ruth Harris DeBro, 1994-96
Julie Cain, 1995-96



ASSISTANT ATHLETIC TRAINERS

Kris Ring, 1996-99
Sean Collins, 1999-2004
Phill Vardimann, 2004-05
Sarah Melby, 2005-06
Jeremy Braziel, 2006-2012
Natalie Trotter, 2012-present



GA/STUDENT ATHLETIC TRAINERS

Trevor Carter, 1990-91
Monique Butcher, 1990-91
Traci Gardiner, 1990-92
Kelli Sheffield, 1991-94
Kim Kalina, 1992-94
Christie Clem, 1998-99
Dana Dethrow, 1989-91
Shane Bjornberg, 2001-02
John Parrigon, 2002-03
Maggie Harrington, 2003-04
Lucy Mansfield, 2004-05
Melinda McNew, 2005-06
Katie Weindinger, 2006-07
Rea Tribble, 2007-08
Katelyn Bishop, 2008-09
JoAnn ???, 2008-09
Kurt Andrews, 2009-10
Adrienne Flemming, 2009-10

MEDIA RELATIONS

Glynda Duncan, 1976-78
Ann O'Brien, 1978-80
Charlie Fiss, 1980-84
Maria Borgstrom, 1984-85
Steve Wright, 1985-89
Bill Smith, 1989-09
Jeri Thorpe, 2009-present



VIDEO COORDINATORS

Jake Nelp, 2007-08
David Walker, 2008-10
Jeff Brazil, 2010-present



ALL - TIME RESULTS

ARKANSAS HOOPS

ITALY

STAFF

RAZORBACKS

REVIEW

RECORDS

HISTORY

OPONENT INFO/RECORDS

UNIVERSITY

1976-77

Overall: 10-6

Home: 6-0; Road: 4-5; N: 0-1

| | UA | OPP | W/L |
|--------------|--------------------------|-----|------|
| Fri., 11-19 | North Arkansas CC! | 67 | 70 L |
| Wed., 12-1 | at John Brown | 92 | 87 W |
| Sat., 12-4 | at Bartlesville Wesleyan | 68 | 19 W |
| Sat., 12-11 | John Brown | 76 | 57 W |
| Sat., 1-15 | at Tulsa | 47 | 55 L |
| Sat., 1-22 | NE Oklahoma St. | 62 | 61 W |
| Fri., 1-28 | at Cottey College | 73 | 44 W |
| Sat., 1-29 | at SW Missouri St. | 56 | 46 W |
| Mon., 1-31 | at North Ark. CC | 65 | 67 L |
| Wed., 2-2 | Carl Albert CC | 50 | 41 W |
| Fri., 2-4 | at NE Oklahoma St. | 54 | 63 L |
| Sat., 2-5 | at Oral Roberts | 37 | 69 L |
| Mon., 2-7 | Arkansas Tech | 53 | 49 W |
| Thurs., 2-10 | at Arkansas Tech | 51 | 54 L |
| Sat., 2-19 | Bartlesville Wesleyan | 108 | 29 W |
| Sat., 2-26 | Tulsa | 59 | 48 W |

! - Basketball Festival, West Fork, Ark.

1977-78

Overall: 14-9

Home: 8-1; Road: 5-5; N: 1-3

| | UA | OPP | W/L |
|--------------|--------------------|-----|------|
| Fri., 11-18 | Ark. St.-Beebe! | 62 | 58 W |
| Sat., 11-19 | Eastern Oklahoma! | 90 | 98 L |
| Tues., 11-22 | at Tulsa | 68 | 50 W |
| Thurs., 12-1 | at John Brown | 75 | 46 W |
| Tues., 12-6 | at Pittsburg St. | 67 | 52 W |
| Fri., 12-9 | at UALR | 74 | 54 W |
| Sat., 12-10 | at Arkansas St. | 59 | 67 L |
| Wed., 12-14 | at Oklahoma | 51 | 80 L |
| Mon., 1-9 | at Oklahoma St. | 53 | 56 L |
| Sat., 1-21 | John Brown | 70 | 57 W |
| Tues., 1-24 | at NE Oklahoma St. | 47 | 56 L |
| Thurs., 1-26 | Tulsa | 69 | 49 W |
| Tues., 1-31 | at Arkansas Tech | 65 | 74 L |
| Thurs., 2-2 | Cottey College | 97 | 29 W |
| Sat., 2-4 | NE Oklahoma St. | 72 | 60 W |
| Tues., 2-7 | SW Missouri St. | 66 | 35 W |
| Fri., 2-10 | Baylor# | 62 | 71 L |
| Fri., 2-10 | Lamar# | 50 | 55 L |
| Thurs., 2-16 | Oral Roberts | 71 | 88 L |
| Sat., 2-18 | Oklahoma St. | 55 | 47 W |
| Tues., 2-21 | Arkansas Tech | 61 | 51 W |
| Fri., 2-24 | at Central Ark. | 65 | 59 W |
| Thurs., 2-28 | Arkansas St. | 70 | 67 W |

! - Basketball Festival, West Fork, Ark.

- Houston Tournament, Houston, Texas

1978-79

Overall: 7-13

Home: 4-3; Road: 2-7; N: 1-3

| | UA | OPP | W/L |
|---------------|-----------------------|-----|------|
| Tues., 11-21 | at Tulsa | 79 | 76 W |
| Tues., 11-28 | at John Brown | 55 | 47 W |
| Thurs., 11-30 | at #18 Louisiana Tech | 28 | 82 L |
| Fri., 12-1 | Mississippi College! | 47 | 86 L |
| Tues., 12-5 | at Oklahoma St. | 50 | 60 L |
| Sat., 12-16 | John Brown | 73 | 48 W |
| Mon., 1-8 | Arkansas Tech | 55 | 58 L |
| Tues., 1-9 | Pittsburg St. | 58 | 50 W |
| Tues., 1-16 | Tulsa | 66 | 47 W |
| Sat., 1-20 | at NE Oklahoma St. | 64 | 79 L |
| Thurs., 1-25 | at Arkansas St. | 47 | 55 L |
| Thurs., 2-1 | at SW Missouri St. | 58 | 67 L |
| Sat., 2-3 | at Oral Roberts | 46 | 63 L |
| Fri., 2-9 | Houston# | 40 | 69 L |
| Sat., 2-10 | Prairie View# | 48 | 45 W |
| Sat., 2-10 | Southern# | 52 | 63 L |
| Wed., 2-14 | NE Oklahoma St. | 63 | 69 L |
| Tues., 2-20 | Oklahoma | 53 | 65 L |
| Thurs., 2-22 | at Memphis St. | 66 | 86 L |
| Wed., 2-28 | Arkansas St. | 52 | 37 W |

! - at Ruston, La.

- City of Houston Tournament, Houston, Tex.

1979-80

Overall: 15-10

Home: 7-3; Road: 7-4; N: 1-3

| | UA | OPP | W/L |
|--------------|-----------------------|-----|------|
| Fri., 11-16 | Missouri Southern | 53 | 45 W |
| Mon., 11-19 | Iowa St. | 56 | 39 W |
| Wed., 11-28 | at Crowder Col. | 63 | 51 W |
| Sat., 12-1 | Rice | 53 | 35 W |
| Thurs., 12-6 | Rice! | 56 | 51 W |
| Sat., 12-8 | Texas Southern! | 47 | 70 L |
| Wed., 12-12 | Texas A&I! | 71 | 54 W |
| Sat., 12-15 | NE Oklahoma St. | 62 | 58 W |
| Sat., 1-5 | at Pittsburg St. (OT) | 60 | 59 W |
| Fri., 1-11 | at New Orleans | 71 | 47 W |
| Sat., 1-12 | at Tulane | 66 | 65 W |
| Fri., 1-18 | Eastern Oklahoma | 39 | 53 L |
| Sat., 1-19 | Oral Roberts | 66 | 64 W |
| Tues., 1-22 | Oklahoma St. | 53 | 59 L |
| Sat., 1-26 | Alabama | 68 | 54 W |
| Tues., 1-29 | SW Missouri St. | 68 | 36 W |
| Fri., 2-1 | at NE Oklahoma St. | 57 | 42 W |
| Fri., 2-8 | North Texas St.# | 50 | 59 L |
| Sat., 2-9 | Texas Women's# | 58 | 67 L |
| Tues., 2-12 | Memphis St. | 65 | 71 L |
| Fri., 2-15 | at Phillips (OT) | 73 | 77 L |
| Sat., 2-16 | at Oklahoma | 50 | 57 L |
| Fri., 2-25 | at Arkansas Tech | 45 | 55 L |
| Sat., 3-1 | at Arkansas St. | 62 | 55 W |
| Thurs., 3-6 | Texas Tech\$ | 46 | 74 L |

! - Texas A&I Tournament, Kingsville, Texas

- Mean Green Classic, Denton, Texas

\$ - SWAIAW Regional, Baton Rouge, La.

1980-81

Overall: 11-18

Home: 7-6; Road: 1-9; N: 3-3

| | UA | OPP | W/L |
|--------------|----------------------|-----|-------|
| Tues., 11-18 | at Mo. Southern | 67 | 61 W |
| Tues., 11-25 | Northeast La. | 77 | 68 W |
| Thurs., 12-4 | at Northwestern St. | 62 | 73 L |
| Sat., 12-6 | at SMU | 58 | 69 L |
| Wed., 12-10 | Georgia | 49 | 61 L |
| Sat., 12-13 | Arkansas State | 57 | 50 W |
| Fri., 12-19 | at Drake | 60 | 87 L |
| Sat., 12-20 | at Iowa State | 60 | 71 L |
| Sat., 1-3 | Oklahoma | 68 | 75 L |
| Thurs., 1-8 | Wichita State! | 47 | 68 L |
| Fri., 1-9 | Southern Illinois! | 61 | 68 L |
| Sat., 1-10 | New Mexico! | 69 | 50 W |
| Fri., 1-16 | at Ala.-Birmingham | 48 | 82 L |
| Sat., 1-17 | at Alabama | 65 | 70 L |
| Sat., 1-24 | Oklahoma City | 74 | 54 W |
| Mon., 1-26 | Ark. Tech (#2, NAIA) | 50 | 51 L |
| Thurs., 1-29 | #14 Texas% | 61 | 110 L |
| Fri., 1-30 | Texas A&M% | 80 | 62 W |
| Sat., 1-31 | SMU% | 66 | 61 W |
| Tues., 2-3 | Tulsa | 88 | 67 W |
| Sat., 2-7 | Phillips | 89 | 66 W |
| Tues., 2-10 | Baylor | 62 | 73 L |
| Fri., 2-13 | Tennessee-Martin@ | 66 | 46 W |
| Sat., 2-14 | McNeese State@ | 77 | 62 W |
| Tues., 2-17 | at Memphis St. | 57 | 86 L |
| Sat., 2-21 | at Arkansas Tech | 64 | 70 L |
| Mon., 2-23 | #17 Delta State | 53 | 84 L |
| Sat., 3-7 | Oklahoma State | 68 | 69 L |
| Sat., 3-14 | Oral Roberts\$ | 57 | 59 L |

! - Pizza Hut Invitational, Wichita, Kansas

% - SWC Tournament, Houston, Texas

@ - Lady Razorback Invitational

\$ - SWAIAW Sub-Regional, Tulsa, Okla.

1981-82

Overall: 26-10

Home: 12-0; Road: 6-7; N: 8-3

| | UA | OPP | W/L |
|---------------|--------------------|-----|------|
| Tues., 11-17 | SE Oklahoma | 64 | 58 W |
| Fri., 11-20 | Northwestern St. | 78 | 64 W |
| Mon., 11-23 | at Tulsa | 76 | 60 W |
| Fri., 11-27 | Tennessee Tech! | 75 | 96 L |
| Sat., 11-28 | South Alabama! | 78 | 55 W |
| Thurs., 12-3 | Centenary# | 78 | 55 W |
| Sat., 12-5 | at Northeast La. | 70 | 68 W |
| Mon., 12-7 | at Oral Roberts | 61 | 75 L |
| Sat., 12-12 | Centenary | 67 | 47 W |
| Thurs., 12-17 | Grambling | 83 | 60 W |
| Sat., 1-2 | Arkansas College& | 57 | 39 W |
| Sat., 1-9 | #20 Kansas State | 68 | 53 W |
| Wed., 1-6 | SMU | 76 | 59 W |
| Sat., 1-9 | Evangel College | 88 | 41 W |
| Tues., 1-12 | Oral Roberts | 61 | 57 W |
| Fri., 1-15 | at SW Louisiana | 90 | 59 W |
| Sat., 1-16 | at McNeese State | 75 | 96 L |
| Sat., 1-23 | Southern | 85 | 64 W |
| Wed., 1-27 | Texas Tech% | 70 | 55 W |
| Thurs., 1-28 | Baylor% | 71 | 66 W |
| Fri., 1-29 | #10 Texas% | 53 | 68 L |
| Fri., 2-5 | at Oklahoma City | 48 | 54 L |
| Sun., 2-7 | at Oklahoma | 64 | 85 L |
| Fri., 2-12 | at Texas A&M | 70 | 60 W |
| Sat., 2-13 | at Houston | 72 | 62 W |
| Tues., 2-16 | Oklahoma St. | 79 | 70 W |
| Fri., 2-19 | Texas Southern@ | 65 | 56 W |
| Sat., 2-20 | Wichita State@ | 82 | 72 W |
| Tues., 2-23 | at #18 Delta State | 64 | 75 L |
| Fri., 2-26 | Indiana* | 60 | 63 L |
| Sat., 2-27 | Alaska* | 85 | 52 W |
| Sun., 2-28 | Washington* (OT) | 75 | 70 W |
| Thurs., 3-11 | Oklahoma City\$ | 78 | 67 W |
| Fri., 3-12 | Wayland Baptist\$ | 57 | 61 L |
| Sat., 3-13 | New Orleans\$ | 76 | 74 W |
| Sun., 3-21 | California\$ | 62 | 66 L |

! - Tip-Off Classic, Cookeville, Tenn. || # - at Camden, Ark.

& - at Wynne, Ark. || % - SWC Tour., College Station, Texas

@ - Lady Razorback Invitational

* - Northern Lights Inv., Anchorage, Alaska

\$ - SWAIAW Regional, Lubbock, Texas

\$\$ - AIAW Championships, Berkeley, Calif.

1982-83

Overall: 21-8

SWC: 6-2 (2nd)

Home: 9-0; Road: 7-8; N: 5-0

| | UA | OPP | W/L |
|--------------|---------------------|-----|------|
| Fri., 11-26 | #11 Kansas State! | 79 | 86 L |
| Sat., 11-27 | Indiana! | 62 | 61 W |
| Fri., 12-3 | Montana# | 55 | 43 W |
| Sun., 12-5 | California# | 84 | 66 W |
| Sat., 12-11 | Oklahoma City | 86 | 57 W |
| Fri., 12-17 | at SE Oklahoma | 71 | 52 W |
| Mon., 1-3 | at Arkansas St. | 80 | 47 W |
| Wed., 1-5 | at Northwestern St. | 58 | 62 L |
| Fri., 1-7 | at Grambling | 57 | 52 W |
| Sat., 1-8 | at Louisiana Tech | 34 | 74 L |
| Tues., 1-11 | TCU* | 105 | 44 W |
| Fri., 1-14 | Georgia State& | 70 | 62 W |
| Sat., 1-15 | #7 Kentucky& | 43 | 77 L |
| Wed., 1-19 | Texas A&M* | 75 | 57 W |
| Fri., 1-28 | at Lamar | 52 | 60 L |
| Sat., 1-29 | at Houston* | 62 | 58 W |
| Fri., 2-4 | Murray State@ | 100 | 69 W |
| Sat., 2-5 | Middle Tennessee@ | 73 | 72 W |
| Mon., 2-7 | Delta State | 84 | 77 W |
| Mon., 2-14 | at Baylor* | 65 | 72 L |
| Tues., 2-15 | at SMU* | 60 | 54 W |
| Fri., 2-18 | Rice* | 68 | 43 W |
| Mon., 2-21 | at #3 Texas* | 67 | 89 L |
| Thurs., 2-24 | Texas Tech* | 74 | 67 W |
| Sat., 2-26 | Northwestern St. | 86 | 76 W |
| Wed., 3-2 | at SW Missouri St. | 76 | 54 W |
| Fri., 3-11 | Texas A&M% | 66 | 57 W |
| Sat., 3-12 | Baylor% | 65 | 62 W |
| Sun., 3-13 | #3 Texas% | 54 | 80 L |

* - Southwest Conference Game

! - Converse Little Apple Classic, Manhattan, Kansas

- Golden Bear Classic, Berkeley, Calif.

& - Lady Kat Invitational, Lexington, Ky.

@ - Lady Razorback Invitational

% - SWC Tournament, Austin, Texas

1983-84

Overall: 20-9

SWC: 11-5 (3rd)

Home: 11-2; Road: 6-6; N: 3-1

| | UA | OPP | W/L |
|--------------|-------------------|-----|------|
| Fri., 11-25 | Kansas! | 72 | 53 W |
| Sat., 11-26 | Minnesota! | 76 | 60 W |
| Tues., 11-29 | #2 La. Tech | 52 | 75 L |
| Sat., 12-3 | Oklahoma St. | 71 | 66 W |
| Tues., 12-6 | SW Missouri St. | 78 | 45 W |
| Sat., 12-10 | at Oral Roberts | 65 | 71 L |
| Sat., 12-17 | Oral Roberts | 84 | 70 W |
| Mon., 12-19 | Northwestern St.& | 75 | 73 W |
| Thurs., 1-5 | Cal Poly-Pomona# | 58 | 48 W |
| Fri., 1-6 | Oregon# | 65 | 54 W |
| Sat., 1-7 | Nevada-Las Vegas# | 62 | 68 L |
| Sat., 1-14 | at TCU* | 55 | 48 W |
| Mon., 1-16 | at #3 Texas* | 63 | 89 L |
| Thurs., 1-19 | Texas Tech* | 64 | 61 W |
| Sat., 1-21 | at Texas A&M* | 69 | 63 W |
| Mon., 1-23 | at Baylor* | 59 | 61 L |
| Thurs., 1-26 | Houston* | 68 | 58 W |
| Sat., 1-28 | Rice* | 82 | 51 W |
| Mon., 1-30 | SMU* | 79 | 59 W |
| Sat., 2-4 | Baylor* | 71 | 57 W |
| Mon., 2-6 | Texas A&M* | 83 | 70 W |
| Sat., 2-11 | at SMU* | 66 | 59 W |
| Mon., 2-13 | at Texas Tech* | 62 | 71 L |
| Sat., 2-18 | #1 Texas* | 70 | 71 L |
| Wed., 2-22 | TCU* | 83 | 67 W |
| Sat., 2-25 | at Houston* | 54 | 66 L |
| Mon., 2-27 | at Rice* | 85 | 66 W |
| Tues., 3-6 | Texas A&M% | 75 | 66 W |
| Thurs., 3-8 | Texas Tech%% | 43 | 56 L |

* - Southwest Conference Game

! - Minnesota Dial Classic, Minneapolis, Minn.

& - Little Rock, Ark.; Barton Coliseum

- UNLV Round Robin Classic, Las Vegas

% - SWC Tournament, First Round, Fayetteville

%% - SWC Tournament, Houston, Texas

1984-85

Overall: 20-8

SWC: 11-5 (3rd)

Home: 12-2; Road: 6-4; N: 2-2

| | UA | OPP | W/L |
|--------------|----------------------|-----|------|
| Mon., 11-19 | Oral Roberts | 78 | 55 W |
| Fri., 11-23 | Miami (Florida)! | 79 | 58 W |
| Sat., 11-24 | Auburn! | 65 | 70 L |
| Sat., 12-1 | at Oklahoma St. | 73 | 90 L |
| Sat., 12-8 | at SW Missouri St. | 76 | 64 W |
| Tues., 12-11 | School of the Ozarks | 85 | 58 W |
| Sun., 12-16 | Grambling# | 96 | 57 W |
| Wed., 1-2 | at Texas A&M* | 81 | 67 W |
| Sat., 1-5 | at SMU* | 80 | 64 W |
| Tues., 1-8 | TCU* | 74 | 54 W |
| Sat., 1-12 | #3 Texas* | 60 | 85 L |
| Tues., 1-15 | at #16 Texas Tech* | 74 | 78 L |
| Thurs., 1-17 | Tulsa | 88 | 54 W |
| Sat., 1-19 | at Houston* | 62 | 79 L |
| Tues., 1-22 | Rice* | 81 | 57 W |
| Fri., 1-25 | UM-Kansas City | 79 | 47 W |
| Wed., 1-30 | at Baylor* | 80 | 76 W |
| Sat., 2-2 | Texas A&M* | 75 | 65 W |
| Tues., 2-5 | SMU* | 85 | 56 W |
| Sat., 2-9 | at TCU* | 92 | 69 W |
| Tues., 2-12 | at #1 Texas* | 71 | 89 |

1985-86
Overall: 22-8
SWC: 13-3 (2nd)
Home: 11-1; Road: 9-6; N: 2-1

| | UA | OPP | W/L |
|------------------------------|-----|-----|-----|
| Tues., 11-26 SW Missouri St. | 94 | 51 | W |
| Sat., 11-30 at Rutgers | 63 | 72 | L |
| Sun., 12-1 at Seton Hall | 69 | 60 | W |
| Thurs., 12-5 at Oral Roberts | 72 | 78 | L |
| Mon., 12-9 Oklahoma State | 90 | 51 | W |
| Fri., 12-13 Central Florida! | 101 | 74 | W |
| Sat., 12-14 #8 Mississippi! | 61 | 76 | L |
| Sat., 12-21 #14 Oklahoma | 79 | 66 | W |
| Sun., 12-22 Memphis St. | 76 | 64 | W |
| Thurs., 1-2 SMU* | 90 | 78 | W |
| Sat., 1-4 at TCU* | 94 | 61 | W |
| Tues., 1-7 at #1 Texas* | 44 | 75 | L |
| Sat., 1-11 #24 Texas Tech* | 62 | 60 | W |
| Tues., 1-14 Houston* | 66 | 60 | W |
| Sat., 1-18 at Rice* | 64 | 52 | W |
| Sat., 1-25 Baylor* | 86 | 55 | W |
| Tues., 1-28 at Texas A&M* | 74 | 65 | W |
| Wed., 1-29 at Lamar | 67 | 55 | W |
| Sat., 2-1 at SMU* | 79 | 53 | W |
| Tues., 2-4 TCU* | 109 | 59 | W |
| Sat., 2-8 #1 Texas* | 57 | 75 | L |
| Tues., 2-11 at Texas Tech* | 60 | 73 | L |
| Sat., 2-15 at Houston* | 77 | 67 | W |
| Tues., 2-18 Rice* | 67 | 55 | W |
| Sat., 2-22 at Tulsa | 62 | 49 | W |
| Wed., 2-26 at Baylor* | 86 | 63 | W |
| Sat., 3-1 Texas A&M* | 75 | 67 | W |
| Tues., 3-4 SMU% | 82 | 75 | W |
| Wed., 3-5 Texas Tech% | 48 | 58 | L |
| Wed., 3-12 at Missouri\$ | 65 | 66 | L |

* - Southwest Conference Game
 ! - Lady Rebel Dial Classic, Oxford, Miss.
 % - SWC Tournament, Dallas, Texas
 \$ - NCAA Midwest First Round, Columbia, Mo.

1986-87
Overall: 20-12
SWC: 12-4 (2nd)
Home: 10-1; Road: 6-8; N: 4-3

| | UA | OPP | W/L |
|----------------------------------|-----|-----|-----|
| Tues., 11-25 Southern | 103 | 51 | W |
| Sat., 11-29 Western Kentucky! | 76 | 86 | L |
| Sun., 11-30 Missouri! | 66 | 69 | L |
| Thurs., 12-4 Miss. Valley St. | 95 | 82 | W |
| Sat., 12-6 at Oklahoma | 70 | 76 | L |
| Mon., 12-8 at Oklahoma St. | 65 | 68 | L |
| Fri., 12-12 #7 CS-Long Beach# | 58 | 76 | L |
| Sat., 12-13 Montana St.# | 68 | 70 | L |
| Thurs., 12-18 at SW Missouri St. | 78 | 61 | W |
| Mon., 12-22 at Memphis St. | 60 | 79 | L |
| Sat., 1-3 TCU* | 94 | 55 | W |
| Tues., 1-6 #1 Texas* | 56 | 59 | L |
| Sat., 1-10 at Texas Tech* | 53 | 51 | W |
| Wed., 1-14 at Houston* (OT) | 76 | 78 | L |
| Sat., 1-17 Rice* | 79 | 53 | W |
| Thurs., 1-22 at Baylor* | 65 | 71 | L |
| Sat., 1-24 Texas A&M* | 86 | 69 | W |
| Mon., 1-26 SMU* | 94 | 71 | W |
| Sat., 1-31 at TCU* | 76 | 53 | W |
| Tues., 2-3 at #1 Texas* | 65 | 91 | L |
| Sat., 2-7 Texas Tech* (OT) | 69 | 65 | W |
| Tues., 2-10 Houston* | 78 | 60 | W |
| Sat., 2-14 at Rice* | 88 | 71 | W |
| Thurs., 2-19 Oral Roberts | 115 | 66 | W |
| Sat., 2-21 Baylor* | 77 | 51 | W |
| Wed., 2-25 at Texas A&M* | 63 | 57 | W |
| Sat., 2-28 at SMU* | 93 | 53 | W |
| Fri., 3-5 Houston% | 96 | 82 | W |
| Sun., 3-7 #1 Texas% | 70 | 72 | L |
| Wed., 3-19 Montana\$ | 92 | 74 | W |
| Thurs., 3-20 Providence\$ | 101 | 91 | W |
| Fri., 3-21 California\$ | 112 | 80 | W |

* - Southwest Conference Game
 ! - BG Bank Invitational, Bowling Green, Ky.
 # - Cal. St. Long Beach Dial Classic, Long Beach, Calif.
 % - SWC Tournament, Dallas, Texas
 \$ - NWIT, Amarillo, Texas

1987-88
Overall: 13-15
SWC: 8-8 (4th)
Home: 9-4; Road: 3-9; N: 1-2

| | UA | OPP | W/L |
|------------------------------|-----|-----|-----|
| Fri., 11-27 Akron! | 70 | 62 | W |
| Sat., 11-28 Kansas! | 68 | 75 | L |
| Mon., 11-30 Miss. Valley St. | 76 | 71 | W |
| Fri., 12-4 Hawai'i# | 66 | 85 | L |
| Sat., 12-5 Loyola-Marymount# | 58 | 60 | L |
| Wed., 12-9 #8 Mississippi@ | 72 | 88 | L |
| Sat., 12-12 UT-San Antonio | 84 | 73 | W |
| Sat., 12-19 SW Missouri St. | 85 | 71 | W |
| Mon., 12-21 SF Austin | 59 | 93 | L |
| Sat., 1-2 at Oral Roberts | 66 | 77 | L |
| Tues., 1-5 #1 Texas* | 70 | 89 | L |
| Sat., 1-9 TCU* | 87 | 75 | W |
| Wed., 1-13 at SMU* | 69 | 68 | W |
| Sat., 1-16 at Texas A&M* | 56 | 60 | L |
| Tues., 1-19 Baylor* | 80 | 68 | W |
| Wed., 1-27 at Rice* | 63 | 60 | W |
| Sat., 1-30 Houston* | 58 | 70 | L |
| Tues., 2-2 Texas Tech* | 80 | 67 | W |
| Sat., 2-6 at #5 Texas* | 54 | 84 | L |
| Tues., 2-9 at TCU* | 69 | 73 | L |
| Sat., 2-13 SMU* | 78 | 85 | L |
| Tues., 2-16 Texas A&M* | 79 | 69 | W |
| Sat., 2-20 at Baylor* | 71 | 56 | W |
| Wed., 2-23 UM-Kansas City | 102 | 85 | W |
| Sat., 2-27 Rice* | 79 | 73 | W |
| Wed., 3-2 at Houston* | 89 | 97 | L |
| Sat., 3-5 at Texas Tech* | 70 | 82 | L |
| Thurs., 3-10 Texas A&M% | 58 | 59 | L |

* - Southwest Conference Game
 ! - Lady Jayhawk Dial Classic, Lawrence, Kan.
 # - Hawaii Early Season Festival, Honolulu, Hawai'i
 @ - at Pine Bluff, Ark.
 % - SWC Tournament, Dallas, Texas

1988-89
Overall: 22-8
SWC: 13-3 (2nd)
Home: 9-2; Road: 10-4; N: 3-2

| | UA | OPP | W/L |
|--------------------------------|-----|-----|-----|
| Sat., 11-25 #4 Maryland! | 84 | 110 | L |
| Sun., 11-26 Tennessee St.! | 114 | 42 | W |
| Fri., 12-2 #13 SF Austin# | 75 | 93 | L |
| Sat., 12-3 UT-San Antonio# | 75 | 57 | W |
| Wed., 12-7 at #9 Mississippi | 63 | 75 | L |
| Sat., 12-10 Miss. Valley St. | 107 | 83 | W |
| Mon., 12-12 Oral Roberts | 113 | 69 | W |
| Sat., 12-17 at SW Missouri St. | 88 | 66 | W |
| Tues., 1-3 Texas Tech* | 75 | 64 | W |
| Sat., 1-7 at #4 Texas | 67 | 104 | L |
| Mon., 1-9 at UT-San Antonio | 97 | 77 | W |
| Tues., 1-10 at TCU* | 83 | 69 | W |
| Sat., 1-14 SMU* | 74 | 84 | L |
| Tues., 1-17 Texas A&M* | 91 | 90 | W |
| Sat., 1-21 at Baylor* | 95 | 87 | W |
| Sat., 1-28 Rice* | 81 | 62 | W |
| Tues., 1-31 at Houston* | 84 | 82 | W |
| Thurs., 2-2 New Orleans | 61 | 60 | W |
| Sat., 2-4 at Texas Tech* | 74 | 65 | W |
| Tues., 2-7 #11 Texas* | 67 | 87 | L |
| Sat., 2-11 TCU* | 77 | 70 | W |
| Wed., 2-15 at SMU* | 87 | 72 | W |
| Sat., 2-18 at Texas A&M* | 74 | 73 | W |
| Tues., 2-21 Baylor* | 98 | 50 | W |
| Sat., 2-25 at Missouri-KC | 46 | 42 | W |
| Tues., 2-28 at Rice* | 109 | 73 | W |
| Sat., 3-4 Houston* | 90 | 88 | W |
| Wed., 3-8 Texas Tech% | 79 | 72 | W |
| Sat., 3-11 #6 Texas% | 99 | 101 | L |
| Wed., 3-15 at #5 Purdue\$ | 63 | 91 | L |

* - Southwest Conference Game
 ! - Auburn Dial Classic, Auburn, Ala.
 # - LadyJack Dial Classic, Nacogdoches, Texas
 % - SWC Tournament, Dallas, Texas
 \$ - NCAA Midwest First Round, West Lafayette, Ind.

1989-90
Overall: 25-5
SWC: 15-1 (1st) CO-CHAMPIONS
Home: 11-3; Road: 12-1; N: 2-1

| | UA | OPP | W/L |
|--------------------------------------|-----|-----|-----|
| Fri., 11-24 Miss. Valley St.! | 93 | 50 | W |
| Sat., 11-25 Texas-El Paso! | 87 | 61 | W |
| Wed., 11-29 SW Missouri St. | 87 | 60 | W |
| Fri., 12-1 Univ. of Detroit@ | 112 | 68 | W |
| Sat., 12-2 at Arizona St.@ | 85 | 63 | W |
| Sat., 12-9 Kansas | 51 | 56 | L |
| Tues., 12-12 at Oklahoma | 86 | 68 | W |
| Thurs., 12-14 #7 Auburn | 69 | 84 | L |
| Wed., 1-3 at Houston* | 75 | 64 | W |
| Sat., 1-6 at Texas Tech (OT)* | 76 | 74 | W |
| Tues., 1-9 Baylor* | 81 | 43 | W |
| Sat., 1-13 TCU* | 86 | 65 | W |
| Wed., 1-17 at SMU* | 84 | 52 | W |
| Sat., 1-20 at Texas A&M* | 70 | 64 | W |
| Mon., 1-22 at New Orleans | 71 | 63 | W |
| Wed., 1-24 #1 Texas* | 75 | 84 | L |
| Tues., 1-30 at Rice* | 78 | 49 | W |
| Sat., 2-3 Houston* | 88 | 70 | W |
| Tues., 2-6 Texas Tech* | 62 | 55 | W |
| Sat., 2-10 at Baylor* | 98 | 61 | W |
| Tues., 2-13 at TCU* | 85 | 65 | W |
| Sat., 2-17 SMU* | 74 | 60 | W |
| Tues., 2-20 Texas A&M* [25] | 76 | 63 | W |
| Fri., 2-23 at #6 Texas* [25] | 82 | 77 | W |
| Sat., 3-3 Rice* [19] | 77 | 56 | W |
| Wed., 3-7 Texas Tech% [19] | 60 | 69 | L |
| Wed., 3-14 UCLA\$ (OT) [22] | 90 | 80 | W |
| Sun., 3-18 at #7 Georgia\$\$\$ [22] | 81 | 70 | W |
| Thurs., 3-22 #6 SF Austin\$\$\$ [22] | 87 | 82 | W |
| Sat., 3-24 at #2 Stanford\$\$\$ [22] | 87 | 114 | L |

(xx) - Arkansas' ranking at time of game
 * - Southwest Conference Game
 ! - Arkansas Thanksgiving Tour., Fayetteville
 @ - Dial Classic, Tempe, Ariz.
 % - SWC Tournament, Dallas, Texas
 \$ - NCAA West Region 1st Round, Fayetteville
 \$\$\$ - NCAA West Region 2nd Round, Athens, Ga.
 \$\$\$\$ - NCAA West Regionals, Stanford, Calif.

1990-91
Overall: 28-4
SWC: 15-1 (1st) CHAMPIONS
Home: 14-0; Road: 9-3; N: 5-1

| | UA | OPP | W/L |
|------------------------------------|-----|-----|-----|
| Preseason #10 | 105 | 74 | W |
| Fri., 11-23 Boston College! [8] | 81 | 72 | W |
| Sat., 11-24 Stephen F. Austin! [8] | 84 | 72 | W |
| Tues., 11-27 Oklahoma [8] | 104 | 51 | W |
| Fri., 11-30 Southern Utah@ [8] | 68 | 48 | W |
| Sat., 12-1 at Wash. St.@ [8] | 102 | 48 | W |
| Wed., 12-5 Murray St. [8] | 61 | 75 | L |
| Sat., 12-8 at Oklahoma St. [8] | 62 | 55 | W |
| Wed., 12-12 at SW Missouri [13] | 79 | 70 | W |
| Sat., 12-15 #8 Mississippi [13] | 60 | 89 | L |
| Fri., 12-28 at #17 Rutgers# [9] | 79 | 68 | W |
| Sat., 12-29 Maryland# [9] | 70 | 52 | W |
| Wed., 1-2 at Rice* [14] | 88 | 61 | W |
| Sat., 1-5 Houston* [14] | 76 | 61 | W |
| Tues., 1-8 #20 Texas* [14] | 64 | 62 | W |
| Sat., 1-12 at Texas Tech* [14] | 95 | 62 | W |
| Wed., 1-16 at TCU* [12] | 99 | 61 | W |
| Tues., 1-22 Texas A&M* [11] | 90 | 66 | W |
| Sat., 1-26 at Baylor* [11] | 77 | 78 | L |
| Sat., 2-2 Rice* [12] | 96 | 74 | W |
| Wed., 2-6 at Houston* [11] | 78 | 76 | W |
| Sat., 2-9 at #15 Texas* [11] | 73 | 68 | W |
| Tues., 2-12 Texas Tech* [9] | 82 | 70 | W |
| Sat., 2-16 TCU* [9] | 82 | 46 | W |
| Tues., 2-19 at SMU* [9] | 77 | 66 | W |
| Sun., 2-24 at Texas A&M* [9] | 91 | 68 | W |
| Wed., 2-27 Baylor* [8] | 90 | 74 | W |
| Wed., 3-6 Baylor* [8] | 108 | 63 | W |
| Thurs., 3-7 Houston% (OT) [8] | 83 | 77 | W |
| Sat., 3-9 Texas Tech* [8] | 60 | 51 | W |
| Sat., 3-16 #22 Northwestern\$ [9] | 105 | 68 | W |
| Thurs., 3-21 #24 Lamar\$\$ [9] | 75 | 91 | L |

(xx) - Arkansas' ranking at time of game
 * - Southwest Conference Game
 ! - Arkansas Thanksgiving Tour., Fayetteville
 @ - Washington St. Dial Classic, Pullman, Wash.
 # - Bell Atlantic Holiday Classic, Piscataway, N.J.
 % - SWC Tournament, Dallas, Texas
 \$ - NCAA Midwest 2nd Round, Fayetteville
 \$\$\$ - NCAA Midwest Regionals, Austin, Texas



Razorback Amber Nicholas cuts down the net after the 1991 Southwest Conference title in Dallas, Texas.

1991-92

Overall: 11-14

SEC: 3-8 (11th)

Home: 9-3; Road: 1-10; N: 1-1

| | Preseason #11 | UA | OPP | W/L |
|---------------|-----------------------|----|-----|-----|
| Sun., 11-24 | at #14 SF Austin [11] | 57 | 83 | L |
| Fri., 11-29 | Alabama State! [18] | 84 | 31 | W |
| Sat., 11-30 | Missouri-KC! [18] | 73 | 61 | W |
| Tues., 12-3 | Oklahoma St. [18] | 72 | 57 | W |
| Fri., 12-6 | Grambling St. [14] | 90 | 66 | W |
| Sat., 12-7 | at #23 Houston [14] | 61 | 78 | L |
| Thurs., 12-19 | Georgia* [20] | 62 | 79 | L |
| Sat., 12-21 | Kent State [20] | 89 | 72 | W |
| Mon., 12-30 | #24 SW Missouri [25] | 52 | 67 | L |
| Sat., 1-4 | at Mississippi* | 65 | 66 | L |
| Sun., 1-5 | at Memphis St. | 50 | 58 | L |
| Thurs., 1-9 | Colorado | 56 | 51 | W |
| Sat., 1-11 | #17 Auburn* | 67 | 56 | W |
| Mon., 1-13 | at Alabama | 57 | 55 | W |
| Sat., 1-18 | at Florida* | 46 | 58 | L |
| Fri., 1-24 | at Kentucky* (OT) | 74 | 75 | L |
| Sun., 1-26 | at West Virginia | 60 | 81 | L |
| Thurs., 1-30 | Oral Roberts | 88 | 64 | W |
| Sat., 2-1 | South Carolina* | 58 | 51 | W |
| Sat., 2-8 | at #13 Vanderbilt* | 75 | 79 | L |
| Tues., 2-11 | Louisiana State* | 74 | 66 | W |
| Sat., 2-15 | at Mississippi State* | 66 | 76 | L |
| Sat., 2-22 | Alabama* | 76 | 80 | L |
| Sat., 2-29 | at #2 Tennessee* | 59 | 105 | L |
| Fri., 3-6 | Kentucky% | 63 | 79 | L |

[xx] - Arkansas' ranking at time of game

* - Southeastern Conference Game

! - Arkansas Dial Classic, Fayetteville

@ - Lady Cougar Invitational, Houston, Texas

% - SEC Tournament, Albany, Georgia

1992-93

Overall: 13-14

SEC: 4-7 (8th)

Home: 10-4; Road: 3-9; N: 0-1

| | | UA | OPP | W/L |
|---------------|---------------------|-----|-----|-----|
| Tues., 12-1 | at #13 SW Missouri | 55 | 64 | L |
| Fri., 12-4 | North Texas! | 102 | 58 | W |
| Sat., 12-5 | Butler! | 80 | 66 | W |
| Tues., 12-8 | at #19 Colorado | 67 | 94 | L |
| Fri., 12-18 | at #21 DePaul | 47 | 71 | L |
| Sat., 12-19 | at Loyola-Chicago | 75 | 70 | W |
| Tues., 12-22 | Texas-Arlington | 70 | 43 | W |
| Thurs., 12-31 | Washington St. | 84 | 62 | W |
| Sat., 1-2 | Ole Miss* | 73 | 72 | W |
| Tues., 1-5 | at Oklahoma St. | 47 | 62 | L |
| Sat., 1-9 | at #12 Auburn* | 49 | 68 | L |
| Wed., 1-13 | at Georgia* | 71 | 91 | L |
| Sat., 1-16 | Florida* | 60 | 68 | L |
| Wed., 1-20 | Oklahoma | 63 | 70 | L |
| Sat., 1-23 | #24 Kentucky* | 45 | 43 | W |
| Thurs., 1-28 | at SC State | 73 | 59 | W |
| Sat., 1-30 | at S. Carolina* | 51 | 76 | L |
| Tues., 2-2 | Memphis State | 82 | 60 | W |
| Sat., 2-6 | #6 Vanderbilt* | 59 | 80 | L |
| Wed., 2-10 | at Louisiana State* | 69 | 66 | W |
| Sat., 2-13 | Mississippi State* | 80 | 51 | W |
| Tues., 2-16 | at Northwestern St. | 62 | 77 | L |
| Sat., 2-20 | at Alabama* | 56 | 66 | L |
| Thurs., 2-25 | Jackson State | 82 | 39 | W |
| Sat., 2-27 | #1 Tennessee* | 55 | 72 | L |
| Mon., 3-1 | Oral Roberts | 96 | 60 | W |
| Fri., 3-5 | Georgia% | 73 | 84 | L |

* - Southeastern Conference Game

! - Arkansas Dial Classic II, Fayetteville

% - SEC Tournament, Chattanooga, Tenn.

1993-94

Overall: 15-14

SEC: 3-8 (8th)

Home: 9-4; Road: 4-9; N: 2-1

| | | UA | OPP | W/L |
|--------------|---------------------|----|-----|-----|
| Tues., 11-30 | at Kent | 81 | 86 | L |
| Thurs., 12-3 | Boise State@ | 92 | 75 | W |
| Fri., 12-4 | San Francisco@ | 62 | 44 | W |
| Sat., 12-5 | at Hawaii@ | 58 | 88 | L |
| Wed., 12-8 | DePaul | 80 | 68 | W |
| Fri., 12-17 | New Orleans! | 60 | 59 | W |
| Sat., 12-18 | Northwestern State! | 85 | 74 | W |
| Tues., 12-21 | at SMU | 81 | 89 | L |
| Wed., 12-22 | at Texas-Arlington | 73 | 57 | W |
| Wed., 12-29 | #23 SW Missouri | 66 | 63 | W |
| Sun., 1-2 | at #1 Tennessee* | 67 | 89 | L |
| Sat., 1-8 | #25 Georgia* | 64 | 73 | L |
| Mon., 1-10 | at Butler | 69 | 66 | W |
| Wed., 1-12 | at Dayton | 76 | 59 | W |
| Sun., 1-16 | at Ole Miss* | 54 | 56 | L |
| Wed., 1-19 | Tulane | 71 | 59 | W |
| Sat., 1-22 | #23 Auburn* | 57 | 66 | L |
| Tues., 1-25 | at Oklahoma | 79 | 93 | L |
| Sun., 1-30 | at Florida* | 69 | 74 | W |
| Wed., 2-2 | #15 Alabama* | 82 | 75 | L |
| Sat., 2-5 | at Kentucky* | 60 | 81 | L |
| Mon., 2-7 | Louisiana State* | 64 | 75 | W |
| Sat., 2-12 | South Carolina* | 87 | 77 | W |
| Tues., 2-15 | Texas-Pan American | 94 | 59 | W |
| Sun., 2-20 | at #14 Vanderbilt* | 58 | 67 | L |
| Wed., 2-23 | Oral Roberts | 85 | 51 | W |
| Sat., 2-26 | at Mississippi St.* | 67 | 61 | W |
| Tues., 3-1 | Oklahoma State (OT) | 90 | 93 | L |
| Fri., 3-4 | Georgia% | 62 | 84 | L |

* - Southeastern Conference Game

@ - Rainbow Wahine Classic, Honolulu, Hawaii

! - Arkansas Dial Classic III, Fayetteville

% - SEC Tournament, Chattanooga, Tenn.

1994-95

Overall: 23-7

SEC: 7-4 (4th)

Home: 10-2; Road: 8-3; N: 5-2

| | | UA | OPP | W/L |
|---------------|--------------------------|-----|-----|-----|
| Fri., 11-25 | Pitt@ | 76 | 75 | W |
| Sat., 11-26 | at UNLV@ | 88 | 75 | W |
| Tues., 11-29 | Northeast La. | 74 | 59 | W |
| Fri., 12-2 | St. Mary's! | 66 | 48 | W |
| Sat., 12-3 | SMU! | 85 | 79 | W |
| Tues., 12-6 | at #6 Alabama* | 79 | 93 | L |
| Sat., 12-10 | at #25 SW Missouri | 61 | 60 | W |
| Thurs., 12-22 | Sam Houston | 84 | 63 | W |
| Wed., 12-28 | at Tulane* [24] | 83 | 79 | W |
| Mon., 1-2 | Brown& [24] | 76 | 58 | W |
| Tues., 1-3 | St. Joseph's& [24] | 72 | 78 | L |
| Wed., 1-4 | New Hampshire& [24] | 75 | 41 | W |
| Sun., 1-8 | at #11 Georgia* [24] | 67 | 72 | L |
| Wed., 1-11 | at Oral Roberts | 78 | 63 | W |
| Sat., 1-14 | #17 Ole Miss* | 74 | 75 | L |
| Sun., 1-22 | at Auburn* | 80 | 73 | W |
| Wed., 1-25 | at #23 Okla. St. | 79 | 65 | W |
| Sat., 1-28 | #13 Florida* | 72 | 66 | W |
| Wed., 2-1 | Texas Christian [23] | 105 | 64 | W |
| Sat., 2-4 | Kentucky* [23] | 62 | 56 | W |
| Tues., 2-7 | #2 Tennessee* [20] | 67 | 87 | L |
| Sat., 2-11 | at S. Carolina* [20] | 63 | 62 | W |
| Tues., 2-14 | at LSU* [18] | 82 | 72 | W |
| Sun., 2-19 | #8 Vanderbilt* (OT) [18] | 73 | 71 | W |
| Wed., 2-22 | #25 Oklahoma [16] | 69 | 64 | W |
| Sun., 2-26 | Mississippi St.* [10] | 86 | 63 | W |
| Fri., 3-3 | South Carolina* [16] | 80 | 70 | W |
| Sat., 3-4 | #16 Alabama% [16] | 72 | 86 | L |
| Thurs., 3-16 | San Francisco\$ [15] | 67 | 58 | W |
| Sat., 3-18 | at #14 Washington\$ [15] | 50 | 54 | L |

[xx] - Arkansas' ranking at time of game

* - Southeastern Conference Game

! - Arkansas Dial Classic IV, Fayetteville

@ - 7-Up/Desert Classic, Las Vegas, Nev.

& - FIU Sun & Fun, Miami, Fla.

^ - Lakeland Arena, Kenner, La.

% - SEC Tournament, Chattanooga, Tenn.

\$ - NCAA Midwest Subregional, Seattle, Wash.

1995-96

Overall: 21-13

SEC: 3-8 (10th)

Home: 14-4; Road: 5-6; N: 2-3

| | Preseason #10 | UA | OPP | W/L |
|---------------|------------------------|----|-----|-----|
| Wed., 11-15 | NW State# (20T) [10] | 84 | 83 | W |
| Fri., 11-17 | Drake# [10] | 81 | 76 | W |
| Sun., 11-19 | Ohio St# [10] | 86 | 80 | W |
| Tues., 11-21 | #11 Colorado# [9] | 71 | 73 | L |
| Fri., 11-24 | Florida A&M! [9] | 80 | 73 | W |
| Sat., 11-25 | Rice! [9] | 81 | 68 | W |
| Mon., 11-27 | Texas Southern [9] | 98 | 35 | W |
| Wed., 11-29 | at Northeast La. [9] | 77 | 62 | W |
| Sat., 12-2 | at Wichita State [9] | 70 | 67 | W |
| Sun., 12-10 | SW Missouri [7] | 65 | 58 | W |
| Thurs., 12-21 | at Texas Christian [8] | 83 | 52 | W |
| Fri., 12-29 | Alcorn State & [8] | 72 | 53 | W |
| Sat., 12-30 | at Baylor & [8] | 67 | 47 | W |
| Tues., 1-2 | Dayton [8] | 70 | 53 | W |
| Thurs., 1-4 | #19 Alabama* (OT) [8] | 85 | 92 | L |
| Sat., 1-6 | at Miss St.* [8] | 67 | 77 | L |
| Tues., 1-9 | at Illinois [14] | 64 | 88 | L |
| Sun., 1-14 | #2 Vanderbilt* [14] | 60 | 65 | L |
| Wed., 1-17 | at #4 Tennessee* [20] | 66 | 78 | L |
| Sun., 1-21 | South Carolina* [20] | 66 | 58 | W |
| Tues., 1-23 | at LSU* [22] | 73 | 72 | W |
| Sun., 1-28 | at Kentucky* [22] | 65 | 69 | L |
| Wed., 1-31 | Louisiana State* [24] | 74 | 65 | W |
| Sun., 2-4 | at #21 Florida* | 57 | 73 | L |
| Wed., 2-7 | #21 Oklahoma St. | 66 | 62 | W |
| Tues., 2-13 | #23 S.F. Austin | 81 | 60 | W |
| Sat., 2-17 | at #21 Ole Miss* | 62 | 73 | L |
| Tues., 2-20 | #17 Auburn* (OT) | 73 | 72 | W |
| Thurs., 2-22 | Oral Roberts | 68 | 45 | W |
| Sat., 2-24 | #2 Georgia* | 54 | 87 | L |
| Fri., 3-1 | #23 Ole Miss% | 73 | 76 | L |
| Thurs., 3-21 | Princeton\$ | 83 | 51 | W |
| Fri., 3-22 | Arizona\$ | 77 | 80 | L |
| Sat., 3-23 | Louisiana State\$ | 63 | 91 | L |

[xx] - Arkansas' ranking at time of game

* - Southeastern Conference Game

- Pre-Season WNIT, Fayetteville

! - Arkansas Dial Classic V, Fayetteville

& - Dr. Pepper/Lady Bear Hdt. Classic, Waco, Texas

% - SEC Tournament, Chattanooga, Tenn.

\$ - NWIT, Amarillo, Texas

1996-97

Overall: 18-10

SEC: 5-7 (7th)

Home: 12-3; Road: 3-6; N: 3-1

| | Preseason #18 | UA | OPP | W/L |
|--------------|--------------------------|-----|-----|-----|
| Sat., 11-23 | Texas-Arlington [19] | 64 | 53 | W |
| Tues., 11-26 | at SW Missouri [20] | 75 | 62 | W |
| Fri., 11-29 | Southern Utah! [20] | 94 | 61 | W |
| Sat., 11-30 | Sam Houston! [20] | 76 | 51 | W |
| Tues., 12-3 | at Rice [21] | 61 | 77 | L |
| Sat., 12-7 | Boise State& [21] | 73 | 44 | W |
| Sun., 12-8 | Pacific& [21] | 93 | 59 | W |
| Wed., 12-18 | St. Louis [23] | 69 | 43 | W |
| Fri., 12-20 | McNeese St. [23] | 81 | 54 | W |
| Sun., 12-22 | Western Illinois [23] | 100 | 49 | W |
| Sun., 12-29 | #6 Tennessee* [22] | 77 | 75 | W |
| Tues., 12-31 | Alcorn State [13] | 90 | 56 | W |
| Sun., 1-5 | Miss State* [10] | 84 | 67 | W |
| Tues., 1-8 | at Illinois [10] | 81 | 100 | L |
| Sun., 1-12 | at #8 Vanderbilt* [10] | 68 | 77 | L |
| Sat., 1-18 | at South Carolina* [13] | 82 | 71 | W |
| Tues., 1-21 | at Louisiana State* [13] | 72 | 79 | L |
| Sat., 1-25 | Kentucky* [13] | 88 | 55 | W |
| Tues., 1-28 | at #20 SFA (OT) [18] | 85 | 76 | W |
| Sun., 2-2 | #13 Florida* (OT) [18] | 66 | 79 | L |
| Thurs., 2-6 | at #7 Alabama* [17] | 61 | 102 | L |
| Sun., 2-9 | at Auburn* [17] | 77 | 85 | L |
| Mon., 2-10 | Wofford [21] | 76 | 39 | W |
| Sun., 2-16 | Ole Miss* [21] | 71 | 62 | W |
| Wed., 2-19 | #13 LSU* [20] | 66 | 76 | L |
| Sun., 2-23 | at #5 Georgia* [20] | 63 | 79 | L |
| Fri., 2-28 | Kentucky% [23] | 71 | 60 | W |
| Sat., 3-1 | #7 Alabama% | 63 | 85 | L |

[xx] - Arkansas ranking at time of game

* - Southeastern Conference Game

! - Arkansas Dial Classic VI, Fayetteville

& - Kona Classic, Kona, Hawaii

% - SEC Tournament, Chattanooga, Tenn.

1997-98

Overall: 22-11

SEC: 7-7 (6th)

Home: 10-3; Road: 6-5; N: 6-3

| | | UA | OPP | W/L |
|--------------|-------------------------|-----|-----|-----|
| Fri., 11-21 | at Providence | 93 | 82 | W |
| Sun., 11-23 | #11 Iowa# | 83 | 57 | W |
| Wed., 11-26 | Wichita State [24] | 73 | 53 | W |
| Fri., 11-28 | Georgia Southern! [24] | 104 | 71 | W |
| Sat., 11-29 | Montana! [24] | 81 | 68 | W |
| Tues., 12-2 | at Oral Roberts [20] | 82 | 59 | W |
| Thurs., 12-4 | at Louisville [20] | 69 | 57 | W |
| Sun., 12-7 | SW Missouri [20] | 67 | 79 | L |
| Fri., 12-19 | Memphis [24] | 93 | 84 | W |
| Sun., 12-21 | Utah# [24] | 64 | 73 | L |
| Sun., 12-28 | at Valparaiso (OT) [25] | 77 | 69 | W |
| Tues., 12-30 | Missouri [25] | 80 | 79 | W |
| Thurs., 1-1 | at #1 Tennessee* | 58 | 88 | L |
| Tues., 1-6 | Louisiana State* | 81 | 66 | W |
| Sun., 1-11 | Alabama* (OT) | 102 | 90 | W |
| Thurs., 1-15 | at Miss. State* | 80 | 73 | W |
| Sun., 1-18 | #6 Vanderbilt* (OT) | 80 | 85 | L |
| Wed., 1-21 | at #18 Georgia* | 51 | 81 | L |
| Sat., 1-24 | South Carolina* | 86 | 67 | W |
| Wed., 1-28 | Miss. State* | 89 | 70 | W |
| Sat., 1-31 | at Kentucky* | 79 | 63 | W |
| Thurs., 2-5 | at #10 Florida* | 69 | 80 | L |
| Sun., 2-8 | Auburn* | 71 | 63 | W |
| Wed., 2-11 | at Louisiana State* | 55 | 77 | L |
| Sat., 2-14 | at Ole Miss* | 50 | 68 | L |
| Fri., 2-20 | Georgia* (OT) | 81 | 86 | L |
| Thurs., 2-26 | Auburn* | 59 | 43 | W |
| Fri., 2-27 | #10 Florida* | 49 | 63 | L |
| Sat., 3-14 | #20 Hawaii\$ | 76 | 70 | W |
| Mon., 3-16 | Harvard\$ | 82 | 64 | W |
| Sat., 3-21 | Kansas\$* | 79 | 63 | W |
| Mon., 3-23 | #8 Duke\$\$\$ | 77 | 72 | W |
| Fri., 3-27 | #1 Tennessee\$\$\$\$ | 58 | 86 | L |

1998-99

Overall: 20-14

SEC: 5-9 (11th)

Home: 15-4; Road: 3-8; N: 2-2

| | Preseason #18 | UA | OPP | W/L |
|---------------|------------------------|-----|-----|-----|
| Fri., 11-13 | #19 Stanford# [18] | 76 | 71 | W |
| Sat., 11-14 | #3 Connecticut# [18] | 64 | 100 | L |
| Mon., 11-16 | Providence [18] | 110 | 59 | W |
| Fri., 11-20 | South Alabama! [18] | 95 | 38 | W |
| Sat., 11-21 | Louisville! [18] | 70 | 61 | W |
| Tues., 11-24 | Baylor [14] | 75 | 64 | W |
| Sat., 11-28 | Oral Roberts [14] | 84 | 56 | W |
| Tues., 12-1 | at Memphis [13] | 58 | 70 | L |
| Sat., 12-5 | at #22 Geo. Wash. [13] | 56 | 74 | L |
| Tues., 12-8 | SW Missouri | 50 | 70 | L |
| Thurs., 12-17 | #2 Tennessee* | 62 | 82 | L |
| Sat., 12-19 | Missouri | 80 | 60 | W |
| Tues., 12-29 | St. Bonaventure& | 97 | 67 | W |
| Wed., 12-30 | at Montana& | 74 | 54 | W |
| Wed., 1-6 | at LSU* | 51 | 85 | L |
| Sat., 1-9 | #17 Penn State | 82 | 78 | W |
| Thurs., 1-14 | Miss. State* | 85 | 58 | W |
| Sun., 1-17 | at Vanderbilt* | 57 | 73 | L |
| Thurs., 1-21 | #5 Georgia* | 59 | 68 | L |
| Sun., 1-24 | at S. Carolina* | 88 | 80 | W |
| Thurs., 1-28 | at Miss. State* | 60 | 81 | L |
| Sun., 1-31 | Kentucky* (OT) | 74 | 69 | W |
| Thurs., 2-4 | Florida* | 77 | 87 | L |
| Sun., 2-7 | at #19 Auburn* | 46 | 66 | L |
| Thurs., 2-11 | #20 LSU* | 86 | 61 | W |
| Sun., 2-14 | Ole Miss* | 73 | 80 | L |
| Thurs., 2-18 | at #25 Alabama* | 77 | 73 | W |
| Sun., 2-21 | at #14 Georgia* | 82 | 98 | L |
| Thurs., 2-24 | Miss. State% | 70 | 79 | L |
| Fri., 3-12 | Northwestern St.\$ | 78 | 60 | W |
| Sun., 3-14 | Oklahoma\$ (OT) | 97 | 93 | W |
| Wed., 3-17 | Rice\$\$ | 76 | 70 | W |
| Sat., 3-20 | Drake\$\$\$ | 80 | 56 | W |
| Tues., 3-23 | Wisconsin\$\$\$\$ | 67 | 64 | W |

[xx] - Arkansas ranking at time of game || * - Southeastern

Conference Game

% - SEC Tournament, Chattanooga, Tenn.

- Four in the Fall, San Jose Arena, San Jose, Calif.

! - Arkansas Classic, Fayetteville

& - Lady Griz Holiday Classic, Missoula, Mt.

\$ - WNIT 1st & 2nd Round, Fayetteville

\$\$ - WNIT Quarterfinals, Fayetteville

\$\$\$ - WNIT Semifinals, Fayetteville

\$\$\$\$ - WNIT Championship, Fayetteville



Head coach Susie Gardner led the Razorbacks for four seasons.

1999-2000

Overall: 17-15

SEC: 4-10 (10th)

Home: 12-5; Road: 4-8; N: 1-2

| | | UA | OPP | W/L |
|---------------|--------------------|-----|-----|-----|
| Sat., 11-20 | La.-Monroe | 85 | 48 | W |
| Mon., 11-22 | at Missouri | 83 | 76 | W |
| Fri., 11-26 | UNC-Wilmington# | 88 | 77 | W |
| Sat., 11-27 | at Princeton# | 87 | 45 | W |
| Tues., 11-30 | #24 Boston College | 79 | 68 | W |
| Fri., 12-3 | at Baylor | 80 | 69 | W |
| Wed., 12-8 | SW Missouri | 64 | 58 | W |
| Fri., 12-17 | North Texas | 102 | 69 | W |
| Sun., 12-19 | Memphis! | 82 | 88 | L |
| Tues., 12-21 | at New Mexico | 66 | 71 | L |
| Thurs., 12-30 | at Tulsa | 80 | 62 | W |
| Mon., 1-3 | George Washington | 71 | 83 | L |
| Mon., 1-10 | at #2 Tennessee* | 69 | 79 | L |
| Thurs., 1-13 | #17 LSU* | 69 | 82 | L |
| Sun., 1-16 | at Kentucky* | 60 | 68 | L |
| Thurs., 1-20 | at #22 Miss. St.* | 56 | 69 | L |
| Sun., 1-23 | Vanderbilt* | 61 | 52 | W |
| Thurs., 1-27 | S. Carolina* | 87 | 79 | W |
| Sun., 1-30 | Iowa | 72 | 65 | W |
| Thurs., 2-3 | Alabama* | 66 | 62 | W |
| Sun., 2-6 | Kentucky* | 83 | 70 | W |
| Thurs., 2-10 | at Florida* | 73 | 87 | L |
| Sat., 2-12 | at #7 LSU* | 51 | 68 | L |
| Thurs., 2-17 | at #13 Auburn* | 56 | 73 | L |
| Sun., 2-20 | Georgia* | 69 | 72 | L |
| Thurs., 2-24 | #13 Auburn* | 58 | 71 | L |
| Sun., 2-27 | at Ole Miss* | 63 | 78 | L |
| Thurs., 3-2 | Florida* | 86 | 96 | L |
| We, 3-15 | Wichita State\$ | 83 | 63 | W |
| Sat., 3-18 | Missouri\$ (OT) | 89 | 88 | W |
| Tues., 3-21 | Georgia Tech\$\$ | 78 | 67 | W |
| Sat., 3-25 | Florida\$\$\$ | 62 | 83 | L |

* - Southeastern Conference Game

% - SEC Tournament, Chattanooga, Tenn.

- Princeton Holiday Classic, Princeton, NJ

! - ALLTEL Arena, North Little Rock, Ark.

\$ - WNIT 1st & 2nd Round, Fayetteville; \$\$ - WNIT Quarterfinals,

Fayetteville; \$\$\$ - WNIT Semifinals, Fayetteville

2000-01

Overall: 20-13

SEC: 6-8 (6th)

Home: 9-3; Road: 5-7; N: 6-3

| | | UA | OPP | W/L |
|---------------|--------------------|-----|-----|-----|
| Sat., 11-18 | at Memphis | 58 | 66 | L |
| Mon., 11-20 | at Missouri | 67 | 79 | L |
| Fri., 11-24 | Michigan# | 78 | 67 | W |
| Sat., 11-25 | #22 NC State# | 46 | 48 | L |
| Sun., 11-26 | @Hawaii# | 76 | 73 | W |
| Fri., 12-1 | Oklahoma St. & | 69 | 61 | W |
| Mon., 12-4 | Brigham Young | 93 | 73 | W |
| Thurs., 12-7 | at Dayton | 80 | 77 | W |
| Sun., 12-10 | Southeastern La. | 97 | 40 | W |
| Thurs., 12-21 | Harvard! | 87 | 48 | W |
| Sat., 12-30 | TCU | 81 | 65 | W |
| Tu., 1-2 | at S. Carolina* | 49 | 66 | L |
| Fri., 1-5 | Tulsa | 101 | 60 | W |
| Sun., 1-7 | #2 Tennessee* | 61 | 76 | L |
| Thurs., 1-11 | at #9 LSU* | 54 | 61 | L |
| Sun., 1-14 | Kentucky* | 69 | 50 | W |
| Thurs., 1-18 | #21 Miss State* | 72 | 45 | W |
| Sun., 1-21 | at #15 Vanderbilt* | 68 | 64 | W |
| Wed., 1-24 | at La.-Monroe | 86 | 70 | W |
| Sun., 1-28 | Auburn* | 77 | 68 | W |
| Thurs., 2-1 | at Alabama* | 69 | 74 | L |
| Sun., 2-4 | at Kentucky* | 84 | 78 | W |
| Thurs., 2-8 | #6 Florida* | 64 | 75 | L |
| Sun., 2-11 | #14 LSU* | 58 | 62 | L |
| Thurs., 2-15 | Howard | 98 | 69 | W |
| Sun., 2-18 | at #5 Georgia* | 60 | 81 | L |
| Thurs., 2-22 | at Auburn* | 60 | 68 | L |
| Sat., 2-24 | Ole Miss* | 82 | 64 | W |
| Thurs., 3-1 | Miss State# | 94 | 76 | W |
| Fri., 3-2 | #10 Florida# | 78 | 69 | W |
| Sat., 3-3 | #6 Georgia# | 44 | 63 | L |
| Sat., 3-17 | #24 Baylor\$ | 68 | 59 | W |
| Mon., 3-19 | #5 Duke\$ | 54 | 75 | L |

* - Southeastern Conference Game

% - SEC Tournament, Memphis, Tenn.

- Rainbow Wahine, Honolulu, Hawaii

& - The Myriad, Oklahoma City, Okla.

! - ALLTEL Arena, North Little Rock, Ark.

\$ - NCAA 1st & 2nd Round, Durham, N.C.

2001-02

Overall: 20-12

SEC: 7-7 (7th)

Home: 12-2; Road: 4-9; N: 4-1

| | | UA | OPP | W/L |
|--------------|-----------------------|----|-----|-----|
| Sat., 11-17 | La.-Monroe | 99 | 47 | W |
| Tues., 11-20 | at Boston College | 76 | 60 | W |
| Fri., 11-23 | at SW Missouri | 48 | 64 | L |
| Sun., 11-25 | Texas-Arlington! | 79 | 48 | W |
| Sun., 12-2 | Memphis | 85 | 48 | W |
| Wed., 12-5 | at Tulsa | 55 | 52 | W |
| Fri., 12-7 | Northern Iowa | 63 | 66 | L |
| Sun., 12-9 | Western Mich. (OT) | 73 | 69 | W |
| Wed., 12-19 | Oklahoma St. | 81 | 78 | W |
| Fri., 12-21 | Dayton | 73 | 55 | W |
| Sat., 12-29 | at TCU | 58 | 60 | L |
| Wed., 1-2 | at Brigham Young | 85 | 57 | W |
| Sun., 1-6 | at Ole Miss* | 46 | 81 | L |
| Thurs., 1-10 | Alabama* | 70 | 84 | L |
| Sun., 1-13 | at #9 S. Carolina* | 66 | 91 | L |
| Thurs., 1-17 | Kentucky* | 76 | 64 | W |
| Sun., 1-20 | at LSU* | 55 | 65 | L |
| Thurs., 1-24 | at Miss. State* (OT) | 82 | 85 | L |
| Sun., 1-27 | #7 South Carolina* | 74 | 46 | W |
| Thurs., 1-31 | #8 Vanderbilt* | 67 | 57 | W |
| Sun., 2-3 | at Alabama* | 72 | 70 | W |
| Thurs., 2-7 | at #3 Tennessee* | 65 | 93 | L |
| Sun., 2-10 | LSU* | 80 | 71 | W |
| Wed., 2-13 | Miss. Valley State | 83 | 37 | W |
| Sun., 2-17 | Auburn* | 88 | 65 | W |
| Thurs., 2-21 | at #16 Florida* | 58 | 64 | L |
| Sun., 2-24 | #23 Georgia* | 66 | 45 | W |
| Thurs., 2-28 | Ole Miss% | 78 | 60 | W |
| Fri., 3-1 | #12 South Carolina% | 79 | 61 | W |
| Sat., 3-2 | #6 Vanderbilt% | 78 | 81 | L |
| Sat., 3-15 | Clemson\$ | 78 | 68 | W |
| Mon., 3-17 | at #11 Kansas State\$ | 68 | 82 | L |

* - SEC Game || * - SEC Tournament, Nashville, Tenn.

! - ALLTEL Arena, North Little Rock, Ark.

\$ - NCAA 1st & 2nd Round, Manhattan, Kan.

2002-03

Overall: 22-11

SEC: 7-7 (7th)

Home: 12-2; Road: 5-6; N: 5-3

| | | UA | OPP | W/L |
|---------------|--------------------------|----|-----|-----|
| Sat., 11-23 | Stephen F. Austin [17] | 78 | 54 | W |
| Mon., 11-25 | Texas Christian [17] | 76 | 66 | W |
| Thurs., 11-28 | Old Dominion# [17] | 54 | 49 | W |
| Fri., 11-29 | Hampton# [17] | 78 | 41 | W |
| Sat., 11-30 | #1 Duke# (OT) [17] | 72 | 74 | L |
| Fri., 12-6 | Northwestern St& [13] | 79 | 60 | W |
| Sat., 12-7 | Rice& [13] | 63 | 50 | W |
| Mon., 12-9 | Tulsa [13] | 66 | 49 | W |
| Thurs., 12-19 | SW Missouri St. [10] | 64 | 46 | W |
| Sat., 12-28 | Western Kentucky [10] | 71 | 61 | W |
| Mon., 12-30 | Loyola Marymount [9] | 87 | 52 | W |
| Thurs., 1-2 | at Oklahoma St. [9] | 58 | 60 | L |
| Sun., 1-5 | Montana St. [11] | 85 | 37 | W |
| Mon., 1-6 | La-Lafayette! [11] | 75 | 57 | W |
| Thurs., 1-9 | at Memphis [11] | 78 | 64 | W |
| Sun., 1-12 | #13 S. Carolina* [11] | 67 | 58 | W |
| Thurs., 1-16 | Florida* [10] | 84 | 45 | W |
| Sun., 1-19 | #2 LSU* [10] | 82 | 72 | W |
| Thurs., 1-23 | at #18 Vanderbilt* [8] | 59 | 76 | L |
| Sun., 1-26 | at Auburn* [8] | 36 | 64 | L |
| Thurs., 1-30 | #4 Tennessee* [12] | 79 | 92 | L |
| Sun., 2-2 | at Alabama* [12] | 59 | 58 | W |
| Sun., 2-9 | Ole Miss* [14] | 62 | 60 | W |
| Thurs., 2-13 | at Kentucky* [13] | 70 | 60 | W |
| Sun., 2-16 | at #15 S. Carolina* [13] | 59 | 83 | L |
| Thurs., 2-20 | #16 Miss. State* [15] | 59 | 72 | L |
| Sun., 2-23 | at #13 Georgia* [15] | 60 | 69 | L |
| Thurs., 2-27 | at #4 LSU* [21] | 57 | 70 | L |
| Sun., 3-2 | Alabama* [21] | 68 | 57 | W |
| Thurs., 3-6 | Alabama* [23] | 53 | 48 | W |
| Fri., 3-7 | #6 LSU% [23] | 72 | 78 | L |
| Sun., 3-23 | at Cincinnati\$ [24] | 71 | 57 | W |
| Tues., 3-25 | #5 Texas\$ [24] | 50 | 67 | L |

[xx] - Arkansas ranking at time of game || * - SEC Game

% - SEC Tourn., North Little Rock, Ark.

- Paradise Jam, U.S. Virgin Islands

& - Gene Hackerman Inv., Houston, Texas

! - ALLTEL Arena, NLR, Ark. || \$ - NCAA 1/2 Rd, Cincinnati, Ohio

2003-04

Overall: 16-12

SEC: 5-9 (9th)

Home: 7-4; Road: 7-7; N: 2-1

| | | UA | OPP | W/L |
|---------------|----------------------|----|-----|-----|
| Fri., 11-21 | at Wichita State | 81 | 72 | W |
| Mon., 11-24 | Rice | 65 | 46 | W |
| Fri., 11-28 | Oregon State# | 58 | 50 | W |
| Sat., 11-29 | at Loyola Marymount# | 58 | 64 | L |
| Wed., 12-3 | at Western Kentucky | 67 | 65 | W |
| Sat., 12-6 | at #21 TCU (OT) | 62 | 67 | L |
| Tues., 12-9 | at Tulsa | 64 | 43 | W |
| Thurs., 12-18 | Northwestern State! | 78 | 64 | W |
| Sat., 12-20 | at Indiana | 78 | 70 | W |
| Sun., 12-28 | at Stephen F. Austin | 79 | 61 | W |
| Tues., 12-30 | McNeese State | 72 | 52 | W |
| Fri., 1-2 | Memphis | 79 | 75 | W |
| Sun., 1-4 | Oklahoma State | 75 | 55 | W |
| Thurs., 1-8 | at #5 Tennessee* | 44 | 83 | L |
| Sun., 1-11 | Ole Miss* | 67 | 61 | W |
| Sun., 1-18 | at South Carolina* | 66 | 52 | W |
| Thurs., 1-22 | #12 LSU* | 65 | 73 | L |
| Sun., 1-25 | #22 Auburn* | 44 | 71 | L |
| Thurs., 1-29 | #24 Vanderbilt* | 69 | 74 | L |
| Sun., 2-1 | at Miss. State* | 55 | 57 | L |
| Sun., 2-8 | #16 Georgia* | 71 | 63 | W |
| Thurs., 2-12 | at #16 LSU* | 65 | 92 | L |
| Sun., 2-15 | at Alabama* | 65 | 68 | L |
| Thurs., 2-19 | Kentucky* | 69 | 58 | W |
| Sun., 2-22 | at Florida* | 82 | 68 | W |
| Thurs., 2-26 | #2 Tennessee* | 71 | 93 | L |
| Sun., 2-29 | at Ole Miss* | 73 | 84 | L |
| Thurs., 3-4 | Miss State% | 74 | 79 | L |

* - Southeastern Conference Game

% - SEC Tournament, Nashville, Tenn.

- LMU Thanksgiving Classic, Los Angeles, Calif.

! - Summit Arena, Hot Springs, Ark.

2004-05

Overall: 17-14

SEC: 3-11 (11th)

Home: 10-4; Road: 3-8; N: 4-2

| | | UA | OPP | W/L |
|---------------|--------------------|----|-----|-----|
| Fri., 11-19 | Alabama State | 74 | 49 | W |
| Sun., 11-21 | Centenary | 86 | 52 | W |
| Thurs., 11-25 | #15 Purdue# | 51 | 55 | L |
| Fri., 11-26 | Idaho St# | 69 | 59 | W |
| Sun., 11-28 | Western Kentucky | 83 | 79 | W |
| Wed., 12-1 | Indiana | 53 | 50 | W |
| Fri., 12-3 | Wichita State | 78 | 55 | W |
| Tues., 12-7 | @ Memphis | 59 | 53 | W |
| Thurs., 12-16 | La.-Lafayette! | 82 | 68 | W |
| Tues., 12-21 | Oregon | 65 | 62 | W |
| Thurs., 12-30 | @ #16 Georgia* | 57 | 78 | L |
| Sun., 1-2 | @ Cincinnati | 66 | 54 | W |
| Thurs., 1-6 | Florida* | 56 | 68 | L |
| Sun., 1-9 | @ Mississippi* | 73 | 85 | L |
| Thurs., 1-13 | @ #8 Tennessee* | 54 | 72 | L |
| Sun., 1-16 | Miss State* | 83 | 71 | W |
| Thurs., 1-20 | @ #2 LSU* | 45 | 91 | L |
| Sun., 1-23 | S. Carolina* | 61 | 49 | W |
| Tues., 1-25 | @ UM-Kansas City | 69 | 46 | W |
| Sun., 1-30 | Mississippi* | 52 | 75 | L |
| Thurs., 2-3 | @ Auburn* | 51 | 62 | L |
| Thurs., 2-10 | Alabama* | 83 | 68 | W |
| Sun., 2-13 | Georgia Tech& | 71 | 59 | W |
| Thurs., 2-17 | @ #22 Vanderbilt* | 43 | 78 | L |
| Sun., 2-20 | #6 Tennessee* | 71 | 84 | L |
| Thurs., 2-24 | #1 LSU* | 64 | 90 | L |
| Sun., 2-27 | @ Kentucky* | 67 | 73 | L |
| Thurs., 3-3 | Miss St.% | 80 | 73 | W |
| Fri., 3-4 | Vanderbilt% | 60 | 79 | L |
| Fri., 3-18 | UNLV% | 61 | 48 | W |
| Mon 3-21 | @ Arkansas State\$ | 84 | 98 | |

2005-06

Overall: 13-15

SEC: 5-9 t8th

Home: 9-4; Road: 2-10; N: 2-1

| | UA | OPP | W/L |
|---------------------------------|----|-----|-----|
| Fri., 11-18 at SMU | 73 | 63 | W |
| Mon., 11-21 Memphis | 99 | 53 | W |
| Fri., 11-25 at Oregon | 59 | 70 | L |
| Sat., 11-26 at Portland St. | 65 | 67 | L |
| Tues., 11-29 Grambling | 88 | 69 | W |
| Thurs., 12-1 Tulsa | 64 | 66 | L |
| Sun., 12-4 UMKC | 84 | 57 | W |
| Tues., 12-6 at Western Kentucky | 73 | 89 | L |
| Thurs., 12-15 Nicholls State! | 75 | 40 | W |
| Sun., 12-18 Texas-Pan American | 74 | 44 | W |
| Wed., 12-21 New Orleans | 84 | 46 | W |
| Thurs., 12-29 Coppin St.# | 49 | 33 | W |
| Fri., 12-30 Fla. International# | 54 | 58 | L |
| Thurs., 1-5 at Miss. State* | 66 | 45 | W |
| Sun., 1-8 #20 Vanderbilt* (OT) | 52 | 51 | W |
| Thurs., 1-12 Auburn* | 64 | 60 | W |
| Sun., 1-15 at Alabama* | 73 | 75 | L |
| Sun., 1-22 Miss. State* | 60 | 58 | W |
| Thurs., 1-26 #24 Florida* | 69 | 63 | W |
| Sun., 1-29 at S. Carolina* | 52 | 61 | L |
| Thurs., 2-2 #3 LSU* | 59 | 93 | L |
| Sun., 2-5 at #5 Tennessee* | 37 | 77 | L |
| Thurs., 2-9 at #22 Vanderbilt* | 59 | 64 | L |
| Sun., 2-12 Kentucky* | 50 | 79 | L |
| Sun., 2-19 at #2 LSU* | 42 | 64 | L |
| Thurs., 2-23 #13 Georgia* | 80 | 86 | L |
| Sun., 2-26 at Ole Miss* | 78 | 85 | L |
| Thurs., 3-2 Ole Miss % | 64 | 94 | L |

* - Southeastern Conference Game

% - SEC Tournament, N. Little Rock, Ark.

- FIU Sun & Fun Classic, Miami, Fla.

! - Summit Arena, Hot Springs, Ark.

2006-07

Overall: 18-13

SEC: 3-11 10th

Home: 7-6; Road: 9-5; N: 2-2

| | UA | OPP | W/L |
|-------------------------------------|----|-----|-----|
| Fri., 11-10 at Clemson | 75 | 69 | W |
| Mon., 11-13 Louisiana-Monroe | 62 | 54 | W |
| Fri., 11-17 at Lipscomb | 77 | 39 | W |
| Sat., 11-18 at Austin Peay | 58 | 46 | W |
| Mon., 11-20 Wichita State | 80 | 70 | W |
| Fri., 11-24 Denver* | 84 | 58 | W |
| Sat., 11-25 at Hawai'i# | 70 | 56 | W |
| Sun., 11-26 #2 North Carolina# | 69 | 94 | L |
| Fri., 12-1 Portland State | 97 | 62 | W |
| Sun., 12-3 Texas Southern | 90 | 50 | W |
| Wed., 12-13 SMU [25] | 70 | 58 | W |
| Sat., 12-16 at Tulsa [25] | 78 | 67 | W |
| Mon., 12-18 at Memphis [24] | 70 | 54 | W |
| Wed., 12-20 Stephen F. Austin! [24] | 75 | 54 | W |
| Thurs., 12-28 Cincinnati [23] | 94 | 82 | W |
| Sat., 12-30 at St. Louis [23] | 66 | 59 | W |
| Thurs., 1-4 at #11 Vanderbilt* [20] | 61 | 98 | L |
| Sun., 1-7 Miss State* [20] | 73 | 81 | L |
| Sun., 1-14 at Auburn* [25] | 65 | 62 | W |
| Thurs., 1-18 Alabama* [RV] | 71 | 63 | W |
| Sun., 1-21 at Florida* | 67 | 57 | W |
| Thurs., 1-25 at #8 LSU* | 53 | 70 | L |
| Sun., 1-28 #15 Vanderbilt | 34 | 61 | L |
| Thurs., 2-1 at Miss State* | 75 | 80 | L |
| Sun., 2-4 Ole Miss* [2 OT] | 87 | 90 | L |
| Thurs., 2-8 S. Carolina* [FSN] | 69 | 74 | L |
| Thurs., 2-15 #7 LSU* | 65 | 86 | L |
| Sun., 2-18 at Kentucky* [FSN] | 60 | 87 | L |
| Thurs., 2-22 #2 Tennessee* (OT) | 68 | 75 | L |
| Sun., 2-25 at #11 Georgia* | 51 | 69 | L |
| Thurs., 3-1 Kentucky* | 57 | 72 | L |

* - Southeastern Conference Game

% - SEC Tournament, Duluth, Ga.

- Hawaiian Airlines Rainbow Wahine, Honolulu, Hawai'i

! - Summit Arena, Hot Springs, Ark.

2007-08

Overall: 17-13

SEC: 2-12 (H: 1-6; R: 1-6)

Home: 10-6; Road: 2-6; N: 5-1

| | UA | OPP | W/L |
|-----------------------------------|----|-----|-----|
| Sun., 11-11 Lipscomb | 87 | 60 | W |
| Wed., 11-14 Jackson State | 72 | 49 | W |
| Sat., 11-17 Austin Peay | 61 | 48 | W |
| Tues., 11-20 Tulsa | 69 | 52 | W |
| Fri., 11-23 Georgia Southern# | 77 | 51 | W |
| Sat., 11-24 New Orleans# | 65 | 44 | W |
| Wed., 11-28 at Missouri | 66 | 53 | W |
| Sun., 12-2 Clemson | 79 | 63 | W |
| Tues., 12-4 Sam Houston State | 89 | 62 | W |
| Thurs., 12-13 Northwestern State! | 59 | 43 | W |
| Sat., 12-15 St. Louis | 74 | 59 | W |
| Tues., 12-18 Memphis | 91 | 66 | W |
| Fri., 12-29 Delaware& | 62 | 49 | W |
| Sat., 12-30 Marquette& | 71 | 69 | W |
| Sa., 1-5 Texas Tech [25] | 80 | 57 | W |
| Thurs., 1-10 #11 LSU* [20] | 54 | 76 | L |
| Sun., 1-13 at Ole Miss* [20] | 55 | 63 | L |
| Thurs., 1-17 at Alabama* | 63 | 49 | W |
| Sun., 1-20 Florida* | 74 | 92 | L |
| Thurs., 1-24 at #2 Tennessee* | 55 | 98 | L |
| Sun., 1-27 Miss State* | 56 | 42 | W |
| Sun., 2-3 at S. Carolina* | 50 | 59 | L |
| Thurs., 2-7 #24 Georgia* | 58 | 72 | L |
| Sun., 2-10 Auburn* | 68 | 73 | L |
| Sun., 2-17 at Florida* | 73 | 75 | L |
| Thurs., 2-21 #25 Vanderbilt* | 50 | 63 | L |
| Sun., 2-24 Kentucky* | 56 | 59 | L |
| Thurs., 2-28 at #6 LSU* | 46 | 83 | L |
| Sun., 3-2 at Auburn* | 57 | 74 | L |
| Thurs., 3-6 Auburn% | 51 | 73 | L |

[xx] - Arkansas' ranking at time of game

* - Southeastern Conference Game

% - SEC Tournament, Nashville, Tenn.

- UTSA Thanksgiving Classic, San Antonio, Texas

& - Dartmouth Tournament, Hanover, N.H.

! - Summit Arena, Hot Springs, Ark.

2008-09

Overall: 18-14

SEC: 6-8 (H: 3-4; R: 3-4)

Home: 12-5; Road: 4-7; N: 2-2

| | UA | OPP | W/L |
|--------------------------------------|----|-----|-----|
| Sat., 11-15 La-Monroe | 77 | 38 | W |
| Wed., 11-19 High Point | 63 | 46 | W |
| Fri., 11-21 SMU | 78 | 69 | W |
| Sun., 11-23 Northwestern | 60 | 44 | W |
| Fri., 11-28 Oregon State# | 56 | 69 | L |
| Sat., 11-29 Pacific# | 78 | 61 | W |
| Wed., 12-3 at Memphis | 76 | 69 | W |
| Sat., 12-5 Miss. Valley State! | 79 | 46 | W |
| Sun., 12-6 Kansas State! | 56 | 65 | L |
| Tues., 12-9 North Dakota | 85 | 73 | W |
| Thurs., 12-18 Dartmouth | 66 | 57 | W |
| Sun., 12-21 Missouri | 55 | 56 | L |
| Mon., 12-29 Western Illinois | 70 | 53 | W |
| Wed., 12-31 Stetson | 85 | 44 | W |
| Sat., 1-3 at Texas Tech | 60 | 75 | L |
| Thurs., 1-8 LSU* | 42 | 62 | L |
| Sun., 1-11 at Kentucky* | 63 | 72 | L |
| Sun., 1-18 #6 Auburn* | 61 | 70 | L |
| Thurs., 1-22 #10 Tennessee* | 67 | 76 | L |
| Sun., 1-25 at Miss State* | 65 | 62 | W |
| Thurs., 1-29 at #20 Vanderbilt* (OT) | 61 | 72 | L |
| Sun., 2-1 #12 Florida* | 78 | 94 | L |
| Thurs., 2-5 at LSU* | 53 | 68 | L |
| Sun., 2-8 at Georgia* | 77 | 64 | W |
| Thurs., 2-12 S. Carolina* | 58 | 54 | W |
| Sun., 2-15 Ole Miss* | 70 | 59 | W |
| Thurs., 2-19 at #15 Florida* | 83 | 74 | W |
| Sun., 2-22 Alabama* | 74 | 69 | W |
| Sun., 3-1 at #3 Auburn* | 57 | 94 | L |
| Thurs., 3-5 Ole Miss% | 60 | 65 | L |
| Mo., 3-23 Okla. State! (OT) | 61 | 60 | W |
| Thurs., 3-26 at Kansas! | 59 | 75 | L |

* - Southeastern Conference Game

% - SEC Tournament, North Little Rock, Ark.

- Junkanoo Jam, Freeport Division Grand Bahama Island

& - Commerce Bank Wildcat Classic, Manhattan, Kan.

! - WNIT Tournament (Manhattan, Kan.)

2009-10

Overall: 12-18

SEC: 4-12

Home: 5-7; Road: 3-8; N: 4-3

| | UA | OPP | W/L |
|---------------------------------|-----|-----|-----|
| Sun., 11-15 Alcorn State # | 87 | 78 | W |
| Wed., 11-18 at SMU | 71 | 76 | L |
| Sun., 11-22 East Tennessee St. | 95 | 78 | W |
| Thurs., 11-26 Iona! | 66 | 60 | W |
| Fri., 11-27 Western Kentucky! | 69 | 51 | W |
| Wed., 12-2 Kansas State | 60 | 58 | W |
| Sat., 12-5 at #18 Oklahoma (OT) | 86 | 87 | L |
| Tues., 12-8 Coppin State | 72 | 51 | W |
| Thurs., 12-7 at Northwestern | 55 | 67 | L |
| Sat., 12-19 DePaul# | 45 | 46 | L |
| Sun., 12-20 UTSA# | 55 | 71 | L |
| Mon., 12-21 VCU# | 68 | 58 | W |
| Tues., 12-29 Sam Houston State | 106 | 78 | W |
| Sun., 1-3 Florida* | 53 | 59 | L |
| Thurs., 1-7 #11 LSU* | 38 | 65 | L |
| Sun., 1-10 at Ole Miss* | 71 | 86 | L |
| Thurs., 1-14 Miss State* | 60 | 78 | L |
| Sun., 1-17 #6 Georgia* | 63 | 73 | L |
| Thurs., 1-21 at #25 Kentucky* | 52 | 69 | L |
| Sun., 1-24 at Alabama*2 | 66 | 62 | W |
| Sun., 1-31 #25 Vanderbilt* | 61 | 67 | L |
| Thurs., 2-4 at #5 Tennessee*1 | 57 | 74 | L |
| Sun., 2-7 #18 Kentucky* | 57 | 71 | L |
| Thurs., 2-11 at Auburn* | 73 | 58 | W |
| Sun., 2-14 at S. Carolina*3 | 72 | 68 | W |
| Thurs., 2-18 Ole Miss* | 67 | 59 | W |
| Sun., 2-21 Alabama* | 58 | 69 | L |
| Thurs., 2-25 at #20 LSU*2 | 53 | 70 | L |
| Sun., 2-28 at #24 Georgia*4 | 48 | 69 | L |
| Thurs., 3-4 Vanderbilt*1 (OT) | 64 | 65 | L |

* - Southeastern Conference Game

% - SEC Tournament, Duluth, Ga.

- Hot Springs, Ark.

! Caribbean Challenge (Cancun, Mexico)

#Duel in the Desert (Las Vegas, Nev.)

1-FSN; 2-COX; 3-ESPN2; 4-SEC Network

2010-11

Overall: 22-12

SEC: 6-10

Home: 12-6; Road: 9-5; N: 1-1

| | UA | OPP | W/L |
|--------------------------------------|----|-----|-----|
| Fri., 11-12 Florida A&M | 71 | 62 | W |
| Sun., 11-14 Davidson | 68 | 55 | W |
| Wed., 11-17 Miss. Valley State | 55 | 54 | W |
| Sun., 11-21 Middle Tennessee State | 77 | 50 | W |
| Tues., 11-23 Tennessee State | 71 | 50 | W |
| Fri., 11-26 High Point-1 | 82 | 63 | W |
| Sat., 11-27 at UTEP-1 | 59 | 56 | W |
| Wed., 12-1 at Texas Arlington | 57 | 54 | W |
| Sat., 12-4 at Utah | 65 | 54 | W |
| Thurs., 12-16 Oral Roberts | 80 | 63 | W |
| Sun., 12-19 #12 Oklahoma-2 | 67 | 57 | W |
| Tues., 12-28 Furman (22/24) | 88 | 47 | W |
| Sun., 1-2 at Fla.* (SU[N] [22/24]) | 53 | 64 | L |
| Thurs., 1-6 #10/11 KY * [25] | 78 | 67 | W |
| Sun., 1-9 at Miss State *1 [25] | 61 | 56 | W |
| Thurs., 1-13 Georgia *2 [20/23] | 56 | 59 | L |
| Sun., 1-16 at Alabama * [20/23] | 57 | 53 | W |
| Thurs., 1-20 at Vanderbilt * [23/24] | 54 | 65 | L |
| Sun., 1-23 Ole Miss* [23/24] | 65 | 69 | L |
| Thurs., 1-27 at LSU * [rv/rv] | 53 | 45 | W |
| Sun., 1-30 #5 Tennessee*4 | 53 | 72 | L |
| Thurs., 2-3 at #24 Ga. *2 (OT) | 54 | 57 | L |
| Sun., 2-6 S. Carolina *5 | 62 | 64 | L |
| Sun., 2-13 Auburn *3 | 59 | 64 | L |
| Thurs., 2-17 at Ole Miss *2 | 56 | 53 | W |
| Sun., 2-20 LSU * | 42 | 40 | W |
| Thurs., 2-24 at #20 Kentucky*1 | 54 | 55 | L |
| Sun., 2-27 Alabama * | 79 | 92 | L |
| Sun., 3-6 Florida*1 | 59 | 68 | L |
| Thurs., 3-10 SIU-Edwardsville | 78 | 61 | W |
| Thurs., 3-17 Lamar-\$ | 91 | 65 | W |
| Sun., 3-20 Missouri State-\$\$ | 65 | 64 | W |
| Wed., 3-23 ORU-\$\$\$ | 78 | 59 | W |
| Sun., 3-27 Illinois State-\$\$\$\$ | 49 | 60 | L |

[xx] - Arkansas' ranking at time of game

* - Southeastern Conference Game

% - SEC Tournament, Nashville, Tenn.

1-FSN; 2-COX; 3-ESPN2; 4-SEC Network; 5-ESPN

#1-UTEP Thanksgiving Tournament (El Paso, Texas)

\$ - WNIT 1st Round, Fayetteville || \$\$ - WNIT 2nd Round, Springfield, Mo.

\$\$\$ - WNIT 3rd Round, Tulsa, Okla.

\$\$\$\$ - WNIT Quarterfinals, Normal, Ill.

2011-12

Overall: 24-9

SEC: 10-6

Home: 14-2; Road: 6-5; N: 4-2

| | UA | OPP | W/L |
|--|----|-----|-----|
| Fri., 11-11 vs. Minnesota! | 60 | 68 | L |
| Sat., 11-12 vs. South Florida! (OT) | 65 | 61 | W |
| Sun., 11-13 vs. #13 Fla State! | 55 | 52 | W |
| Wed., 11-16 Texas-Arlington [rv] | 57 | 34 | W |
| Fri., 11-20 Utah [rv] | 57 | 56 | W |
| Fri., 11-25 Grambling State [rv] | 69 | 49 | W |
| Sat., 12-3 at MTSU [rv] | 59 | 53 | W |
| Tues., 12-6 SFA [rv]-1 | 61 | 46 | W |
| Sat., 12-10 Oral Roberts [rv] | 65 | 37 | W |
| Mon., 12-19 Morgan State [rv] | 81 | 50 | W |
| Wed., 12-21 Texas Southern [rv] | 86 | 41 | W |
| Wed., 12-28 Miss Valley St. [rv] | 59 | 40 | W |
| Sun., 1-1 at #17-15 Georgia* | 57 | 67 | L |
| Thurs., 1-5 at #11-9 Ky*-2 | 72 | 84 | L |
| Sun., 1-8 #6-7 Tennessee*-3 | 38 | 69 | L |
| Thurs., 1-12 at Ole Miss* | 54 | 60 | L |
| Sun., 1-15 Auburn*-4 | 59 | 39 | W |
| Thurs., 1-19 #25-22 Vanderbilt* | 69 | 47 | W |
| Sun., 1-22 at LSU*-4 | 72 | 52 | W |
| Thurs., 1-26 at Miss State* [rv] | 51 | 35 | W |
| Sun., 1-29 Florida* [rv] (20T) | 73 | 72 | W |
| Thurs., 2-2 Alabama* [rv] | 70 | 52 | W |
| Thurs., 2-9 #24-24 So. Carolina* [rv] | 68 | 47 | W |
| Sun., 2-12 at Auburn*-5 (Pink) [rv] | 51 | 48 | W |
| Thurs., 2-16 LSU*-1 (PINK) [rv] | 42 | 50 | L |
| Sun., 2-19 Miss State* (SR) | 67 | 53 | W |
| Thurs., 2-23 at #6-7 Tenn*-8 [rv] (OT) | 72 | 71 | W |
| Sun., 2-26 at So. Carolina*-6 [rv] | 47 | 53 | L |
| Sat., 3-1 Ole Miss [rv] \$ | 67 | 47 | W |
| Sun., 3-2 LSU [rv] \$ | 40 | 41 | L |
| Thurs., 3-8 SIU-Edwardsville | 75 | 37 | W |
| Sat., 3-17 Dayton% | 72 | 55 | W |
| Mon., 3-19 Texas A&M% | 59 | 61 | L |

TEAM PHOTOGRAPHS



1976-77

Front row, from left: Jeanette Cowherd, Deborah Cooper, Camille Yancey, Carol Ann Riggs, Joanie Johnston, Karen Osborne, Pat Keck; back row, from left: trainer Jerry Cohen, Debbie Roe, Marsha Lackey-Vining, Joyce Underdown, Joy Dillard, Celeste Holman, Tami Thompson, Deanna Barnes, manager Gail Saulsbury, head coach Sharon Ogle.



1977-78

Front row, from left: Tamera Scherm, Mary Lynn Ederington, Peggy Price, Jeanette Cowherd, Carol Ann Riggs, Marsha Lackey-Vining, Camille Yancey; back row: manager Dianne Lewis, Sheila Burns, Kathy Rowland, Sherry Smith, Joy Dillard, Betsy Broyles, Debbie Roe, Melanie Browder, head coach Sharon Ogle, trainer Jerry Cohen.



1978-79

Unfortunately, the University of Arkansas does not have a team photo of the 1978-79 team, only this newspaper clipping of a team photo. The members of the 1978-79 team were: Betsy Broyles, Donna Buccella, Kathy Catton, Trisha Cooper, Sharon Delph, L'Anna Howard, Marsha Johnson, Peggy Price, Debbie Roe, Sandy Scranton, Lita Stricklin, Monica Van Parys. The head coach was Joan Henn with assistant coach Judy Grayston. If any former players have a copy of the team photograph, we would like to copy it for our records. Please contact Jeri Thorpe at the Athletic Media Relations office.


FIRST YEAR OF MODERN ERA

Razorback women's basketball got its modern era start in 1976-77 playing to a 10-6 record. Arkansas had two consecutive three-game winning streaks this season and played notables such as Tulsa and Oral Roberts, two teams who still appear on Arkansas' schedule. The Razorbacks were tough at home, going 6-0 that first season. Inaugural team member Joy Dillard returned to campus in 2011-12 joining Jeff Long in celebrating Black History Month.




COACH SHARON OGLE 2 YEARS, 24-15 (1976-1978)

Tasked with starting the women's basketball team, Ogle in fact was restarting a program that existed briefly at the end of the 1960s as an "extramural" team. Aside from a continuous history of teams the following 30 years, the differences that set the 1976-77 team apart from previous squads to become the first varsity team were the official sanction of the Women's Athletics Department, membership in the AIAW -- the national women's collegiate rules body of the period -- and scholarship, albeit partial scholarships. Ogle also signed the first recruited athletes for women's basketball the next season.




MONICA VAN PARYS

By virtue of the shorter seasons, Arkansas' early teams own records that may never be broken. For example, the 1978-79 team allowed the fewest points (1,242) in a season, but also scored the fewest points (1,100).



CHERYL ORCHOLSKI






COACH JOAN HENN 3 YEARS, 33-41 (1978-1981)

The second head coach for the Razorback basketball team, Joan Henn saw the expansion of the schedule and roster during her three years at Arkansas. Transitioning to a varsity-style squad filled with recruited scholarship athletes, Henn faced some of the first major regional opponents during the pre-SWC days of AIAW basketball in Fayetteville. Henn has the distinction of being the first coach to take the Razorbacks into post-season competition at the Southwest Regional of the AIAW in Baton Rouge in her second season, and she started the first home tournament.



1979-80

Front row, from left: Trisha Cooper, Lita Stricklin, Monica Van Parys, Kim Bunge, Patrice Gillenwater, Tammy Siefkes, Connie Fitzgerald; back row; Peggy Price, manager; Kristy Weathers, manager; Sandy Scranton, Leah Gordon, George Ana Clark, Ann Keenan, assistant coach; Joan Henn, head coach; Kathy Caton, Marsha Johnson, Lisa Harris, Kelly Lipe, Nancy Stevens, trainer.




AMANDA HOLLY

The 1980-81 team became the first Razorback basketball team to host a home tournament. By defeating Tennessee-Martin and McNeese State in February, the 1981 team started the perfect record for Arkansas women's basketball at home. All-time through three versions of home tournaments, Arkansas is a combined perfect 26-0 with 13 tournament titles. This early Lady Razorback Invitational continued for two more seasons before going on hiatus until the 1989 season. Arkansas hosted several Dial Classics before home tournaments ended in 1999. The 1980-81 team also has the distinction of the most players fouled out in a year, 47.



1980-81


Front row, from left: Brenda Alexander, Connie Fitzgerald, Cecilia Roark, Jan Lookadoo, Cheryl Orcholski, Leah Gordon; back row, from left: Kelly Lipe, manager; Nancy Stevens, trainer; Matilda Willis, assistant coach; Wendy Schopp, Patrice Gillenwater, Mary Munsch, Kim Bunge, Monica Van Parys, Tammy Siefkes, DeAnn Henry, Joan



COACH MATILDA WILLIS 3 YEARS, 67-27 (1981-1984)

Responsible for signing the first major recruiting classes at Arkansas, Matilda Willis laid the foundation for the Razorbacks' quick ascension into the Southwest Conference elite. Willis also upgraded the UA schedule from regional to national contests, taking on the powerhouse teams of the day including Delta State and Louisiana Tech. The first 20-win coach at Arkansas, her 1982 team also became the first Razorback team at the national championship level, advancing to the Sweet 16 of the AIAW National Tournament in California. Her brief three seasons at Arkansas before leaving for Kansas State give her the best career winning percentage of any

Razorback women's basketball coach at .713.



Henn, head coach; Bonnie Foley, graduate assistant; Peggy Price, manager.

1981-82

Front row, from left: Brenda Alexander, Dinah Dickerson, Connie Fitzgerald, Tamara Mathis, Doris Gaiser, DeAnn Henry, Cheryl Orcholski; back row, from left: Kelly Lipe, manager; Nancy Stevens, trainer; John Sutherland, assistant coach; Bettye Ficus, Paula Phillips, Monica Van Parys, Kim Bunge, Amanda Holley, Erma Greer, Mary Munsch; Jeff Cohen, assistant coach; Matilda Willis, head coach; Marsha Van Parys, manager.



1982-83

Front row, from left: Kelly Lipe, manager; Debra Williams, Connie Fitzgerald, Doris Gaiser, Erma Greer, Tamara Mathis, DeAnn Henry, Cheryl Orcholski, Nancy Stevens, trainer. Back row, from left: Marsha Van Parys, manager; Matilda Willis, head coach; Bettye Fiscus, Mary Munsch, Anne Luostarinen, Kim Bunge, Amanda Holley, Paula Phillips, Sherri Boeller, John Sutherland, assistant coach; Lisa Parker, assistant coach.



1983-84

Front row, from left: Debra Williams, Cheryl Orcholski, Tamara Mathis, Doris Gaiser, Valecia Fore. Kneeling, from left: Sheila Burkes, Bettye Fiscus, Erma Greer, Tracy Webb, Mary Munsch. Standing, from left: manager Rita Ivie, trainer Nancy Stevens, assistant coach John Sutherland, Amanda Holley, Anna Luostarinen, Monica Brown, manager Kelly Lipe, manager Sammie Baird, head coach Matilda Willis.




1984-85

Front row, from left: Brenda Rhodes, Tracy Webb, Dianna Harris, Bettye Fiscus, Doris Gaiser. Middle row: assistant coach Journey Beard, manager Sammie Baird, Cindy Daley, Debra Williams, Erma Greer, Tina Brewer, trainer Nancy Stevens. Back row: head coach John Sutherland, manager Cynthia Mathis, Tamara Mathis, Monica Brown, Tracey Hutchinson, Bronwyn Wynn, Sheila Burkes, manager Rita Ivie, asst. coach Joey Anders.

KIM BUNGE

For the second consecutive year, Matilda Willis kept Arkansas undefeated at Barnhill Arena. This was the first year for Southwest Conference women's basketball, with the emphasis on the postseason tournament and a single-round robin regular-season format. This also marked the first year of NCAA participation for the Razorbacks as Arkansas elected to compete under AIAW rules until the demise of the national women's collegiate organization in 1982.




ERMA GREER

Riding one of the nation's longest home winning streaks, Matilda Willis sought out a major test for her growing program. By hosting the defending national champion Lady Techsters for the home opener, Arkansas saw its 21-game, three-year Barnhill streak end to No. 2 La. Tech. The tough non-conference schedule got Arkansas prepared for the first full double-round robin SWC slate. In one of the early program's epic games, a buzzer-beating final shot rimmed out against No. 1 ranked Texas, allowing the Longhorns to escape Fayetteville by one point and continue what would become the longest conference win streak in women's basketball history. However, Arkansas would finish that task six years later in Austin.



ALL-TIME LEADING SCORER BETTYE FISCUS

The 1984-85 season was a passing of the torch as the first generation of star players at Arkansas, led by all-time leading scorer Bettye Fiscus, played their senior year. At the same time, the next wave led by sophomores like Tracy Webb and Sheila Burkes were becoming key players for the Razorbacks.





COACH JOHN SUTHERLAND 9 YEARS, 174-88 (1984-1993)


When he was promoted to head coach by former women's athletics director Ruth Cohoon in the spring of 1984, John Sutherland became the youngest Division I head coach in America. His youth and enthusiasm served him well during his nine-year run, and made him the perfect counterbalance for Arkansas' most bitter Southwest Conference rival, Texas. Three times voted the SWC Coach of the Year, he earned his first honor in 1986 leading the Razorbacks to their first NCAA berth. He coached Arkansas in some of its most memorable games, but none greater than the epic win at Austin, Texas, to snap the nation's longest conference winning streak. It was Sutherland that became the first coach besides hall of famer Jody Conradt to win a SWC championship. Sutherland's 1989-90 team shared the crown with Texas and advanced to the NCAA Elite Eight. His 1990-91 team won the SWC outright with a pair of wins over Texas, then swept the conference tournament to break another UT streak. He coached Arkansas' first Kodak All-American, Delmonica DeHorney. The transition to the SEC in 1991-92 was difficult, and Sutherland departed after nine seasons. His .664 career mark, six 20-win seasons and two league championships remain one of the best coaching records at Arkansas. The 1990-91 team still holds the record for most wins in a season -- 28 -- and best winning percentage -- .875, 28-4. He went on to coaching stops as an assistant at Notre Dame and Marshall and as head coach at New Mexico State before retiring from coaching.



1985-86


1986 MIDWEST REGION FIRST ROUND

Front row, from left: senior guard Debra Williams, sophomore guard Tina Adams, freshman guard Lillian Valley; second row, from left: freshman guard Lanell Dawson, freshman guard Kim Grisham, sophomore forward Cindy Daley, junior guard Tracy Webb; back row, from left: freshman forward Shelly Wallace, freshman forward Stephanie Brinlee, junior center Bronwyn Wynn, junior forward Sheila Burkes, junior forward Monica Brown.



NWIT MVP TRACY WEBB

Having lost to the No. 1 ranked team in the country by a pair of field goals, the senior-laden 1987 team felt it deserved a return to the NCAA tournament. However, in the days before the 64-team draw, at-large bids were hard to come by and the level of respect for the competition in the SWC was not the same as other power leagues. Jilted, the team decided to wreak vengeance on the eight-team field at the National Women's Invitational Tournament in Amarillo, Texas. Arkansas shattered the tournament record for average points scored and margin of victory -- two marks that would stand until the dissolution of the NWIT in 1997.



1986-87

1987 NWIT CHAMPIONS

Front row, from left: Maria Kidd, Lanell Dawson, Claudia Harris, Donna Wilson, Lillian Valley, Juliet Jackson, Tracy Webb. Back row, from left: Shelly Wallace, Robyn Irwin, Bronwyn Wynn, Sheila Burkes, Dianna Harris, Cindy Daley, Monica Brown.



1987-88

Front row, from left: manager Martha Neal, Lillian Valley, Christi Willson, Donna Wilson, Sue Pack, Juliet Jackson, Lisa Martin, manager Karen Johnson. Back row, from left: head coach John Sutherland, assistant coach Tracy Webb, Cindy Daley, Faye Dickerson, Robyn Irwin, Delmonica DeHorney, Angie Gore, Shelly Wallace, assistant coach Tracey Mays, assistant coach Donald Paul, trainer Nancy Stevens.



1988-89

1989 MIDWEST REGION FIRST ROUND

Front row, from left: junior guard Juliet Jackson, senior guard Lisa Martin, sophomore guard Sue Pack, senior guard Donna Wilson, freshman guard Coretta Chenault, sophomore guard Christi Willson. Back row, from left: senior forward Shelly Wallace, sophomore forward Angie Gore, senior post Robyn Irwin, sophomore center Delmonica DeHorney, sophomore forward Faye Dickerson, freshman guard Michelle Mabry, freshman guard Amber Nicholas.



1989-90

1990 WEST REGIONAL FINALISTS

Front row, from left: senior guard Juliet Jackson, sophomore guard Amber Nicholas, sophomore guard Christi Willson, freshman guard Marla Goshien, freshman guard Sally Moore, sophomore guard Stacey Walls. Back row, from left: junior forward Sue Pack, freshman post Blair Savage, junior forward Angie Gore, junior post Delmonica DeHorney, junior post Deborah Crosby, sophomore forward Coretta Chenault, freshman forward Janet Moore.


DONNA WILSON

A tough season for Arkansas, but it still had highlights as Donna Wilson set the school record for assists in a game with 18 against Houston in the SWC Tournament and Delmonica DeHorney was named the league's newcomer of the year. Wilson's effort has stood the test of time as three different point guards -- Amber Nicholas, Christi Smith and Amy Wright -- have broken numerous assist marks. Although each had double-digit game bests and all put up over 500 career assists, the closest any came was 12 by Wright. India Lewis' sophomore class record 14 in 2001 is the best effort to break Wilson's record.




KODAK HONORABLE MENTION SHELLY WALLACE


Unlike 1987, Arkansas was rewarded for its runner-up finishes in SWC play, advancing to the NCAA first round. This team remains the highest average scoring team (83.0 ppg) in school history, led by senior power forward Shelly Wallace. The Californian set several school records on her way to Kodak All-America honorable mention honors, many which still stand today including most rebounds in a game, season and career, and most 30-point games in a career with seven. She remains the only Razorback to average a double-double for a season.



JULIET JACKSON

Overlooked among the accomplishments of the 1990 Southwest Conference co-champions is the fact the 1989-90 team was the greatest road squad in school history. Shattering the mark for consecutive road wins with 12, this team may have completed the year perfect on the road had it not been assigned the West Regional and handed the unenviable task of facing the national champion juggernaut of Stanford on the Cardinal's home court. Still, the 12-1 road mark also remains the school record (.923). Juliet Jackson played a key role in two of the most important road wins. Her famous free throws at Texas (see The Greatest Games, page 134) were important, but without her career-best and game-leading 30 points poured in from long distance at Athens, Arkansas' season ends at Georgia.






KODAK ALL-AMERICAN DELMONICA DEHORNEY

Arkansas' winningest season had some of the quirkiest moments. The 90-91 team held the record for the longest regular-season win streak -- 12 games -- for 17 years. But for an improbable loss to last-place Baylor by one point at Waco, Arkansas may have won 21 straight. Still, taking 20 of 21 was impressive, and the 28 wins and .875 percentage remain

school records. The 1991 team also holds the record for most points (2,644) and most assists (694) due mostly to the post-point duo of Delmonica DeHorney and Amber Nicholas.

1991 SWC CLASSIC MVP


**AMBER
NICHOLAS**



1990-91

1991 MIDWEST REGIONALS

Front row, from left: junior guard Amber Nicholas, freshman guard Allyson Twiggs, junior guard Christi Willson, freshman guard Sha Hopson, sophomore guard Sally Moore, freshman guard Shea Henderson. Second row: manager Martha Neal, student coach Jason Jones, graduate asst. Gail Striegler, head coach John Sutherland, asst. coach Tracey Mays Stehlik, assistant coach Loy Moore, trainer Sally Werner-Ferrel, manager Dana Dethrow. Back row: sophomore guard Janet Moore, freshman forward Allison Muldrew, freshman post Yolanda Dickson, senior post Deborah Crosby, senior post Delmonica DeHorney, freshman post Michelle Thacker, senior post Angie Gore, sophomore post Blair Savage.



1991-92

Front row, from left: trainer Sally Werner-Ferrel, manager Suzanne Clark, Shea Henderson, Chrysti Jordan, Sha Hopson, Allyson Twiggs, Angela Davis, Amber Nicholas, manager Bettina Gragg, student assistant Jason Jones. Back row, from left: head coach John Sutherland, Alison Muldrew, Michelle Thacker, Dianna Harris, Rochelle Masengill, Stephanie Bloomer, Blair Savage, Yolanda Dickson, assistant coach Tracey Mays Stehlik, assistant



coach Loy Moore.

1992-93


Front row, from left: manager Suzanne Clark, Shea Henderson, Debbie Olivas, Tara Rhodes, Allyson Twiggs, Angela Davis, Tracy Eaton, Shannon Jones, manager Daisy Moore. Back row, from left: practice coordinator Jason Jones, head coach John Sutherland, trainer Sally Werner-Ferrel, Yolanda Dickson, Blair Savage, Michelle Thacker, Stephanie Bloomer, Rochelle Masengill, Kelly Johnson, assistant coach Tracey Mays Stehlik, assistant coach Loy Moore, graduate assistant coach Amber Nicholas.



BLAIR SAVAGE

A rebuilding season was not the best timing to join the toughest women's basketball conference in America. It also proved a tough, quirky schedule as the SWC's double-round robin consumed 16 regular-season games while the SEC had only 11 conference games. Hurt feelings from its former league foes prevented the Razorbacks from scheduling SWC teams and Arkansas scrambled on month's notice to assemble a minimum Division I schedule of 24 games. Without its two-time leading scorer and Kodak All-American Delmonica DeHorney, Arkansas struggled in the first year of SEC play. Watching a last-second layup roll off the rim at Ole Miss to open league play, 66-65, losing the team's leading scorer at semester after upsetting No. 17 Auburn, and a heartbreaking overtime loss at Kentucky added up to an 11th-place finish in the 12-team league. The defending SWC champions were not alone as fellow expansion member South Carolina, the defending Metro Conference champ,

joined Arkansas at the bottom of the league standings helping prove the point of the SEC as the reigning power conference. Wilson's effort has stood the test of time as three different point guards -- Amber Nicholas, Chrissy Smith and Amy Wright -- have broken numerous assist marks. Although each had double-digit game bests and all put up over 500 career assists, the closest any came was 12 by Wright. India Lewis' sophomore class record 14 in 2001 is the best effort to break Wilson's record.



SHEA HENDERSON

Arkansas' senior point guard from the small Delta town of Star City provided one of the highlight moments of 1992-93 as Shea Henderson drove the lane with seconds remaining to sink the defending SEC

champion Ole Miss Lady Rebels in the conference opener. Arkansas made improvements and regained an almost full schedule in its second transition year to the SEC.



STEPHANIE BLOOMER



1993-94

Front row, from left: Debbie Olivas, Shea Henderson, Shannon Jones, Kimberly Wilson, Kelly Johnson, Allyson Twiggs, Taqueta Roberson, Tracy Eaton. Back row, from left: manager Susanne Clark, assistant coach Sue Donohoe, head coach Gary Blair, Stephanie Bloomer, Michelle Thacker, Rochelle Masengill, Carrie Parker, Yolanda Dickson, assistant coach Tom Collen, assistant coach Amber Nicholas, manager Nita Thompson.



1994-95

1995 MIDWEST REGION SECOND ROUND

Front row, from left: senior guard Debbie Olivas, sophomore forward Toya Marshall, freshman point guard Christy Smith, sophomore guard Kimberly Wilson, junior post Kelly Johnson, freshman guard Tiffany Wright, senior guard Allyson Twiggs, sophomore guard Taqueta Roberson, freshman guard Robin Alpe. Back row, from left: manager David Weaver, manager Amy Clement, assistant coach Kit Kyle, head coach Gary Blair, freshman post Karen Jones, senior post Stephanie Bloomer, senior post Rochelle Masengill, sophomore post Carrie Parker, freshman guard Treva Christensen, assistant coach Tom Collen, assistant coach Amber Nicholas, trainer Ruth DeBro, manager Tom Halbmaier.



1995-96

PRE-SEASON WNIT RUNNER-UP || NWIT 4TH PLACE

Front row, from left: Robin Alpe, Roxanne McCrory, Christy Smith, Taqueta Roberson, Kelly Johnson, Kimberly Wilson, Tennille Adams, Toya Marshall, Sytia Messer, Carrie Satterfield; back row, from left: Tom Collen, assistant coach; Kit Kyle, assistant coach; Amy Clement, manager; Tom Halbmaier, manager; Tiffany Wright, Carrie Parker, Shaka Massey, Karen Jones, Treva Christensen, David Weaver, manager; Ruth DeBro, trainer; Debbie Olivas, student assistant coach; Amber Nicholas, assistant coach; Gary Blair, head coach.

COACH GARY BLAIR 10 YEARS, 198-120 (1993-2003)

The longest tenured coach in Razorback women's basketball history, Gary Blair will be forever remembered for two improbable runs against the odds and one of the most famous players in school history. Taking over after a successful run at Stephen F. Austin, Blair promised to take Arkansas the next step toward the Final Four. His first recruiting class made good on the pledge. Led by four-time AP All-America honorable mention Christy Smith, Arkansas became the first unranked team in NCAA history to reach the Women's Final Four. Before the epic 1998 West Regional run, Blair led Arkansas into the NCAA tournament in 1995 thanks to Smith's SEC Freshman of the Year effort to rally Arkansas from a 1-3 league start to a 7-4 close to tie for fourth. Blair was named national coach of the year by two publications after the 1998 season. A disappointing 1999 saw Arkansas become one of a handful of Final Four teams to fail to return to the tournament, but Blair rallied the team to the 1999 WNIT Championship in front of a school, state and then WNIT record crowd of 14,163 at Walton Arena. His final three seasons were NCAA trips before departing to become the head coach at Texas A&M in 2004.




KELLY JOHNSON

After starting league play 1-3, including a heartbreaking one-point loss to Ole Miss, not a lot of folks held high hopes for Arkansas' SEC finish, except for Christy Smith. The future SEC Freshman of the Year had proved tenacious in the non-conference schedule, and embarked on an improbable run of playing every minute of every SEC game -- both regular season and tournament. Her grit combined with the highly-touted freshmen recruits and the experience of seniors Stephanie Bloomer and Allyson Twiggs powered Arkansas to a 6-1 finish in SEC play to tie for fourth place overall. The highlight of the run was an upset of eighth-ranked Vanderbilt. Winning eight of the last 10 games of the season, Arkansas was rewarded with a sixth seed in the NCAA Midwest Region. The 1995 team also set the school record for free throw percentage (.770).



SYTIA MESSER

Preseason top 10 for the first time since the SWC glory days and set to play in the Preseason WNIT, Arkansas looked ready to roll into the SEC elite. The only loss in an impressive start of 13-1 came in the final minute of the title game to ninth-ranked Colorado. But at the start of conference play, Bama stunned UA at home in overtime, setting off a five-game losing streak. Just as the team recovered with back-to-back league wins, Arkansas lost both the game and its star point guard at Kentucky as Christy Smith's season ended with a torn ACL. Arkansas rallied again, notably with the overtime win in the rescheduled Snow Game against Auburn, but it was not enough to overcome the slow league start. Instead, Arkansas headed to Amarillo for what proved to be the final NWIT.





KIMBERLY WILSON

Another year of incredible highs and incomprehensible lows for the Razorbacks. The guard combo of Christy Smith and Kimberly Wilson scored 20-plus each and Sytia Messer turned in her finest defensive effort to limit Chamiqua Holdsclaw to her first single-digit game as a collegian as Arkansas upset sixth-ranked Tennessee. It was part of another 13-1 start, but a 3-8 road record and a 5-7 conference finish left Arkansas on the bubble. This was the year ESPN decided to visit the Razorback women's basketball locker room for Selection Sunday, but UA's bubble was burst by the selection committee. With no postseason NIT available, a stunned Arkansas team was left with nothing to do but get ready for next season.



1996-97

Front row, from left: Treva Christensen, Karyn Karlin, Roxanne McCrory, Taqueta Roberson, Sytia Messer, Kimberly Wilson, Carrie Satterfield, Tiffany Wright, Christy Smith, Tennille Adams; back row, from left: Tom Halbmaier, manager, David Weaver, manager; Gary Blair, head coach; Trenia Tillis, assistant coach; Karen Jones, Shaka Massey, Carrie Parker, Tom Collen, assistant head coach; Amber Nicholas, assistant coach; Kris Ring, trainer; Amy Clement, manager; Jason Clemons, manager.



4X AP ALL-AMERICA HONORABLE MENTION CHRISTY SMITH

Arkansas used the same formula of 1995 -- impact freshmen and senior leadership -- to return to the postseason. Now the '95 freshmen were the '98 leaders, and despite preseason knee problems, seniors Christy Smith and Karen Jones would not be denied their ultimate goal. While the miracle run at the NCAA West Regional is well known, often overlooked are the key non-conference games -- the half-court back-breaker by Smith at Louisville and the OT rally at Valpo -- plus the must-win "playoff" for the at-large berth with Auburn at the SEC tournament. This was a heartbreak team that set the mark for most conference overtime


games in a season with three.



1997-98

1998 FINAL FOUR || WEST REGION CHAMPIONS

Front row, from left: junior post Tennille Adams, freshman guard Lonniya Bragg, freshman guard Wendi Willits, junior guard Sytia Messer, junior guard Carrie Satterfield, junior guard Kamara Stancle, senior point guard Christy Smith, senior forward Tiffany Wright, junior post Brandi Whitehead. Back row, from left, assistant coach Vic Schaefer, assistant coach Amber Nicholas, trainer Kris Ring, stud. trainer Sheryl Taylor, manager Malina Qaddoumi, manager David Weaver, freshman post Celia Anderson, junior guard Treva Christensen, sophomore post Karyn Karlin, senior post Karen Jones, manager Jason Clemons, manager Amira Qaddoumi, manager Amy Clement, assistant coach Trenia Tillis, head coach Gary Blair.



WNIT MVP LONNIYA BRAGG

Losing several starters from the Final Four team, Arkansas answered the persistent question from the 1998 run by defeating Stanford at San Jose in the season opener. The five-game run to the WNIT title was the highlight of a year of tremendous highs and lows. The season in a player was Karyn Karlin, the leading scorer who pushed Arkansas to a stunning upset over Penn State on CBS but saw her season end early with a torn ACL at Auburn.



1998-99

1999 WOMEN'S NIT CHAMPIONS

Front row, from left: Amy Wright, Krystal Osborne, Wendi Willits, Sytia Messer, Kamara Stancle, Lonniya Bragg, Carrie Satterfield. Back row, from left: manager Malina Qaddoumi, student trainer Christie Clem, assistant coach Vic Schaefer, athletic trainer Kris Ring, assistant coach Trenia Tillis, Brandi Whitehead, Tennille Adams, Karyn Karlin, Celia Anderson, Treva Christensen, Joy Oakley, head coach Gary Blair, assistant coach Amber Nicholas, manager Jason Clemons, manager Amira Qaddoumi.



1999-2000

2000 WNIT SEMIFINALISTS

Front row, from left: senior Karyn Karlin, freshman Lakishia Harper, junior Wendi Willits, freshman Dana Cherry, sophomore Amy Wright, freshman India Lewis, junior Lonniya Bragg; standing, from left, administrative assistant Mike Neighbors, manager Malina Qaddoumi, manager Jason Clemons, assistant coach Vic Schaefer, assistant coach Trenia Tillis, senior Brandi Whitehead, junior Celia Anderson, freshman Katrina Nesby, sophomore Joy Oakley, assistant coach Amber Shirey, head coach Gary Blair, student trainer Tomika Jones, manager Amira Qaddoumi, trainer Sean Collins.



2000-01

2001 WEST REGION | SECOND ROUND

Front row, from left: junior Joy Oakley, junior Carla Rhodes, senior Wendi Willits, sophomore Lakishia Harper, junior Amy Wright, sophomore India Lewis, sophomore Dana Cherry, senior Lonniya Bragg. Back row, from left: assistant coach Amber Shirey, student assistant trainer Angie Gottsponer, associate head coach Vic Schaefer, manager Malina Qaddoumi, trainer Sean Collins, freshman Sarah Lundberg, senior Celia Anderson, freshman Katrina Nesby, freshman Kiesha Beard, freshman Shameka Christon, freshman Shanna Harmon, head coach Gary Blair, adm. assistant Mike Neighbors, manager Amira Qaddoumi, assistant coach Kelly Bond.



2001-02

2002 MIDEAST REGION | SECOND ROUND

Front row, from left: senior Joy Oakley, senior Carla Rhodes, junior Lakishia Harper, senior Amy Wright, junior Kela Peterson, junior India Lewis, junior Dana Cherry. Back row, from left: student trainer Shane Bjornberg, trainer Sean Collins, mgr. Allison Singleton, associate head coach Vic Schaefer, assistant coach Amber Shirey, sophomore Shanna Harmon, sophomore Shameka Christon, sophomore Katrina Nesby, freshman Kiesha Beard, freshman Cara Wright, assistant coach Kelly Bond, head coach Gary Blair, admn. assistant Kelley Waters, mgr. Kim Markham, mgr. M.J. Keeler.

KARYN KARLIN

Two notable records belong to the 1999-2000 season. The team capitalized on the 5-0 finish of the previous season with an 8-0 start to break a pair of school records, consecutive wins and consecutive wins to begin the season. Unfortunately, a pair of losing streaks -- five games in January and seven games in February -- sent Arkansas back to the WNIT. The Razorbacks continued their WNIT winning streak into the semifinals before losing to league rival Florida.




WENDI WILLITS

Arkansas' first full season in the 21st century was the year of the three-pointers. Wendi Willits finished her career by adding the career trey mark -- 316 -- to her long list of three-point records at Arkansas. Willits' outside shooting drove this team to a school-record 202 three-point goals. The emergence of freshman Shameka Christon gave Arkansas great balance as the 2000-01 team became the seventh -- and most recent -- team in school history to finish the year with four double-digit scorers.



AMY WRIGHT

The fact Amy Wright broke Amber Nicholas' career assist record was a foregone conclusion at the start of 2001-02; however, that Wright's ball handling ability would lead to a new season-record 205 assists and a whopping 717 for her career wasn't. Lost in her assist record was the senior guard's ability to protect the basketball as the 2001-02 team broke the school record for fewest turnovers with 433 -- highly significant considering the short length of some of Arkansas' early seasons. This team also claimed the school record for most blocked shots in a season with 136.





INDIA LEWIS

For only the third time in school history, Arkansas started and finished the season ranked in the AP top 25. The 2003 team also got off to one of the four fastest starts in school history, pushing to 10-1. The season peaked with a stunning upset of No. 2 LSU, 82-72, before one of the largest crowds in school history at Walton Arena. Another five-figure crowd came a week later to see Arkansas come up short against fourth-ranked Tennessee. It was part of a 55,000-fan January for all women's athletics combined in Fayetteville. The year had another peak as the SEC crossed the Mississippi River for the first time for a basketball tournament, and the result was a record-setting attendance at ALLTEL.



SEC PLAYER OF THE YEAR SHAMEKA CHRISTON

Under new head coach Susie Gardner, Shameka Christon's offensive production jumped to 21.8 ppg to lead the SEC in scoring. As a result, the senior became the first Razorback women's basketball player to earn SEC Player of the Year and the first Associated Press Third-Team All-American. Arkansas posted its most wins on the road in almost a decade under its new head coach. The Razorbacks also notched a school record for most three-point attempts. After the close of the season, Christon became the highest drafted Arkansas women's basketball player by the WNBA, selected fifth overall by the New York Liberty.



SEC SCHOLAR-ATHLETE OF THE YEAR SARAH PFEIFER

The 9-1 start for 2004-05 tied the school record for best opening 10 games. Sophomore Sarah Pfeifer was named the SEC Scholar-Athlete of the Year, giving Arkansas back-to-back league-wide player honors. It was an award Pfeifer earned the hard way. Returning to the lineup from shoulder surgery the year before, the redshirt sophomore wasn't supposed to lead the team in scoring. But torn ACLs for two starting post players in the space of three weeks sent the not-quite 6-0 Pfeifer into the land of the giants. A former high school

post, she flourished with several 20-point plus games down the stretch to lead Arkansas into the WNIT. The 2005 team shattered the school record for steals thanks to a new commitment to team defense. Nationally ranked during the early half of the season, the duo of Kristen Peoples and Rochelle Vaughn set the pace. Arkansas led the nation in steals deep into the season, finishing with 388. It also led to a near-record with 728 opponent turnovers, significant as the record season of 751 steals had the benefit of two more games than the 2004-05 team.



2002-03

2003 WEST REGION || SECOND ROUND

Front row, from left: freshman Sarah Pfeifer, senior Dana Cherry, senior Kela Peterson, senior Lakishia Harper, senior India Lewis, freshman Rochelle Vaughn, freshman Redd Coleman, freshman Kristin Moore. Back row, from left: manager Britteny Johnson, manager Allison Singleton, associate head coach Vic Schaefer, assistant coach Amber Shirey, sophomore Cara Wright, junior Shameka Christon, junior Katrina Nesby, freshman Ruby Vaden, junior Shanna Harmon, graduate assistant trainer John Parrigon, assistant coach Kelly Bond, administrative assistant Kelley Waters, head coach Gary Blair. Not pictured, trainer Sean Collins, sophomore Kiesha Beard.



2003-04

Front row, from left: sophomore forward Sarah Pfeifer, junior guard April Seggebruch, sophomore guard Rochelle Vaughn, freshman guard Kristin Peoples, junior guard Adrienne Bush, junior guard Sheree Thompson, freshman forward Danielle Allen; back row, standing from left: manager Allison Singleton, graduate assistant Alli Clark, director of basketball operations Kelley Waters, assistant coach Charity Elliott, assistant coach Rena Faust-Holden, senior post Shanna Harmon, senior forward Shameka Christon, senior post Katrina Nesby, sophomore post Ruby Vaden, sophomore guard-forward Kristin Moore, head coach Susie Gardner, basketball athletic trainer Sean Collins, student athletic trainer Maggie Harrington, assistant coach Amber Shirey and manager Britteny Johnson.



2004-05

2005 WNIT SECOND ROUND

Front row seated, from left: junior Sheree Thompson, sophomore Kristin Peoples, junior Rochelle Vaughn, senior Adrienne Bush, sophomore Sarah Pfeifer, junior Melissa Hobbs, senior April Seggebruch, freshman Britteny Vaughn, senior Allison Singleton; back row standing, from left: graduate assistant athletic trainer Lucy Mansfield, graduate assistant Alli Clark, basketball trainer Phill Vardimann, assistant coach Amber Shirey, assistant coach Rena Faust-Holden, sophomore Danielle Allen, junior Kristina Andjelkovic, junior Ruby Vaden, junior Kristin Moore, freshman Christina Lawrence, assistant coach Johnnie Harris, head coach Susie Gardner, strength coach J.C. Moreau, manager Marie Earwood, manager Brittaney Johnson, director of basketball operations Kelley Waters.




2005-06

Front row seated, from left: senior Adrienne Bush, sophomore Brittney Vaughn, freshman Ayana Brereton, junior Leslie Howard, junior Danielle Allen, senior Rochelle Vaughn, junior Kristin Peoples, senior Sheree Thompson, junior Dominique Washington. Back row standing, from left: manager Trudi Spencer, basketball trainer Sara Melby, manager Nathan Bodenstein, assistant coach Amber Shirey, assistant coach Johnnie Harris, freshman Whitney Jones, junior Sarah Pfeifer, senior Kristina Andjelkovic, senior Kristin Moore, senior Melissa Hobbs, head coach Susie Gardner, strength coach J.C. Moreau, assistant coach Khadija Head, student trainer Malinda McNew, graduate assistant coach Allison Singleton.

COACH SUSIE GARDNER 4 YEARS, 64-54 (2003-2007)

Becoming the sixth head coach in April 2003, Susie Gardner posted three winning seasons in her four at Arkansas. Her teams had some historic high points, including the best starts in SEC (2006) and overall (2006-07), but also had some of the most dramatic lows, longest losing streak and worst SEC regular season mark. Gardner's first teams produced a pair of SEC athletes of the year with Shameka Christon took overall player of the year in 2004 and Sarah Pfeifer received the scholar-athlete of the year award in 2005. Her final team saw Pfeifer repeat the scholar award and the first double-double player in a generation, Lauren Ervin.



2006-07

Front row seated, from left: Kendra Roberts, Charity Ford, Leslie Howard, Danielle Allen, Dominique Washington, Sarah Pfeifer, Tanisha Smith, Ayana Brereton, Donica Cosby, Brittney Vaughn. Back row standing, from left: manager Erin Cox, manager Haley Bestgen, manager Trudi Spencer, graduate assistant Allison Singleton, assistant coach Amber Shirey, assistant coach Johnnie Harris, strength coach J.C. Moreau, LaKendra Spates, Lauren Ervin, Whitney Jones, head coach Susie Gardner, assistant coach Mike Neighbors, director of basketball operations Khadija J. Head, athletic trainer Jeremy Brazier, assistant athletic trainer Katie Weindinger, and manager Nathan Bodenstein.

ALL-SEC SECOND TEAM LAUREN ERVIN

Junior transfer Lauren Ervin became the first double-double player at Arkansas since the great Shelly Wallace in the late 1980s. Ranked nationally for rebounds most the year, she has 11 double-double games -- second only to Wallace for a season or career -- to finish the year with 12 ppg and 10 rpg. Ervin shattered the school marks for blocks in SEC play. A school-record start to the season at 15-1 and a midseason AP ranking did not last as the Razorbacks closed with a school-record 10-game losing streak leading to the resignation of Susie Gardner as head coach in early March.



2007-08

Front row seated, from left: Shanita Arnold, Charity Ford, Hailey Nutt, Whitney Jones, Sarah Pfeifer, Ayana Brereton, Brittney Richardson, Kendra Howard, Brittney Vaughn. Back row standing, from left: manager Trudi Spencer, manager Haley Bestgen, head coach Tom Collen, video coordinator Jake Nelp, assistant coach Greg Collins, associate head coach Timothy Eatman, Whitney Zachariasen, Lauren Ervin, Ashlea Williams, assistant coach Zenarae Antoine, strength coach J.C. Moreau, graduate assistant Angie Nelp, basketball athletic trainer Jeremy Brazier, executive director of basketball operations Amber Shirey, manager Erin Cox, assistant athletic trainer Joanna Schaffhausen.

WBCA ROBIN ROBERTS AWARD WINNER BRITTNEY VAUGHN

Tom Collen's first season at Arkansas was a record-breaker as the Razorbacks opened 15-0. The 2007-08 team established both the longest in-season and all-time winning streak with its perfect run through the entire non-conference slate. Returning to the AP Top 25 after defeating Marquette then thrashing old SWC rival Texas Tech, Arkansas seemed poised to become a factor in SEC play. Unfortunately, the team's double-double leader Lauren Ervin tore her ACL in the conference opener and the team was never the same. In spite of the nine-game losing streak to end the year, there were several individual achievements. Ervin was a third-round draft pick of the Connecticut Sun, and senior point guard Brittney Vaughn became the first Razorback to win a national award from the WBCA as she was named the Robin Roberts Award recipient at the 2009 Women's Final Four.





COACH TOM COLLEN (2007-PRESENT)

The naming of Arkansas' seventh women's basketball head coach was a homecoming for one of America's most successful coaches, Tom Collen. The recruiting coordinator and eventually assistant head coach during Arkansas' surge to the Final Four in the 1990s, Collen left his mark at Arkansas through his previous players like four-time All-American Christy Smith and future top three-point shooter in America Wendi Willits. He made an immediate impact again as his first recruiting class as the head coach for Razorbacks was ranked top 25 in the country. Arriving at Arkansas as one of the top 10 winningest women's basketball coaches in the game, Collen in his first

nine seasons as a head coach already has 200 career victories with 10 postseason appearances: five trips at Colorado State, four at Louisville and one at Arkansas.



2008-09

2009 WNIT THIRD ROUND

Front row seated, from left: Ayana Brereton, Jamesha Townsend, Julie Inman, Lyndsay Harris, Shanita Arnold, Ceira Ricketts, Charity Ford, Brittney Richardson. Back row standing, from left: manager Emily Pearson, manager Caroline Powell, executive director of basketball operations Amber Shirey, basketball athletic trainer Jeremy Braziel, assistant coach Greg Collins, associate head coach Timothy Eatman, Whitney Jones, Ashley McCray, head coach Tom Collen, Ashlea Williams, Ashley Daniels, assistant coach Zenarae Antoine, graduate assistant David Walker, director of strength and conditioning for Olympic sports Todd Barbour, manager Grace Parker, manager Erin Cox, manager Haley Bestgen.



CHARITY FORD

The 2009-10 season came to a close with hard-fought games and career performances by the Razorback women's basketball team. Seniors Charity Ford and Ashley McCray hung up their jerseys after solid careers for Arkansas. Ford played four seasons for the Razorbacks ending her career with 917 points, 287 rebounds and 130 assists. Ford ranks 25th all-time for points scored and scored in double-digits in all but one game (the opener) in 2009-10. McCray's two-year career saw her score 254 points with 181 rebounds and 16 blocks.



2009-10

Front row seated, from left: Ashlea Williams, Brittney Richardson, Julie Inman, Lyndsay Harris, Charity Ford, head coach Tom Collen, Ceira Ricketts, Dominique Robinson, Jamesha Townsend, Kristen Gillespie, Quistelle Williams. Back row standing, from left: manager Emily Pearson, executive director of basketball operations Amber Shirey, manager Jeff Brazil, assistant coach Greg Collins, graduate assistant David Walker, assistant coach Zenarae Antoine, Sarah Watkins, Ashley McCray, Skye Rees, Ashley Daniels, associate head coach Timothy Eatman, strength coach Todd Barbour, athletic trainer Jeremy Braziel, manager Erin Cox, manager Haley Bestgen, manager Grace Parker.



C'EIRA RICKETTS

The 2010-11 season saw Arkansas return to the postseason reaching the WNIT Quarterfinals. Arkansas' season saw the team open 12-0, jump into the national polls for nine weeks, sweep LSU, win at Ole Miss and upset No. 10 Oklahoma and No. 12 Kentucky - all firsts for the program. In addition, two players, C'eira Ricketts and Lyndsay Harris, surpassed the 1,000 point plateau.



2010-11

2011 WNIT QUARTERFINALS

2010-11 Arkansas Razorbacks: Front row (l-r): Christstasia Walter, Caroline Powell, Amanda Westbrook, Julie Inman, Lyndsay Harris, Kelsey Hatcher, Dominique Robinson, Brittney Richardson, Keira Peak, Yashira Delgado. Second row (l-r): Amanda Coughlin, Michael Jennings, Erin Gatling, Quistelle Williams, C'eira Ricketts, Skye Rees, Ashley Daniels, Keira Peak, Sarah Watkins, Morgan Myrick, Grace Parker, Morgan Abernathy. Back row (l-r): Jeremy Braziel, Ashlea Williams, Todd Barbour, assistant coach Zenarae Antoine, head coach Tom Collen, associate head coach Timothy Eatman, assistant coach Greg Collins, director of operations Amber Shirey, video coordinator Jeff Brazil, assistant video coordinator Wyatt Hodges.



ASHLEY DANIELS

Ashley Daniels and her senior classmates C'eira Ricketts and Lyndsay Harris put the Razorbacks on their backs and marched the team all the way to the NCAA second round in 2011-12. The first four-year senior class for head coach Tom Collen, the 2011-12 Razorbacks posted a school record for SEC wins (10), consecutive SEC wins (eight) and SEC finish (tied for fourth). The paced the team to the program's first SEC Tournament win since 2005 and the team's first NCAA Tournament win since 2003. Daniels finished the year leading the SEC in defensive rebounds.



2011-12

NCAA TOURNAMENT SECOND ROUND

Front Row (l-r): Keira Peak, Dominique Robinson, Joey Bailey, Quistelle Williams, Sarah Watkins, Ashley Daniels, Jamesha Townsend, Jhasmin Bowen, Kelsey Hatcher, Lyndsay Harris. Back Row (l-r): assistant video coordinator Wyatt Hodges, manager Jacob Tolman, manager Amanda Coughlin, manager Kendall Ruff, athletic trainer Jeremy Brazier, strength coach Todd Barbour, Erin Gatling, C'eira Ricketts, assistant coach Greg Collins, assistant coach Nicki Collen, head coach Tom Collen, assistant coach Tari Cummings, Calli Berna, Julie Inman, video coordinator Jeff Brazil, student assistant Ashlea Williams, Director of Operations Amber Shirey, manager Morgan Myrick, manager Michael Jennings.



SARAH WATKINS

Sarah Watkins and her senior classmates paced the Razorbacks three consecutive postseason appearances and back-to-back-back 20-win seasons while at Arkansas. Watkins finished her career second all-time in blocks, 12th for career points and 16th in career rebounds. She is one of just a handful of players who recorded both 1,000 career points and 500 career rebounds during her career at Arkansas.



2012-13

WNIT SECOND ROUND

Back Row (l-r): Alex Fessler (mgr.), Wyatt Hodges (asst. video), Kendall Ruff (mgr.), Brooke Rogers (mgr.), Mike Jennings (grad. asst.), Todd Barbour (strength coach), Tari Cummings (asst. coach), Nicki Collen (asst. coach), Tom Collen (head coach), Amber Shirey (asst. coach), Jessica Bowie (dir. of ops), Jeff Brazil (video coord.), Natalie Trotter (athletic trainer), Amanda Coughlin (mgr.), Amber Earls (mgr.). Front row (l-r): Erin Gatling, Dominique Wilson, Dominique Robinson, Calli Berna, Quistelle Williams, Joey Bailey, Sarah Watkins, Jhasmin Bowen, Ana-Carlota Faussurier, Melissa Wolff, Kelsey Hatcher, Keira Peak, Mia Melton.

[HISTORY](#)

2003-04

| | SEC ONLY | | | OVERALL | | |
|-----------------|----------|----------|-------------|-----------|-----------|-------------|
| | W | L | PCT | W | L | PCT |
| Tennessee | 14 | 0 | 1.000 | 31 | 4 | .886 |
| LSU | 10 | 4 | .714 | 27 | 8 | .771 |
| Auburn | 9 | 5 | .643 | 22 | 9 | .710 |
| Florida | 8 | 6 | .571 | 19 | 11 | .633 |
| Georgia | 8 | 6 | .571 | 25 | 10 | .714 |
| Vanderbilt | 8 | 6 | .571 | 26 | 8 | .765 |
| Ole Miss | 7 | 7 | .500 | 17 | 14 | .548 |
| Miss. State | 7 | 7 | .500 | 14 | 15 | .483 |
| ARKANSAS | 5 | 9 | .357 | 16 | 12 | .571 |
| Alabama | 4 | 10 | .286 | 12 | 16 | .429 |
| Kentucky | 3 | 11 | .214 | 11 | 17 | .393 |
| S. Carolina | 1 | 13 | .071 | 10 | 18 | .357 |

2002-03

| | SEC ONLY | | | OVERALL | | |
|-----------------|----------|----------|-------------|-----------|-----------|-------------|
| | W | L | PCT | W | L | PCT |
| Tennessee | 14 | 0 | 1.000 | 33 | 5 | .868 |
| LSU | 11 | 3 | .786 | 30 | 4 | .882 |
| Georgia | 10 | 4 | .714 | 21 | 10 | .677 |
| Miss. State | 10 | 4 | .714 | 24 | 8 | .750 |
| S. Carolina | 9 | 5 | .643 | 23 | 8 | .742 |
| Vanderbilt | 9 | 5 | .643 | 22 | 10 | .688 |
| ARKANSAS | 7 | 7 | .500 | 22 | 11 | .667 |
| Auburn | 5 | 9 | .357 | 23 | 11 | .676 |
| Kentucky | 4 | 10 | .286 | 11 | 16 | .407 |
| Alabama | 3 | 11 | .214 | 13 | 15 | .464 |
| Florida | 1 | 13 | .071 | 9 | 19 | .321 |
| Ole Miss | 1 | 13 | .071 | 12 | 16 | .429 |

2001-02

| | SEC ONLY | | | OVERALL | | |
|-----------------|----------|----------|-------------|-----------|-----------|-------------|
| | W | L | PCT | W | L | PCT |
| Tennessee | 13 | 1 | .929 | 29 | 5 | .853 |
| S. Carolina | 10 | 4 | .714 | 25 | 7 | .781 |
| Vanderbilt | 10 | 4 | .714 | 30 | 7 | .812 |
| LSU | 8 | 6 | .571 | 18 | 12 | .600 |
| Miss. State | 8 | 6 | .571 | 19 | 12 | .613 |
| Florida | 8 | 6 | .571 | 18 | 11 | .621 |
| ARKANSAS | 7 | 7 | .500 | 20 | 12 | .625 |
| Alabama | 7 | 7 | .500 | 19 | 12 | .613 |
| Georgia | 6 | 8 | .429 | 19 | 11 | .633 |
| Ole Miss | 3 | 11 | .214 | 11 | 17 | .393 |
| Auburn | 3 | 11 | .214 | 16 | 13 | .552 |
| Kentucky | 1 | 13 | .071 | 9 | 20 | .310 |



144

A NCAA mandated minimum 14 regular-season games against conference opponents brought about a 14-game format in 1998. The formula started with round-robin against the entire league, then added home-and-home with the rival partner and a rotating home-and-home with one team from the Eastern Division and one team from the Western Division. The schedule operated on a two-year cycle.

#NEVERYIELD

ALL - TIME SEC STANDINGS



Shameka Christon was honored at the 2009-10 SEC Tournament as an SEC Legend.

2000-01

| | SEC ONLY | | | OVERALL | | |
|-------------|----------|----|-------|---------|----|------|
| | W | L | PCT | W | L | PCT |
| Tennessee | 14 | 0 | 1.000 | 31 | 3 | .912 |
| Georgia | 11 | 3 | .786 | 27 | 6 | .818 |
| Florida | 11 | 3 | .786 | 24 | 6 | .800 |
| Vanderbilt | 8 | 6 | .571 | 24 | 10 | .706 |
| LSU | 8 | 6 | .571 | 20 | 11 | .645 |
| ARKANSAS | 6 | 8 | .429 | 20 | 13 | .606 |
| S. Carolina | 6 | 8 | .429 | 11 | 17 | .393 |
| Alabama | 5 | 9 | .357 | 19 | 12 | .613 |
| Auburn | 5 | 9 | .357 | 17 | 12 | .586 |
| Ole Miss | 4 | 10 | .286 | 17 | 13 | .567 |
| Miss. State | 4 | 10 | .286 | 17 | 14 | .548 |
| Kentucky | 2 | 12 | .143 | 6 | 21 | .222 |

1999-2000

| | SEC ONLY | | | OVERALL | | |
|-----------------|----------|-----------|-------------|-----------|-----------|-------------|
| | W | L | PCT | W | L | PCT |
| Georgia | 13 | 1 | .929 | 32 | 4 | .889 |
| Tennessee | 13 | 1 | .929 | 33 | 4 | .892 |
| LSU | 11 | 3 | .786 | 25 | 7 | .781 |
| Auburn | 9 | 5 | .643 | 22 | 8 | .733 |
| Miss. State | 8 | 6 | .571 | 24 | 8 | .750 |
| Vanderbilt | 6 | 8 | .429 | 21 | 13 | .618 |
| Florida | 6 | 8 | .429 | 21 | 13 | .618 |
| Alabama | 5 | 9 | .357 | 15 | 14 | .517 |
| Kentucky | 5 | 9 | .357 | 15 | 14 | .517 |
| ARKANSAS | 4 | 10 | .286 | 17 | 15 | .531 |
| S. Carolina | 3 | 11 | .214 | 13 | 15 | .464 |
| Ole Miss | 1 | 13 | .071 | 12 | 16 | .429 |

1998-99

| | SEC ONLY | | | OVERALL | | |
|-------------|----------|----|------|---------|----|------|
| | W | L | PCT | W | L | PCT |
| Tennessee | 13 | 1 | .929 | 31 | 3 | .912 |
| LSU | 10 | 4 | .714 | 22 | 8 | .733 |
| Georgia | 9 | 5 | .643 | 27 | 7 | .794 |
| Auburn | 8 | 6 | .571 | 20 | 9 | .690 |
| Alabama | 7 | 7 | .500 | 20 | 11 | .645 |
| Miss. State | 7 | 7 | .500 | 17 | 11 | .607 |
| Kentucky | 7 | 7 | .500 | 21 | 11 | .656 |
| Florida | 6 | 8 | .429 | 19 | 14 | .576 |
| Vanderbilt | 6 | 8 | .429 | 13 | 14 | .481 |
| Ole Miss | 6 | 8 | .429 | 15 | 13 | .536 |
| ARKANSAS | 5 | 9 | .357 | 20 | 14 | .588 |
| S. Carolina | 0 | 14 | .000 | 11 | 16 | .407 |

1997-98

| | SEC ONLY | | | OVERALL | | |
|-------------|----------|----|-------|---------|----|-------|
| | W | L | PCT | W | L | PCT |
| Tennessee | 14 | 0 | 1.000 | 39 | 0 | 1.000 |
| Florida | 10 | 4 | .714 | 23 | 9 | .719 |
| Alabama | 10 | 4 | .714 | 24 | 10 | .706 |
| Vanderbilt | 9 | 5 | .643 | 20 | 9 | .690 |
| Georgia | 8 | 6 | .571 | 17 | 11 | .607 |
| ARKANSAS | 7 | 7 | .500 | 22 | 11 | .667 |
| LSU | 7 | 7 | .500 | 19 | 13 | .594 |
| Kentucky | 5 | 9 | .357 | 13 | 15 | .464 |
| Miss. State | 4 | 10 | .286 | 14 | 15 | .483 |
| Auburn | 4 | 10 | .286 | 16 | 11 | .593 |
| S. Carolina | 3 | 11 | .214 | 13 | 15 | .464 |
| Ole Miss | 3 | 11 | .214 | 12 | 19 | .387 |

1996-97

| | SEC ONLY | | | OVERALL | | |
|-------------|----------|----|------|---------|----|------|
| | W | L | PCT | W | L | PCT |
| Georgia | 11 | 1 | .917 | 25 | 6 | .806 |
| Alabama | 10 | 2 | .833 | 25 | 7 | .781 |
| Florida | 9 | 3 | .750 | 24 | 9 | .727 |
| LSU | 9 | 3 | .750 | 25 | 5 | .833 |
| Tennessee | 8 | 4 | .750 | 29 | 10 | .744 |
| Vanderbilt | 6 | 6 | .500 | 20 | 11 | .645 |
| ARKANSAS | 5 | 7 | .417 | 18 | 10 | .643 |
| Ole Miss | 5 | 7 | .417 | 16 | 11 | .593 |
| Auburn | 5 | 7 | .417 | 22 | 10 | .688 |
| Kentucky | 2 | 10 | .167 | 8 | 19 | .296 |
| Miss. State | 1 | 11 | .083 | 11 | 16 | .407 |
| S. Carolina | 1 | 11 | .083 | 12 | 15 | .44 |

1995-96

| | SEC ONLY | | | OVERALL | | |
|-----------------|----------|----------|-------------|-----------|-----------|-------------|
| | W | L | PCT | W | L | PCT |
| Georgia | 10 | 1 | .909 | 28 | 5 | .848 |
| Tennessee | 9 | 2 | .818 | 32 | 4 | .889 |
| Vanderbilt | 7 | 4 | .636 | 23 | 8 | .742 |
| Alabama | 7 | 4 | .636 | 24 | 8 | .750 |
| Auburn | 6 | 5 | .545 | 23 | 9 | .719 |
| Florida | 6 | 5 | .545 | 21 | 9 | .700 |
| Ole Miss | 6 | 5 | .545 | 18 | 11 | .621 |
| LSU | 4 | 7 | .364 | 21 | 11 | .656 |
| Miss. State | 4 | 7 | .364 | 13 | 14 | .481 |
| ARKANSAS | 3 | 8 | .273 | 21 | 13 | .645 |
| S. Carolina | 2 | 9 | .182 | 16 | 12 | .571 |
| Kentucky | 2 | 9 | .182 | 8 | 19 | .296 |

1994-95

| | SEC ONLY | | | OVERALL | | |
|-------------|----------|----|-------|---------|----|------|
| | W | L | PCT | W | L | PCT |
| Tennessee | 11 | 0 | 1.000 | 34 | 3 | .919 |
| Georgia | 8 | 3 | .727 | 28 | 5 | .848 |
| Vanderbilt | 8 | 3 | .727 | 25 | 8 | .800 |
| ARKANSAS | 7 | 4 | .636 | 23 | 7 | .767 |
| Florida | 7 | 4 | .636 | 24 | 9 | .727 |
| Alabama | 7 | 4 | .636 | 22 | 9 | .710 |
| Ole Miss | 6 | 5 | .545 | 21 | 8 | .724 |
| Auburn | 5 | 6 | .455 | 17 | 10 | .630 |
| Kentucky | 4 | 7 | .364 | 14 | 14 | .500 |
| S. Carolina | 1 | 10 | .091 | 12 | 16 | .429 |
| Miss. State | 1 | 10 | .091 | 9 | 18 | .333 |
| LSU | 1 | 10 | .091 | 7 | 20 | .259 |

1993-94

| | SEC ONLY | | | OVERALL | | |
|-------------|----------|----|-------|---------|----|------|
| | W | L | PCT | W | L | PCT |
| Tennessee | 11 | 0 | 1.000 | 31 | 2 | .939 |
| Vanderbilt | 9 | 2 | .818 | 25 | 8 | .758 |
| Florida | 8 | 3 | .727 | 22 | 7 | .759 |
| Alabama | 7 | 4 | .636 | 26 | 7 | .788 |
| Ole Miss | 7 | 4 | .636 | 24 | 9 | .727 |
| Auburn | 6 | 5 | .545 | 20 | 10 | .667 |
| Georgia | 5 | 6 | .455 | 17 | 11 | .607 |
| Kentucky | 5 | 6 | .455 | 17 | 11 | .607 |
| ARKANSAS | 3 | 8 | .273 | 15 | 14 | .517 |
| S. Carolina | 2 | 9 | .182 | 14 | 13 | .519 |
| LSU | 2 | 9 | .182 | 11 | 16 | .519 |
| Miss. State | 1 | 10 | .090 | 8 | 18 | .307 |

1992-93

| | SEC ONLY | | | OVERALL | | |
|-----------------|----------|----------|-------------|-----------|-----------|-------------|
| | W | L | PCT | W | L | PCT |
| Tennessee | 11 | 0 | 1.000 | 29 | 3 | .906 |
| Auburn | 9 | 2 | .818 | 25 | 4 | .862 |
| Vanderbilt | 9 | 2 | .818 | 30 | 3 | .909 |
| Florida | 6 | 5 | .545 | 19 | 10 | .655 |
| Alabama | 6 | 5 | .545 | 22 | 9 | .710 |
| Kentucky | 5 | 6 | .455 | 18 | 10 | .643 |
| S. Carolina | 5 | 6 | .455 | 17 | 10 | .630 |
| ARKANSAS | 4 | 7 | .364 | 13 | 14 | .481 |
| Georgia | 4 | 7 | .364 | 21 | 13 | .618 |
| Ole Miss | 4 | 7 | .364 | 19 | 10 | .621 |
| Miss. State | 3 | 8 | .273 | 14 | 13 | .519 |
| LSU | 0 | 11 | .000 | 9 | 18 | .333 |

1991-92

| | SEC ONLY | | | OVERALL | | |
|-------------|----------|---|-------|---------|----|------|
| | W | L | PCT | W | L | PCT |
| Ole Miss | 11 | 0 | 1.000 | 29 | 3 | .906 |
| Tennessee | 10 | 1 | .909 | 28 | 3 | .903 |
| Alabama | 7 | 4 | .636 | 23 | 7 | .767 |
| Vanderbilt | 6 | 5 | .545 | 22 | 9 | .710 |
| Georgia | 6 | 5 | .545 | 19 | 11 | .633 |
| Kentucky | 5 | 6 | .455 | 16 | 14 | .533 |
| Auburn | 4 | 7 | .364 | 17 | 12 | .586 |
| Miss. State | 4 | 7 | .364 | 15 | 13 | .536 |
| Florida | 4 | 7 | .364 | 15 | 13 | .536 |
| LSU | 4 | 7 | .364 | 16 | 13 | .552 |
| ARKANSAS | 3 | 8 | .273 | 11 | 14 | .440 |
| S. Carolina | 2 | 9 | .222 | 13 | 15 | .464 |

ARKANSAS IN THE AP POLL

Highest Ranking: #7 (12/4/95 & 12/11/95)
 Highest Preseason Ranking: #10 (90-91 & 95-96)
 Longest Poll Run: 28 weeks (2/19/90 to 12/29/91)
 Cons. Weeks in Top 10: 5 (2/11/91 to 3/11/91)
 [It's notable that Arkansas was in five of six weeks from 12/16/02 to 1/20/03, and the one week out -- 1/6/03 -- was ranked #11]

While Ranked:

Versus All Teams: 127-50 (.718)
 Versus Ranked Teams: 15-32 (.319)
 Versus Unranked Teams: 112-19 (.855)

Against the AP Poll

| | | | |
|-----------|------|----------------|-------|
| Versus #1 | 0-15 | Versus #7 | 2-6 |
| Versus #2 | 1-15 | Versus #8 | 4-4 |
| Versus #3 | 0-8 | Versus #9 | 1-3 |
| Versus #4 | 0-5 | Versus #10 | 2-5 |
| Versus #5 | 0-10 | Versus #11-#25 | 40-69 |
| Versus #6 | 3-9 | | |

Highest ranked wins:

Home: #2 LSU (1/19/03)
 Road: @#6 Texas (2/23/89)
 Neutral: #6 SFA (3/22/90) (@Stanford)

ALL - TIME SWC STANDINGS

ARKANSAS HOOPS

ITALY

STAFF

RAZORBACKS

REVIEW

RECORDS

HISTORY

OPONENT INFO/RECORDS

UNIVERSITY

1990-91

| | SWC ONLY | | | OVERALL | | |
|----------|----------|----|------|---------|----|------|
| | W | L | PCT | W | L | PCT |
| Arkansas | 15 | 1 | .938 | 28 | 4 | .875 |
| Texas | 14 | 2 | .875 | 21 | 9 | .700 |
| T. Tech | 12 | 4 | .750 | 23 | 8 | .742 |
| Houston | 10 | 6 | .625 | 20 | 12 | .625 |
| A&M | 8 | 8 | .500 | 14 | 14 | .500 |
| SMU | 4 | 12 | .250 | 9 | 19 | .321 |
| Rice | 4 | 12 | .250 | 10 | 18 | .357 |
| Baylor | 3 | 13 | .188 | 9 | 17 | .346 |
| TCU | 2 | 14 | .125 | 5 | 22 | .185 |

1988-89

| | SWC ONLY | | | OVERALL | | |
|----------|----------|----|-------|---------|----|------|
| | W | L | PCT | W | L | PCT |
| Texas | 16 | 0 | 1.000 | 28 | 5 | .875 |
| Arkansas | 13 | 3 | .813 | 22 | 8 | .733 |
| Houston | 9 | 7 | .563 | 16 | 12 | .571 |
| T. Tech | 9 | 7 | .563 | 16 | 13 | .552 |
| A&M | 8 | 8 | .500 | 17 | 12 | .586 |
| SMU | 7 | 9 | .438 | 11 | 14 | .444 |
| Rice | 5 | 11 | .313 | 14 | 14 | .500 |
| TCU | 4 | 12 | .250 | 9 | 16 | .360 |
| Baylor | 1 | 15 | .063 | 3 | 23 | .115 |

1986-87

| | SWC ONLY | | | OVERALL | | |
|----------|----------|----|-------|---------|----|------|
| | W | L | PCT | W | L | PCT |
| Texas | 16 | 0 | 1.000 | 31 | 2 | .939 |
| Arkansas | 12 | 4 | .750 | 20 | 12 | .625 |
| Houston | 10 | 6 | .625 | 19 | 10 | .655 |
| T. Tech | 10 | 6 | .625 | 18 | 11 | .621 |
| Rice | 7 | 9 | .438 | 15 | 13 | .536 |
| Baylor | 5 | 11 | .313 | 8 | 20 | .286 |
| A&M | 5 | 11 | .313 | 9 | 17 | .346 |
| SMU | 4 | 12 | .250 | 8 | 19 | .297 |
| TCU | 3 | 13 | .188 | 8 | 19 | .297 |

| | | | | | | |
|--------|---|----|------|----|----|------|
| A&M | 7 | 9 | .438 | 14 | 14 | .500 |
| Baylor | 7 | 9 | .438 | 12 | 14 | .462 |
| SMU | 4 | 12 | .250 | 9 | 19 | .321 |
| TCU | 2 | 14 | .125 | 6 | 22 | .222 |
| Rice | 2 | 14 | .125 | 5 | 21 | .192 |

1983-84

| | SWC ONLY | | | OVERALL | | |
|----------|----------|----|-------|---------|----|------|
| | W | L | PCT | W | L | PCT |
| Texas | 16 | 0 | 1.000 | 32 | 3 | .914 |
| T. Tech | 13 | 3 | .813 | 23 | 7 | .767 |
| Arkansas | 11 | 5 | .688 | 20 | 9 | .690 |
| Houston | 9 | 7 | .563 | 16 | 12 | .571 |
| Baylor | 9 | 7 | .563 | 15 | 12 | .556 |
| A&M | 6 | 10 | .375 | 13 | 15 | .464 |
| SMU | 4 | 12 | .250 | 11 | 15 | .423 |
| Rice | 3 | 13 | .188 | 9 | 17 | .346 |
| TCU | 1 | 15 | .063 | 6 | 22 | .214 |

1989-90

| | SWC ONLY | | | OVERALL | | |
|----------|----------|----|------|---------|----|------|
| | W | L | PCT | W | L | PCT |
| Arkansas | 15 | 1 | .938 | 25 | 5 | .833 |
| Texas | 15 | 1 | .938 | 27 | 5 | .844 |
| T. Tech | 11 | 5 | .688 | 20 | 11 | .645 |
| Houston | 9 | 7 | .563 | 17 | 12 | .586 |
| A&M | 8 | 8 | .500 | 16 | 12 | .571 |
| TCU | 8 | 8 | .500 | 11 | 16 | .407 |
| Rice | 3 | 13 | .188 | 6 | 21 | .222 |
| SMU | 2 | 14 | .125 | 4 | 22 | .154 |
| Baylor | 1 | 15 | .063 | 4 | 23 | .148 |

1987-88

| | SWC ONLY | | | OVERALL | | |
|----------|----------|----|-------|---------|----|------|
| | W | L | PCT | W | L | PCT |
| Texas | 16 | 0 | 1.000 | 32 | 3 | .914 |
| Houston | 12 | 4 | .750 | 22 | 7 | .759 |
| T. Tech | 9 | 7 | .563 | 17 | 13 | .567 |
| Arkansas | 8 | 8 | .500 | 13 | 15 | .461 |
| A&M | 8 | 8 | .500 | 15 | 13 | .536 |
| SMU | 6 | 10 | .375 | 12 | 16 | .429 |
| Rice | 5 | 11 | .313 | 11 | 14 | .440 |
| TCU | 5 | 11 | .313 | 12 | 15 | .444 |
| Baylor | 3 | 13 | .188 | 10 | 20 | .333 |

1985-86

| | SWC ONLY | | | OVERALL | | |
|----------|----------|----|-------|---------|----|-------|
| | W | L | PCT | W | L | PCT |
| Texas | 16 | 0 | 1.000 | 34 | 0 | 1.000 |
| Arkansas | 13 | 3 | .813 | 22 | 8 | .733 |
| T. Tech | 13 | 3 | .813 | 21 | 9 | .700 |
| Houston | 9 | 7 | .563 | 19 | 10 | .655 |
| A&M | 9 | 7 | .563 | 16 | 13 | .552 |
| SMU | 5 | 11 | .267 | 11 | 20 | .355 |
| Baylor | 4 | 12 | .250 | 6 | 21 | .222 |
| Rice | 2 | 14 | .125 | 7 | 19 | .269 |
| TCU | 1 | 15 | .063 | 5 | 22 | .185 |

1982-83

| | SWC ONLY | | | OVERALL | | |
|----------|----------|---|-------|---------|----|------|
| | W | L | PCT | W | L | PCT |
| Texas | 8 | 0 | 1.000 | 30 | 3 | .909 |
| Arkansas | 6 | 2 | .750 | 21 | 8 | .724 |
| T. Tech | 6 | 2 | .750 | 22 | 9 | .710 |
| Houston | 5 | 3 | .625 | 17 | 11 | .607 |
| Baylor | 4 | 4 | .500 | 16 | 14 | .533 |
| SMU | 4 | 4 | .500 | 14 | 14 | .500 |
| A&M | 2 | 6 | .250 | 11 | 16 | .407 |
| Rice | 1 | 7 | .125 | 8 | 18 | .308 |
| TCU | 0 | 8 | .000 | 5 | 23 | .179 |

ONE OF A KIND

These are the only Southwest Conference women's basketball trophies located outside the state of Texas. Arkansas was the first team to defeat the University of Texas in SWC play, capturing a share of the 1990 regular season title. Arkansas took the 1991 title outright, then defeated Texas Tech for the 1991 SWC Classic title to become the first non-Texas team to win the league's postseason tournament. Arkansas departed the SWC the next season, and the fact that the Razorbacks were the team to end the Longhorn dynasty is sometimes overlooked in women's basketball history.



1984-85

| | SWC ONLY | | | OVERALL | | |
|----------|----------|---|-------|---------|---|------|
| | W | L | PCT | W | L | PCT |
| Texas | 16 | 0 | 1.000 | 28 | 3 | .903 |
| T. Tech | 12 | 4 | .750 | 24 | 8 | .750 |
| Arkansas | 11 | 5 | .688 | 20 | 8 | .667 |
| Houston | 11 | 5 | .688 | 22 | 8 | .733 |

BACK IN THE DAY - SWC SCHEDULING

The Southwest Conference started championships for women during the 1981-82 academic year. As was the custom of many conferences, there was no regular season play in 1982, and only a conference championship tournament. Not all of the SWC members participated in the event hosted by Texas A&M, and it took place midseason rather than at the end of the year.

In 1982-83, the league played single round robin and hosted its first true post-season tournament at Austin. The following year the regular season format of double-round robin was established. The 16-game schedule remained unchanged for the rest of SWC history, and featured a looping schedule that reversed the order of play during the year. The primary game days followed the men's schedule -- Thursdays and Saturdays -- and several institutions played double-headers.

The top teams in the league both in attendance and performance, Arkansas and Texas, did not play double-headers.

ARKANSAS' SWC CLASSIC RESULTS

- 1991 Champion (d. Baylor, 90-74; d. Houston, 83-77; d. Texas Tech, 60-51)
- 1990 First Round (l. Texas Tech, 69-60)
- 1989 Finalist (d. Texas Tech, 79-72; l. #6 UT, 101-99)
- 1988 First Round (l. TAMU, 59-58)
- 1987 Finalist (d. Houston, 96-82; l. #1 UT, 72-70)
- 1986 Semifinalist (d. SMU, 82-75; l. Texas Tech, 58-48)
- 1985 Semifinalist (d. Baylor, 78-69; l. #1 UT, 104-62)
- 1984 Semifinalist (d. TAMU, 75-66; l. Texas Tech, 56-43)
- 1983 Semifinalist (d. Baylor, 65-62; l. #3 UT, 80-54)
- 1982 Finalist (d. Texas Tech, 70-55; d. Baylor, 71-66; l. #10 UT 68-53)
- 1981 Consolation Title (in-season tournament)

SWC CLASSIC SEEDING

| | | |
|----------|----------|----------|
| 1991 1st | 1988 4th | 1984 4th |
| 1990 2nd | 1987 2nd | 1983 2nd |
| 1989 2nd | 1986 3rd | 1982 n/a |
| | 1985 4th | |

SERIES RECORDS

AKRON 1-0

Games: 1
Series Record: Arkansas leads 1-0
Fayetteville: 0-0
Akron: 0-0
Neutral: 1-0

| | | | | | |
|------------|----|----|-------|----|----------------|
| 11/27/1987 | AR | 70 | Akron | 62 | Lawrence, Kan. |
|------------|----|----|-------|----|----------------|

ALABAMA-BIRMINGHAM 0-1

Games: 1
Series Record: Arkansas trails 1-0
Fayetteville: 0-0
Birmingham: 0-1
Neutral: 0-0

| | | | | | |
|-----------|----|----|-----|----|------------|
| 1/16/1981 | AR | 48 | UAB | 82 | Birmingham |
|-----------|----|----|-----|----|------------|

ALABAMA 17-14

Games: 31
Series Record: Arkansas leads 17-14
Fayetteville: 9-5
Tuscaloosa: 7-7
Neutral: 1-2

SEC: Arkansas leads 16-13
Collen at Arkansas: 7-2
(2007-08)

| | | | | | |
|-----------|---------|-----|--------|----------|----------------|
| 1/26/1980 | AR | 68 | AL | 54 | Fayetteville |
| 1/17/1981 | AR | 65 | AL | 70 | Tuscaloosa |
| 2/22/1982 | AR | 76 | AL | 80 | Fayetteville |
| 2/20/1983 | AR | 56 | AL | 66 | Tuscaloosa |
| 2/2/1994 | AR | 82 | #15 AL | 75 | Fayetteville |
| 12/6/1994 | AR | 79 | #6 AL | 93 | Tuscaloosa |
| 3/4/1995 | #16 AR | 72 | #16 AL | 86 | Chattanooga |
| 1/4/1996 | #18 AR | 85 | #19 AL | 92 (OT) | Fayetteville |
| 2/6/1997 | #17 AR | 61 | #7 AL | 102 | Tuscaloosa |
| 3/1/1997 | AR | 63 | #7 AL | 85 | Chattanooga |
| 1/11/1998 | AR | 102 | AL | 90 (OT) | Fayetteville |
| 2/18/1999 | AR | 77 | #25 AL | 73 | Tuscaloosa |
| 2/3/2000 | AR | 66 | AL | 62 | Fayetteville |
| 2/1/2001 | AR | 69 | AL | 74 | Tuscaloosa |
| 1/10/2002 | AR | 70 | AL | 84 | Fayetteville |
| 2/3/2002 | AR | 72 | AL | 70 | Tuscaloosa |
| 2/2/2003 | #12 AR | 59 | AL | 58 | Tuscaloosa |
| 3/2/2003 | #21 AR | 68 | AL | 53 | Fayetteville |
| 3/6/2003 | #23 AR | 53 | AL | 48 | N. Little Rock |
| 2/15/2004 | AR | 65 | AL | 68 | Tuscaloosa |
| 2/10/2005 | AR | 83 | AL | 68 | Fayetteville |
| 1/15/2006 | AR | 73 | AL | 75 | Tuscaloosa |
| 1/18/2007 | AR | 71 | AL | 63 | Fayetteville |
| 1/17/2008 | AR | 63 | AL | 49 | Tuscaloosa |
| 2/22/2009 | AR | 74 | AL | 69 | Fayetteville |
| 1/24/2010 | AR | 66 | AL | 62 (OT) | Tuscaloosa |
| 2/21/2010 | AR | 58 | AL | 69 | Fayetteville |
| 1/16/2011 | #20 AR | 57 | AL | 54 | Tuscaloosa |
| 2/27/2011 | AR | 79 | AL | 92 | Fayetteville |
| 2/2/2012 | AR (rv) | 70 | AL | 52 | Fayetteville |
| 2/10/2013 | AR | 91 | AL | 80 (3ot) | Tuscaloosa |

ALABAMA STATE 2-0

Games: 2
Series Record: Arkansas leads 2-0
Fayetteville: 2-0
Jonesboro: 0-0
Neutral: 0-0

| | | | | | |
|------------|----|----|------------|----|--------------|
| 11/29/1991 | AR | 84 | Ala. State | 31 | Fayetteville |
| 11/19/2004 | AR | 74 | Ala. State | 49 | Fayetteville |

ALASKA 1-0

Games: 1
Series Record: Arkansas leads 1-0
Fayetteville: 0-0
Anchorage: 1-0
Neutral: 0-0

| | | | | | |
|-----------|----|----|--------|----|-----------------|
| 2/27/1982 | AR | 85 | Alaska | 52 | Anchorage, Ala. |
|-----------|----|----|--------|----|-----------------|

ALCORN STATE 3-0

Games: 3
Series Record: Arkansas leads 3-0
Fayetteville: 1-0
Lorman: 0-0
Neutral: 2-0

| | | | | | |
|------------|----|----|------------|----|-------------------|
| 12/29/1995 | AR | 72 | Alcorn St. | 53 | Waco, Texas |
| 12/31/1996 | AR | 90 | Alcorn St. | 56 | Fayetteville |
| 11/15/2009 | AR | 87 | Alcorn St. | 78 | Hot Springs, Ark. |

ARIZONA 0-1

Games: 1
Series Record: Arkansas trails 0-1
Fayetteville: 0-0
Phoenix: 0-0
Neutral: 0-1
Postseason: 0-1 (NWIT)

| | | | | | |
|-----------|----|----|---------|----|-----------------|
| 3/22/1996 | AR | 77 | Arizona | 80 | Amarillo (NWIT) |
|-----------|----|----|---------|----|-----------------|

ARIZONA STATE 1-0

Games: 1
Series Record: Arkansas leads 1-0
Fayetteville: 0-0
Phoenix: 1-0
Neutral: 0-0

| | | | | | |
|-----------|----|----|-------------|----|----------------|
| 12/2/1989 | AR | 85 | Arizona St. | 63 | Phoenix, Ariz. |
|-----------|----|----|-------------|----|----------------|

ARKANSAS STATE-BEEBE 1-0

Games: 1
Series Record: Arkansas leads 1-0
Fayetteville: 0-0
Beebe: 0-0
Neutral: 1-0

| | | | | | |
|------------|----|----|-----------|----|-----------------|
| 11/18/1977 | AR | 62 | ASU-Beebe | 58 | West Fork, Ark. |
|------------|----|----|-----------|----|-----------------|

ARKANSAS COLLEGE 1-0

Games: 1
Series Record: Arkansas leads 1-0
Fayetteville: 0-0
Wynnee: 1-0
Neutral: 0-0

| | | | | | |
|------------|----|----|--------------|----|--------------|
| 12/19/1981 | AR | 57 | Ark. College | 39 | Wynnee, Ark. |
|------------|----|----|--------------|----|--------------|

ARKANSAS-LITTLE ROCK 1-0

Games: 1
Series Record: Arkansas leads 1-0
Fayetteville: 0-0
Little Rock: 1-0
Neutral: 0-0

| | | | | | |
|-----------|----|----|------|----|-------------|
| 12/9/1977 | AR | 74 | UALR | 54 | Little Rock |
|-----------|----|----|------|----|-------------|

ARKANSAS STATE 5-3

Games: 8
Series Record: Arkansas leads 5-3
Fayetteville: 3-0
Jonesboro: 2-3
Neutral: 0-0
Postseason: 0-1 (WNIT)

| | | | | | |
|------------|----|----|------------|----|------------------|
| 12/10/1977 | AR | 59 | Ark. State | 67 | Jonesboro |
| 2/28/1978 | AR | 70 | Ark. State | 67 | Fayetteville |
| 1/25/1979 | AR | 47 | Ark. State | 55 | Jonesboro |
| 2/28/1979 | AR | 52 | Ark. State | 37 | Fayetteville |
| 3/1/1980 | AR | 62 | Ark. State | 55 | Jonesboro |
| 12/13/1980 | AR | 57 | Ark. State | 50 | Fayetteville |
| 1/3/1983 | AR | 80 | Ark. State | 47 | Jonesboro |
| 3/21/2005 | AR | 84 | Ark. State | 98 | Jonesboro (WNIT) |

ARKANSAS TECH 2-6

Games: 8
Series Record: Arkansas trails 2-6
Fayetteville: 2-2
Russelleville: 0-4
Neutral: 0-0

| | | | | | |
|-----------|----|----|--------------|----|---------------|
| 2/7/1977 | AR | 53 | Ark. Tech | 49 | Fayetteville |
| 2/10/1977 | AR | 51 | Ark. Tech | 54 | Russelleville |
| 1/31/1978 | AR | 65 | Ark. Tech | 74 | Russelleville |
| 2/21/1978 | AR | 61 | Ark. Tech | 51 | Fayetteville |
| 1/8/1979 | AR | 55 | Ark. Tech | 58 | Fayetteville |
| 2/25/1980 | AR | 45 | Ark. Tech | 55 | Russelleville |
| 1/26/1981 | AR | 50 | #2 Ark. Tech | 51 | Fayetteville |
| 2/21/1981 | AR | 64 | Ark. Tech | 70 | Russelleville |

AUBURN 12-19

Games: 31
Series Record: Arkansas trails 12-19
Fayetteville: 7-7
Auburn: 4-10
Neutral: 1-2

SEC: 12-17
Collen at Arkansas: 4-7
(2007-08)

| | | | | | |
|------------|----|----|--------|---------|---------------|
| 11/24/1984 | AR | 65 | AU | 70 | Sanford, Fla. |
| 12/14/1989 | AR | 69 | #7 AU | 84 | Fayetteville |
| 1/11/1992 | AR | 67 | #17 AU | 56 | Fayetteville |
| 1/9/1993 | AR | 49 | #21 AU | 68 | Auburn |
| 1/22/1994 | AR | 57 | #23 AU | 66 | Fayetteville |
| 1/22/1995 | AR | 80 | AU | 73 | Auburn |
| 2/20/1996 | AR | 73 | #17 AU | 72 (OT) | Fayetteville |
| 2/9/1997 | AR | 77 | AU | 85 | Auburn |
| 2/8/1998 | AR | 71 | AU | 63 | Fayetteville |
| 2/26/1998 | AR | 59 | AU | 43 | Columbus, Ga. |
| 2/7/1999 | AR | 46 | #19 AU | 66 | Auburn |
| 2/17/2000 | AR | 56 | #13 AU | 73 | Auburn |
| 2/24/2000 | AR | 58 | #13 AU | 71 | Fayetteville |
| 1/28/2001 | AR | 77 | AU | 68 | Fayetteville |
| 2/22/2001 | AR | 60 | AU | 68 | Auburn |
| 2/17/2002 | AR | 88 | AU | 65 | Fayetteville |
| 1/26/2003 | AR | 36 | AU | 64 | Auburn |
| 1/25/2004 | AR | 44 | #22 AU | 71 | Fayetteville |
| 2/3/2005 | AR | 51 | AU | 62 | Auburn |
| 1/12/2006 | AR | 64 | AU | 60 | Fayetteville |
| 1/14/2007 | AR | 65 | AU | 62 | Auburn |
| 2/10/2008 | AR | 68 | AU | 73 | Fayetteville |
| 3/2/2008 | AR | 57 | AU | 74 | Auburn |
| 3/6/2008 | AR | 51 | AU | 73 | Nashville |
| 1/18/2009 | AR | 61 | #6 AU | 70 | Fayetteville |
| 3/1/2009 | AR | 57 | #3 AU | 94 | Auburn |
| 2/11/2010 | AR | 73 | AU | 58 | Auburn |
| 2/13/2011 | AR | 59 | AU | 64 | Fayetteville |
| 1/15/2012 | AR | 59 | AU | 39 | Fayetteville |
| 2/12/2012 | AR | 51 | AU | 48 | Auburn |
| 1/3/2013 | AR | 47 | AU | 50 | Auburn |

AUSTIN PEAY 2-0

Games: 2
Series Record: Arkansas leads 2-0
Fayetteville: 1-0
Clarksville: 1-0
Neutral: 0-0

| | | | | | |
|------------|----|----|-------------|----|--------------|
| 11/18/2006 | AR | 58 | Austin Peay | 46 | Clarksville |
| 11/17/2007 | AR | 61 | Austin Peay | 48 | Fayetteville |

BARTLESVILLE WESLEYAN 2-0

Games: 2
Series Record: Arkansas leads 2-0
Fayetteville: 1-0
Bartlesville: 1-0
Neutral: 0-0

| | | | | | |
|-----------|----|-----|----|----|--------------|
| 12/4/1976 | AR | 68 | BW | 19 | Bartlesville |
| 2/19/1977 | AR | 108 | BW | 29 | Fayetteville |

BAYLOR.....21-6

Games: 27
Series Record: Arkansas leads 21-6
Fayetteville: 10-2
Waco: 7-3
Neutral: 4-1

| | | | | | |
|------------|----|-----|------------|----|-----------------|
| 2/10/1978 | AR | 62 | Baylor | 71 | Houston, Texas |
| 2/10/1981 | AR | 62 | Baylor | 73 | Fayetteville |
| 1/28/1982 | AR | 71 | Baylor | 66 | College Station |
| 2/14/1983 | AR | 65 | Baylor | 72 | Waco |
| 3/12/1983 | AR | 65 | Baylor | 62 | Austin, Texas |
| 1/23/1984 | AR | 59 | Baylor | 61 | Fayetteville |
| 2/4/1984 | AR | 71 | Baylor | 57 | Waco |
| 1/30/1985 | AR | 80 | Baylor | 76 | Fayetteville |
| 3/2/1985 | AR | 88 | Baylor | 67 | Fayetteville |
| 3/4/1985 | AR | 78 | Baylor | 69 | Fayetteville |
| 1/25/1986 | AR | 86 | Baylor | 55 | Fayetteville |
| 2/26/1986 | AR | 86 | Baylor | 63 | Waco |
| 1/22/1987 | AR | 65 | Baylor | 71 | Waco |
| 2/21/1987 | AR | 77 | Baylor | 51 | Fayetteville |
| 1/19/1988 | AR | 80 | Baylor | 68 | Waco |
| 2/20/1988 | AR | 71 | Baylor | 56 | Fayetteville |
| 1/21/1989 | AR | 95 | Baylor | 87 | Waco |
| 2/21/1989 | AR | 98 | Baylor | 50 | Fayetteville |
| 1/9/1990 | AR | 81 | Baylor | 43 | Fayetteville |
| 2/10/1990 | AR | 98 | Baylor | 61 | Waco |
| 1/26/1991 | AR | 77 | Baylor | 78 | Waco |
| 2/27/1991 | AR | 90 | Baylor | 74 | Fayetteville |
| 3/6/1991 | AR | 108 | Baylor | 63 | Dallas, Texas |
| 12/30/1995 | AR | 67 | Baylor | 47 | Waco |
| 1/12/1998 | AR | 75 | Baylor | 64 | Fayetteville |
| 12/3/1999 | AR | 80 | Baylor | 69 | Waco |
| 3/17/2001 | AR | 68 | #24 Baylor | 59 | Durham, N.C. |

BOISE STATE2-0

Games: 2
Series Record: Arkansas leads 2-0
Fayetteville: 0-0
Boise: 0-0
Neutral: 2-0

| | | | | | |
|-----------|----|----|-------------|----|------------------|
| 12/3/1993 | AR | 92 | Boise State | 75 | Honolulu, Hawaii |
| 12/7/1996 | AR | 73 | Boise State | 44 | Kona, Hawaii |

BOSTON COLLEGE.....3-0

Games: 3
Series Record: Arkansas leads 3-0
Fayetteville: 2-0
Boston: 1-0
Neutral: 0-0

| | | | | | |
|------------|----|-----|------------------|----|--------------|
| 11/23/1990 | AR | 105 | #24 Boston Coll. | 74 | Fayetteville |
| 11/30/1999 | AR | 79 | Boston Coll. | 68 | Boston |
| 11/20/2001 | AR | 76 | Boston Coll. | 60 | Fayetteville |

BRIGHAM YOUNG2-0

Games: 2
Series Record: Arkansas leads 2-0
Fayetteville: 1-0
Provo: 1-0
Neutral: 0-0

| | | | | | |
|-----------|----|----|-----|----|--------------|
| 12/4/2000 | AR | 93 | BYU | 73 | Fayetteville |
| 1/2/2002 | AR | 85 | BYU | 57 | Provo |

BROWN1-0

Games: 1
Series Record: Arkansas leads 1-0
Fayetteville: 0-0
Providence: 0-0
Neutral: 1-0

| | | | | | |
|----------|----|----|-------|----|-------------|
| 1/2/1995 | AR | 76 | Brown | 58 | Miami, Fla. |
|----------|----|----|-------|----|-------------|

BUTLER.....2-0

Games: 2
Series Record: Arkansas leads 2-0
Fayetteville: 1-0
Indianapolis: 1-0
Neutral: 0-0

| | | | | | |
|-----------|----|----|--------|----|--------------|
| 12/5/1992 | AR | 80 | Butler | 66 | Fayetteville |
| 1/10/1994 | AR | 69 | Butler | 66 | Indianapolis |

CAL POLY-POMONA1-0

Games: 1
Series Record: Arkansas leads 1-0
Fayetteville: 0-0
Pomona: 0-0
Neutral: 1-0

| | | | | | |
|----------|----|----|-----------|----|-----------------|
| 1/5/1984 | AR | 58 | CP-Pomona | 48 | Las Vegas, Nev. |
|----------|----|----|-----------|----|-----------------|

CALIFORNIA2-1

Games: 3
Series Record: Arkansas leads 2-1
Fayetteville: 0-0
Berkeley: 1-1
Neutral: 1-0

| | | | | | |
|-----------|----|-----|------------|----|------------------|
| 3/21/1982 | AR | 62 | California | 66 | Berkeley (AIAW) |
| 12/5/1982 | AR | 84 | California | 66 | Berkeley, Calif. |
| 3/21/1987 | AR | 112 | California | 80 | Amarillo (NWT) |

CARL ALBERT CC.....1-0

Games: 1
Series Record: Arkansas leads 1-0
Fayetteville: 1-0
Poteau: 0-0
Neutral: 0-0

| | | | | | |
|----------|----|----|-------------|----|--------------|
| 2/2/1977 | AR | 50 | Carl Albert | 41 | Fayetteville |
|----------|----|----|-------------|----|--------------|

CENTENARY3-0

Games: 3
Series Record: Arkansas leads 3-0
Fayetteville: 2-0
Shreveport: 0-0
Neutral: 1-0

| | | | | | |
|------------|----|----|-----------|----|--------------|
| 12/3/1981 | AR | 78 | Centenary | 55 | Camden, Ark. |
| 12/12/1981 | AR | 67 | Centenary | 47 | Fayetteville |
| 11/21/2004 | AR | 86 | Centenary | 52 | Fayetteville |

CENTRAL ARKANSAS1-0

Games: 1
Series Record: Arkansas leads 1-0
Fayetteville: 0-0
Conway: 1-0
Neutral: 0-0

| | | | | | |
|-----------|----|----|------------|----|--------|
| 2/24/1978 | AR | 65 | Cent. Ark. | 59 | Conway |
|-----------|----|----|------------|----|--------|

CENTRAL FLORIDA.....1-0

Games: 1
Series Record: Arkansas leads 1-0
Fayetteville: 0-0
Orlando: 0-0
Neutral: 1-0

| | | | | | |
|------------|----|-----|--------------|----|---------------|
| 12/13/1985 | AR | 101 | Central Fla. | 74 | Oxford, Miss. |
|------------|----|-----|--------------|----|---------------|

CINCINNATI3-0

Games: 3
Series Record: Arkansas leads 3-0
Fayetteville: 1-0
Cincinnati: 2-0
Neutral: 0-0
Postseason: 1-0 (NCAA)

| | | | | | |
|------------|--------|----|------------|----|-------------------|
| 3/23/2003 | #24 AR | 71 | Cincinnati | 57 | Cincinnati (NCAA) |
| 1/2/2005 | AR | 66 | Cincinnati | 54 | Cincinnati |
| 12/28/2006 | #23 AR | 94 | Cincinnati | 82 | Fayetteville |

CLEMSON.....3-0

Games: 3
Series Record: Arkansas leads 3-0
Fayetteville: 1-0
Clemson: 1-0
Neutral: 1-0
Postseason: 1-0 (NCAA)

| | | | | | |
|------------|----|----|---------|----|------------------------|
| 3/15/2002 | AR | 78 | Clemson | 68 | Manhattan, Kan. (NCAA) |
| 11/10/2006 | AR | 75 | Clemson | 69 | Clemson |
| 12/2/2007 | AR | 79 | Clemson | 63 | Fayetteville |

COLORADO.....1-2

Games: 3
Series Record: Arkansas trails 1-2
Fayetteville: 1-1
Boulder: 0-1
Neutral: 0-0

| | | | | | |
|------------|-------|----|--------------|----|--------------|
| 1/9/1992 | AR | 56 | Colorado | 51 | Fayetteville |
| 12/8/1992 | AR | 67 | #19 Colorado | 94 | Boulder |
| 11/21/1995 | #9 AR | 71 | #11 Colorado | 73 | Fayetteville |

CONNECTICUT0-1

Games: 1
Series Record: Arkansas trails 0-1
Fayetteville: 0-1
Storres: 0-0
Neutral: 0-0

| | | | | | |
|------------|--------|----|----------------|-----|--------------|
| 11/14/1998 | #18 AR | 64 | #3 Connecticut | 100 | Fayetteville |
|------------|--------|----|----------------|-----|--------------|

COPPIN STATE.....3-0

Games: 3
Series Record: Arkansas leads 3-0
Fayetteville: 2-0
Baltimore: 0-0
Neutral: 1-0

| | | | | | |
|------------|----|----|--------------|----|--------------|
| 12/29/2005 | AR | 49 | Coppin State | 33 | Miami, Fla. |
| 12/8/2009 | AR | 72 | Coppin State | 51 | Fayetteville |
| 12/28/2012 | AR | 71 | Coppin State | 57 | Fayetteville |

COTTEY COLLEGE2-0

Games: 2
Series Record: Arkansas leads 2-0
Fayetteville: 1-0
Nevada: 1-0
Neutral: 1-0

| | | | | | |
|-----------|----|----|--------------|----|--------------|
| 1/28/1977 | AR | 73 | Cottey Coll. | 44 | Nevada, Mo. |
| 2/2/1978 | AR | 97 | Cottey Coll. | 29 | Fayetteville |

CREIGHTON.....1-0

Games: 1
Series Record: Arkansas leads 1-0
Fayetteville: 1-0
Omaha: 0-0
Neutral: 0-0

| | | | | | |
|-----------|----|----|-----------|----|--------------|
| 2/25/1985 | AR | 84 | Creighton | 56 | Fayetteville |
|-----------|----|----|-----------|----|--------------|

CROWDER COLLEGE1-0

Games: 1
Series Record: Arkansas leads 1-0
Fayetteville: 0-0
Crowder: 1-0
Neutral: 0-0

| | | | | | |
|------------|----|----|--------------|----|----------------|
| 11/28/1979 | AR | 63 | Crowder Col. | 51 | Crowder, Okla. |
|------------|----|----|--------------|----|----------------|

CS-LONG BEACH0-1

Games: 1
Series Record: Arkansas trails 0-1
Fayetteville: 0-0
Long Beach: 0-1
Neutral: 0-0

| | | | | | |
|------------|----|----|---------|----|------------|
| 12/12/1986 | AR | 58 | #7 CSLB | 76 | Long Beach |
|------------|----|----|---------|----|------------|

DARTMOUTH1-0

Games: 1
Series Record: Arkansas leads 1-0
Fayetteville: 1-0
Hanover: 0-0
Neutral: 0-0

| | | | | | |
|------------|----|----|-----------|----|--------------|
| 12/18/2008 | AR | 66 | Dartmouth | 57 | Fayetteville |
|------------|----|----|-----------|----|--------------|

DAVIDSON.....1-0

Games: 1
Series Record: Arkansas leads 1-0
Fayetteville: 0-0
Davidson: 0-0
Neutral: 0-0

| | | | | | |
|----------|----|----|----------|----|--------------|
| 11/14/10 | AR | 68 | Davidson | 55 | Fayetteville |
|----------|----|----|----------|----|--------------|

DAYTON.....5-0

Games: 5
Series Record: Arkansas leads 5-0
Fayetteville: 2-0
Dayton: 2-0
Neutral: 1-0
Postseason: 1-0 (NCAA)

| | | | | | |
|------------|----|----|--------|----|------------------------|
| 1/12/1994 | AR | 76 | Dayton | 59 | Dayton |
| 1/2/1996 | AR | 70 | Dayton | 53 | Fayetteville |
| 12/7/2000 | AR | 80 | Dayton | 77 | Dayton |
| 12/21/2001 | AR | 73 | Dayton | 55 | Fayetteville |
| 3/17/2012 | AR | 72 | Dayton | 55 | College Station (NCAA) |

DELAWARE.....1-0

Games: 1
Series Record: Arkansas leads 1-0
Fayetteville: 0-0
Hanover: 1-0
Neutral: 0-0

| | | | | | |
|------------|----|----|----------|----|-------------|
| 12/29/2007 | AR | 62 | Delaware | 49 | Hanover, NH |
|------------|----|----|----------|----|-------------|

DELTA STATE.....1-2

Games: 3
Series Record: Arkansas trails 1-2
Fayetteville: 1-1
Cleveland: 0-1
Neutral: 0-0

| | | | | | |
|-----------|----|----|-------------|----|------------------|
| 2/23/1981 | AR | 53 | Delta State | 84 | Fayetteville |
| 2/23/1982 | AR | 64 | Delta State | 75 | Cleveland, Miss. |
| 2/7/1983 | AR | 84 | Delta State | 77 | Fayetteville |

DENVER.....1-0

Games: 1
Series Record: Arkansas leads 1-0
Fayetteville: 0-0
Denver: 0-0
Neutral: 1-0

| | | | | | |
|------------|----|----|--------|----|---------------|
| 11/24/2006 | AR | 84 | Denver | 58 | Honolulu, Hi. |
|------------|----|----|--------|----|---------------|

DEPAUL.....1-2

Games: 3
Series Record: Arkansas trails 1-2
Fayetteville: 1-0
Chicago: 0-1
Neutral: 0-1

| | | | | | |
|------------|----|----|--------|----|-------------------|
| 12/18/1992 | AR | 47 | DePaul | 71 | Chicago, Ill. |
| 12/8/1993 | AR | 80 | DePaul | 68 | Fayetteville |
| 12/19/2009 | AR | 45 | DePaul | 46 | Hot Springs, Ark. |

DETROIT.....1-0

Games: 1
Series Record: Arkansas leads 1-0
Fayetteville: 0-0
Detroit: 0-0
Neutral: 1-0

| | | | | | |
|-----------|----|-----|---------|----|--------------|
| 12/1/1989 | AR | 112 | Detroit | 68 | Tempe, Ariz. |
|-----------|----|-----|---------|----|--------------|

DRAKE.....2-1

Games: 3
Series Record: Arkansas leads 2-1
Fayetteville: 2-0
Des Moines: 0-1
Neutral: 0-0
Postseason: 2-0 (WNIT)

| | | | | | |
|------------|----|----|-------|----|---------------------|
| 12/19/1980 | AR | 60 | Drake | 87 | Des Moines, Iowa |
| 11/17/1995 | AR | 81 | Drake | 76 | Fayetteville (WNIT) |
| 3/20/1999 | AR | 80 | Drake | 56 | Fayetteville (WNIT) |

DUKE.....1-2

Games: 3
Series Record: Arkansas trails: 1-2
Fayetteville: 0-0
Durham: 0-1
Neutral: 1-1
Postseason: 1-1 (NCAA)

| | | | | | |
|------------|----|----|-----------|----|----------------|
| 3/23/1998 | AR | 77 | Duke | 72 | Oakland (NCAA) |
| 3/19/2001 | AR | 54 | Duke | 75 | Durham (NCAA) |
| 11/30/2002 | AR | 72 | Duke (OT) | 74 | Virgin Isl. |

EAST TENNESSEE STATE.....1-0

Games: 1
Series Record: Arkansas leads 1-0
Fayetteville: 1-0
Johnson City: 0-0
Neutral: 0-0

| | | | | | |
|------------|----|----|------|----|--------------|
| 11/22/2009 | AR | 95 | ETSU | 78 | Fayetteville |
|------------|----|----|------|----|--------------|

EASTERN OKLAHOMA.....0-2

Games: 2
Series Record: Arkansas trails 0-2
Fayetteville: 0-1
Wilburton: 0-0
Neutral: 0-1

| | | | | | |
|------------|----|----|---------------|----|-----------------|
| 11/19/1977 | AR | 90 | Eastern Okla. | 98 | West Fork, Ark. |
| 1/18/1980 | AR | 39 | Eastern Okla. | 53 | Fayetteville |

EVANGEL COLLEGE.....1-0

Games: 1
Series Record: Arkansas leads 1-0
Fayetteville: 1-0
Springfield: 0-0
Neutral: 0-0

| | | | | | |
|----------|----|----|---------------|---|--------------|
| 1/9/1982 | AR | 88 | Evangel Coll. | 4 | Fayetteville |
|----------|----|----|---------------|---|--------------|

FLORIDA INTERNATIONAL.....1-0

Games: 1
Series Record: Arkansas leads 1-0
Fayetteville: 0-0
Miami: 1-0
Neutral: 0-0

| | | | | | |
|------------|----|----|-----|----|-------------|
| 12/30/2005 | AR | 58 | FIU | 54 | Miami, Fla. |
|------------|----|----|-----|----|-------------|

FLORIDA.....8-22

Games: 30
Series Record: Arkansas trails 8-22
Fayetteville: 4-9
Gainesville: 3-9
Neutral: 1-4
Postseason: 0-1 (WNIT)

SEC: 8-22
Collen at Arkansas: 2-8
(2007-08)

| | | | | | |
|-----------|--------|----|-------------|----------|---------------------------|
| 1/18/1992 | AR | 46 | Florida | 58 | Gainesville |
| 1/16/1993 | AR | 60 | Florida | 68 | Fayetteville |
| 1/30/1994 | AR | 69 | Florida | 74 | Gainesville |
| 1/28/1995 | AR | 72 | #13 Florida | 66 | Fayetteville |
| 2/4/1996 | AR | 57 | #21 Florida | 73 | Gainesville |
| 2/2/1997 | #18 AR | 66 | #13 Florida | 79 (OT) | Fayetteville |
| 2/5/1998 | AR | 69 | #16 Florida | 80 | Gainesville |
| 2/27/1998 | AR | 49 | #10 Florida | 63 | Columbus, (SEC) |
| 2/4/1999 | AR | 77 | Florida | 87 | Fayetteville |
| 2/10/2000 | AR | 73 | Florida | 87 | Gainesville |
| 3/2/2000 | AR | 86 | Florida | 96 | Chatt (SEC) |
| 3/25/2000 | AR | 62 | Florida | 83 | Fayetteville (WNIT Semis) |
| 2/8/2001 | AR | 64 | #6 Florida | 75 | Fayetteville |
| 3/2/2001 | AR | 78 | #10 Florida | 69 | Memphis (SEC) |
| 2/21/2002 | AR | 58 | #16 Florida | 64 | Gainesville |
| 1/16/2003 | #10 AR | 84 | Florida | 45 | Fayetteville |
| 2/22/2004 | AR | 82 | Florida | 68 | Gainesville |
| 1/6/2005 | AR | 56 | Florida | 68 | Fayetteville |
| 1/26/2006 | AR | 69 | #24 Florida | 63 | Fayetteville |
| 1/21/2007 | AR | 67 | Florida | 57 | Gainesville |
| 1/20/2008 | AR | 74 | Florida | 92 | Fayetteville |
| 2/17/2008 | AR | 73 | Florida | 75 | Gainesville |
| 2/1/2009 | AR | 78 | #12 Florida | 94 | Fayetteville |
| 2/19/2009 | AR | 83 | #15 Florida | 74 | Gainesville |
| 1/3/2010 | AR | 53 | Florida | 59 | Fayetteville |
| 1/2/2011 | #22 AR | 53 | Florida | 64 | Gainesville |
| 3/3/2011 | AR | 59 | Florida | 68 | Nashville (SEC) |
| 1/29/2012 | AR | 73 | Florida | 72 (2ot) | Fayetteville |
| 3/7/2013 | AR | 58 | Florida | 69 | Gainesville |
| 3/7/2013 | AR | 59 | Florida | 64 | Duluth (SEC) |

FLORIDA A&M.....2-0

Games: 2
Series Record: Arkansas leads 2-0
Fayetteville: 2-0
Tallahassee: 0-0
Neutral: 0-0

| | | | | | |
|------------|----|----|------------|----|--------------|
| 11/24/1995 | AR | 80 | Florida AM | 73 | Fayetteville |
| 11/12/2010 | AR | 71 | Florida AM | 62 | Fayetteville |

FLORIDA STATE.....1-0

Games: 1
Series Record: Arkansas leads 1-0
Fayetteville: 0-0
Tallahassee: 0-0
Neutral: 1-0

| | | | | | |
|-----------|----|----|---------|----|---------------|
| 2/13/2011 | AR | 55 | #13 FSU | 52 | Daytona Beach |
|-----------|----|----|---------|----|---------------|

FURMAN.....2-0

Games: 2
Series Record: Arkansas leads 2-0
Fayetteville: 1-0
Furman: 1-0
Neutral: 1-0

| | | | | | |
|------------|---------|----|--------|----|--------------|
| 12/28/2010 | AR (22) | 88 | Furman | 44 | Fayetteville |
| 12/16/2012 | AR | 73 | Furman | 38 | Furman |

GEORGE WASHINGTON.....0-2

Games: 2
Series Record: Arkansas trails 0-2
Fayetteville: 0-1
Washington DC: 0-1
Neutral: 0-0

| | | | | | |
|-----------|----|----|----|----|------------------|
| 12/5/1998 | AR | 56 | GW | 74 | Washington, D.C. |
| 1/3/2000 | AR | 71 | GW | 83 | Fayetteville |

GEORGIA SOUTHERN2-0

Games: 2
Series Record: Arkansas leads 2-0
Fayetteville: 1-0
Statesboro: 0-0
Neutral: 1-0

| | | | | | |
|------------|----|-----|--------------|----|--------------|
| 11/28/1997 | AR | 104 | Ga. Southern | 71 | Fayetteville |
| 11/23/2007 | AR | 77 | Ga. Southern | 51 | San Antonio |

GEORGIA STATE1-0

Games: 1
Series Record: Arkansas leads 1-0
Fayetteville: 0-0
Atlanta: 0-0
Neutral: 1-0

| | | | | | |
|-----------|----|----|-----------|----|----------------|
| 1/14/1983 | AR | 70 | Ga. State | 62 | Lexington, Ky. |
|-----------|----|----|-----------|----|----------------|

GEORGIA TECH2-0

Games: 2
Series Record: Arkansas leads 2-0
Fayetteville: 0-0
Atlanta: 0-0
Neutral: 1-0
Postseason: 1-0 (WNIT)

| | | | | | |
|-----------|----|----|--------------|----|----------------|
| 3/21/2000 | AR | 78 | Georgia Tech | 67 | F'ville (WNIT) |
| 2/13/2005 | AR | 71 | Georgia Tech | 59 | Duluth, Ga. |

GEORGIA4-28

Games: 32
Series Record: Arkansas trails 4-28
Fayetteville: 2-14
Athens: 2-13
Neutral: 0-1

SFC: 3-26
Collen at Arkansas: 1-8
(2007-08)

| | | | | | |
|------------|--------|----|-----------|---------|--------------|
| 12/10/1980 | AR | 49 | GA | 61 | Fayetteville |
| 3/18/1990 | #22 AR | 81 | #7 GA | 70 | Athens |
| 12/19/1991 | #20 AR | 62 | GA | 79 | Fayetteville |
| 1/13/1993 | AR | 71 | GA | 91 | Athens |
| 3/5/1993 | #25 AR | 73 | GA | 84 | Fayetteville |
| 1/8/1994 | AR | 64 | GA | 73 | Fayetteville |
| 3/4/1994 | AR | 62 | GA | 84 | Fayetteville |
| 1/8 1995 | #24 AR | 67 | #11 GA | 72 | Athens |
| 2/24/1996 | AR | 54 | #2 GA | 87 | Fayetteville |
| 2/23/1997 | #20 AR | 63 | #5 GA | 79 | Athens |
| 1/21/1998 | AR | 51 | #18 GA | 81 | Athens |
| 2/20/1998 | AR | 81 | GA | 86 (OT) | Fayetteville |
| 1/21/1999 | AR | 59 | #5 GA | 68 | Fayetteville |
| 2/21/1999 | AR | 82 | #14 GA | 98 | Athens |
| 2/20/2000 | AR | 69 | GA | 72 | Fayetteville |
| 2/18/2001 | AR | 60 | #5 GA | 81 | Athens |
| 3/3/2001 | AR | 44 | #6 GA | 63 | Memphis |
| 2/24/2002 | AR | 66 | #23 GA | 45 | Fayetteville |
| 2/23/2003 | #15 AR | 60 | #13 GA | 69 | Athens |
| 2/8/2004 | AR | 71 | #16 GA | 63 | Fayetteville |
| 12/30/2004 | AR | 57 | #16 GA | 78 | Athens |
| 2/23/2006 | AR | 80 | #13 GA | 86 | Fayetteville |
| 2/25/2007 | AR | 51 | #11 GA | 69 | Athens |
| 2/7/2008 | AR | 58 | #24 GA | 72 | Fayetteville |
| 2/8/2009 | AR | 77 | GA | 64 | Athens |
| 1/17/2010 | AR | 63 | #6 GA | 73 | Fayetteville |
| 2/28/2010 | AR | 48 | #24 GA | 79 | Athens |
| 1/13/2011 | #20 AR | 56 | GA | 59 | Fayetteville |
| 2/3/2011 | AR | 54 | #24 GA | 57 (OT) | Athens |
| 1/1/2012 | AR | 57 | #17/15 GA | 67 | Athens |
| 1/17/2013 | AR | 53 | #13/12 GA | 57 | Fayetteville |
| 2/21/2013 | AR | 34 | #13/12 GA | 66 | Athens |

GRAMBLING STATE6-0

Games: 6
Series Record: Arkansas leads 6-0
Fayetteville: 3-0
Grambling: 1-0
Neutral: 2-0

| | | | | | |
|------------|----|----|---------------|----|-------------------|
| 12/17/1981 | AR | 83 | Grambling St. | 60 | Fayetteville |
| 1/7/1983 | AR | 57 | Grambling St. | 52 | Grambling |
| 12/16/1984 | AR | 96 | Grambling St. | 57 | Little Rock, Ark. |
| 12/6/1991 | AR | 90 | Grambling St. | 66 | Houston, Texas |
| 1/12/2005 | AR | 88 | Grambling St. | 69 | Fayetteville |
| 1/12/2011 | AR | 69 | Grambling St. | 49 | Fayetteville |

HAMPTON1-0

Games: 1
Series Record: Arkansas leads 1-0
Fayetteville: 0-0
Hampton: 0-0
Neutral: 1-0

| | | | | | |
|------------|----|----|---------|----|----------------|
| 11/29/2002 | AR | 78 | Hampton | 41 | US Virgin Isl. |
|------------|----|----|---------|----|----------------|

HARVARD2-0

Games: 2
Series Record: Arkansas leads 2-0
Fayetteville: 0-0
Cambridge: 0-0
Neutral: 2-0
Postseason: 1-0 (NCAA)

| | | | | | |
|------------|----|----|---------|----|------------------|
| 3/16/1998 | AR | 82 | Harvard | 64 | Palo Alto (NCAA) |
| 12/21/2000 | AR | 87 | Harvard | 48 | NLR, Ark. |

HAWAI'I4-2

Games: 6
Series Record: Arkansas leads 4-2
Fayetteville: 0-0
Honolulu: 3-2
Neutral: 1-0
Postseason: 1-0 (NCAA)

| | | | | | |
|------------|----|----|---------|----|------------------|
| 12/4/1987 | AR | 66 | Hawai'i | 85 | Honolulu |
| 12/5/1993 | AR | 58 | Hawai'i | 88 | Honolulu |
| 3/14/1998 | AR | 76 | Hawai'i | 70 | Palo Alto (NCAA) |
| 11/26/2000 | AR | 76 | Hawai'i | 73 | Honolulu |
| 11/25/2006 | AR | 70 | Hawai'i | 56 | Honolulu |
| 11/24/2012 | AR | 83 | Hawai'i | 68 | Honolulu |

HIGH POINT2-0

Games: 2
Series Record: Arkansas leads 2-0
Fayetteville: 2-0
High Point: 0-0
Neutral: 0-0

| | | | | | |
|------------|----|----|------------|----|--------------|
| 11/19/2008 | AR | 63 | High Point | 46 | Fayetteville |
| 11/26/2010 | AR | 82 | High Point | 63 | Fayetteville |

HOUSTON14-8

Games: 22
Series Record Arkansas leads 14-8
Fayetteville: 6-2
Houston: 7-6
Neutral: 1-0

| | | | | | |
|-----------|----|----|--------------|----|---------------|
| 2/9/1979 | AR | 40 | Houston | 69 | Houston |
| 2/13/1982 | AR | 72 | Houston | 62 | Houston |
| 1/29/1983 | AR | 62 | Houston | 58 | Houston |
| 1/26/1984 | AR | 68 | Houston | 58 | Fayetteville |
| 2/25/1984 | AR | 54 | Houston | 66 | Houston |
| 1/19/1985 | AR | 62 | Houston | 79 | Houston |
| 2/19/1985 | AR | 71 | Houston | 73 | Fayetteville |
| 1/14/1986 | AR | 66 | Houston | 60 | Fayetteville |
| 2/15/1986 | AR | 77 | Houston | 67 | Houston |
| 1/14/1987 | AR | 76 | Houston (OT) | 78 | Houston |
| 2/10/1987 | AR | 78 | Houston | 60 | Fayetteville |
| 3/5/1987 | AR | 96 | Houston | 82 | Dallas, Texas |
| 1/30/1988 | AR | 58 | Houston | 70 | Fayetteville |
| 3/2/1988 | AR | 89 | Houston | 97 | Houston |
| 1/31/1989 | AR | 84 | Houston | 82 | Houston |
| 3/4/1989 | AR | 90 | Houston | 88 | Fayetteville |
| 1/3/1990 | AR | 75 | Houston | 64 | Houston |
| 2/3/1990 | AR | 88 | Houston | 70 | Fayetteville |
| 1/5/1991 | AR | 88 | Houston | 61 | Fayetteville |
| 2/6/1991 | AR | 78 | Houston | 76 | Houston |
| 3/7/1991 | AR | 83 | Houston (OT) | 77 | Houston |
| 12/7/1991 | AR | 61 | Houston | 78 | Houston |

HOWARD1-0

Games: 1
Series Record: Arkansas leads 1-0
Fayetteville: 1-0
Washington DC: 0-0
Neutral: 0-0

| | | | | | |
|-----------|----|----|--------|----|--------------|
| 2/15/2001 | AR | 98 | Howard | 69 | Fayetteville |
|-----------|----|----|--------|----|--------------|

IDAHO STATE1-0

Games: 1
Series Record: Arkansas leads 1-0
Fayetteville: 0-0
Pocatello: 0-0
Neutral: 1-0

| | | | | | |
|------------|----|----|-------------|----|----------------|
| 11/26/2004 | AR | 69 | Idaho State | 59 | Corpus Christi |
|------------|----|----|-------------|----|----------------|

ILLINOIS0-2

Games: 2
Series Record: Arkansas trails 0-2
Fayetteville: 0-0
Champaign: 0-2
Neutral: 0-0

| | | | | | |
|----------|----|----|----------|-----|-----------|
| 1/9/1996 | AR | 64 | Illinois | 88 | Champaign |
| 1/8/1997 | AR | 81 | Illinois | 100 | Champaign |

ILLINOIS STATE0-1

Games: 1
Series Record: Arkansas trails 1-0
Fayetteville: 0-0
Bloomington: 0-1
Neutral: 0-0
Postseason: 0-1

| | | | | | |
|-----------|----|----|-----------|----|--------------------|
| 3/27/2011 | AR | 49 | Ill State | 60 | Bloomington (WNIT) |
|-----------|----|----|-----------|----|--------------------|

INDIANA3-1

Games: 4
Series Record: Arkansas leads 3-1
Fayetteville: 1-1
Bloomington: 1-0
Neutral: 1-0

| | | | | | |
|------------|----|----|---------|----|-----------------|
| 2/26/1982 | AR | 60 | Indiana | 63 | Fayetteville |
| 11/27/1982 | AR | 62 | Indiana | 61 | Manhattan, Kan. |
| 12/20/2003 | AR | 78 | Indiana | 70 | Bloomington |
| 12/1/2004 | AR | 53 | Indiana | 50 | Fayetteville |

IONA1-0

Games: 1
Series Record: Arkansas leads 1-0
Fayetteville: 0-0
New Rochelle: 0-0
Neutral: 1-0

| | | | | | |
|------------|----|----|------|----|--------------|
| 11/26/2009 | AR | 66 | Iona | 60 | Cancun, Mex. |
|------------|----|----|------|----|--------------|

IOWA2-0

Games: 2
Series Record: Arkansas leads 2-0
Fayetteville: 1-0
Iowa City: 0-0
Neutral: 1-0

| | | | | | |
|------------|----|----|------|----|--------------|
| 11/23/1997 | AR | 83 | Iowa | 57 | Boston |
| 1/30/2000 | AR | 72 | Iowa | 65 | Fayetteville |

IOWA STATE1-1

Games: 2
Series Record: Series tied at 1-1
Fayetteville: 1-0
Ames: 0-1
Neutral: 0-0

| | | | | | |
|------------|----|----|------------|----|--------------|
| 11/19/1979 | AR | 56 | Iowa State | 39 | Fayetteville |
| 12/20/1980 | AR | 60 | Iowa State | 71 | Ames |

JACKSON STATE3-0

Games: 3
Series Record: Arkansas leads 3-0
Fayetteville: 3-0
Jackson: 0-0
Neutral: 0-0

| | | | | | |
|------------|----|----|-------------|----|--------------|
| 2/25/1993 | AR | 82 | Jackson St. | 39 | Fayetteville |
| 11/14/2007 | AR | 72 | Jackson St. | 49 | Fayetteville |
| 11/9/2012 | AR | 97 | Jackson St. | 58 | Fayetteville |

JOHN BROWN6-0

Games: 6
Series Record: Arkansas leads 6-0
Fayetteville: 3-0
Siloam Springs: 3-0
Neutral: 0-0

| | | | | | |
|------------|----|----|------------|----|----------------|
| 12/11/1976 | AR | 92 | John Brown | 87 | Siloam Springs |
| 12/11/1976 | AR | 76 | John Brown | 57 | Fayetteville |
| 12/11/1977 | AR | 75 | John Brown | 46 | Siloam Springs |
| 1/21/1978 | AR | 70 | John Brown | 57 | Fayetteville |
| 11/28/1978 | AR | 55 | John Brown | 47 | Siloam Springs |
| 12/16/1978 | AR | 73 | John Brown | 48 | Fayetteville |

KANSAS3-3

Games: 6
Series Record: Series tied 3-3
Fayetteville: 1-1
Lawrence: 0-1
Neutral: 2-1
Postseason: 1-1 (NCAA)

| | | | | | |
|------------|----|----|------------|----|------------------|
| 11/25/1983 | AR | 72 | Kansas | 53 | Minneapolis |
| 11/28/1987 | AR | 68 | Kansas | 75 | Lawrence |
| 12/9/1989 | AR | 51 | Kansas | 56 | Fayetteville |
| 3/21/1998 | AR | 79 | Kansas | 63 | Oakland (NCAA) |
| 3/26/2009 | AR | 59 | Kansas | 75 | Manhattan (NCAA) |
| 12/6/2012 | AR | 64 | #17 Kansas | 56 | Fayetteville |

KANSAS STATE2-3

Games: 5
Series Record: Arkansas trails 2-3
Fayetteville: 2-0
Manhattan: 0-3
Neutral: 0-0
Postseason: 0-1 (NCAA); 0-1 (WNIT)

| | | | | | |
|------------|----|----|--------------|----|------------------|
| 1/2/1982 | AR | 68 | Kansas State | 53 | Fayetteville |
| 11/26/1982 | AR | 79 | Kansas State | 86 | Manhattan |
| 3/17/2002 | AR | 68 | Kansas State | 82 | Manhattan (NCAA) |
| 12/6/2008 | AR | 56 | Kansas State | 65 | Manhattan (WNIT) |
| 12/2/2009 | AR | 60 | Kansas State | 58 | Fayetteville |

KENT STATE1-1

Games: 2
Series Record: Series tied 1-1
Fayetteville: 1-0
Kent: 0-1
Neutral: 0-0

| | | | | | |
|------------|----|----|------------|----|--------------|
| 12/21/1991 | AR | 89 | Kent State | 72 | Fayetteville |
| 11/30/1993 | AR | 81 | Kent State | 86 | Kent, Ohio |

KENTUCKY13-17

Games: 30
Series Record: Arkansas trails 13-17
Fayetteville: 9-4
Lexington: 3-11
Neutral: 1-2

SEC: 13-16
Collen at Arkansas: 0-8
(2007-08)

| | | | | | |
|-----------|--------|----|----------|---------|--------------|
| 1/15/1983 | AR | 43 | KY | 77 | Lexington |
| 1/24/1992 | AR | 74 | KY | 75 (OT) | Lexington |
| 3/6/1992 | AR | 63 | KY | 79 | Albany, Ga. |
| 1/23/1993 | AR | 45 | KY | 43 | Fayetteville |
| 2/5/1994 | AR | 60 | KY | 81 | Lexington |
| 2/4/1995 | AR | 62 | KY | 56 | Fayetteville |
| 1/28/1996 | AR | 65 | KY | 69 | Lexington |
| 1/25/1997 | AR | 88 | KY | 55 | Fayetteville |
| 2/28/1997 | AR | 71 | KY | 60 | Chattanooga |
| 1/31/1998 | AR | 79 | KY | 63 | Lexington |
| 1/31/1999 | AR | 74 | KY | 69 (OT) | Fayetteville |
| 1/16/2000 | AR | 60 | KY | 68 | Lexington |
| 2/6/2000 | AR | 83 | KY | 70 | Fayetteville |
| 1/14/2001 | AR | 69 | KY | 50 | Fayetteville |
| 2/4/2001 | AR | 84 | KY | 78 | Lexington |
| 1/17/2002 | AR | 76 | KY | 64 | Fayetteville |
| 2/13/2003 | AR | 70 | KY | 60 | Lexington |
| 2/19/2004 | AR | 69 | KY | 58 | Fayetteville |
| 2/27/2005 | AR | 67 | KY | 73 | Lexington |
| 2/12/2006 | AR | 50 | KY | 79 | Fayetteville |
| 2/18/2007 | AR | 60 | KY | 87 | Lexington |
| 3/1/2007 | AR | 57 | KY | 72 | Duluth, Ga. |
| 2/24/2008 | AR | 56 | KY | 59 | Fayetteville |
| 1/11/2009 | AR | 63 | KY | 72 | Lexington |
| 1/21/2010 | AR | 52 | #25 KY | 69 | Lexington |
| 2/7/2010 | AR | 57 | #18 KY | 71 | Fayetteville |
| 1/6/2011 | #25 AR | 78 | #10 KY | 67 | Fayetteville |
| 1/24/2011 | AR | 54 | #20 KY | 55 | Lexington |
| 1/5/2012 | AR | 72 | #6/7 KY | 84 | Lexington |
| 2/7/2013 | AR | 74 | #8/10 KY | 80 (OT) | Fayetteville |

LOUISIANA TECH0-3

Games: 3
Series Record: Arkansas trails 0-3
Fayetteville: 0-1
Ruston: 0-2
Neutral: 0-0

| | | | | | |
|------------|----|----|----------|----|--------------|
| 11/30/1978 | AR | 28 | La. Tech | 82 | Ruston |
| 1/8/1983 | AR | 34 | La. Tech | 74 | Ruston |
| 11/29/1983 | AR | 52 | La. Tech | 75 | Fayetteville |

LA-LAFAYETTE 2-0

Games: 2
Series Record: Arkansas leads 2-0
Fayetteville: 1-0
Lafayette: 0-
Neutral: 1-0

| | | | | | |
|------------|----|----|--------------|----|--------------|
| 1/6/2003 | AR | 75 | La-Lafayette | 57 | Fayetteville |
| 12/16/2004 | AR | 82 | La-Lafayette | 68 | NLR, Ark. |

LOUISIANA-MONROE (NLU)9-0

Games: 9
Series Record: Arkansas leads 9-0
Fayetteville: 6-0
Monroe: 3-0
Neutral: 0-0

| | | | | | |
|------------|----|----|---------------|----|--------------|
| 11/25/1980 | AR | 77 | Northeast La. | 68 | Fayetteville |
| 12/5/1981 | AR | 70 | Northeast La. | 68 | Monroe |
| 11/29/1994 | AR | 74 | Northeast La. | 59 | Fayetteville |
| 11/29/1995 | AR | 77 | Northeast La. | 62 | Monroe |
| 11/20/1999 | AR | 85 | La.-Monroe | 48 | Fayetteville |
| 1/24/2001 | AR | 86 | La.-Monroe | 70 | Monroe |
| 11/17/2001 | AR | 99 | La.-Monroe | 47 | Fayetteville |
| 11/13/2006 | AR | 62 | La.-Monroe | 54 | Fayetteville |
| 11/15/2008 | AR | 77 | La.-Monroe | 38 | Fayetteville |

LAMAR.....2-3

Games: 5
Series Record: Arkansas trails 2-3
Fayetteville: 1-0
Beaumont: 1-1
Neutral: 0-2
Postseason: 0-1 (NCAA); WNIT (1-0)

| | | | | | |
|-----------|----|----|-------|----|-----------------|
| 2/10/1978 | AR | 50 | Lamar | 55 | Houston, Texas |
| 1/28/1983 | AR | 52 | Lamar | 60 | Beaumont, Texas |
| 1/29/1986 | AR | 67 | Lamar | 55 | Beaumont, Texas |
| 3/21/1991 | AR | 75 | Lamar | 91 | Austin (NCAA) |
| 3/17/2011 | AR | 91 | Lamar | 65 | F'ville (WNIT) |

LIPSCOMB.....2-0

Games: 2
Series Record: Arkansas leads 2-0
Fayetteville: 1-0
Nashville: 1-0
Neutral: 0-0

| | | | | | |
|------------|----|----|----------|----|--------------|
| 11/17/2006 | AR | 77 | Lipscomb | 39 | Nashville |
| 11/11/2007 | AR | 87 | Lipscomb | 60 | Fayetteville |

LOUISVILLE2-0

Games: 2
Series Record: Arkansas leads 2-0
Fayetteville: 1-0
Louisville: 1-0
Neutral: 0-0

| | | | | | |
|------------|----|----|------------|----|--------------|
| 12/4/1997 | AR | 69 | Louisville | 57 | Louisville |
| 11/21/1998 | AR | 70 | Louisville | 61 | Fayetteville |

LOYOLA-CHICAGO1-0

Games: 1
Series Record: Arkansas leads 1-0
Fayetteville: 0-0
Chicago: 1-0
Neutral: 0-0

| | | | | | |
|------------|----|----|--------------|----|---------|
| 12/19/1992 | AR | 75 | Loyola-Chic. | 70 | Chicago |
|------------|----|----|--------------|----|---------|

LOYOLA MARYMOUNT1-2

Games: 3
Series Record: Arkansas trails 1-2
Fayetteville: 1-0
Los Angeles: 0-1
Neutral: 0-1

| | | | | | |
|------------|----|----|-----|----|--------------|
| 12/5/1987 | AR | 58 | ULM | 60 | Honolulu |
| 12/30/2002 | AR | 87 | ULM | 52 | Fayetteville |
| 11/29/2003 | AR | 58 | ULM | 64 | Los Angeles |

LSU

13-29

Games: 42

Series Record: Arkansas trails 13-29

Fayetteville: 8-12

Baton Rouge: 5-14

Neutral: 0-3

SEC: 13-29

Collen at Arkansas: 4-8 (2007-08)

| | | | | | |
|-----------|--------|----|---------|----|-----------------|
| 2/11/1992 | AR | 74 | LSU | 66 | Fayetteville |
| 2/10/1993 | AR | 69 | LSU | 66 | Baton Rouge |
| 2/7/1994 | AR | 64 | LSU | 75 | Fayetteville |
| 2/14/1995 | #18 AR | 82 | LSU | 72 | Baton Rouge |
| 1/23/1996 | #22 AR | 73 | LSU | 72 | Baton Rouge |
| 1/31/1996 | #24 AR | 74 | LSU | 65 | Fayetteville |
| 3/23/1996 | AR | 63 | LSU | 91 | Amarillo |
| 1/21/1997 | #13 AR | 72 | LSU | 79 | Baton Rouge |
| 2/19/1997 | #20 AR | 66 | #3 LSU | 76 | Fayetteville |
| 1/6/1998 | AR | 81 | LSU | 66 | Fayetteville |
| 2/11/1998 | AR | 55 | LSU | 77 | Baton Rouge |
| 1/6/1999 | AR | 51 | LSU | 85 | Baton Rouge |
| 2/11/1999 | AR | 86 | #20 LSU | 61 | Fayetteville |
| 1/23/2000 | AR | 69 | #17 LSU | 82 | Fayetteville |
| 2/12/2000 | AR | 51 | #7 LSU | 68 | Baton Rouge |
| 1/11/2001 | AR | 54 | #9 LSU | 61 | Baton Rouge |
| 2/11/2001 | AR | 58 | #14 LSU | 62 | Baton Rouge |
| 1/20/2002 | AR | 55 | LSU | 65 | Baton Rouge |
| 2/10/2002 | AR | 80 | LSU | 71 | Fayetteville |
| 1/19/2003 | #10 AR | 82 | #2 LSU | 72 | Fayetteville |
| 2/27/2003 | #21 AR | 57 | #4 LSU | 70 | Baton Rouge |
| 3/7/2003 | #23 AR | 72 | #6 LSU | 78 | N. Little Rock |
| 1/22/2004 | AR | 65 | #12 LSU | 73 | Fayetteville |
| 2/12/2004 | AR | 65 | #16 LSU | 92 | Baton Rouge |
| 1/20/2005 | AR | 45 | #2 LSU | 91 | Baton Rouge |
| 2/24/2005 | AR | 64 | #1 LSU | 90 | Fayetteville |
| 2/2/2006 | AR | 59 | #3 LSU | 93 | Fayetteville |
| 2/19/2006 | AR | 42 | #2 LSU | 64 | Baton Rouge |
| 1/25/2007 | AR | 53 | #8 LSU | 70 | Baton Rouge |
| 2/15/2007 | AR | 65 | #7 LSU | 86 | Fayetteville |
| 1/10/2008 | AR | 54 | #11 LSU | 76 | Fayetteville |
| 2/28/2008 | AR | 46 | #6 LSU | 83 | Baton Rouge |
| 1/8/2009 | AR | 42 | LSU | 62 | Fayetteville |
| 2/5/2009 | AR | 53 | LSU | 68 | Baton Rouge |
| 1/7/2010 | AR | 38 | #11 LSU | 65 | Fayetteville |
| 2/25/2010 | AR | 53 | #20 LSU | 70 | Baton Rouge |
| 1/27/2011 | AR | 53 | LSU | 45 | Baton Rouge |
| 2/20/2011 | AR | 42 | LSU | 40 | Fayetteville |
| 1/22/2012 | AR | 72 | LSU | 52 | Baton Rouge |
| 2/16/2012 | AR | 42 | LSU | 50 | Fayetteville |
| 3/2/2012 | AR | 40 | LSU | 41 | Nashville (SEC) |
| 1/10/2013 | AR | 63 | LSU | 54 | Fayetteville |

MARQUETTE

1-0

Games: 1

Series Record: Arkansas leads 1-0

Fayetteville: 0-0

Hanover: 1-0

Neutral: 0-0

| | | | | | |
|------------|----|----|-----------|----|-------------|
| 12/30/2007 | AR | 71 | Marquette | 69 | Hanover, NH |
|------------|----|----|-----------|----|-------------|

MARYLAND

1-1

Games: 2

Series Record: Series tied 1-1

Fayetteville: 0-0

College Park: 0-0

Neutral: 1-1

| | | | | | |
|------------|----|----|----------|-----|----------------|
| 11/25/1988 | AR | 84 | Maryland | 110 | Auburn, Ala. |
| 12/29/1990 | AR | 79 | Maryland | 68 | Piscataway, NJ |

MCNEESE STATE

3-1

Games: 4

Series Record: Arkansas leads 3-1

Fayetteville: 3-0

Lake Charles: 0-1

Neutral: 0-0

| | | | | | |
|------------|----|----|-------------|----|--------------|
| 2/14/1981 | AR | 77 | McNeese St. | 62 | Fayetteville |
| 1/16/1982 | AR | 75 | McNeese St. | 96 | Lake Charles |
| 12/20/1996 | AR | 81 | McNeese St. | 54 | Fayetteville |
| 12/30/2003 | AR | 72 | McNeese St. | 52 | Fayetteville |

MEMPHIS (STATE)

12-8

Games: 13

Series Record: Arkansas leads 12-8

Fayetteville: 8-1

Memphis: 4-6

Neutral: 0-1

Postseason: 1-0 (WNIT)

| | | | | | |
|------------|----|----|-------------|----|----------------|
| 2/22/1979 | AR | 66 | Memp. State | 86 | Memphis |
| 2/12/1980 | AR | 65 | Memp. State | 71 | Fayetteville |
| 2/17/1981 | AR | 57 | Memp. State | 86 | Memphis |
| 12/22/1985 | AR | 76 | Memp. State | 64 | Fayetteville |
| 12/22/1986 | AR | 60 | Memp. State | 79 | Memphis |
| 1/5/1992 | AR | 50 | Memp. State | 58 | Memphis |
| 2/2/1993 | AR | 82 | Memp. State | 60 | Fayetteville |
| 12/19/1997 | AR | 93 | Memphis | 84 | Fayetteville |
| 12/11/1998 | AR | 58 | Memphis | 70 | Memphis |
| 12/19/1999 | AR | 82 | Memphis | 88 | NLR, Ark. |
| 11/18/2000 | AR | 58 | Memphis | 66 | Memphis |
| 12/2/2001 | AR | 85 | Memphis | 48 | Fayetteville |
| 1/9/2003 | AR | 78 | Memphis | 64 | Memphis |
| 1/2/2004 | AR | 79 | Memphis | 75 | Fayetteville |
| 12/7/2004 | AR | 59 | Memphis | 53 | Memphis |
| 11/21/2005 | AR | 99 | Memphis | 53 | Fayetteville |
| 12/18/2006 | AR | 70 | Memphis | 54 | Memphis |
| 12/18/2007 | AR | 91 | Memphis | 66 | Fayetteville |
| 12/3/2008 | AR | 76 | Memphis | 69 | Memphis |
| 3/21/2013 | AR | 67 | Memphis | 57 | F'ville (WNIT) |

MIAMI (FLORIDA)

1-0

Games: 1

Series Record: Arkansas leads 1-0

Fayetteville: 0-0

Miami: 0-0

Neutral: 1-0

| | | | | | |
|------------|----|----|-------|----|---------------|
| 11/23/1984 | AR | 79 | Miami | 58 | Sanford, Fla. |
|------------|----|----|-------|----|---------------|

MICHIGAN

1-0

Games: 1

Series Record: Arkansas leads 1-0

Fayetteville: 0-0

Ann Arbor: 0-0

Neutral: 1-0

| | | | | | |
|------------|----|----|----------|----|----------|
| 11/24/2000 | AR | 78 | Michigan | 67 | Honolulu |
|------------|----|----|----------|----|----------|

MIDDLE TENNESSEE STATE

3-0

Games: 3

Series Record: Arkansas leads 3-0

Fayetteville: 2-0

Murfreesboro: 1-0

Neutral: 0-0

| | | | | | |
|------------|----|----|------|----|--------------|
| 2/5/1983 | AR | 73 | MTSU | 72 | Fayetteville |
| 11/21/2010 | AR | 77 | MTSU | 50 | Fayetteville |
| 12/3/2011 | AR | 59 | MTSU | 53 | Murfreesboro |

MINNESOTA

1-1

Games: 2

Series Record: Series tied 1-1

Fayetteville: 0-0

Minneapolis: 1-0

Neutral: 0-1

| | | | | | |
|------------|----|----|-----------|----|---------------|
| 11/26/1983 | AR | 76 | Minnesota | 60 | Minneapolis |
| 11/11/2011 | AR | 60 | Minnesota | 68 | Daytona Beach |

MISSISSIPPI (OLE MISS)

13-23

Games: 36

Series Record: Arkansas trails 13-23

Fayetteville: 9-5

Oxford: 2-14

Neutral: 2-4

SEC: 12-20

Collen at Arkansas: 6-5 (2007-08)

| | | | | | |
|------------|--------|----|--------|----------|-----------------|
| 12/14/1985 | AR | 61 | #8 MS | 76 | Oxford |
| 12/9/1987 | AR | 72 | #8 MS | 88 | Pine Bluff |
| 12/7/1988 | AR | 63 | #9 MS | 75 | Oxford |
| 12/15/1990 | #13 AR | 79 | #8 MS | 70 | Fayetteville |
| 1/4/1992 | AR | 65 | MS | 66 | Oxford |
| 1/2/1993 | AR | 73 | MS | 72 | Fayetteville |
| 1/16/1994 | AR | 54 | MS | 56 | Oxford |
| 1/14/1995 | AR | 74 | #17 MS | 75 | Fayetteville |
| 2/17/1996 | AR | 62 | #21 MS | 73 | Oxford |
| 3/1/1996 | AR | 73 | #23 MS | 76 | Chattanooga |
| 2/16/1997 | #21 AR | 71 | MS | 62 | Fayetteville |
| 2/14/1998 | AR | 50 | MS | 68 | Oxford |
| 2/14/1999 | AR | 73 | MS | 80 | Fayetteville |
| 2/27/2000 | AR | 63 | MS | 78 | Oxford |
| 2/24/2001 | AR | 82 | MS | 64 | Fayetteville |
| 1/6/2002 | AR | 46 | MS | 81 | Oxford |
| 2/28/2002 | AR | 78 | MS | 60 | Nashville |
| 2/9/2003 | #14 AR | 62 | MS | 60 | Fayetteville |
| 1/11/2004 | AR | 67 | MS | 61 | Fayetteville |
| 2/29/2004 | AR | 73 | MS | 84 | Oxford |
| 1/9/2005 | AR | 73 | MS | 85 | Oxford |
| 1/30/2005 | AR | 52 | MS | 75 | Fayetteville |
| 2/26/2006 | AR | 78 | MS | 85 | Oxford |
| 3/2/2006 | AR | 64 | MS | 94 | N. Little Rock |
| 2/4/2007 | #20 AR | 87 | MS | 90 (20T) | Fayetteville |
| 1/13/2008 | AR | 55 | MS | 63 | Oxford |
| 2/15/2009 | AR | 70 | MS | 59 | Fayetteville |
| 3/5/2009 | AR | 60 | MS | 65 | N. Little Rock |
| 1/10/2010 | AR | 71 | MS | 86 | Oxford |
| 2/18/2010 | AR | 67 | MS | 59 | Fayetteville |
| 1/23/2011 | #23 AR | 65 | MS | 69 | Fayetteville |
| 2/17/2011 | AR | 56 | MS | 53 | Oxford |
| 1/12/2012 | AR | 54 | MS | 60 | Oxford |
| 3/1/2012 | AR | 67 | MS | 47 | Nashville (SEC) |
| 1/31/2013 | AR | 77 | MS | 66 | Oxford |
| 3/3/2013 | AR | 93 | MS | 52 | Fayetteville |

MISSISSIPPI COLLEGE

0-1

Games: 1

Series Record: Arkansas trails 0-1

Fayetteville: 0-1

Clinton: 0-0

Neutral: 0-1

| | | | | | |
|------------|----|----|---------------|----|-------------|
| 12/11/1978 | AR | 47 | Miss. College | 86 | Ruston, La. |
|------------|----|----|---------------|----|-------------|

MISSISSIPPI STATE18-13

Games: 31
Series Record: Arkansas trails 18-13
Fayetteville: 10-3
Starkville: 6-8
Neutral: 2-2

SEC: 18-13

Collen at Arkansas: 5-2
(2007-08)

| | | | | | |
|-----------|--------|----|----------|----|--------------|
| 2/15/1992 | AR | 66 | MSU | 76 | Starkville |
| 2/13/1993 | AR | 80 | MSU | 51 | Fayetteville |
| 2/26/1994 | AR | 67 | MSU | 61 | Starkville |
| 2/26/1995 | AR | 86 | MSU | 63 | Fayetteville |
| 1/6/1996 | AR | 67 | MSU | 77 | Starkville |
| 1/5/1997 | AR | 84 | MSU | 67 | Fayetteville |
| 1/15/1998 | AR | 80 | MSU | 73 | Starkville |
| 1/28/1998 | AR | 89 | MSU | 70 | Fayetteville |
| 1/14/1999 | AR | 85 | MSU | 58 | Fayetteville |
| 1/28/1999 | AR | 60 | MSU | 81 | Starkville |
| 2/24/1999 | AR | 70 | MSU | 79 | Chattanooga |
| 1/20/2000 | AR | 56 | #22 MSU | 69 | Starkville |
| 1/18/2001 | AR | 72 | #21 MSU | 45 | Fayetteville |
| 3/1/2001 | AR | 94 | MSU | 76 | Memphis |
| 1/24/2002 | AR | 82 | MSU (OT) | 85 | Starkville |
| 2/20/2003 | AR | 59 | #16 MSU | 72 | Fayetteville |
| 2/1/2004 | AR | 55 | MSU | 57 | Starkville |
| 3/4/2004 | AR | 74 | MSU | 79 | Nashville |
| 1/16/2005 | AR | 83 | MSU | 71 | Fayetteville |
| 3/3/2005 | AR | 80 | MSU | 73 | Nashville |
| 1/5/2006 | AR | 66 | MSU | 45 | Starkville |
| 1/22/2006 | AR | 60 | MSU | 58 | Fayetteville |
| 1/7/2007 | #20 AR | 73 | MSU | 81 | Starkville |
| 2/1/2007 | AR | 75 | MSU | 80 | Fayetteville |
| 1/27/2008 | AR | 56 | MSU | 42 | Fayetteville |
| 1/25/2009 | AR | 65 | MSU | 62 | Starkville |
| 1/14/2010 | AR | 60 | MSU | 78 | Fayetteville |
| 1/9/2011 | AR | 61 | MSU | 56 | Starkville |
| 1/26/2012 | AR | 51 | MSU | 35 | Starkville |
| 2/19/2012 | AR | 67 | MSU | 53 | Fayetteville |
| 2/3/2013 | AR | 44 | MSU | 47 | Starkville |

MISSISSIPPI VALLEY STATE9-0

Games: 9
Series Record: Arkansas leads 9-0
Fayetteville: 8-0
Itta Bena: 0-0
Neutral: 1-0
Postseason: 1-0 (WNIT)

| | | | | | |
|-------------|----|-----|------|----|-----------------|
| 12/4/1986 | AR | 95 | MVSU | 82 | Fayetteville |
| 11/30/1987 | AR | 76 | MVSU | 71 | Fayetteville |
| 12/10/1988 | AR | 107 | MVSU | 83 | Fayetteville |
| 1/1/24/1989 | AR | 93 | MVSU | 50 | Fayetteville |
| 2/13/2002 | AR | 83 | MVSU | 37 | Fayetteville |
| 12/5/2008 | AR | 79 | MVSU | 46 | Man., Kan. WNIT |
| 11/17/2010 | AR | 55 | MVSU | 54 | Fayetteville |
| 12/28/2011 | AR | 59 | MVSU | 40 | Fayetteville |
| 12/19/2012 | AR | 99 | MVSU | 42 | Fayetteville |

MISSOURI7-4

Games: 11
Series Record: Arkansas leads 7-4
Fayetteville: 3-1
Columbus: 3-3
Neutral: 1-0
Postseason: 0-1 (NCAA); 1-0 (WNIT)

SEC: 2-0

Collen at Arkansas: 3-1
(2007-08)

| | | | | | |
|-------------|----|----|---------------|----|--------------------|
| 3/12/1986 | AR | 65 | Missouri | 66 | Columbia (NCAA) |
| 1/1/30/1986 | AR | 66 | Missouri | 69 | Columbia |
| 12/30/1997 | AR | 80 | Missouri | 79 | Bowling Green, Ky. |
| 12/19/1998 | AR | 80 | Missouri | 60 | Fayetteville |
| 1/1/22/1999 | AR | 83 | Missouri | 76 | Columbia |
| 3/18/2000 | AR | 89 | Missouri (OT) | 88 | F'ville (WNIT) |
| 1/1/20/2000 | AR | 67 | Missouri | 79 | Columbia |
| 1/1/28/2007 | AR | 66 | Missouri | 53 | Columbia |
| 12/21/2008 | AR | 55 | Missouri | 56 | Fayetteville |
| 1/24/2013 | AR | 58 | Missouri | 50 | Columbia |
| 2/17/2013 | AR | 61 | Missouri | 40 | Fayetteville |

MISSOURI SOUTHERN2-0

Games: 2
Series Record: Arkansas leads 2-0
Fayetteville: 1-0
Joplin: 1-0
Neutral: 0-0

| | | | | | |
|------------|----|----|--------------|----|--------------|
| 11/16/1979 | AR | 53 | Missouri So. | 45 | Fayetteville |
| 11/18/1980 | AR | 67 | Missouri So. | 61 | Joplin, Mo. |

MONTANA4-0

Games: 4
Series Record: Arkansas leads 4-0
Fayetteville: 1-0
Missoula: 1-0
Neutral: 2-0
Postseason: 1-0 (WNIT)

| | | | | | |
|------------|----|----|---------|----|-----------------|
| 12/3/1982 | AR | 55 | Montana | 43 | Berkley, Calif. |
| 3/19/1987 | AR | 92 | Montana | 74 | Amarillo (WNIT) |
| 11/29/1997 | AR | 81 | Montana | 68 | Fayetteville |
| 12/30/1998 | AR | 74 | Montana | 54 | Missoula |

MONTANA STATE1-1

Games: 2
Series Record: Series tied 1-1
Fayetteville: 1-0
Billingsly: 0-0
Neutral: 0-1

| | | | | | |
|------------|----|----|-------------|----|--------------------|
| 12/13/1986 | AR | 68 | Montana St. | 70 | Long Beach, Calif. |
| 1/5/2003 | AR | 85 | Montana St. | 37 | Fayetteville |

MORGAN STATE1-0

Games: 1
Series Record: Arkansas leads 1-0
Fayetteville: 1-0
Baltimore: 0-0
Neutral: 0-0

| | | | | | |
|------------|----|----|------------|----|--------------|
| 12/19/2011 | AR | 81 | Morgan St. | 50 | Fayetteville |
|------------|----|----|------------|----|--------------|

MURRAY STATE2-0

Games: 2
Series Record: Arkansas leads 2-0
Fayetteville: 2-0
Tishomingo: 0-0
Neutral: 0-0

| | | | | | |
|-----------|----|-----|--------------|----|--------------|
| 2/4/1983 | AR | 100 | Murray State | 69 | Fayetteville |
| 12/5/1990 | AR | 102 | Murray State | 48 | Fayetteville |

NEW HAMPSHIRE1-0

Games: 1
Series Record: Arkansas leads 1-0
Fayetteville: 0-0
Durham: 0-0
Neutral: 1-0

| | | | | | |
|----------|----|----|----|----|-------------|
| 1/4/1995 | AR | 75 | NH | 41 | Miami, Fla. |
|----------|----|----|----|----|-------------|

NEW MEXICO1-1

Games: 2
Series Record: Series tied 1-1
Fayetteville: 0-0
Albuquerque: 0-1
Neutral: 1-0

| | | | | | |
|------------|----|----|------------|----|---------------|
| 1/10/1981 | AR | 69 | New Mexico | 50 | Wichita, Kan. |
| 12/21/1999 | AR | 66 | New Mexico | 71 | Albuquerque |

NEVADA-LAS VEGAS2-1

Games: 3
Series Record: Arkansas leads 2-1
Fayetteville: 1-0
Las Vegas: 1-1
Neutral: 0-0
Postseason: 1-0 (WNIT)

| | | | | | |
|------------|----|----|------|----|----------------|
| 1/7/1984 | AR | 62 | UNLV | 68 | Las Vegas |
| 11/26/1994 | AR | 88 | UNLV | 75 | Las Vegas |
| 3/18/2005 | AR | 61 | UNLV | 48 | F'ville (WNIT) |

NEW ORLEANS7-0

Games: 7
Series Record: Arkansas leads 7-0
Fayetteville: 3-0
New Orleans: 2-0
Neutral: 2-0

| | | | | | |
|------------|----|----|-------------|----|--------------|
| 1/11/1980 | AR | 71 | New Orleans | 47 | New Orleans |
| 3/13/1982 | AR | 76 | New Orleans | 74 | Lubbock |
| 2/2/1989 | AR | 61 | New Orleans | 60 | Fayetteville |
| 1/22/1990 | AR | 71 | New Orleans | 63 | New Orleans |
| 12/17/1993 | AR | 60 | New Orleans | 59 | Fayetteville |

| | | | | | |
|------------|----|----|-------------|----|--------------|
| 12/21/2005 | AR | 84 | New Orleans | 46 | Fayetteville |
| 11/24/2007 | AR | 65 | New Orleans | 44 | San Antonio |

NICHOLLS STATE1-0

Games: 1
Series Record: Arkansas leads 1-0
Fayetteville: 0-0
Thibodaux: 0-0
Neutral: 1-0

| | | | | | |
|------------|----|----|--------------|----|-------------------|
| 12/15/2005 | AR | 75 | Nicholls St. | 40 | Hot Springs, Ark. |
|------------|----|----|--------------|----|-------------------|

NORTH ARKANSAS CC0-2

Games: 2
Series Record: Arkansas trails 0-2
Fayetteville: 0-0
Bentonville: 0-0
Neutral: 0-2

| | | | | | |
|------------|----|----|-------------|----|-----------------|
| 11/19/1976 | AR | 67 | No. Ark. CC | 70 | West Fork, Ark. |
| 1/31/1977 | AR | 65 | No. Ark. CC | 67 | Harrison, Ark. |

NORTH CAROLINA0-1

Games: 1
Series Record: Arkansas trails 0-1
Fayetteville: 0-0
Chapel Hill: 0-0
Neutral: 1-0

| | | | | | |
|------------|----|----|--------------|----|----------|
| 11/26/2006 | AR | 69 | No. Carolina | 94 | Honolulu |
|------------|----|----|--------------|----|----------|

NORTH CAROLINA STATE0-1

Games: 1
Series Record: Arkansas trails 0-1
Fayetteville: 0-0
Raleigh: 0-0
Neutral: 0-1

| | | | | | |
|------------|----|----|----------|----|----------|
| 11/25/2000 | AR | 46 | NC State | 48 | Honolulu |
|------------|----|----|----------|----|----------|

NORTH DAKOTA1-0

Games: 1
Series Record: Arkansas leads 0-1
Fayetteville: 1-0
Grand Forks: 0-0
Neutral: 0-1
12/9/2008 AR 85 No. Dakota 73 Fayetteville

NORTH TEXAS2-1

Games: 3
Series Record: Arkansas leads 2-1
Fayetteville: 2-0
Denton: 0-1
Neutral: 0-0

| | | | | | |
|------------|----|-----|---------------|----|---------------|
| 2/8/1980 | AR | 50 | No. Texas St. | 59 | Denton, Texas |
| 12/4/1992 | AR | 102 | No. Texas | 58 | Fayetteville |
| 12/17/1999 | AR | 102 | No. Texas | 69 | Fayetteville |

NORTHEAST OKLAHOMA STATE4-4

Games: 8
Series Record: Series tied 4-4
Fayetteville: 3-1
Miami: 1-3
Neutral: 0-0

| | | | | | |
|------------|----|----|--------------|----|--------------|
| 1/22/1977 | AR | 62 | NE Okla. St. | 61 | Fayetteville |
| 2/4/1977 | AR | 54 | NE Okla. St. | 63 | Miami, Okla. |
| 1/24/1978 | AR | 47 | NE Okla. St. | 56 | Miami, Okla. |
| 2/4/1978 | AR | 72 | NE Okla. St. | 60 | Fayetteville |
| 1/20/1979 | AR | 64 | NE Okla. St. | 79 | Miami, Okla. |
| 2/14/1979 | AR | 63 | NE Okla. St. | 69 | Fayetteville |
| 12/15/1979 | AR | 62 | NE Okla. St. | 58 | Fayetteville |
| 2/1/1980 | AR | 57 | NE Okla. St. | 42 | Miami, Okla. |

NORTHERN IOWA.....0-1

Games: 1
Series Record: Arkansas trails 0-1
Fayetteville: 0-1
Cedar Falls: 0-0
Neutral: 0-0

| | | | | | |
|-----------|----|----|----------|----|--------------|
| 12/7/2001 | AR | 63 | No. Iowa | 67 | Fayetteville |
|-----------|----|----|----------|----|--------------|

NORTHWESTERN2-1

Games: 3
Series Record: Arkansas leads 2-1
Fayetteville: 2-0
Chicago: 0-1
Neutral: 0-0

| | | | | | |
|------------|----|-----|--------------|----|----------------|
| 3/16/1991 | AR | 105 | Northwestern | 68 | F'ville (NCAA) |
| 11/23/2008 | AR | 60 | Northwestern | 44 | Fayetteville |
| 12/7/2009 | AR | 55 | Northwestern | 67 | Chicago |

NORTHWESTERN STATE10-3

Games: 13
Series Record: Arkansas leads 10-3
Fayetteville: 6-0
Natchitoches: 0-3
Neutral: 4-0
Postseason: 2-0 (WNIT)

| | | | | | |
|------------|----|----|--------------|----|-------------------|
| 12/4/1980 | AR | 62 | NW St. | 73 | Natchitoches |
| 11/20/1981 | AR | 78 | NW St. | 64 | Fayetteville |
| 1/5/1983 | AR | 58 | NW St. | 62 | Natchitoches |
| 2/26/1983 | AR | 86 | NW St. | 76 | Fayetteville |
| 12/19/1983 | AR | 75 | NW St. | 73 | Little Rock, Ark. |
| 2/16/1993 | AR | 62 | NW St. | 77 | Natchitoches |
| 12/18/1993 | AR | 85 | NW St. | 74 | Fayetteville |
| 11/15/1995 | AR | 84 | NW St. (2OT) | 83 | F'ville (WNIT) |
| 3/12/1999 | AR | 78 | NW St. | 60 | F'ville (WNIT) |
| 12/6/2002 | AR | 79 | NW St. | 60 | Houston, Texas |
| 12/18/2003 | AR | 78 | NW St. | 64 | Hot Springs, Ark. |
| 12/13/2007 | AR | 59 | NW St. | 43 | Hot Springs, Ark. |
| 12/21/2012 | AR | 80 | NW St. | 41 | Fayetteville |

OHIO STATE.....1-0

Games: 1
Series Record: Arkansas leads 1-0
Fayetteville: 1-0
Columbus: 0-0
Neutral: 0-0

| | | | | | |
|------------|----|----|------------|----|----------------|
| 11/19/1995 | AR | 86 | Ohio State | 80 | F'ville (WNIT) |
|------------|----|----|------------|----|----------------|

OKLAHOMA.....7-10

Games: 17
Series Record: Arkansas trails 7-10
Fayetteville: 4-2
Norman: 3-7
Neutral: 0-1

| | | | | | |
|------------|--------|----|----------------|----|----------------|
| 12/14/1977 | AR | 51 | Oklahoma | 80 | Norman |
| 2/20/1979 | AR | 53 | Oklahoma | 65 | Fayetteville |
| 2/16/1980 | AR | 50 | Oklahoma | 57 | Norman |
| 1/3/1981 | AR | 68 | Oklahoma | 75 | Norman |
| 2/7/1982 | AR | 64 | Oklahoma | 65 | Norman |
| 12/21/1985 | AR | 79 | #14 Oklahoma | 66 | Fayetteville |
| 12/6/1986 | AR | 70 | Oklahoma | 76 | Norman |
| 12/12/1989 | AR | 86 | Oklahoma | 68 | Norman |
| 11/27/1990 | #8 AR | 84 | Oklahoma | 72 | Norman |
| 1/13/1992 | AR | 57 | Oklahoma | 55 | Norman |
| 1/20/1993 | AR | 63 | Oklahoma | 70 | Fayetteville |
| 1/25/1994 | AR | 79 | Oklahoma | 93 | Norman |
| 2/22/1995 | #25 AR | 69 | #16 Oklahoma | 64 | Fayetteville |
| 3/14/1999 | AR | 97 | Oklahoma (OT) | 93 | F'ville (WNIT) |
| 12/5/2009 | AR | 86 | #12 Okla. (OT) | 87 | Norman |
| 12/19/10 | AR | 67 | #10 Okla. | 57 | Fayetteville |
| 11/24/2013 | AR | 70 | #12 Okla. | 73 | Honolulu |

OKLAHOMA CITY3-1

Games: 4
Series Record: Arkansas leads 3-1
Fayetteville: 1-0
Oklahoma City: 1-1
Neutral: 1-0
Postseason: 1-0 (SWAIAW)

| | | | | | |
|------------|----|----|---------------|----|------------------|
| 1/24/1981 | AR | 74 | Oklahoma City | 54 | Fayetteville |
| 2/5/1982 | AR | 48 | Oklahoma City | 54 | Okla. City |
| 3/11/1982 | AR | 78 | Oklahoma City | 67 | Lubbock (SWAIAW) |
| 12/11/1982 | AR | 86 | Oklahoma City | 57 | Okla. City |

OKLAHOMA STATE11-10

Games: 21
Series Record: Arkansas leads 11-10
Fayetteville: 8-3
Stillwater: 2-7
Neutral: 1-0

| | | | | | |
|------------|--------|----|----------------|----|--------------|
| 1/9/1978 | AR | 53 | Oklahoma St. | 56 | Stillwater |
| 2/18/1978 | AR | 55 | Oklahoma St. | 47 | Fayetteville |
| 12/5/1978 | AR | 50 | Oklahoma St. | 60 | Stillwater |
| 1/22/1980 | AR | 53 | Oklahoma St. | 59 | Fayetteville |
| 3/7/1981 | AR | 68 | Oklahoma St. | 69 | Fayetteville |
| 2/16/1982 | AR | 79 | Oklahoma St. | 70 | Stillwater |
| 12/3/1983 | AR | 71 | Oklahoma St. | 66 | Fayetteville |
| 12/11/1984 | AR | 73 | Oklahoma St. | 90 | Stillwater |
| 12/9/1985 | AR | 90 | Oklahoma St. | 51 | Fayetteville |
| 12/8/1986 | AR | 65 | Oklahoma St. | 68 | Stillwater |
| 12/8/1990 | #8 AR | 61 | Oklahoma St. | 75 | Stillwater |
| 12/3/1991 | #18 AR | 72 | Oklahoma St. | 57 | Fayetteville |
| 1/5/1993 | AR | 47 | Oklahoma St. | 62 | Stillwater |
| 3/1/1994 | AR | 90 | Okla. St. (OT) | 93 | Fayetteville |
| 1/25/1995 | #21 AR | 79 | Oklahoma St. | 65 | Fayetteville |
| 2/7/1996 | AR | 66 | #21 Okla. St. | 62 | Fayetteville |
| 12/11/2000 | AR | 69 | Oklahoma St. | 61 | Okla. City |
| 12/19/2001 | AR | 81 | Oklahoma St. | 78 | Fayetteville |
| 1/2/2003 | #9 AR | 58 | Oklahoma St. | 60 | Stillwater |
| 1/4/2004 | AR | 75 | Oklahoma St. | 55 | Fayetteville |
| 3/23/2009 | #18 AR | 61 | Okla. St. (OT) | 60 | Stillwater |

OLD DOMINION1-0

Games: 1
Series Record: Arkansas leads 1-0
Fayetteville: 0-0
Norfolk: 0-0
Neutral: 1-0

| | | | | | |
|------------|--------|----|--------------|----|---------------|
| 11/28/2002 | #17 AR | 54 | Old Dominion | 49 | US Virgin Isl |
|------------|--------|----|--------------|----|---------------|

ORAL ROBERTS.....17-8

Games: 25
Series Record: Arkansas leads 17-8
Fayetteville: 13-1
Tulsa: 4-7
Neutral: 0-0

| | | | | | |
|------------|----|-----|--------------|----|--------------|
| 2/5/1977 | AR | 37 | Oral Roberts | 69 | Tulsa |
| 2/16/1978 | AR | 71 | Oral Roberts | 88 | Fayetteville |
| 2/3/1979 | AR | 46 | Oral Roberts | 63 | Tulsa |
| 1/19/1980 | AR | 66 | Oral Roberts | 64 | Fayetteville |
| 3/14/1981 | AR | 57 | Oral Roberts | 59 | Tulsa |
| 12/7/1981 | AR | 61 | Oral Roberts | 75 | Tulsa |
| 1/12/1982 | AR | 61 | Oral Roberts | 57 | Fayetteville |
| 12/10/1983 | AR | 65 | Oral Roberts | 71 | Tulsa |
| 12/17/1983 | AR | 84 | Oral Roberts | 70 | Fayetteville |
| 11/19/1984 | AR | 78 | Oral Roberts | 55 | Fayetteville |
| 12/5/1985 | AR | 72 | Oral Roberts | 78 | Tulsa |
| 2/19/1987 | AR | 115 | Oral Roberts | 66 | Fayetteville |
| 1/2/1988 | AR | 66 | Oral Roberts | 77 | Tulsa |
| 12/12/1988 | AR | 113 | Oral Roberts | 69 | Fayetteville |
| 1/30/1992 | AR | 88 | Oral Roberts | 64 | Fayetteville |
| 3/1/1993 | AR | 96 | Oral Roberts | 60 | Fayetteville |
| 2/23/1994 | AR | 85 | Oral Roberts | 51 | Fayetteville |
| 1/11/1995 | AR | 78 | Oral Roberts | 63 | Tulsa |
| 2/22/1996 | AR | 68 | Oral Roberts | 45 | Fayetteville |
| 12/2/1997 | AR | 82 | Oral Roberts | 59 | Tulsa |
| 11/28/1998 | AR | 84 | Oral Roberts | 56 | Fayetteville |
| 12/16/2010 | AR | 80 | Oral Roberts | 63 | Fayetteville |
| 3/20/2011 | AR | 78 | Oral Roberts | 59 | Tulsa |
| 12/10/2011 | AR | 65 | Oral Roberts | 37 | Fayetteville |
| 11/19/2012 | AR | 80 | Oral Roberts | 57 | Tulsa |

OREGON3-1

Games: 4
Series Record: Arkansas leads 3-1
Fayetteville: 1-0
Eugene: 0-1
Neutral: 2-0

| | | | | | |
|------------|----|----|--------|----|--------------|
| 1/6/1984 | AR | 65 | Oregon | 54 | Las Vegas |
| 12/21/2004 | AR | 65 | Oregon | 62 | Fayetteville |
| 11/25/2005 | AR | 59 | Oregon | 70 | Eugene |
| 11/25/2013 | AR | 79 | Oregon | 67 | Honolulu |

OREGON STATE1-1

Games: 2
Series Record: Series tied 1-1
Fayetteville: 0-0
Corvallis: 0-0
Neutral: 1-1

| | | | | | |
|------------|----|----|--------------|----|--------------|
| 11/28/2003 | AR | 58 | Oregon State | 50 | Los Angeles |
| 11/28/2008 | AR | 56 | Oregon State | 69 | Grand Bahama |

PACIFIC2-0

Games: 2
Series Record: Arkansas leads 2-0
Fayetteville: 0-0
Forest Grove: 0-0
Neutral: 2-0

| | | | | | |
|------------|--------|----|---------|----|--------------|
| 12/8/1996 | #21 AR | 93 | Pacific | 59 | Kona, Hi. |
| 11/29/2008 | AR | 78 | Pacific | 61 | Grand Bahama |

PENN STATE1-0

Games: 1
Series Record: Arkansas leads 1-0
Fayetteville: 0-0
State College: 0-0
Neutral: 1-0

| | | | | | |
|----------|----|----|----------------|----|--------------|
| 1/9/1999 | AR | 82 | #17 Penn State | 78 | Grand Bahama |
|----------|----|----|----------------|----|--------------|

PEPPERDINE.....1-0

Games: 1
Series Record: Arkansas leads 1-0
Fayetteville: 1-0
Malibu: 0-0
Neutral: 0-0

| | | | | | |
|-----------|----|----|------------|----|--------------|
| 12/2/2012 | AR | 64 | Pepperdine | 32 | Fayetteville |
|-----------|----|----|------------|----|--------------|

PHILLIPS1-1

Games: 2
Series Record: Series tied 1-1
Fayetteville: 1-0
Enid: 0-1
Neutral: 0-0

| | | | | | |
|-----------|----|----|----------|---------|--------------|
| 2/15/1980 | AR | 73 | Phillips | 77 (OT) | Enid |
| 2/7/1981 | AR | 89 | Phillips | 66 | Fayetteville |

PITTSBURGH1-0

Games: 1
Series Record: Arkansas leads 1-0
Fayetteville: 0-0
Pittsburgh: 0-0
Neutral: 1-0

| | | | | | |
|------------|----|----|------|----|-----------|
| 11/25/1994 | AR | 76 | Pitt | 75 | Las Vegas |
|------------|----|----|------|----|-----------|

PITTSBURG STATE.....3-0

Games: 3
Series Record: Arkansas leads 3-0
Fayetteville: 1-0
Pittsburg: 2-0
Neutral: 0-0

| | | | | | |
|-----------|----|----|---------------|----|-----------------|
| 12/6/1977 | AR | 67 | Pittsburg St. | 52 | Pittsburg, Kan. |
| 1/9/1979 | AR | 58 | Pittsburg St. | 50 | Fayetteville |
| 1/5/1980 | AR | 60 | Pittsburg St. | 59 | Pittsburg, Kan. |

PORTLAND STATE 1-1

Games: 2
Series Record: Series tied 1-1
Fayetteville: 1-0
Portland: 0-1
Neutral: 0-1

| | | | | | |
|------------|----|----|--------------|----|----------------|
| 11/26/2005 | AR | 65 | Portland St. | 67 | Portland, Ore. |
| 12/11/2006 | AR | 97 | Portland St. | 62 | Fayetteville |

PRAIRIE VIEW 1-0

Games: 1
Series Record: Arkansas leads 1-0
Fayetteville: 0-0
Prairie View: 0-0
Neutral: 1-0

| | | | | | |
|-----------|----|----|--------------|----|----------------|
| 2/10/1979 | AR | 48 | Prairie View | 45 | Houston, Texas |
|-----------|----|----|--------------|----|----------------|

PRINCETON 2-0

Games: 2
Series Record: Arkansas leads 2-0
Fayetteville: 0-0
Princeton: 1-0
Neutral: 1-0
Postseason: 1-0 (WNIT)

| | | | | | |
|------------|----|----|-----------|----|-----------------|
| 3/21/1996 | AR | 83 | Princeton | 51 | Amarillo (NWIT) |
| 11/27/1999 | AR | 87 | Princeton | 45 | Princeton, NJ |

PROVIDENCE 3-0

Games: 3
Series Record: Arkansas leads 3-0
Fayetteville: 1-0
Providence: 1-0
Neutral: 1-0
Postseason: 1-0 (WNIT)

| | | | | | |
|------------|--------|-----|------------|----|-----------------|
| 3/20/1987 | AR | 101 | Providence | 91 | Amarillo (NWIT) |
| 11/21/1997 | AR | 93 | Providence | 82 | Providence |
| 11/16/1998 | #18 AR | 110 | Providence | 59 | Fayetteville |

PURDUE 0-2

Games: 2
Series Record: Arkansas trails 0-2
Fayetteville: 0-0
West Lafayette: 0-1
Neutral: 0-1
Postseason: 0-1 (NCAA)

| | | | | | |
|------------|----|----|-----------|----|--------------------|
| 3/15/1989 | AR | 63 | #5 Purdue | 91 | W Lafayette (NCAA) |
| 11/25/2004 | AR | 51 | Purdue | 55 | Corpus Christi, Tx |

RICE 23-1

Games: 24
Series Record: Arkansas leads 23-1
Fayetteville: 13-0
Houston: 9-1
Neutral: 1-0
Postsason: 1-0 (WNIT)

| | | | | | |
|------------|--------|-----|------|----|-------------------|
| 12/1/1979 | AR | 53 | Rice | 35 | Fayetteville |
| 12/6/1979 | AR | 56 | Rice | 51 | Kingsville, Texas |
| 2/18/1983 | AR | 68 | Rice | 43 | Fayetteville |
| 1/28/1984 | AR | 82 | Rice | 51 | Fayetteville |
| 2/27/1984 | AR | 85 | Rice | 66 | Houston |
| 1/22/1985 | AR | 81 | Rice | 57 | Fayetteville |
| 2/23/1985 | AR | 69 | Rice | 52 | Houston |
| 1/18/1986 | AR | 64 | Rice | 52 | Houston |
| 2/18/1986 | AR | 67 | Rice | 55 | Fayetteville |
| 1/17/1987 | AR | 79 | Rice | 53 | Fayetteville |
| 2/14/1987 | AR | 88 | Rice | 71 | Houston |
| 1/27/1988 | AR | 63 | Rice | 60 | Houston |
| 2/27/1988 | AR | 79 | Rice | 73 | Fayetteville |
| 1/28/1989 | AR | 81 | Rice | 62 | Fayetteville |
| 2/28/1989 | AR | 109 | Rice | 73 | Houston |
| 1/30/1990 | AR | 78 | Rice | 49 | Houston |
| 3/3/1990 | #19 AR | 77 | Rice | 56 | Fayetteville |
| 1/2/1991 | #14 AR | 70 | Rice | 52 | Houston |
| 2/2/1991 | #12 AR | 96 | Rice | 74 | Fayetteville |
| 11/25/1995 | #9 AR | 81 | Rice | 68 | Fayetteville |
| 12/3/1996 | #21 AR | 61 | Rice | 77 | Houston |
| 3/17/1999 | AR | 76 | Rice | 70 | F'ville (WNIT) |
| 12/7/2002 | #13 AR | 63 | Rice | 50 | Houston |
| 11/24/2003 | AR | 65 | Rice | 46 | Fayetteville |

RUTGERS 0-2

Games: 2
Series Record: Arkansas trails 0-2
Fayetteville: 0-0
Camden: 0-2
Neutral: 0-0

| | | | | | |
|------------|-------|----|-------------|----|------------|
| 11/30/1985 | AR | 63 | Rutgers | 72 | Camden, NJ |
| 12/28/1990 | #9 AR | 60 | #17 Rutgers | 89 | Camden, NJ |

SAM HOUSTON STATE 4-0

Games: 4
Series Record: Arkansas leads 4-0
Fayetteville: 4-0
Huntsville: 0-0
Neutral: 0-0

| | | | | | |
|------------|--------|-----|------|----|--------------|
| 12/22/1994 | AR | 84 | SHSU | 63 | Fayetteville |
| 11/30/1996 | #20 AR | 76 | SHSU | 51 | Fayetteville |
| 12/4/2007 | AR | 89 | SHSU | 62 | Fayetteville |
| 12/29/2009 | AR | 106 | SHSU | 78 | Fayetteville |

SAN FRANCISCO 2-0

Games: 2
Series Record: Arkansas leads 2-0
Fayetteville: 0-0
San Francisco: 0-0
Neutral: 2-0
Postseason: 1-0 (NCAA)

| | | | | | |
|-----------|--------|----|---------------|----|----------------|
| 12/4/1993 | AR | 62 | San Francisco | 44 | Honolulu |
| 3/16/1995 | #15 AR | 67 | San Francisco | 58 | Seattle (NCAA) |

SCHOOL OF THE OZARKS 1-0

Games: 1
Series Record: Arkansas leads 1-0
Fayetteville: 1-0
Point Lookout: 0-0
Neutral: 0-0

| | | | | | |
|------------|----|----|--------|----|--------------|
| 12/11/1984 | AR | 85 | Ozarks | 58 | Fayetteville |
|------------|----|----|--------|----|--------------|

SETON HALL 1-0

Games: 1
Series Record: Arkansas leads 1-0
Fayetteville: 0-0
South Orange: 1-0
Neutral: 0-0

| | | | | | |
|------------|----|----|------------|----|---------------|
| 12/11/1985 | AR | 69 | Seton Hall | 60 | S. Orange, NJ |
|------------|----|----|------------|----|---------------|

SOUTH ALABAMA 2-0

Games: 1
Series Record: Arkansas leads 1-0
Fayetteville: 0-0
Pittsburgh: 0-0
Neutral: 1-0

| | | | | | |
|------------|--------|----|-------------|----|--------------|
| 11/28/1981 | AR | 78 | So. Alabama | 55 | Camden, Ark. |
| 11/20/1998 | #18 AR | 95 | So. Alabama | 38 | Fayetteville |

SOUTH CAROLINA 17-10

Games: 27
Series Record: Arkansas leads 17-19
Fayetteville: 10-3
Columbia: 5-7
Neutral: 2-0
SEC: 17-10
Collen at Arkansas: 3-4
(2007-08)

| | | | | | |
|-----------|--------|----|-----------|---------|--------------|
| 2/1/1992 | AR | 58 | SC | 51 | Fayetteville |
| 1/30/1993 | AR | 51 | SC | 76 | Columbia |
| 2/12/1994 | AR | 87 | SC | 77 | Fayetteville |
| 2/11/1995 | #20 AR | 63 | SC | 62 | Columbia |
| 3/3/1995 | #16 AR | 80 | SC | 70 | Chattanooga |
| 1/21/1996 | #20 AR | 66 | SC | 58 | Fayetteville |
| 1/18/1997 | #13 AR | 82 | SC | 71 | Columbia |
| 1/24/1998 | AR | 86 | SC | 67 | Fayetteville |
| 1/24/1999 | AR | 88 | SC | 80 | Columbia |
| 1/27/2000 | AR | 87 | SC | 79 | Fayetteville |
| 1/2/2001 | AR | 49 | SC | 66 | Columbia |
| 1/13/2002 | AR | 66 | #9 SC | 91 | Columbia |
| 1/27/2002 | AR | 74 | #7 SC | 46 | Fayetteville |
| 3/1/2002 | AR | 79 | #12 SC | 61 | Nashville |
| 1/12/2003 | #11 AR | 67 | #13 SC | 58 | Fayetteville |
| 2/16/2003 | #13 AR | 59 | #15 SC | 83 | Columbia |
| 1/18/2004 | AR | 66 | SC | 52 | Columbia |
| 1/23/2005 | AR | 61 | SC | 49 | Fayetteville |
| 1/29/2006 | AR | 52 | SC | 61 | Columbia |
| 2/8/2007 | AR | 69 | SC | 74 | Fayetteville |
| 2/3/2008 | AR | 50 | SC | 59 | Columbia |
| 2/12/2009 | AR | 58 | SC | 54 | Fayetteville |
| 2/14/2010 | AR | 72 | SC | 68 | Columbia |
| 2/6/2011 | AR | 62 | SC | 64 (OT) | Fayetteville |
| 2/9/2012 | AR | 68 | SC | 47 | Fayetteville |
| 2/27/2012 | AR | 47 | SC | 53 | Columbia |
| 1/27/2013 | AR | 40 | #14/18 SC | 43 | Fayetteville |

SOUTH CAROLINA STATE 1-0

Games: 1
Series Record: Arkansas leads 1-0
Fayetteville: 0-0
Orangeburg: 1-0
Neutral: 0-0

| | | | | | |
|-----------|----|----|----------|----|----------------|
| 1/28/1993 | AR | 73 | SC State | 59 | Orangeburg, SC |
|-----------|----|----|----------|----|----------------|

SOUTH FLORIDA 1-0

Games: 1
Series Record: Arkansas leads 1-0
Fayetteville: 0-0
Tampa: 0-0
Neutral: 1-0

| | | | | | |
|------------|----|----|-----|---------|----------------|
| 11/12/2011 | AR | 65 | USF | 61 (ot) | Daytona Beach, |
|------------|----|----|-----|---------|----------------|

SOUTHEASTERN OKLAHOMA 2-0

Games: 2
Series Record: Arkansas leads 2-0
Fayetteville: 1-0
Durant: 0-0
Neutral: 1-0

| | | | | | |
|------------|----|----|-------------|----|--------------|
| 11/17/1981 | AR | 64 | SE Oklahoma | 58 | Fayetteville |
| 12/17/1982 | AR | 71 | SE Oklahoma | 52 | Weatherford |

SOUTHERN METHODIST22-5

Games: 27
Series Record: Arkansas leads 22-5
Fayetteville: 9-2
University Park: 11-3
Neutral: 2-0

| | | | | | |
|------------|--------|----|-----|----|-------------------|
| 12/6/1980 | AR | 58 | SMU | 69 | Univ. Park, Texas |
| 1/31/1981 | AR | 66 | SMU | 61 | Houston, Texas |
| 1/6/1982 | AR | 76 | SMU | 59 | Fayetteville |
| 2/15/1983 | AR | 60 | SMU | 54 | Univ. Park, Texas |
| 1/30/1984 | AR | 79 | SMU | 59 | Fayetteville |
| 2/11/1984 | AR | 66 | SMU | 58 | Univ. Park, Texas |
| 1/5/1985 | AR | 80 | SMU | 64 | Univ. Park, Texas |
| 2/5/1985 | AR | 85 | SMU | 56 | Fayetteville |
| 1/2/1986 | AR | 90 | SMU | 78 | Fayetteville |
| 2/1/1986 | AR | 79 | SMU | 53 | Univ. Park, Texas |
| 3/4/1986 | AR | 82 | SMU | 75 | Dallas (SWC) |
| 1/26/1987 | AR | 94 | SMU | 71 | Fayetteville |
| 2/28/1987 | AR | 93 | SMU | 53 | Univ. Park, Texas |
| 1/13/1988 | AR | 69 | SMU | 68 | Univ. Park, Texas |
| 2/13/1988 | AR | 78 | SMU | 85 | Fayetteville |
| 1/14/1989 | AR | 74 | SMU | 84 | Fayetteville |
| 2/15/1989 | AR | 87 | SMU | 72 | Univ. Park, Texas |
| 1/17/1990 | AR | 84 | SMU | 52 | Univ. Park, Texas |
| 2/17/1990 | AR | 74 | SMU | 60 | Fayetteville |
| 1/15/1991 | #12 AR | 99 | SMU | 61 | Fayetteville |
| 2/19/1991 | #9 AR | 77 | SMU | 66 | Univ. Park, Texas |
| 12/21/1993 | AR | 81 | SMU | 89 | Univ. Park, Texas |
| 12/3/1994 | AR | 85 | SMU | 79 | Fayetteville |
| 1/18/2005 | AR | 73 | SMU | 63 | Univ. Park, Texas |
| 12/13/2006 | #25 AR | 70 | SMU | 58 | Univ. Park, Texas |
| 11/21/2008 | AR | 78 | SMU | 69 | Fayetteville |
| 11/18/2009 | AR | 71 | SMU | 76 | Univ. Park, Texas |

SOUTHEASTERN LOUISIANA1-0

Games: 1
Series Record: Arkansas leads 1-0
Fayetteville: 1-0
Hammond: 0-1
Neutral: 0-0

| | | | | | |
|------------|----|----|------|----|--------------|
| 12/10/2000 | AR | 97 | SELA | 40 | Fayetteville |
|------------|----|----|------|----|--------------|

SOUTHERN.....2-1

Games: 3
Series Record: Arkansas leads 2-1
Fayetteville: 2-0
Baton Rouge: 0-0
Neutral: 1-0

| | | | | | |
|------------|----|-----|----------|----|--------------|
| 2/10/1979 | AR | 52 | Southern | 63 | Houston |
| 1/23/1982 | AR | 85 | Southern | 64 | Fayetteville |
| 1/125/1986 | AR | 103 | Southern | 51 | Fayetteville |

SOUTHERN ILLINOIS0-1

Games: 1
Series Record: Arkansas trails 0-1
Fayetteville: 0-0
Carbondale: 0-0
Neutral: 0-1

| | | | | | |
|----------|----|----|--------------|----|---------------|
| 1/9/1981 | AR | 61 | So. Illinois | 68 | Wichita, Kan. |
|----------|----|----|--------------|----|---------------|

SOUTHERN ILLINOIS-EDWARDSVILLE3-0

Games: 3
Series Record: Arkansas leads 3-0
Fayetteville: 2-0
Edwardsville: 1-0
Neutral: 0-0

| | | | | | |
|-----------|----|----|------|----|--------------|
| 3/17/2011 | AR | 78 | SIUE | 61 | Fayetteville |
| 3/8/2012 | AR | 75 | SIUE | 37 | Edwardsville |
| 3/14/2013 | AR | 63 | SIUE | 41 | Fayetteville |

SOUTHERN UTAH2-0

Games: 2
Series Record: Arkansas leads 2-0
Fayetteville: 1-0
Cedar City: 0-0
Neutral: 1-0

| | | | | | |
|------------|--------|-----|----------|----|----------------|
| 11/30/1990 | #8 AR | 104 | So. Utah | 51 | Pullman, Wash. |
| 11/29/1996 | #20 AR | 94 | So. Utah | 61 | Fayetteville |

ST. BONAVENTURE1-0

Games: 1
Series Record: Arkansas leads 1-0
Fayetteville: 0-0
St. Bonaventure: 0-0
Neutral: 1-0

| | | | | | |
|------------|----|----|----------|----|---------------|
| 12/29/1998 | AR | 97 | St. Bon. | 67 | Missoula, Mt. |
|------------|----|----|----------|----|---------------|

ST. JOSEPH'S0-1

Games: 1
Series Record: Arkansas trails 0-1
Fayetteville: 0-0
Philadelphia: 0-0
Neutral: 0-1

| | | | | | |
|----------|--------|----|--------------|----|-------------|
| 1/3/1995 | #24 AR | 72 | St. Joseph's | 78 | Miami, Fla. |
|----------|--------|----|--------------|----|-------------|

ST. LOUIS.....3-0

Games: 3
Series Record: Arkansas leads 3-0
Fayetteville: 2-0
St. Louis: 1-0
Neutral: 0-0

| | | | | | |
|------------|--------|----|-----------|----|----------------|
| 12/18/1996 | #23 AR | 69 | St. Louis | 43 | Fayetteville |
| 12/30/2006 | #23 AR | 66 | St. Louis | 59 | St. Louis, Mo. |
| 12/15/2007 | AR | 74 | St. Louis | 59 | Fayetteville |

ST. MARY'S1-0

Games: 1
Series Record: Arkansas leads 1-0
Fayetteville: 1-0
Moraga: 0-0
Neutral: 0-0

| | | | | | |
|-----------|----|----|------------|----|--------------|
| 12/2/1994 | AR | 66 | St. Mary's | 48 | Fayetteville |
|-----------|----|----|------------|----|--------------|

STANFORD.....1-1

Games: 2
Series Record: Series tied 1-1
Fayetteville: 0-0
Palo Alto: 1-0
Neutral: 1-0
Postseason: 1-0 (NCAA)

| | | | | | |
|------------|--------|----|--------------|-----|------------------|
| 3/24/1990 | #22 AR | 87 | #2 Stanford | 114 | Palo Alto (NCAA) |
| 11/13/1998 | #18 AR | 76 | #19 Stanford | 71 | San Jose, Calif. |

STEPHEN F. AUSTIN8-3

Games: 11
Series Record: Arkansas leads 8-3
Fayetteville: 4-1
Nacogdoches: 2-2
Neutral: 2-0
Postseason: 1-0 (NCAA)

| | | | | | |
|------------|--------|----|--------------|----|-------------------|
| 12/21/1987 | AR | 59 | SFA | 93 | Fayetteville |
| 12/21/1988 | AR | 75 | #13 SFA | 93 | Nacodoches |
| 3/22/1990 | #22 AR | 87 | #6 SFA | 82 | Stanford (NCAA) |
| 11/24/1990 | #8 AR | 81 | SFA | 72 | Fayetteville |
| 11/24/1991 | #11 AR | 57 | #14 SFA | 83 | Nacodoches |
| 2/13/1996 | AR | 81 | #23 SFA | 60 | Fayetteville |
| 1/28/1997 | #20 AR | 85 | #18 SFA (OT) | 76 | Nacodoches |
| 11/23/2002 | #17 AR | 78 | SFA | 54 | Fayetteville |
| 12/28/2003 | AR | 79 | SFA | 61 | Nacodoches |
| 12/20/2006 | #24 AR | 75 | SFA | 54 | Hot Springs, Ark. |
| 12/6/2011 | AR | 61 | SFA | 46 | Fayetteville |

STETSON1-0

Games: 1
Series Record: Arkansas leads 1-0
Fayetteville: 1-0
Deland: 0-0
Neutral: 0-0

| | | | | | |
|------------|----|----|---------|----|--------------|
| 12/31/2008 | AR | 85 | Stetson | 44 | Fayetteville |
|------------|----|----|---------|----|--------------|

SOUTHWESTERN LOUISIANA.....1-0

Games: 1
Series Record: Arkansas leads 1-0
Fayetteville: 0-0
Lafayette: 1-0
Neutral: 0-0

| | | | | | |
|-----------|----|----|--------------|----|----------------|
| 1/15/1982 | AR | 90 | SW Louisiana | 59 | Lafayette, La. |
|-----------|----|----|--------------|----|----------------|

SW MO. STATE (MISSOURI STATE)19-6

Games: 25
Series Record: Arkansas leads 19-6
Fayetteville: 10-3
Springfield: 9-3
Neutral: 0-0
Postseason: 1-0 (WNIT)

| | | | | | |
|------------|--------|----|----------|----|--------------------|
| 1/29/1977 | AR | 56 | SMSU | 46 | Springfield |
| 2/7/1978 | AR | 66 | SMSU | 35 | Fayetteville |
| 2/1/1979 | AR | 58 | SMSU | 67 | Springfield |
| 1/29/1980 | AR | 68 | SMSU | 36 | Fayetteville |
| 3/2/1983 | AR | 76 | SMSU | 54 | Fayetteville |
| 12/6/1983 | AR | 78 | SMSU | 45 | Springfield |
| 12/8/1984 | AR | 76 | SMSU | 64 | Springfield |
| 11/26/1985 | AR | 94 | SMSU | 51 | Fayetteville |
| 12/18/1986 | AR | 78 | SMSU | 61 | Springfield |
| 12/19/1987 | AR | 85 | SMSU | 71 | Fayetteville |
| 12/17/1988 | AR | 88 | SMSU | 66 | Springfield |
| 11/29/1989 | AR | 87 | SMSU | 60 | Fayetteville |
| 12/12/1990 | #13 AR | 62 | SMSU | 55 | Springfield |
| 12/30/1991 | #25 AR | 52 | #24 SMSU | 67 | Fayetteville |
| 12/1/1992 | AR | 55 | #13 SMSU | 64 | Springfield |
| 12/29/1993 | AR | 66 | #23 SMSU | 63 | Fayetteville |
| 12/10/1994 | AR | 61 | #25 SMSU | 60 | Springfield |
| 12/10/1995 | #7 AR | 65 | SMSU | 58 | Fayetteville |
| 11/26/1996 | #20 AR | 75 | SMSU | 62 | Springfield |
| 12/7/1997 | #20 AR | 67 | SMSU | 79 | Fayetteville |
| 12/8/1998 | AR | 50 | SMSU | 70 | Fayetteville |
| 12/8/1999 | AR | 64 | SMSU | 58 | Fayetteville |
| 11/23/2001 | AR | 48 | SMSU | 64 | Springfield |
| 12/19/2002 | #10 AR | 64 | SMSU | 46 | Fayetteville |
| 3/20/2011 | AR | 65 | SMSU | 64 | Springfield (WNIT) |

TENNESSEE.....2-24

Games: 26
Series Record: Arkansas trails 2-26
Fayetteville: 1-12
Knoxville: 1-11
Neutral: 0-1
Postseason: 0-1 (NCAA Final Four)

SEC: 2-24

Colten at Arkansas: 1-6
(2007-08)

| | | | | | |
|------------|--------|----|-----------|---------|--------------------|
| 2/29/1992 | AR | 59 | #2 UT | 105 | Knoxville |
| 2/27/1993 | AR | 55 | #1 UT | 72 | Fayetteville |
| 1/2/1994 | AR | 67 | #1 UT | 89 | Knoxville |
| 2/7/1995 | #20 AR | 67 | #2 UT | 87 | Fayetteville |
| 1/17/1996 | AR | 66 | #4 UT | 78 | Knoxville |
| 12/29/1996 | #22 AR | 77 | #6 UT | 75 | Fayetteville |
| 1/1/1998 | AR | 58 | #1 UT | 88 | Knoxville |
| 3/27/1998 | AR | 58 | #1 UT | 86 | Kansas City (NCAA) |
| 12/17/1998 | AR | 62 | #2 UT | 82 | Fayetteville |
| 1/10/2000 | AR | 69 | #2 UT | 79 | Knoxville |
| 1/7/2001 | AR | 61 | #2 UT | 76 | Fayetteville |
| 2/7/2002 | AR | 65 | #3 UT | 93 | Knoxville |
| 1/30/2003 | #12 AR | 79 | #4 UT | 92 | Fayetteville |
| 1/8/2004 | AR | 44 | #5 UT | 83 | Knoxville |
| 2/26/2004 | AR | 71 | #2 UT | 93 | Fayetteville |
| 2/20/2005 | AR | 71 | #8 UT | 84 | Knoxville |
| 1/13/2005 | AR | 54 | #6 UT | 72 | Fayetteville |
| 2/5/2006 | AR | 37 | #5 UT | 77 | Knoxville |
| 2/22/2007 | AR | 68 | #2 UT | 75 (OT) | Fayetteville |
| 1/24/2008 | AR | 55 | #2 UT | 98 | Knoxville |
| 1/22/2009 | AR | 67 | #10 UT | 76 | Fayetteville |
| 2/4/2010 | AR | 57 | #5 UT | 74 | Knoxville |
| 1/30/2011 | AR | 53 | #5 UT | 72 | Fayetteville |
| 1/8/2012 | AR | 38 | #6/7 UT | 68 | Fayetteville |
| 2/23/2012 | AR | 72 | #6/7 UT | 71 (OT) | Knoxville |
| 2/24/2013 | AR | 54 | #11/10 UT | 60 | Fayetteville |

TENNESSEE-MARTIN 1-0

Games: 1
Series Record: Arkansas leads 1-0
Fayetteville: 1-0
Martin: 0-0
Neutral: 1-0

| | | | | | |
|-----------|----|----|-----------|----|--------------|
| 2/13/1981 | AR | 66 | UT-Martin | 46 | Fayetteville |
|-----------|----|----|-----------|----|--------------|

TENNESSEE STATE 2-0

Games: 2
Series Record: Arkansas leads 2-0
Fayetteville: 1-0
Nashville: 0-0
Neutral: 1-0

| | | | | | |
|------------|----|-----|-------------|----|--------------|
| 11/26/1988 | AR | 114 | Tenn. State | 42 | Auburn, Ala. |
| 11/23/2010 | AR | 71 | Tenn. State | 50 | Fayetteville |

TENNESSEE TECH 0-1

Games: 1
Series Record: Arkansas trails 0-1
Fayetteville: 0-0
Cookeville: 0-1
Neutral: 0-0

| | | | | | |
|------------|----|----|------------|----|-------------------|
| 11/27/1981 | AR | 75 | Tenn. Tech | 96 | Cookeville, Tenn. |
|------------|----|----|------------|----|-------------------|

TEXAS 3-21

Games: 24
Series Record: Arkansas trails 3-21
Fayetteville: 1-9
Austin: 2-7
Neutral: 0-5
Postseason: 0-1 (NCAA)

| | | | | | |
|-----------|--------|----|-----------|-----|---------------------|
| 1/29/1981 | AR | 61 | #14 Texas | 110 | Houston |
| 1/29/1982 | AR | 53 | #10 Texas | 68 | Coll. Station (SWC) |
| 2/21/1983 | AR | 67 | #3 Texas | 89 | Austin |
| 3/13/1983 | AR | 54 | #3 Texas | 80 | Austin (SWC) |
| 1/16/1984 | AR | 63 | #3 Texas | 89 | Austin |
| 2/18/1984 | AR | 70 | #1 Texas | 71 | Fayetteville |
| 1/12/1985 | AR | 60 | #3 Texas | 85 | Fayetteville |
| 2/12/1985 | AR | 71 | #1 Texas | 89 | Austin |
| 3/7/1985 | AR | 62 | #1 Texas | 104 | Fayetteville |
| 1/7/1986 | AR | 44 | #1 Texas | 75 | Fayetteville |
| 2/8/1986 | AR | 57 | #1 Texas | 75 | Fayetteville |
| 1/6/1987 | AR | 56 | #1 Texas | 59 | Fayetteville |
| 2/3/1987 | AR | 65 | #1 Texas | 91 | Austin |
| 3/7/1987 | AR | 70 | #1 Texas | 72 | Dallas (SWC) |
| 1/5/1988 | AR | 70 | #1 Texas | 89 | Fayetteville |
| 2/6/1988 | AR | 54 | #5 Texas | 84 | Austin |
| 1/7/1989 | AR | 67 | #4 Texas | 104 | Austin |
| 2/7/1989 | AR | 67 | #11 Texas | 87 | Fayetteville |
| 3/11/1989 | AR | 99 | #6 Texas | 101 | Dallas (SWC) |
| 1/24/1990 | AR | 75 | #1 Texas | 84 | Fayetteville |
| 2/23/1990 | #25 AR | 82 | #6 Texas | 77 | Austin |
| 1/8/1991 | #14 AR | 76 | #20 Texas | 61 | Fayetteville |
| 2/9/1991 | #11 AR | 73 | #15 Texas | 68 | Austin |
| 3/25/2003 | #24 AR | 50 | #5 Texas | 67 | Cincinnati (NCAA) |

TEXAS A&I 1-0

Games: 1
Series Record: Arkansas leads 1-0
Fayetteville: 0-0
Kingsville: 1-0
Neutral: 0-0

| | | | | | |
|------------|----|----|-----------|----|-------------------|
| 12/12/1979 | AR | 71 | Texas A&I | 54 | Kingsville, Texas |
|------------|----|----|-----------|----|-------------------|

TEXAS A&M 20-4

Games: 24
Series Record: Arkansas leads 20-4
Fayetteville: 10-1
College Station: 8-2
Neutral: 2-1
Postseason: 0-1 (NCAA)

| | | | | | |
|-----------|--------|----|-----------|----|----------------------|
| 1/30/1981 | AR | 80 | Texas A&M | 62 | Houston (SWC) |
| 2/12/1982 | AR | 70 | Texas A&M | 60 | College Station |
| 1/19/1983 | AR | 75 | Texas A&M | 57 | Fayetteville |
| 3/11/1983 | AR | 66 | Texas A&M | 57 | Austin (SWC) |
| 1/21/1984 | AR | 69 | Texas A&M | 63 | College Station |
| 2/6/1984 | AR | 83 | Texas A&M | 70 | Fayetteville |
| 3/6/1984 | AR | 75 | Texas A&M | 66 | Fayetteville (SWC) |
| 1/2/1985 | AR | 81 | Texas A&M | 67 | College Station |
| 2/2/1985 | AR | 75 | Texas A&M | 65 | Fayetteville |
| 1/28/1986 | AR | 74 | Texas A&M | 65 | College Station |
| 3/1/1986 | AR | 75 | Texas A&M | 67 | Fayetteville |
| 1/24/1987 | AR | 86 | Texas A&M | 69 | Fayetteville |
| 2/25/1987 | AR | 63 | Texas A&M | 57 | College Station |
| 1/16/1988 | AR | 56 | Texas A&M | 60 | College Station |
| 2/16/1988 | AR | 79 | Texas A&M | 69 | Fayetteville |
| 3/10/1988 | AR | 58 | Texas A&M | 59 | Dallas (SWC) |
| 1/17/1989 | AR | 91 | Texas A&M | 90 | Fayetteville |
| 2/18/1989 | AR | 74 | Texas A&M | 73 | College Station |
| 1/20/1990 | AR | 70 | Texas A&M | 64 | College Station |
| 2/20/1990 | #25 AR | 76 | Texas A&M | 63 | Fayetteville |
| 1/22/1991 | #11 AR | 90 | Texas A&M | 66 | Fayetteville |
| 2/24/1991 | #9 AR | 91 | Texas A&M | 68 | College Station |
| 3/19/2012 | AR | 59 | Texas A&M | 61 | Coll. Station (NCAA) |
| 1/6/2013 | AR | 51 | Texas A&M | 63 | Fayetteville |

TEXAS-ARLINGTON 6-0

Games: 6
Series Record: Arkansas leads 6-0
Fayetteville: 2-0
Arlington: 2-0
Neutral: 1-0

| | | | | | |
|------------|--------|----|-----|----|--------------|
| 12/22/1992 | AR | 70 | UTA | 43 | Fayetteville |
| 12/22/1993 | AR | 73 | UTA | 57 | Arlington |
| 11/23/1996 | #19 AR | 64 | UTA | 53 | Fayetteville |
| 11/25/2001 | AR | 79 | UTA | 48 | NLR, Ark. |
| 12/1/2010 | AR | 57 | UTA | 54 | Arlington |
| 11/16/2011 | AR | 57 | UTA | 34 | Fayetteville |

TEXAS-CHRISTIAN 20-3

Games: 23
Series Record: Arkansas leads 20-3
Fayetteville: 12-0
Ft. Worth: 8-3
Neutral: 0-0

| | | | | | |
|------------|--------|-----|--------------|----|--------------|
| 1/11/1983 | AR | 105 | TCU | 44 | Fayetteville |
| 1/14/1984 | AR | 55 | TCU | 48 | Ft. Worth |
| 2/22/1984 | AR | 83 | TCU | 67 | Fayetteville |
| 1/8/1985 | AR | 74 | TCU | 54 | Fayetteville |
| 2/9/1985 | AR | 92 | TCU | 69 | Ft. Worth |
| 1/4/1986 | AR | 94 | TCU | 61 | Ft. Worth |
| 2/4/1986 | AR | 109 | TCU | 59 | Fayetteville |
| 1/3/1987 | AR | 94 | TCU | 55 | Fayetteville |
| 1/31/1987 | AR | 76 | TCU | 53 | Ft. Worth |
| 1/9/1988 | AR | 87 | TCU | 75 | Fayetteville |
| 2/9/1988 | AR | 69 | TCU | 73 | Ft. Worth |
| 1/10/1989 | AR | 83 | TCU | 69 | Ft. Worth |
| 2/11/1989 | AR | 77 | TCU | 70 | Fayetteville |
| 1/13/1990 | AR | 86 | TCU | 65 | Fayetteville |
| 2/13/1990 | AR | 85 | TCU | 65 | Ft. Worth |
| 1/16/1991 | #12 AR | 95 | TCU | 62 | Ft. Worth |
| 2/16/1991 | #9 AR | 82 | TCU | 46 | Fayetteville |
| 2/1/1995 | #23 AR | 105 | TCU | 64 | Fayetteville |
| 12/21/1995 | #8 AR | 83 | TCU | 52 | Ft. Worth |
| 12/30/2000 | AR | 81 | TCU | 65 | Fayetteville |
| 12/29/2001 | AR | 58 | TCU | 60 | Ft. Worth |
| 11/25/2002 | #17 AR | 76 | TCU | 66 | Fayetteville |
| 12/6/2003 | AR | 62 | #21 TCU (OT) | 67 | Ft. Worth |

TEXAS-EL PASO 2-0

Games: 2
Series Record: Arkansas leads 2-0
Fayetteville: 1-0
El Paso: 1-0
Neutral: 0-0

| | | | | | |
|------------|----|----|------|----|--------------|
| 11/25/1989 | AR | 87 | UTEP | 61 | Fayetteville |
| 11/27/2010 | AR | 59 | UTEP | 56 | El Paso |

TEXAS-PAN AMERICAN 2-0

Games: 2
Series Record: Arkansas leads 2-0
Fayetteville: 2-0
Pan American: 0-0
Neutral: 0-0

| | | | | | |
|------------|----|----|----------|----|--------------|
| 2/15/1994 | AR | 94 | Texas-PA | 59 | Fayetteville |
| 12/18/2005 | AR | 74 | Texas-PA | 44 | Fayetteville |

TEXAS-SAN ANTONIO 3-1

Games: 4
Series Record: Arkansas leads 3-1
Fayetteville: 1-0
San Antonio: 1-0
Neutral: 1-1

| | | | | | |
|------------|----|----|------|----|-------------------|
| 12/12/1987 | AR | 84 | UTSA | 73 | Fayetteville |
| 12/3/1988 | AR | 75 | UTSA | 57 | Nacogdoches |
| 1/9/1989 | AR | 97 | UTSA | 77 | San Antonio |
| 12/20/2009 | AR | 55 | UTSA | 71 | Hot Springs, Ark. |

TEXAS SOUTHERN 5-1

Games: 6
Series Record: Arkansas leads 5-1
Fayetteville: 5-0
Houston: 0-0
Neutral: 0-1

| | | | | | |
|------------|-------|----|-----------|----|-------------------|
| 12/8/1979 | AR | 47 | Texas So. | 70 | Kingsville, Texas |
| 2/19/1982 | AR | 65 | Texas So. | 56 | Fayetteville |
| 11/27/1995 | #9 AR | 98 | Texas So. | 35 | Fayetteville |
| 12/3/2006 | AR | 90 | Texas So. | 50 | Fayetteville |
| 12/21/2011 | AR | 86 | Texas So. | 41 | Fayetteville |
| 11/29/2013 | AR | 72 | Texas So. | 50 | Fayetteville |

TEXAS TECH 17-9

Games: 26
Series Record: Arkansas leads 17-9
Fayetteville: 10-0
Lubbock: 4-5
Neutral: 3-4

| | | | | | |
|-----------|--------|----|----------------|----|----------------------|
| 3/6/1980 | AR | 46 | Texas Tech | 74 | Baton Rouge (SWIAAW) |
| 1/27/1982 | AR | 70 | Texas Tech | 55 | Coll. Station (SWC) |
| 2/24/1983 | AR | 74 | Texas Tech | 67 | Fayetteville |
| 1/19/1984 | AR | 64 | Texas Tech | 61 | Fayetteville |
| 2/13/1984 | AR | 62 | Texas Tech | 71 | Lubbock |
| 3/8/1984 | AR | 43 | Texas Tech | 56 | Houston (SWC) |
| 1/15/1985 | AR | 74 | #16 Texas Tech | 78 | Lubbock |
| 2/16/1985 | AR | 65 | #16 Texas Tech | 55 | Fayetteville |
| 1/11/1986 | AR | 62 | #24 Texas Tech | 60 | Fayetteville |
| 2/11/1986 | AR | 60 | Texas Tech | 73 | Lubbock |
| 3/5/1986 | AR | 48 | Texas Tech | 58 | Dallas (SWC) |
| 1/10/1987 | AR | 53 | Texas Tech | 51 | Lubbock |
| 2/7/1987 | AR | 69 | TX Tech (OT) | 65 | Fayetteville |
| 2/2/1988 | AR | 80 | Texas Tech | 67 | Fayetteville |
| 3/5/1988 | AR | 70 | Texas Tech | 82 | Lubbock |
| 1/3/1989 | AR | 75 | Texas Tech | 64 | Fayetteville |
| 2/4/1989 | AR | 74 | Texas Tech | 65 | Lubbock |
| 3/8/1989 | AR | 79 | Texas Tech | 72 | Dallas (SWC) |
| 1/6/1990 | AR | 76 | TX Tech (OT) | 74 | Lubbock |
| 2/6/1990 | AR | 62 | Texas Tech | 55 | Fayetteville |
| 3/7/1990 | #19 AR | 60 | Texas Tech | 69 | Dallas (SWC) |
| 1/12/1991 | #14 AR | 64 | Texas Tech | 62 | Lubbock |
| 2/12/1991 | #9 AR | 82 | Texas Tech | 70 | Fayetteville |
| 3/9/1991 | #8 AR | 60 | Texas Tech | 51 | Dallas (SWC) |
| 1/5/2008 | #25 AR | 80 | Texas Tech | 57 | Fayetteville |
| 1/3/2009 | AR | 60 | Texas Tech | 75 | Lubbock |

TEXAS WOMAN'S0-1

Games: 1
Series Record: Arkansas trails 0-1
Fayetteville: 0-0
Durant: 0-0
Neutral: 1-0

| | | | | | |
|----------|----|----|-----|----|---------------|
| 2/9/1980 | AR | 58 | TWU | 67 | Denton, Texas |
|----------|----|----|-----|----|---------------|

TULANE3-1

Games: 4
Series Record: Arkansas leads 3-1
Fayetteville: 1-1
New Orleans: 1-0
Neutral: 1-0
Postseason: 0-1 (WNIT)

| | | | | | |
|------------|--------|----|--------|----|----------------|
| 1/12/1980 | AR | 66 | Tulane | 65 | New Orleans |
| 1/19/1984 | AR | 71 | Tulane | 59 | Fayetteville |
| 12/28/1994 | #24 AR | 83 | Tulane | 79 | Kenner, La. |
| 3/24/2013 | AR | 48 | Tulane | 60 | F'ville (WNIT) |

TULSA17-2

Games: 19
Series Record: Arkansas leads 17-2
Fayetteville: 8-1
Tulsa: 9-1
Neutral: 0-0
Postseason: 1-0 (WNIT)

| | | | | | |
|------------|--------|-----|-------|---------|---------------------|
| 1/15/1977 | AR | 47 | Tulsa | 55 | Tulsa |
| 2/26/1977 | AR | 59 | Tulsa | 48 | Fayetteville |
| 1/122/1977 | AR | 68 | Tulsa | 50 | Tulsa |
| 1/26/1978 | AR | 69 | Tulsa | 49 | Fayetteville |
| 1/121/1978 | AR | 79 | Tulsa | 76 | Tulsa |
| 1/16/1979 | AR | 66 | Tulsa | 47 | Fayetteville |
| 2/3/1981 | AR | 88 | Tulsa | 67 | Fayetteville |
| 1/123/1981 | AR | 76 | Tulsa | 60 | Tulsa |
| 1/17/1985 | AR | 88 | Tulsa | 54 | Fayetteville |
| 2/22/1986 | AR | 62 | Tulsa | 49 | Tulsa |
| 12/30/1999 | AR | 80 | Tulsa | 62 | Tulsa |
| 1/5/2001 | AR | 101 | Tulsa | 60 | Fayetteville |
| 12/5/2001 | AR | 55 | Tulsa | 52 | Tulsa |
| 12/9/2002 | #13 AR | 66 | Tulsa | 49 | Fayetteville |
| 12/9/2003 | AR | 64 | Tulsa | 43 | Tulsa |
| 12/1/2005 | AR | 64 | Tulsa | 66 | Fayetteville |
| 12/16/2006 | #25 AR | 78 | Tulsa | 67 | Tulsa |
| 1/120/2007 | AR | 69 | Tulsa | 52 | Fayetteville (NWIT) |
| 1/115/2012 | AR | 64 | Tulsa | 56 (OT) | Tulsa |

UCLA1-0

Games: 1
Series Record: Arkansas leads 1-0
Fayetteville: 1-0
Los Angeles: 0-0
Neutral: 0-0
Postseason: 1-0 (NCAA)

| | | | | | |
|-----------|--------|----|-----------|----|---------------------|
| 3/14/1990 | #22 AR | 90 | UCLA (OT) | 80 | Fayetteville (NCAA) |
|-----------|--------|----|-----------|----|---------------------|

UM-KANSAS CITY6-0

Games: 6
Series Record: Arkansas leads 6-0
Fayetteville: 4-0
Kansas City: 2-0
Neutral: 0-0

| | | | | | |
|------------|--------|-----|-------------|----|--------------|
| 1/25/1985 | AR | 79 | UMKC | 47 | Fayetteville |
| 2/23/1988 | AR | 102 | UMKC | 85 | Fayetteville |
| 2/25/1989 | AR | 46 | Missouri-KC | 42 | Kansas City |
| 1/130/1991 | #18 AR | 73 | Missouri-KC | 61 | Fayetteville |
| 1/25/2005 | AR | 69 | UMKC | 46 | Kansas City |
| 12/4/2005 | AR | 84 | UMKC | 57 | Fayetteville |

UNC-WILMINGTON1-0

Games: 1
Series Record: Arkansas leads 1-0
Fayetteville: 0-0
Wilmington: 0-0
Neutral: 1-0

| | | | | | |
|------------|----|----|-------|----|-----------------|
| 11/26/1999 | AR | 88 | UNC-W | 77 | Princeton, N.J. |
|------------|----|----|-------|----|-----------------|

UTAH2-1

Games: 3
Series Record: Arkansas leads 2-1
Fayetteville: 1-0
Salt Lake City: 1-0
Neutral: 0-1

| | | | | | |
|------------|--------|----|------|----|------------------|
| 12/21/1997 | #24 AR | 64 | Utah | 73 | Ft. Worth, Texas |
| 12/4/2010 | AR | 65 | Utah | 54 | Salt Lake City |
| 12/20/2011 | AR | 57 | Utah | 56 | Fayetteville |

VALPARAISO1-0

Games: 1
Series Record: Arkansas leads 1-0
Fayetteville: 0-0
Valparaiso: 1-0
Neutral: 0-0

| | | | | | |
|------------|--------|----|------------|----|------------------|
| 12/28/1997 | #25 AR | 77 | Valpo (OT) | 69 | Valparaiso, Ind. |
|------------|--------|----|------------|----|------------------|

VANDERBILT6-21

Games: 27
Series Record: Arkansas trails 6-21
Fayetteville: 5-7
Nashville: 1-13
Neutral: 0-1
SEC: 6-21
Collen at Arkansas: 1-6 (2007-08)

| | | | | | |
|-----------|--------|----|-------------|----|--------------|
| 2/8/1992 | AR | 75 | #13 VU | 79 | Nashville |
| 2/6/1993 | AR | 59 | #6 VU | 80 | Fayetteville |
| 2/20/1994 | #18 AR | 58 | #14 VU | 67 | Nashville |
| 2/19/1995 | AR | 73 | #8 VU (OT) | 71 | Fayetteville |
| 1/14/1996 | #14 AR | 60 | #2 VU | 65 | Fayetteville |
| 1/12/1997 | #8 AR | 68 | #10 VU | 77 | Nashville |
| 1/18/1998 | AR | 80 | #6 VU (OT) | 85 | Fayetteville |
| 1/17/1999 | AR | 57 | VU | 73 | Nashville |
| 1/23/2000 | AR | 61 | VU | 52 | Fayetteville |
| 1/21/2001 | AR | 68 | #15 VU | 64 | Nashville |
| 1/31/2002 | AR | 67 | #8 VU | 57 | Fayetteville |
| 3/2/2002 | AR | 78 | #6 VU | 81 | Nashville |
| 1/23/2003 | #8 AR | 59 | #18 VU | 76 | Nashville |
| 1/29/2004 | AR | 69 | #24 VU | 74 | Fayetteville |
| 2/17/2005 | AR | 43 | #22 VU | 78 | Nashville |
| 3/4/2005 | AR | 60 | VU | 79 | Nashville |
| 1/8/2006 | AR | 52 | #20 VU (OT) | 51 | Fayetteville |
| 2/9/2006 | AR | 59 | #22 VU | 64 | Nashville |
| 1/4/2007 | #20 AR | 61 | #11 VU | 98 | Nashville |
| 1/28/2007 | AR | 34 | #15 VU | 61 | Fayetteville |
| 2/21/2008 | AR | 50 | #25 VU | 63 | Fayetteville |
| 1/29/2009 | AR | 61 | #20 VU (OT) | 72 | Nashville |
| 1/31/2010 | AR | 61 | VU | 67 | Fayetteville |
| 3/4/2010 | AR | 64 | VU (OT) | 65 | Duluth |
| 1/20/2011 | #23 AR | 54 | VU | 65 | Nashville |
| 1/19/2012 | AR | 69 | #35/33 VU | 47 | Fayetteville |
| 1/13/2013 | AR | 58 | VU | 78 | Nashville |

VIRGINIA COMMONWEALTH1-0

Games: 1
Series Record: Arkansas leads 1-0
Fayetteville: 0-0
Richmond: 0-0
Neutral: 1-0

| | | | | | |
|------------|----|----|-----|----|-------------------|
| 12/21/2009 | AR | 68 | VCU | 58 | Hot Springs, Ark. |
|------------|----|----|-----|----|-------------------|

WASHINGTON STATE2-0

Games: 2
Series Record: Arkansas leads 2-0
Fayetteville: 1-0
Pullman: 1-0
Neutral: 0-0

| | | | | | |
|------------|-------|----|-----------|----|--------------|
| 12/11/1990 | #8 AR | 68 | Wash. St. | 48 | Pullman |
| 12/31/1992 | AR | 84 | Wash. St. | 62 | Fayetteville |

WASHINGTON1-1

Games: 2
Series Record: Series tied 1-1
Fayetteville: 1-0
Spokane: 0-1
Neutral: 0-0

| | | | | | |
|-----------|--------|----|------------|----|--------------|
| 2/28/1982 | AR | 75 | Wash. (OT) | 70 | Fayetteville |
| 3/18/1995 | #15 AR | 50 | #14 Wash. | 54 | Spokane |

WAYLAND BAPTIST0-1

Games: 1

Series Record: Arkansas trails 0-1
Fayetteville: 0-0
Plainview: 0-0
Neutral: 0-1
Postseason: 0-1 (SWAIAW)

| | | | | | |
|-----------|----|----|-------------|----|------------------|
| 3/12/1982 | AR | 57 | Wayland Bap | 61 | Lubbock (SWAIAW) |
|-----------|----|----|-------------|----|------------------|

WEST VIRGINIA0-1

Games: 1
Series Record: Arkansas trails 0-1
Fayetteville: 0-0
Morgantown: 0-1
Neutral: 0-0

| | | | | | |
|-----------|----|----|---------------|----|------------|
| 1/26/1992 | AR | 60 | West Virginia | 81 | Morgantown |
|-----------|----|----|---------------|----|------------|

WESTERN ILLINOIS2-0

Games: 2
Series Record: Arkansas leads 2-0
Fayetteville: 2-0
Macomb: 0-0
Neutral: 0-0

| | | | | | |
|------------|--------|-----|-------------|----|--------------|
| 12/22/1996 | #23 AR | 100 | W. Illinois | 49 | Fayetteville |
| 12/29/2008 | AR | 70 | W. Illinois | 53 | Fayetteville |

WESTERN KENTUCKY4-2

Games: 6
Series Record: Arkansas leads 4-2
Fayetteville: 2-0
Bowling Green: 1-2
Neutral: 1-0

| | | | | | |
|------------|--------|----|-------------|----|---------------|
| 11/29/1986 | AR | 76 | W. Kentucky | 86 | Bowling Green |
| 12/28/2002 | #10 AR | 71 | W. Kentucky | 61 | Fayetteville |
| 12/3/2003 | AR | 67 | W. Kentucky | 65 | Bowling Green |
| 11/28/2004 | AR | 83 | W. Kentucky | 79 | Fayetteville |
| 12/6/2005 | AR | 73 | W. Kentucky | 89 | Bowling Green |
| 11/27/2009 | AR | 69 | W. Kentucky | 51 | Cancun, Mex. |

WESTERN MICHIGAN1-0

Games: 1
Series Record: Arkansas leads 1-0
Fayetteville: 1-0
Kalamazoo: 0-0
Neutral: 0-0

| | | | | | |
|-----------|----|----|---------------|----|--------------|
| 12/9/2001 | AR | 73 | W. Mich. (OT) | 69 | Fayetteville |
|-----------|----|----|---------------|----|--------------|

WICHITA STATE7-1

Games: 8
Series Record: Arkansas leads 7-0
Fayetteville: 5-0
Wichita: 2-1
Neutral: 0-0
Postseason: 1-0 (WNIT)

| | | | | | |
|------------|--------|----|-------------|----|---------------------|
| 1/8/1981 | AR | 47 | Wichita St. | 68 | Wichita |
| 2/20/1982 | AR | 82 | Wichita St. | 72 | Fayetteville |
| 12/2/1995 | #9 AR | 70 | Wichita St. | 67 | Wichita |
| 11/26/1997 | #24 AR | 73 | Wichita St. | 53 | Fayetteville |
| 3/15/2000 | AR | 83 | Wichita St. | 63 | Fayetteville (WNIT) |
| 11/21/2003 | AR | 81 | Wichita St. | 72 | Wichita |
| 12/3/2004 | AR | 78 | Wichita St. | 55 | Fayetteville |
| 11/20/2006 | AR | 80 | Wichita St. | 70 | Fayetteville |

WISCONSIN1-0

Games: 1
Series Record: Arkansas leads 1-0
Fayetteville: 1-0
Madison: 0-0
Neutral: 0-0
Postseason: 1-0 (WNIT)

| | | | | | |
|-----------|----|----|-----------|----|---------------------|
| 3/23/1999 | AR | 67 | Wisconsin | 64 | Fayetteville (WNIT) |
|-----------|----|----|-----------|----|---------------------|

WOFFORD1-0

Games: 1
Series Record: Arkansas leads 1-0
Fayetteville: 1-1
Spartanburg: 0-0
Neutral: 0-0

| | | | | | |
|-----------|--------|----|---------|----|--------------|
| 2/10/1997 | #21 AR | 76 | Wofford | 39 | Fayetteville |
|-----------|--------|----|---------|----|--------------|

ARKANSAS' RECORD IN

| | |
|-----------------------|---------|
| Openers | 29-8 |
| Home Openers | 36-1 |
| Road Openers | 22-15 |
| Senior Nights | 22-15 |
| SWC Games | 104-32 |
| SEC Games | 112-183 |
| SEC Openers | 4-18 |
| SEC Road Opener | 1-21 |
| SEC Home Opener | 7-15 |
| TV/Cable Games | 106-95 |

IN TOURNAMENTS HELD

| | |
|------------------------|-------|
| Pre-Season | 7-4 |
| Post-Season | 50-40 |
| In-Season | 88-60 |
| At UA | 26-0 |
| Road Tournaments | 64-61 |
| Final Day | 25-20 |
| As Consolation | 9-6 |
| As Finalist | 13-14 |
| SWC Classic | 9-8 |
| SEC Tournament | 10-22 |
| AIAW | 2-3 |
| NWIT | 4-2 |
| NCAA | 13-10 |
| WNIT | 14-5 |

ARKANSAS' RECORD WHEN

| | |
|----------------------------|---------|
| At Home | 372-117 |
| In Bud Walton Arena | 213-82 |
| In Barnhill Arena | 159-35 |
| On the Road | 197-239 |
| At Neutral Sites | 106-69 |
| All Conference Games | 223-212 |
| In 36 Years | 672-424 |

BY THE MONTHS

| | |
|-------------------|---------|
| In November | 122-30 |
| In December | 168-61 |
| In January | 170-141 |
| In February | 153-141 |
| In March | 61-55 |

BY THE DAYS

| | |
|------------------|-------|
| On Monday | 40-22 |
| On Tuesday | 89-42 |

| | |
|--------------------|--------|
| On Wednesday | 81-21 |
| On Thursday | 99-104 |
| On Friday | 87-45 |
| On Saturday | 176-89 |
| On Sunday | 103-96 |

ARKANSAS ON

| | |
|--|-------|
| Mexican Revolution Day (Nov. 20) | 5-1 |
| Thanksgiving (4th Thurs. of Nov.) | 1-1 |
| Thanksgiving Friday | 20-7 |
| Finnish Independence Day (Dec. 6) | 7-5 |
| Pearl Harbor Day (Dec. 7) | 4-5 |
| Christmas Eve (Dec. 24) | 0-0 |
| New Year's Eve (Dec. 31) | 3-0 |
| New Year's Day (Jan. 1) | 0-2 |
| Epiphany (Jan. 6) | 6-6 |
| Martin Luther King Day (Trad. Jan. 15) | 4-2 |
| Australia Day (Jan. 26) | 6-4 |
| Super Bowl Sundays (varies) | 4-12 |
| Ground Hog Day (Feb. 2) | 8-2-1 |
| New Zealand Day (Feb. 6) | 3-4 |
| Lincoln's Birthday (Feb. 12) | 4-2 |
| Valentine's Day (Feb. 14) | 4-4 |
| Washington's Birthday (Feb. 22) | 5-3 |
| Leap Day (Feb. 29) | 0-2 |
| The Ides of March (March 15) | 3-1 |
| St. Patrick's Day (March 17) | 5-1 |
| Any Friday the 13th | 2-0 |
| Pink Games (home only) | 3-3 |

IN CLOSE GAMES

| | |
|-------------------------------------|-------|
| In one-point games | 27-16 |
| In two-point games | 42-29 |
| Within one bucket (3 or less) | 64-54 |
| In overtime | 22-21 |

RAZORBACKS IN OT

| | |
|---------|--|
| 2012-13 | Arkansas 64, Tulsa 56 (OT UA 12-4) |
| | Ky 80, Arkansas 74 (OT KY 16-10) |
| | 30T-Arkansas 91, Ala. 80 (OT1 10-10; 20T 8-8; 30T UA 15-4) |
| 2011-12 | Arkansas 55, No. 13 FSU 52 (OT UA 9-5) |
| | 20T-Arkansas 72, Florida 71 (OT1, UA 7-7; OT2 UA 4-3) |
| | Arkansas 72, #9 Tennessee 71 (OT UA 10-9) |

| | |
|-----------|---|
| 2010-11 | #24 Georgia, 57, Arkansas 54 (OT GA, UA 10-7) |
| | SC 64, Arkansas 62 (OT SC, UA 9-7) |
| 2009-10 | #18 OU 87, Arkansas 86 (OT OU, UA 8-7) |
| | Arkansas 66, Ala. 62 (OT UA, AL 11-7) |
| | Vanderbilt 65, Arkansas 64 (OT VU 8, UA 7) |
| 2008-09 | #20 Vandy, 72, Arkansas 61 (OT, VU 13-2) |
| | Arkansas 61, Okla. State 60 (OT, UA 8-7) |
| 2006-07 | Tennessee 75, Arkansas 68 (OT, UT 13-6) |
| | Ole Miss 90, Arkansas 87 (2 OT) |
| | (1st OT, 8-8; 2nd OT, UM 18-15) |
| 2005-06 | Arkansas. 51, Vandy 51 (OT, UA 6-5) |
| 2003-04 | TCU 67, Arkansas. 62 (OT, TCU 14-9) |
| 2002-03 | Duke 74, Arkansas. 72 (OT, DU 13-11) |
| 2001-02 | Arkansas 73, Western Mich. 69 (OT, UA 8-4) |
| | Miss. St. 85, Arkansas. 82 (OT, MSU 7-4) |
| 1999-2000 | Arkansas. 89, Missouri 88 (OT, UA 12-11) |
| 1998-99 | Arkansas 97, Okla. 93 (OT, UA 14-10) |
| | Arkansas. 74, Kentucky 69 (OT, UA 11-6) |
| 1997-98 | Georgia 86, Arkansas 81 (OT, UG 13-8) |
| | Vandy 85, Arkansas 80 (OT, VU 15-10) |
| | Arkansas 102, Bama 92 (OT, UA 18-6) |
| | Arkansas 77, Valparaiso 69 (OT, UA 17-9) |
| 1996-97 | Florida 79, Arkansas 66 (OT, UF 15-2) |
| | Arkansas. 85, SF Austin 76 (OT, UA 19-10) |
| 1995-96 | Arkansas 84, NW St. 83 (2 OT) |
| | (1st OT, 13-13; 2nd OT, UA 10-9) |
| | Bama 92, Arkansas 85 (OT, Ala. 14-7) |
| | Arkansas 73, Auburn 72 (OT, UA 8-7) |
| 1994-95 | Arkansas 73, Vandy 71 (OT, UA 8-6) |
| 1993-94 | OSU 93, Arkansas 90 (OT, OSU 9-6) |
| 1991-92 | |

| | |
|-------------------------------------|---|
| Kent. 75, Arkansas 74 (OT, UK 10-9) | |
| 1990-91 | Arkansas 83, Houston 77 (OT, UA 11-5) |
| 1989-90 | Arkansas 90, UCLA 80 (OT, UA 15-5) |
| | Arkansas. 76, Texas Tech 74 (OT, UA 11-9) |
| 1987-88 | Houston 97, Arkansas 89 (OT, UH 13-5) |
| 1986-87 | Arkansas. 69, TX Tech 65 (OT, UA 8-4) |
| | Houston 78, Arkansas 76 (OT, UH 7-5) |
| 1981-82 | Arkansas 75, Wash. 70 (OT, UA 14-9) |
| 1979-80 | Phillips 77, Arkansas 73 (No record of OT scores) |
| | Arkansas. 60, Pittsburg St. 59 (OT, UA 5-4) |

OVERTIME BESTS

| |
|--|
| Most OT Games in a Season: 4, 1997-98 |
| Most OT Periods in a Season: 4, 95-96 & 97-98 |
| Most Points: 18, vs. Alabama (1/11/98) |
| Fewest Points: 2, vs. Fla. (2/2/97); at VU (1/29/09) |
| Most Points Allowed: 18, vs Ole Miss (2nd OT) (2/4/07) |
| Fewest Points Allowed: 4, vs. Tex. Tech (2/7/87); 3 vs. Florida (2 OT) (1/29/12) |

THE LAST TIME . . .

| |
|---|
| UA scored 110+ : 110, vs. Providence (11/16/98) |
| UA scored 100+ : 101, vs. Tulsa (1/5/01) |
| UA scored -50: 48, vs. Tulane (3-24-13) |
| Opp. scored 100+ : 100, vs. UConn (11/13/98) |
| Opp. scored -50: 41, vs. LSU (3-2-12) |
| Opp. scored -40: 34, at Georgia (2-21-13) |
| UA won in OT: 2/10/13, at Alabama |
| UA played in OT: 2/10/13 (UA 91, ALA 80) |
| UA shot 60%+ : 71.4% at Kansas (3/26/09) |
| UA shot -30%: 28.6%, vs. Tulane (3/24/13) |
| Opp. shot 60%+ : 61.7% at Vanderbilt (1/4/07) |
| Opp. shot -30%: 28.0%, vs. Missouri (2/17/13) |
| UA had 55+ reb.: 64 vs. Morgan State (12/19/11) |
| UA had -30 reb.: 24, Florida (3/7/13; SEC) |
| UA had 10+ 3pt: 12, vs. Ole Miss (3/3/13) |

TOP ARKANSAS WINS

30 or more points

| | |
|----|-----------------------------------|
| 79 | UA 108, Bartlesville 29 (1976-77) |
|----|-----------------------------------|

Top neutral

| | |
|----|------------------------------------|
| 72 | UA 114, Tennessee St. 42 (1988-89) |
| 68 | UA 97, Cottey College 29 (1977-78) |
| 65 | UA 98, Texas Southern 35 (1995-96) |

Top conference

| | |
|----|---------------------------------------|
| 61 | UA 105, TCU 44 (1982-83) |
| 57 | UA 97, Southeastern La. 40 (2000-01) |
| | UA 95, S. Alabama 38 (1998-99) |
| 54 | UA 102, Murray St. 48 (1990-91) |
| 53 | UA 104, Southern Utah 51 (1990-91) |
| | UA 84, Alabama State 31 (1991-92) |
| 52 | UA 99, La.-Monroe 47 (2001-02) |
| | UA 103, Southern 51 (1986-87) |
| 51 | UA 110, Providence 59 (1998-99) |
| | UA 100, Western Illinois 49 (1996-97) |

Last 50+

| | |
|----|---|
| 57 | UA 99, Mississippi Valley State 42 (12/19/12) |
| 50 | UA 90, Texas Southern 40 (2006-07) |
| | UA 109, TCU 59 (1985-86) |

Top road

| | |
|----|-----------------------------------|
| 49 | UA 68, Bartlesville 19 (1976-77) |
| 49 | UA 115, Oral Roberts 66 (1986-87) |
| 48 | UA 85, Montana State 37 (2002-03) |
| | UA 98, Baylor 50 (1988-89) |
| 47 | UA 88, Evangel 41 (1981-82) |

Last 40+ game

| | |
|----|---|
| 46 | UA 99, Memphis 53 (2005-06) |
| | UA 83, Miss Valley 37 (2001-02) |
| 45 | UA 108, Baylor 63 (1990-91) |
| | UA 86, Texas Southern 41 (2011-12) |
| 44 | UA 102, North Texas (1992-93) |
| | UA 112, Detroit 62 (1989-90) |
| | UA 113, Oral Roberts 69 (1988-89) |
| 43 | UA 82, Jackson State 39 (1992-93) |
| | UA 93, Mississippi Valley 50 (1989-90) |
| | UA 94, SW Missouri 51 (1985-86) |
| 42 | UA 87, Princeton 45 (1999-2000) |
| 41 | UA 93, Ole Miss 52 (3/3/13) |
| | UA 88, Furman 47 (2010-12) |
| | UA 101, Tulsa 60 (2000-01) |
| | UA 105, TCU 64 (1994-95) |
| 40 | UA 93, SMU 53 (1986-87) |
| 39 | UA 80, Northwestern State 41 (12/21/12) |
| | UA 97, Jackson State 58 (11/9/13) |
| | UA 77, ULM 38 (2008-09) |
| | UA 84, Florida 45 (2002-03) Top SEC margin |
| | UA 87, Harvard 48 (2000-01) |
| | UA 94, TCU 55 (1986-87) |
| | UA 90, Oklahoma State 51 (1985-86) |
| | UA 96, Grambling State 57 (1984-85) |
| 38 | UA 75, SIUE 37 (2011-12) |
| | UA 77, Lipscomb 39 (2006-07) |
| | UA 84, UNO 46 (2005-06) |
| | UA 99, SMU 61 (1990-91) |
| | UA 81, Baylor 43 (1989-90) |
| 37 | UA 78, Hampton 41 (2002-03) |
| | UA 85, Memphis 48 (2001-02) |
| | UA 85, La.-Monroe 48 (1999-2000) |
| | UA 76, Wofford 39 (1996-97) |
| | UA 105, Northwestern 68 (1990-91) |
| 36 | UA 96, Oral Roberts 60 (1992-93) |

| |
|-----------------------------|
| UA 82, TCU 46 (1990-91) |
| UA 109, Rice 73 (1988-89) |
| UA 73, Furman 38 (12/16/12) |

Last +30 game

| | |
|----|-------------------------------------|
| 39 | UA 80, NW State 41 (12/21/12) |
| | UA 97, Jackson State 58 (11/9/13) |
| 35 | UA 73, Furman 38 (12/16/12) |
| | UA 97, Portland State 62 (2006-07) |
| | UA 75, Nicholls State 40 (2005-06) |
| | UA 87, Loyola Marymount 52 (02-03) |
| | UA 94, UTPA 59 (1993-94) |
| | UA 98, Baylor 61 (1989-90) |
| 34 | UA 86, Centenary 52 (2004-05) |
| | UA 104, Ga. Southern 71 (1997-98) |
| | UA 90, Alcorn 56 (1996-97) |
| | UA 93, Pacific 59 (1996-97) |
| | UA 75, New Hampshire 41 (1994-95) |
| | UA 85, Oral Roberts 51 (1993-94) |
| | UA 88, Tulsa 54 (1984-85) |
| 33 | UA 102, North Texas 69 (1999-2000) |
| | UA 88, Kentucky 55 (1996-97) |
| | UA 94, Southern Utah (1996-97) |
| | UA 95, TCU 62 (1990-91) |
| | UA 94, TCU 61 (1985-86) |
| | UA 78, SW Missouri 45 (1983-84) |
| | UA 80, Arkansas St. 47 (1982-83) |
| 32 | UA 83, Princeton 51 (1995-96) |
| | UA 84, SMU 43 (1989-90) |
| | UA 112, California 80 (1985-86) |
| | UA 79, UM-Kansas City 47 (1984-85) |
| | UA 68, SW Missouri 36 (1979-80) |
| 31 | UA 81, Morgan State 50 (2011-12) |
| | UA 79, Texas-Arlington 48 (2001-02) |
| | UA 83, Texas Christian (1995-96) |
| | UA 105, Boston College 74 (1990-91) |

| | |
|----|--|
| | UA 85, Baylor 55 (1985-86) |
| | UA 82, Rice 51 (1983-84) |
| | UA 100, Murray State 69 (1982-83) |
| | UA 90, SW Louisiana 59 (1981-82) |
| | UA 66, SW Missouri 35 (1977-78) |
| 30 | UA 74, Texas Pan American 44 (2005-06) |
| | UA 97, St. Bonaventure 67 (1998-99) |

TOP ARKANSAS LOSSES

| | |
|-------------------|---------------------------------|
| 35 or more points | |
| 54 | La. Tech 82, UA 28 (1978-79) |
| 49 | Texas 110, UA 61 (1980-81) |
| 46 | LSU 91, UA 45 (2004-05) |
| | Tennessee 105, UA 59 (1991-92) |
| 43 | Tennessee 99, UA 55 (2007-08) |
| 42 | Texas 104, UA 62 (1984-85) |
| 41 | Alabama 102, UA 61 (1996-97) |
| 40 | Tennessee 77, UA 37 (2005-06) |
| 40 | La. Tech 74, UA 34 (1981-82) |
| 39 | Tennessee 83, UA 44 (2003-04) |
| 39 | Miss. College 86, UA 47 (78-79) |
| 37 | Texas 104, UA 67 (1988-89) |
| | Vanderbilt 98, UA 61 (2006-07) |
| | LSU 83, UA 46 (2007-08) |
| 36 | UConn 100, UA 64 (1998-99) |
| 35 | Vanderbilt 78, UA 43 (2004-05) |
| | Ole Miss 84, UA 46 (2001-02) |

RAZORBACKS BY THE NUMBERS

ARKANSAS HOOPS

ITALY

STAFF

RAZORBACKS

REVIEW

RECORDS

HISTORY

OPPONENT INFO/RECORDS

UNIVERSITY



JESSICA JACKSON (13-pres.)



Kristin Moore (02-06)
KEIRA PEAK (10-pres.)



Shanita Arnold (07-09)
Kelsey Hatcher (10-12)



Donna Wilson (86-88), Amy Wright (98-02), Dominique Washington (05-07), Jame-sha Townsend (08-12), Kelsey Hatcher (13), **MCKENZIE ADAMS (13-PRES.)**



Kristin Peoples (03-06), Sarah Watkins (09-13)



Bettye Fiscus (81-85)
RETIRED 1986



Tracy Eaton (92-94), Christy Smith (94-98), Kendra Roberts (06-08), Chrisstasia Walter (10)



Amber Nicholas (88-92), Kela Peterson (01-03), Kristina Andjelkovic (04-06), Amanda Westbrook (10-11), **CALLI BERNA (11-pres.)**



Sandy Scranton (79-80), Steph. Bloomer (91-95), Roxanne McCrory (95-97), Krystal Osborne (98), Kiesha Beard (00-03), Sheree Thompson (03-06), Ashley Daniels (09-12), Dominique Wilson (13)



Leah Gordon (79-81), Tennille Adams (95-99), Julie Inman (09-12), **ANA-CARLOTA FAUSSURIER (12-pres.)**



Donna Buccella (78-79), Mary Lynn Ederington (77-78), Kelly Lipe (79-80), Sha Hopson (90-92), Debbie Olivas (92), Cara Wright (01-02), Danielle Allen (03-07), Kristen Gillespie (09-10), Erin Gatling (10-pres.)



Joyce Underdown (76-77), Debbie Roe (77-79), Connie Fitzgerald (79-80), Wendy Schopp (80-81), Tracy Webb (83-87), Yolanda Dickson (90-94), Tiffany Wright (94-98), Allison Singleton (04-05), Skye Rees (09-10); **KELSEY BROOKS (13-PRES.)**



Joni Johnson (76-78), Brenda Alexander (81-82), DeAnn Henry (82-84), Dianna Harris (84-85), Tina Adams (85-86), Dianna Harris (86-87), Angie Gore (87-91), Taqueta Robertson (93-97), Shameka Christon (00-04)



Camille Yancey (76-78), Marsha Johnson (78-79), Kathy Caton (79-80), Cheryl Orcholski (80-84), Stephanie Brinlee (85-86), Juliet Jackson (86-90), Angela Davis (91-93), Robin Alpe (94-96), India Lewis (99-03), Rochelle Vaughn (03-06), Dominique Robinson (09-13s.)



Peggy Price (77-79), Tammy Siefkes (79-80), Jan Lookadoo (80-81), Doris Gaiser (81-85), Kim Grisham (85-86), Maria Kidd (86-87), Lisa Martin (87-89), Shea Henderson (90-94), Kamara Stancle (97-99), Dana Cherry (99-03), April Seggebruch (03-05), Melissa Hobbs (05-06), Tanisha Smith (06), C'eira Ricketts (09-12), **BRIA PITTS (13-PRES.)**



Heritage Player (76-77), Tami Scherm (77-78), Marsha Johnson (79-80), DeAnn Henry (80-82), Sherri Boeller (82-83), Valencia Fore (83-84), Brenda Rhodes (84-85), Lillian Valley (85-87), Carrie Parker (93-97), Melissa Hobbs (04-05), Donica Cosby (06), Hailey Nutt (07-08), Ashley McCray (08-09), Caroline Powell (09-10), Mia Melton (13)



Marsha Lackey-Vining (76-78), Connie Fitzgerald (80-83), Sheila Burkes (83-87), Marla Goshien (89-90), Allyson Twiggs (90-95), Shameka Christon (00-01), Leslie Howard (05-07), Brittney Richardson (07-10), Quistelle Williams (09-10)



Jeanette Cowherd (76-78), Lita Stricklin (79-80), Cecilia Roark (80-81), Michele Mabry (88-89), Sally Moore (89-91), Lonniya Bragg (97-01), Rochelle Vaughn (02-03), Brittney Vaughn (04-08), **JOEY BAILEY (11-PRES.)**



Sheila Burns (76-77), Patrice Gillenwater (79-81), Blair Savage (89-93), Debbie Olivas (93-95), Sytia Messer (95-99)



Debra Cooper (76-77), Sherry Smith (77-78), Trisha Cooper (78-79), Mary Munsch (80-84), Cindy Daley (84-88), Coretta Chenault (88-90), Rochelle Masengill (91-95), Carla Rhodes (00-02), Cara Wright (02-03), Whitney Jones (05-08)



Tammy Thompson (76-77), Kathy Roland (77-78), Kathleen Caton (78-79), Lisa Harris (79-80), Tammy Siefkes (80-81), Dinah Dickerson (81-82), Debra Williams (82-86), Claudia Harris (86-87), Sue Pack (87-90), Kim Wilson (93-97), Christina Lawrence (04-05), Charity Ford (06-09); **KHADIJAH WEST (13-PRES.)**



Carol Ann Riggs (76-78), Monica Van Parys (78-82), Tamara Mathis (82-85), Lanell Dawson (85-87), Christi Willson (87-91), Karen Jones (94-98), Celia Anderson (98-01), Sarah Pfeifer (02-04, 07), Lyndsay Harris (09-12), **MELISSA WOLFF (13-PRES.)**



Deanna Barnes (76-77), Kelly Johnson (92-96), Karyn Karlin (96-00), Ayana Brereton (05-08)



Celeste Holman (76-77), Betsy Broyles (77-78), Sharon Delph (78-79), Treva Christensen (94-99), Shanna Harmon (00-04)



Karen Osborne (76-77), Kim Bunge (79-83), Bronwyn Wynn (85-87), Faye Dickerson (87-88), Janet Moore (89-91), Chrysti Jordan (91-92), Carrie Satterfield (95-99), Sarah Pfeifer (06-07)



Alison Muldrew (90-92), Amber Hudson (93)



Joy Dillard (76-79), Paula Phillips (80-82), Anne Luostarinen (82-84), Tracey Hutchinson (84-86), Robyn Irwin (86-89), Michelle Thacker (90-94), **JHASMIN BOWEN (11-pres.)**



Shannon Jones (92-94)



Lita Stricklin (78-79), Erma Greer (81-85), Shelly Wallace (85-89), Celia Anderson (97-98), Lakisha Harper (99-03), Adrienne Bush (03-06), Lauren Ervin (06-08), **QUISTELLE WILLIAMS (09-10)**



Melanie Browder (77-78), Toya Marshall (93-96), Katrina Nesby (99-04), Yashira Delgado (10)



Delmonica DeHorney (87-91) RETIRED 1992



Amanda Holley (81-84)



Tamara Mathis (81-82), Paula Phillips (82-83), Monica Brown (83-87), Wendy Norwood (87-89), Deborah Crosby (89-91), Shaka Massey (95-97), Joy Oakley (98-02)



Anissa Booker (91-92)



Ashlea Williams (07-09)



Brandi Whitehead (97-00), Ruby Vaden (02-04)

BEHIND THE NUMBERS

2 numbers are retired at Arkansas, both in the year following the end of the careers of the only players to wear those numbers in school history: #5 (Bettye Fiscus) and #50 (Delmonica DeHorney).

15 athletes have worn #22, 14 wore #23 and 13 wore #32.

17 players have worn two different numbers during their career. Kelsey Hatcher became the 17th player to change when she moved from 2 to 3. The others: Sarah Pfeifer (33 & 40), Melissa Hobbs (22 & 23), Rochelle Vaughn (21 & 25), Cara Wright (14 & 31), Shameka Christon (24 & 20), Celia Anderson (44 & 33), Debbie Roe (15 & 30), Debbie Olivas (14 & 30), Connie Fitzgerald (15 & 24), DeAnn Henry (20 & 23), Tammy Siefkes (22 & 32), Lita Stricklin (25 & 44), Tamara Mathis (33 & 52), Paula Phillips (42 & 52) Quistelle Williams (42 & 24) and Carol Ann Riggs (33 & 35). Interestingly, Pfeifer becomes the first player ever to switch back, going from 40 to 33 in 2007-08.

ARE YOU MISSING FROM OUR LISTS?

The records for the first three varsity teams at the University of Arkansas are not complete, but we believe we have identified all the modern-era Razorbacks. If you find a mistake in our letterwinner or all-time jersey listings, please contact us to let us know. Also, if you played basketball for Arkansas in the pre-varsity era -- prior to 1976 -- we are looking for your information. Please contact Jeri Thorpe in Media Relations at (479) 575-5037 or jthorpe@uark.edu.

RAZORBACK LETTERWINNERS

162

THE FACE BEHIND THE RECORD



Sarah Pfeifer

Letters Won and Years Played

One of the most unique careers at Arkansas belonged to one of its most loyal players. Two season-ending injuries and an extension of her eligibility clock resulted in Pfeifer becoming the first player in school history to participate in six seasons and earn five varsity letters. She is also the only player to have played for three different coaches. Pfeifer may also have the title for most surgeries during a career -- five -- including three on her two shoulders. Along with her devotion to the team, she also earned her bachelor's and master's degrees and is the only player in SEC history to be named Scholar-Athlete of the Year twice. Note in this photo from her second sophomore season the tape work on her shooting arm which she utilized to avoid an in-season surgery.

Adams, Karen, 77
Adams, Tenille, 96, 97, 98, 99
Alexander, Brenda, 81, 82
Allen, Danielle, 04, 05, 06, 07
Alpe, Robin, 95, 96
Anderson, Celia, 98, 99, 00, 01
Andjelkovic, Kristina, 05, 06
Arnold, Shanita, 08, 09
Attwood, Renee, 77
Bailey, Joey, 12
Barns, Deanna, 77
Beard, Kiesha, 02
Berna, Calli, 12
Bloomer, Stephanie, 92, 93, 94, 95
Boeller, Sherri, 83
Bowen, Jhasmin, 12
Bragg, Lonniya, 98, 99, 00, 01
Brereton, Ayana, 06, 07, 08, 09
Browder, Melonie, 78
Brown, Monica, 84, 85, 86, 87
Broyles, Betsy, 78, 79
Buccella, Donna, 79
Bunge, Kim, 80, 81, 82, 83
Burkes, Sheila, 84, 85, 86, 87
Burns, Sheila, 78
Bush, Adrienne, 04, 05, 06
Caton, Kathy, 79, 80
Chenault, Coretta, 89, 90
Cherry, Dana, 00, 01, 02, 03
Christensen, Treva, 95, 97, 98, 99
Christon, Shameka, 01, 02, 03, 04
Clark, George Anna, 80
Cooper, Deborah, 77
Cooper, Trisha, 79, 80
Cosby, Donica, 07
Cowherd, Jeanette, 77, 78
Crosby, Deborah, 90, 91
Daley, Cindy, 85, 86, 87, 88
Daniels, Ashley, 09, 10, 11, 12
Davis, Angela, 92, 93
Dawson, Lanell, 86, 87
DeHorney, Delmonica, 88, 89, 90, 91
Delgado, Yashira, 11

Dickerson, Dinah, 82
Dickerson, Faye, 88, 89
Dickson, Yolanda, 91, 92, 93, 94
Dillard, Joy, 77, 78, 79
Eaton, Tracy, 93, 94
Ederington, Mary Lynn, 78
Ervin, Lauren, 07, 08
Fiscus, Bettye, 82, 83, 84, 85
Fitzgerald, Connie, 80, 81, 82, 83
Ford, Charity, 07, 08, 09, 10
Fore, Valecia, 84
Gaiser, Doris, 82, 83, 84, 85
Gatlin, Erin, 11 (redshirt), 12
Gillenwater, Patrice, 80, 81
Gillespie, Kristen, 10 (redshirt)
Gordon, Leah, 80, 81
Gore, Angie, 88, 89, 90, 91
Goshien, Marla, 90
Greer, Erma, 82, 83, 84, 85
Grisham, Kim, 86
Harmon, Shanna, 01, 02, 03, 04
Harper, Lakishia, 00, 01, 02, 03
Harris, Dianna, 85, 87
Harris, Lisa, 80
Harris, Lyndsay, 09, 10, 11, 12
Hatcher, Kelsey, 11 (redshirt), 12
Henderson, Shea, 91, 92, 93, 94
Henry, DeAnn, 81, 82, 83
Hobbs, Melissa, 05, 06
Holley, Amanda, 82, 83, 84
Holman, Celese, 77
Hopson, Sha, 91
Howard, L'Anna, 79
Howard, Leslie, 06, 07
Hudson, Amber, 93
Hutchinson, Tracey, 85
Irwin, Robyn, 87, 88, 89
Inman, Julie, 09, 10 (thru Dec.), 11, 12
Jackson, Juliet, 87, 88, 89, 90
Johnson, Becky, 77
Johnson, Kelly, 93, 94, 95, 96
Johnson, Marsha, 79, 80
Johnston, Joni, 77, 78

Jones, Karen, 95, 96, 97, 98
Jones, Shannon, 93, 94
Jones, Whitney, 06, 07, 08, 09
Jordan, Chrysti, 92
Karlin, Karyn, 97, 98, 99, 00
Keck, Pat, 77
Lackey-Vining, Marsha, 77, 78
Lewis, India, 00, 01, 02, 03
Lipe, Kelly, 80
Lookadoo, Jan, 81
Luostarinen, Anne, 83, 84
McCray, Ashley, 09, 10
McCrory, Roxanne, 96, 97
Marshall, Toya, 94
Martin, Lisa, 88, 89
Mason, Kim, 77
Masengill, Rochelle, 92, 93, 95
Massey, Shaka, 96, 97
Mathes, Kathy, 77
Mathis, Tamara, 82, 83, 84, 85
Messer, Sytia, 96, 97, 98, 99
Moore, Janet, 90, 91
Moore, Kristin, 03, 04, 05, 06
Moore, Sally, 90, 91
Muldrew, Alison, 91, 92
Munsch, Mary, 81, 82, 83, 84
Nesby, Katrina, 01, 02, 03, 04
Nicholas, Amber, 89, 90, 91, 92
Norwood, Wendy, 88
Nutt, Hailey, 08
Oakley, Joy, 99, 00, 01, 02
Olivas, Debbie, 93, 94, 95
Orcholski, Cheryl, 81, 82, 83, 84
Osborn, Karen, 77
Pack, Sue, 88, 89
Parker, Carrie, 94, 95, 96, 97
Peak, Keira, 11, 12
Peoples, Kristin, 04, 05, 06
Peterson, Kela, 02, 03
Pfeifer, Sarah, 03, 04, 05, 07, 08
Phillips, Paula, 82, 83
Powell, Caroline, 10, 11
Price, Peggy, 78, 79
Rees, Skye, 10, 11

Rhodes, Brenda, 85
Rhodes, Carla, 01, 02
Richardson, Brittney, 08, 09, 10, 11
Ricketts, C'eira, 09, 10, 11, 12
Riggs, Carol Ann, 77, 78
Roark, Cecilia, 81
Roberson, Taqueta, 94, 95, 96, 97
Roberts, Kendra, 07, 08
Robinson, Dominique, 10, 11 (rs), 12
Roe, Debbie, 77, 78
Rowland, Kathy, 78
Satterfield, Carrie, 96, 97, 98, 99
Savage, Blair, 90, 91, 92, 93
Scherer, Tamera, 78
Schopp, Wendy, 81
Scranton, Sandy, 79, 80
Seggebruch, April, 04, 05
Siefkes, Tammy, 80, 81
Singleton, Allison, 05
Smith, Christy, 95, 96, 97, 98
Smith, Tanisha, 07
Smith, Sherry, 78
Stancle, Kamara, 98, 99
Stricklin, Lita, 79, 80
Thacker, Michelle, 91, 92, 93, 94
Thompson, Sheree, 05, 06
Thompson, Tami, 77
Torrence, Carolyn, 77
Townsend, Jamesha, 09, 10, 11, 12
Twiggs, Allyson, 92, 93, 94, 95
Underdown, Joyce, 77
Vaden, Ruby, 03, 04, 05
Valley, Lillian, 86
Van Parys, Monica, 79, 80, 81, 82
Vaughn, Brittney, 05, 06, 07, 08
Vaughn, Rochelle, 03, 04, 05, 06
Wallace, Shelly, 86, 87, 88, 89
Walter, Chrisstasia, 11
Washington, Dominique, 06, 07
Watkins, Sarah, 10, 11, 12
Webb, Tracy, 84, 85, 86, 87
Westbrook, Amanda, 11
Whitehead, Brandi, 99, 00
Williams, Ashlea, 08, 09, 10
Williams, Debra, 83, 84, 85, 86
Williams, Quistelle, 10, 11, 12
Willits, Wendi, 98, 99, 00, 01
Willson, Christi, 88, 90, 91
Wilson, Donna, 88, 89
Wilson, Kimberly, 94, 95, 96, 97
Wright, Amy, 99, 00, 01, 02
Wright, Cara, 02, 03
Wright, Tiffany, 95, 96, 97, 98
Wynn, Bronwyn, 86, 87
Yancey, Camille, 77, 78

#NEVERYIELD

STATE-BY-STATE

| | |
|--------------------------|--|
| ALABAMA: (1) | Hoover (Lyndsay Harris) |
| ALASKA: (1) | Homer (DeAnn Henry) |
| ARKANSAS: (101) | See listing below |
| CALIFORNIA: (4) | Chula Vista (Jamesha Townsend [Bonita Vista]), Delano (Shelly Wallace), Lake Elsinore (Kela Peterson), Los Angeles (Lauren Ervin) |
| FLORIDA: (3) | Kissimmee (Yashira Delgado [West Oaks Academy]), Pensacola (Dominique Washington), Sanford (Ashley McCray [Seminole]) |
| GEORGIA: (2) | Clyattville (Keira Peak), Powder Springs (Dominique Wilson) |
| INDIANA: (3) | East Chicago (Tennille Adams), West Lafayette (Christy Smith), Williamsburg (Amy Wright [Northeastern]) |
| ILLINOIS: (3) | Chicago (Kristin Moore), Cissna Park (April Seggebruch), Libertyville (Mary Munsch) |
| KANSAS: (4) | Hutchinson (Tammy Siefkes), Olathe (Kelsey Brooks), Overland Park (Christine Gillespie [Shawnee Mission South]), Wichita (Jhasmin Bowen) |
| KENTUCKY: (1) | Louisville (C'eira Ricketts [Fairdale]) |
| LOUISIANA: (3) | Baton Rouge (Dominique Robinson [Capitol]), Natchitoches (Taqueta Robertson), Shreveport (Khadijah West) |
| MICHIGAN: (1) | Grand Rapids (Quistelle Williams [Ottawa Hills]) |
| MISSISSIPPI: (4) | Booneville (Dianna Harris), Coldwater (Donica Cosby [Independence], Ashley Daniels [Coldwater]), McComb (Sheree Thompson) |
| MISSOURI: (10) | Independence (Sue Pack), Joplin (Treva Christensen), Kansas City (Roxanne McCrory [Center], Tanisha Smith [Lincoln Prep]), Moundville (Leah Gordon), Purdy (Jeannette Cowherd), Risco (Claudia Harris), Salem (Leslie Howard), Springfield (Ashlea Williams), Sullivan (Christina Lawrence) |
| NEW MEXICO: (1) | Fruitland (Karyn Karlin) |
| OKLAHOMA: (17) | Bartlesville (Kim Bunge), Bethany (Amanda Holley), Broken Arrow (Bria Pitts), Coweta (Michelle Thacker), Elk City (Fay Dickerson), Eufaula (Marsha Lackey Vining), Fort Cobb (Wendi Willits), Inola (Kathleen Caton), Lawton (Coretta Chenault), Muskogee (Kamara Stancle), Norman (Shanna Harmon [North]), Oklahoma City (Toya Marshall [John Marshall]), Poteau (Delmonica DeHorney), Tulsa (Angie Gore [Jenks]), Sand Springs (Stephanie Brinlee [Page]), Woodward (Melissa Hobbs), Vian (Stephanie Bloomer) |
| OHIO: (2) | Columbus (Kristin Peoples), West Chester (Cara Wright [Lakota West]) |
| TENNESSEE: (3) | Germantown (Sarah Watkins [Houston]), Knoxville (Tracy Eaton), Memphis (Angela Davis) |
| TEXAS: (22) | Amarillo (Lakishia Harper [Palo Duro]), Angleton (Ayana Brereton), Arlington (Shaka Massey [Sam Houston], Charity Ford [Seguin]), Cayuga (Brandi Whitehead), Celina (Valecia Fore), Corpus Christi (Karen Jones), Duncanville (Alison Muldrew), El Paso (Debbie Olivas [Eastwood]), Fort Worth (Deborah Crosby), Frisco (McKenzie Adams), Gunter (Joey Bailey), Irving (Chrysti Jordan), Palestine (Donna Wilson), Plano (Rochelle Masengill [East], Rochelle Vaughn [West], Brittney Vaughn [West]), Houston (Yolanda Dickson, Kiesha Beard [Willowridge]), San Antonio (L'Anna Howard, Tiffany Wright [Southwest]), Tyler (Bronwyn Wynn [John Tyler]) |
| WISCONSIN: (1) | Milwaukee (Cheryl Orcholski) |
| INTERNATIONAL (3) | SERBIA: Belgrade (Kristina Andjelkovic) FINLAND: Helsinki (Anne Luosarinen) AUSTRALIA: Drouin (Skye Rees [Victoria]) SPAIN: Ana-Carlota Faussurier (Yecla) -- First athlete from state to play for Arkansas |

ARKANSAS CITIES AND TOWNS

| | | | |
|-----------------------|--|----------------------|---|
| 8 Little Rock | (Joni Johnston [MSM], Patrice Gillenwater [MSM], Doris Gaiser [McClellan], Erma Greer [McClellan], Michelle Mabry [MSM], Celia Anderson [Hall]), Kelsey Hatcher [CAC], Amanda Westbrook (Mt. St. Mary Academy) | | |
| 6 Fayetteville | (Betsy Broyles, Carol Ann Riggs, Connie Fitzgerald, Wendy Norwood, Hailey Nutt, Calli Berna) | | |
| 4 Fort Smith | (Redd Coleman [Northside], Allison Singleton [Southside], Kendra Roberts [N'side], Shanita Arnold [N'side]) | | |
| Hot Springs | (Cindy Daley, Sha Hopson, Joy Oakley, Shameka Christon) | | |
| 3 Mt. Home | (Kathy Rowland, Carrie Satterfield, Brittney Richardson) | | |
| N. Little Rock | (Robyn Irwin [Sylvan Hills], Christi Willson [Northeast], Whitney Zachariason [Central Arkansas. Christian]) | | |
| Pine Bluff | (Kelly Lipe, Juliet Jackson, Dana Cherry) | | |
| 2 Benton | (Trisha Cooper, Maria Kidd [Bauxite]) | Huntsville | (Sherry Smith, Sheila Burkes) |
| Bryant | (Marla Goshein, Sally Moore) | Marvel | (Camille Yancy [Acad.], Stacey Walls [Parkview]) |
| Carlisle | (Tami Scherm, Julie Inman) | Prairie Grove | (Tracey Hutchinson, Sarah Lundberg) |
| Conway | (Sharon Delph, Caroline Powell) | Springdale | (Tina Adams, Janet Moore) |
| Elkins | (Debbie Roe, Sandy Scranton) | Van Buren | (Marsha Johnson, Erin Gatling) |
| Gravette | (Wendy Schopp, Blair Savage) | West Helena | (Lillian Valley [Central], LaKendra Spates [Central]) |
| Hampton | (Cecilia Roark, Kimberly Wilson) | West Memphis | (Melanie Browder, Katrina Nesby) |
| Harrison | (Georgia Clark, Danelle Allen) | | |

1 Arkadelphia (Lonniya Bragg), **Batesville** (Tracy Webb), **Bentonville** (Robin Alpe), **Blytheville** (Whitney Jones), **Cabot** (Melissa Wolff), **Carlisle** (Julie Inman), **Cave City** (Sheila Burns), **Clarksville** (Dinah Dickerson), **Charleston** (Carrie Parker), **Damascus** (Lanell Dawson), **Danville** (Tamara Mathis), **Dardanelle** (Kelly Johnson), **Deer** (Shanon Jones), **Dermott** (Joy Dillard), **Eudora** (Debra Williams), **Gentry** (Allyson Twiggs), **Greenwood** (Paula Phillips), **Green Forest** (Joyce Underdown), **Gurdon** (Lita Stricklin), **Heber Springs** (Brenda Alexander), **Huntington** (Donna Buccella), **Jacksonville** (Jessica Jackson), **Judsonia** (Lisa Martin), **Newark** (Amber Nicholas), **Osceola** (Ruby Vaden), **Ozark** (Sarah Pfeifer), **Pea Ridge** (Jan Lookadoo), **Russellville** (Adrienne Bush), **Royal** (Kim Grishman [Lake Hamilton]), **Rogers** (Pat Keck), **Rudy** (Lisa Harris), **Salem** (Brittney Richardson), **Siloam Springs** (India Lewis), **Star City** (Shea Henderson), **Texarkana** (Chrisstasia Walter [Arkansas]), **Vilonia** (Monica Van Parys [NLR]), **Waldo** (Sytia Messer), **Warren** (Mary Lynn Ederington), **Wilmar** (Brenda Rhodes), **Wynne** (Bettye Fiscus)

TEAM CAPTAINS

Each coaching staff had different ways of selecting the team captains. Some chose before the start of the season, some changed during the year and others were voted on by the players after the end of the year.

| SEASON | CAPTAINS |
|-----------|---|
| 2012-13 | Erin Gatling, Kelsey Hatcher, Sarah Watkins, Quistelle Williams |
| 2011-12 | Ashley Daniels, Lyndsay Harris |
| 2010-11 | Lyndsay Harris, C'eira Ricketts |
| 2009-10 | Charity Ford |
| 2008-09 | Ayana Brereton, Whitney Jones |
| 2007-08 | Brittney Vaughn, Lauren Ervin |
| 2006-07 | Brittney Vaughn, Sarah Pfeifer |
| 2005-06 | Rochelle Vaughn, Sarah Pfeifer |
| 2004-05 | April Seggebruch, Rochelle Vaughn, Sarah Pfeifer |
| 2003-04 | Rochelle Vaughn, Sarah Pfeifer |
| 2002-03 | India Lewis, Lakishia Harper, Shameka Christon |
| 2001-02 | Amy Wright, India Lewis, Lakishia Harper |
| 2000-01 | Wendi Willits, Amy Wright |
| 1999-2000 | Karyn Karlin, Brandi Whitehead |
| 1998-99 | Sytia Messer, Karyn Karlin, Treva Christensen |
| 1997-98 | Christy Smith, Sytia Messer, Karyn Karlin |
| 1996-97 | Kimberly Wilson, Christy Smith, Taqueta Roberson |
| 1995-96 | Kelly Johnson, Kimberly Wilson, Christy Smith |
| 1994-95 | Kelly Johnson, Debbie Olivas, Kimberly Wilson |
| 1993-94 | Shea Henderson, Michelle Thacker, Kelly Johnson |
| 1992-93 | Angela Davis, Blair Savage |
| 1991-92 | Amber Nicholas, Blair Savage |
| 1990-91 | Delmonica DeHorney, Angie Gore, Amber Nicholas |
| 1989-90 | Juliet Jackson |
| 1988-89 | Robyn Irwin, Shelly Wallace, Donna Wilson |
| 1987-88 | Cindy Daily, Shelly Wallace, Donna Wilson |
| 1986-87 | Tracy Webb, Monica Brown, Sheila Burkes, Bronwyn Wynn |
| 1985-86 | Tracy Webb, Sheila Burkes, Debra Williams |
| 1984-85 | Doris Gaiser, Bettye Fiscus |
| 1983-84 | Mary Munsch, Cheryl Orcholski, Amanda Holley |
| 1982-83 | Kim Bunge, Connie Fitzgerald |
| 1981-82 | Kim Bunge, Connie Fitzgerald, Monica Van Parys |
| 1980-81 | Kathy Caton, Tammy Siefkes, Lita Stricklin |
| 1979-80 | Kathy Caton, Tammy Siefkes |
| 1977-78 | Marsha Lackey-Vining, Carol Ann Riggs |

(Our records before the NCAA era began -- 1982-83 -- are incomplete. Former Razorbacks are urged to contact the Athletic Media Relations Office [479-575-2751] with corrections and additions to this list of former captains.)

BASKETBALL HISTORY

164



These images represent some of the earliest evidence of women's basketball at the University of Arkansas. Above, the 1908 team photo was given to Women's Athletics during the 25th anniversary season. Below at left, women play at Smitty's Gym, the original basketball gym located on the main part of campus. The gym was the University Museum until the early 21st century. Below at right, the 1909 team loads up for a road trip, and was the "Champions of the South" according to newspaper clippings.



Fans are excited for an ABC game for the women's team.



The Razorbacks visit President Bill Clinton in the White House.



The Razorbacks host a Dial Classic Tournament in Barnhill Arena.



Members of the Razorback women's team meet Secretariat.



Members of the Razorback women's team at the state capital with the NWIT trophy in 1987.


#NEVERYIELD

EARLY ORIGINS

Women's basketball has been a part of the fabric of the University of Arkansas for almost a century. Teams of female students took to outdoor courts and peach baskets just after the turn of the century. While the women waited until 1976 for the first varsity team to officially represent the University, these early photos show how the game captured what was then deemed "the fairer sex" in action.

THE FIRST TEAM

As the photo at right illustrates, almost since the turn of the century, women have banded together to play basketball at the University of Arkansas. In fact, yearbook references to women's basketball pre-date men's basketball at Arkansas. There are photographs of at least three teams of women's basketball players prior to 1910. From the 1930s until the late 1950s, some of the nation's best AAU players and teams came from the state of Arkansas. After years of "extramural" women's basketball in the late 1960s and early 1970s at the University, the first varsity Razorback basketball team took the court in Barnhill Arena in 1976-77. Under Coach Sharon Ogle, these Razorbacks established the winning tradition at Arkansas with a 10-6 season. Composed of walk-ons, the 1976-77 team was undefeated in Barnhill Arena (6-0) and set a school record for largest margin of victory that may never be broken—79 points—with a 108-29 win over Bartlesville Wesleyan. Three walk-ons received aid to become the first scholarship women at Arkansas: Camille Yancey of Marvel, Pat Keck from Rogers, and Carol Ann Riggs of Fayetteville.



IN THE BROYLES TRADITION

The next season, the University of Arkansas awarded its first women's athletic scholarship to a freshman recruit. A local basketball star at Fayetteville High, Betsy Broyles, became the first Razorback high school recruit, one of 10 women recruited during the 1977-78 season. Wearing No. 30 for Arkansas, Betsy, daughter of former athletic director Frank Broyles, had her playing career cut short by an injury, but she did letter two seasons at Arkansas.

ARKANSAS' FIRST SUPERSTAR

Wynne, Arkansas', Bettye Fiscus arrived at the University in 1981, and Razorback basketball was never the same. Fiscus set the University record for scoring—man or woman—at 2,073 as Arkansas' first All-American. While NBA star Todd Day finally broke Fiscus' scoring mark, she still holds almost all the women's basketball career scoring records. Her jersey—No. 5—was the first retired by the University, receiving that honor in 1986.



FIRST NATIONAL CHAMPIONS

A senior-laden Razorback club that had advanced to the NCAA Tournament in 1986 received the snub of the committee in 1987. Behind co-captain guard Tracy Webb, the 1986-87 team wrecked its vengeance on the National Women's Invitational Tournament, sweeping through the post-season tournament to bring home the first team national title for a women's squad at Arkansas. Arkansas averaged

over 100 points per game for the tournament, crushing California, 112-80, in the championship game.

"DIALING" FOR TROPHIES

Arkansas and the Dial Soap Women's Basketball Classic series had a long, distinguished history. The Dial Classics were the longest-running series in women's hoops. Arkansas had the unofficial distinction of winning more Dial trophies than any team starting in Minnesota. In fact, the Razorbacks played in eight different Dial tournaments in eight seasons, winning trophies in six. This past record combined with increasing promotions led to Arkansas receiving the right to host one of the coveted tournaments, bringing the Dial series to Fayetteville in 1991 (photo above) until the series was disbanded in 1997.



THE SHOTS HEARD 'ROUND THE WORLD

On Feb. 23, 1990, Arkansas ended the longest conference winning streak in NCAA history by defeating the Texas Lady Longhorns, 82-77. The win broke UT's 183-game streak against Southwest Conference foes, and cleared the way for the first non-Texas SWC women's basketball titlist. It also ended the nation's longest active home win streak at 47 games. Senior guard Juliet Jackson, who hit six free throws in the closing minute to clinch the game, summed it up best: "We messed up all their streaks." The next week junior center Delmonica DeHorney was named Sports Illustrated women's college basketball player of the week.

ONLY SWC WOMEN'S TROPHIES OUTSIDE THE LONE STAR STATE


Arkansas was the first team to beat Texas and the first team to win a share, then later an outright, Southwest Conference championship besides the Lady Longhorns. In 1991, Arkansas also ended the Lone Star state's dominance of the SWC tournament by defeating Texas Tech for the title. These three trophies—the 1990 and 1991 SWC Championship and 1991 SWC Classic—are the only women's basketball trophies in captivity outside the state of Texas.



#NEVERYIELD

DELMONICA DEHORNEY, ALL-AMERICAN

While Delmonica DeHorney may have several notable seconds in her resume— second Razorback player to have her jersey (50) retired, second Razorback to play professional basketball, second all-time leading scorer (1,785)—she claims one of the most significant firsts: the first Kodak All-American at the University of Arkansas. DeHorney also is in the record books as the all-time leader in field goal percentage and blocked shots for a career. Her domination in the paint carried Arkansas to the 1990 NCAA West Regional Finals and to the 1991 NCAA Sweet 16. A two-time SWC Player of the Year, Delmonica is the only women's basketball player in SWC history to earn three conference honors. She was SWC Newcomer of the Year as a freshman. DeHorney was inducted into the UA Hall of Honor in 2000.



BARNHILL CROWDS TO REMEMBER

Beginning with the 1989-90 season, the Razorbacks declared W.A.R. (Women's Attendance Record) on a select opponent. The first two W.A.R.s were against Texas, and resulted in the two largest crowds at Barnhill for a women's basketball game. Upon entering the SEC, Arkansas had a Border W.A.R. with LSU. W.A.R. IV featured the 24th-ranked Kentucky Lady Kats. Arkansas' feared home crowd worked its Barnhill magic in the last three W.A.R.s. The last two years were particularly dramatic as the Razorback fans rallied Arkansas from halftime deficits.




AN ALL-AMERICAN BY EVERY MEASURE

No other point guard in Arkansas history had a career that can match Newark's Amber Nicholas. In her four years, she never missed a game, playing 117 consecutive games, and she set the record for the most consecutive games started: 87. Nicholas set the school record for career assists, and her steady hand guided Arkansas to the best record of any four year period in school history. Named the MVP of the 1991 SWC

Tournament, Nicholas also earned three Dial MVP awards in consecutive seasons. One of the most beloved Razorbacks, Nicholas also was a two-time selection to the highly prestigious CoSIDA Academic All-America team and received an NCAA Postgraduate Scholarship. She was inducted into the Hall of Honor in 2002.

THE NATION COMES TO FAYETTEVILLE

At the end of the 1993-94 season, the University of Arkansas Women's Athletics Department hosted the first major NCAA championship event held in the state of Arkansas. The 1994 NCAA Division I Women's Basketball Mid-east Regional set marks for regional attendance and hospitality. A true community project, one of the highlights was a street party and battle of the bands on the downtown square called Fayetteville Friday Night for the two teams in Saturday's championship game. Louisiana Tech advanced from Fayetteville to the Final Four with upsets of No. 1-ranked Tennessee and Lisa Leslie's USC Trojans.



A MOMENT IN TIME

As the Razorbacks prepared to move to Bud Walton Arena in December 1993, the Women's Athletics Department held a celebration of 17 years of women's hoops in Barnhill Arena with "A Moment in Time." The banquet held in Barnhill was attended by dozens of former Razorbacks, including three of the four career leaders. A special retrospective video tracing the Razorbacks and their winning tradition in Barnhill was screened as a part of the festivities.

THE CARDIAC KIDS

The 1994-95 season saw the Razorbacks return to the Associated Press Top 25 and the NCAA tournament, posting a 23-7 record. Arkansas did it by winning nine games in the closing minute, three games on last shots, with a team composed mostly of freshmen and sophomores.

A STREAK UNEQUALED

The first freshman recruit to start opening day at point guard for Arkansas, Christy Smith earned attention for her free throw shooting—89.9% to lead the nation—and her tenacious defense—leading the SEC in steals with 3.0 per game. But on Dec. 6, 1995, Smith took her first step toward a mark that might stand for all time. The 5-6 West Lafayette, Ind., point guard started that night against Alabama, and did not leave the court against a SEC opponent for the rest of the season. For all 11 regular season games and two SEC tournament games, Smith played 525 consecutive minutes—a feat unequaled by man or woman in the league. The 1995 SEC Freshman of the Year, Smith also became Arkansas' first woman named to the Associated Press All-America team as an honorable mention.

A PRESIDENTIAL VISIT

Usually, the national champion visits the President of the United States in the White House. On Dec. 9, 1996, President Bill Clinton visited the women's basketball team in their locker room during halftime of the men's game with Cincinnati. It may be the first time a sitting President has dropped in to the locker room of a collegiate women's basketball team, and as luck would have it, it was not the last time the Razorbacks posed with the President.



#NEVERYIELD

DREAMS DO COME TRUE

On March 9, 1998, the Razorbacks wanted to get back into the NCAA Tournament. By March 27, 1998, they were in the NCAA Final Four, living the dream they had wished for years. Arkansas made NCAA Tournament history as the lowest seed -- #9 in the West -- to advance to the Final Four. They were the first unranked team in women's basketball history during the modern era to reach the Final Four. And, they were the lowest finishing team in conference play -- tied for sixth in the SEC -- to reach the Final Four. Arkansas did it all on the west coast, spending two whole weeks in the Bay Area. Along the way, the Razorbacks beat three conference champions -- WAC, Pacific, Ivy and ACC -- and three ranked teams -- Hawai'i, Kansas and Duke -- to face conference rival Tennessee at Kansas City.

Arkansas played all four of its pre-Final Four games on late night TV, earning the nickname of Good Morning America's team. Every member of the team contributed to the run, starting with a 24-point effort by Karyn Karlin in the opening round win over #20 Hawai'i, 76-70. Then

it was freshman Wendi Willits' turn with a near-NCAA record six three-pointers to blow open Arkansas' second round contest with Harvard, 82-64. In the opening round games held at Stanford, Calif., Christy Smith had zero turnovers and 16 assists.


At the West Regionals in Oakland, junior Sytia Messer stepped to the front as Arkansas' leading scorer in both wins, earning herself

the honor as the most outstanding player at the West Regional. Messer had 23 points as Arkansas used an impressive 54-point second half to dispatch Kansas, 79-63, in the Sweet 16. Fellow junior Treva Christensen announced herself with 14 points off the bench against Duke to earn all-tournament selection. Junior Tennille Adams was 6-of-9 with 14 off the bench including the go-ahead bucket in the closing minutes against Duke.

The defining moment belonged to Smith, as she calmly sank four free throws in the final seconds to send Arkansas to the Final Four for the first time with a 77-72 win over ACC champion Duke.

FIVE GAMES TO GLORY

When the 1999 season ended, Arkansas was 15-14 and 11th in the SEC. Leading scorer Karyn Karlin was out for the year with a torn ACL. Not the ending Cinderella hoped for after the Final Four. But Arkansas got a second chance with the WNIT, and by virtue of its season attendance was chosen to host the opener with SLC champion Northwestern State. Sophomore Lonniya Bragg, quiet most of the season, tore into NSU for a career-tying 22 points. Arena conflicts helped



Arkansas host round two, and a late-season snowstorm led to the smallest crowd at Bud Walton for women's basketball (890). Those that braved the weather saw a sophomore class record 35 points as Okie Wendi Willits busted the Sooners in an overtime thriller, 97-93. The crowds began to pour back into Bud Walton, and Arkansas survived Rice, 76-70, in the quarterfinals thanks to 18 from Bragg. The WNIT picked Arkansas to host again, and the crowd and the Razorbacks did not disappoint as 9,041 saw 5-11 Bragg rack up a career-high 23 against the 6-5 and 6-4 posts of MVC runner-up Drake in a 80-56 rout. It set the stage

for a titanic showdown at Walton with Wisconsin. An all-time record 14,163 paid to see Arkansas win the title behind an inspired senior performance from Kamara Stancle with 15 points and 13 rebounds. The victory was marred by the sudden illness and death of Sytia Messer's mother on the eve of the game.

AMERICA'S BEST THREE-POINT SHOOTER

Wendi Willits shattered all of Arkansas' three-point records during the 1998-99 season. More impressive, the 5-8 Fort Cobb, Okla., sophomore came within a single trey of breaking a previously thought unbreakable SEC record -- Cornelia Gayden's single season mark. Willits finished with 104, shooting 35.7% from the arc. Ranking top five in the nation in both percentage and production, Willits was chosen by the Basketball Hall of Fame as its Ed Steitz Award winner. Her uniform, complete with her trademark headband, was displayed for the 1999-2000 season at the Basketball Hall of Fame in Springfield, Mass. Her senior year, she became the No. 2 three-point scorer in SEC history as well as the all-time leader at Arkansas. Willits closed her career at the ESPN College Three-Point Shooting Contest, where she reached the Final Four.



DROPPING DIMES FOR RECORDS

Point guard Amy Wright started the second century of Razorback basketball by shattering a once-thought-untouchable record of 186 assists in a season set by Donna Wilson in 1989. Wright's 198 led Arkansas back into the NCAA Tournament second round in 2001, and left her in striking distance for her senior season of the all-time leader, Amber Nicholas Shirey. For her final season, Wright not only took the career record early on, but she broke her own season mark to become the first woman to go over 200 in a season with 205 and close her career with 717.



#NEVERYIELD

SECOND TO ONE, BUT SECOND TO NONE

Hot Springs, Ark., native Shameka Christon finished her four-year career at Arkansas as the first woman to threaten the all-time scoring mark of Bettye Fiscus and ended up second all-time with 1,951 points. However, in many ways Christon was second to none in her Arkansas career with many firsts. Early in her career Christon became the first Razorback women's basketball player to represent the United States at the World Championships and the first to win a gold medal on the world stage. As a senior, she was the first Razorback named *Associated Press* All-America with her selection to the third team, surpassing Christy



Smith's four times on the AP team, but as an honorable mention. Christon also became the first voted SEC Player of the Year (both coaches and AP), making her the second Razorback to take player of the year (Delmonica DeHorney in the SWC days). She closed out her time in Fayetteville by becoming the first Razorback taken as a first-round draft pick of the WNBA, going fifth overall to the New York Liberty. Christon added another first as the first Razorback to make an all-pro team as she was on the WNBA's Rookie Team in 2004.



IT WAS THE BEST OF TIMES...

IT WAS THE WORST OF TIMES

Tom Collen returned as the head coach for the Arkansas women's basketball team in April 2007. Inheriting a team that had set the standard for best start to the first loss with a 15-1 run before setting the standard for futility with a 10-game losing streak, Collen had no expectations of another streak against a schedule including key road contests. After the first win in several years at Missouri, Arkansas came home to face Clemson -- the first ACC team in Walton Arena. Downing the Tigers, the Razorbacks faced the toughest test with NCAA participant Marquette in the finals of the Dartmouth tournament. Trailing by eight, Arkansas rallied for a two-point win. Riding a 14-game streak, the Razorbacks pummelled former SWC rival Texas Tech to close out the pre-conference schedule perfect. The 15-0 start broke the in-season winning streak of the 1990-91 SWC Championship team that set the school record for wins and percentage with a 28-4 finish. The 15 straight games also bested the 11-game run to close the 1998-99 and start the 1999-2000 season. Behind senior double-double averaging post player Lauren Ervin, Arkansas looked ready to vault its top 25 AP ranking back into the NCAA Tournament. Fate had different plans as Ervin tore her ACL in the SEC opener, ending her career as the second all-time double-double points-rebound player. The Razorbacks suffered several other injuries and stumbled to a 2-13 close.

HISTORIC CHANGES

On Jan. 1, 2008, the University of Arkansas brought together the men's and women's athletic departments. Starting with the new fiscal year in July 1, 2008, the women's sports teams dropped the usage of "Lady" and "LadyBack" nicknames.

MORE CHANGES

The Razorbacks returned to the NCAA Tournament reaching the second round before elimination in 2011-12. The team that bumped them? New SEC member Texas A&M. Arkansas and the 12-member SEC began preparation for the addition of the Aggies and Missouri moving the SEC to 14 teams for the 2012-13 season.

30 GREATEST GAMES



#1A -- ARKANSAS 77, #8 DUKE 72

March 23, 1998

A total team effort. Christy Smith fulfills the dream of every little girl -- she must make the free throws to send Arkansas to the Final Four. Smith does not get to the line without Tennille Adams' offensive stick-back to put Arkansas ahead. Treva Christensen and Sytia Messer solidify their picks as All-West and West Region MVP. The game gives rise to two of the greatest moments in women's basketball history. The first came before the game. After a silent ride through the Oakland twilight, Gary Blair rose as the team bus halted. "Don't get off the bus if you don't expect to win," he said, then turned and left the bus. The second came after as Smith and Stancle fell to the floor at the end of the game. ESPN commentator Beth Mowens declared, "Do you believe in miracles?"



Texas coach Jody Conradt appears somber as Arkansas' Juliet Jackson exits Friday after the Lady Razorbacks snapped UT's 183-game winning streak. **Arkansas snaps UT women's streak**

#1B -- ARKANSAS 82,

#6 TEXAS 77

February 23, 1990

The clipping above from the *Dallas Morning News* says it all. Senior Juliet Jackson's clutch free throws ice the first loss by UT to a SWC member -- 183 consecutive games. Delmonica DeHorney led Arkansas with 26 points, eight boards and four blocks. Jackson had 19 points and seven assists, and of course, was 7-of-8 at the line -- 4-of-4 in the closing minute. DeHorney was national player of the week after the game, but those that were there will tell you the best part was seeing The Drum bathed in white -- not victory burnt orange -- lights.

#2 -- #22 ARKANSAS 82,

#2 LSU 72

January 19, 2003

The largest regular season crowd in school history (11,486) and ESPN watched as Arkansas won the first top 10 vs. top 10 game in school history. Arkansas' "Big Three" of Shameka Christon (25 points, 7 boards), India Lewis (19 points) and Dana Cherry (13 points, 12 rebounds) were joined with SEC all-

freshman Ruby Vaden (13 points, 7 boards) as the Razorbacks dominated the second-ranked Tigers. LSU threatened late, but the comeback only served to add to the instant classic status of the game. Along with mark the best start in SEC play to date, LSU became the highest ranked team to lose to Arkansas.



#3 -- ARKANSAS 72,

#9 TENNESSEE 71 (OT)

February 23, 2012

Sarah Watkins hit a layup with eight seconds on the clock forcing overtime with the game tied at 62, and Lyndsay Harris hit two in overtime giving Arkansas a 72-71 win in overtime over No. 9/11 Tennessee in Knoxville, Tenn. The Razorbacks hit the final four points and held Tennessee scoreless late for the win. Harris paced Arkansas with 20 points and Watkins had 18. Senior C'eira Ricketts added 16 in the win. Arkansas' first half effort was fantastic and they played themselves to a 31-26 lead at the break. Harris had 11 points to lead all scorers in the first 20 minutes but Arkansas' aggressive play racked up nine fouls. The Razorbacks shot 57.9 percent in the first half hitting 11-of-19 shots and the Razorbacks did a good job defensively, holding Tennessee to 9-for-20 from the floor and forcing 10 Lady Vol turnovers. Tennessee came out much more aggressive defensively in the second half and outscored Arkansas 36-31 in the second half but Watkins layup allowed Arkansas to hold on to the tie and force the extra period. The Razorbacks finished the game hitting 25-for-50 from the floor and eight three pointers.

#4 -- #22 ARKANSAS 81,

#7 GEORGIA 70

March 18, 1990

Considered for years one of the top 10 upsets in NCAA women's tournament history, Arkansas goes to Athens, Ga., to stun the Lady Bulldogs behind 30 points from Juliet Jackson. Georgia's strategy was to shut down Delmonica DeHorney and Blair Savage inside and isolate Amber Nicholas outside. They dared Jackson to beat them, and she did by raining down 12-of-19 from the perimeter.

#5 -- ARKANSAS 67,

WISCONSIN 64

March 23, 1999

Don't try to tell the WNIT record crowd of 14,163 fans at Walton Arena that this was the game for 65th in the country. The back-and-forth battle with the Badgers was befitting any championship. Seniors Kamara Stancle and sophomore Wendi Willits score 15 each as the team wins one for Sytia Messer's mom who passed away 24 hours before the game.



#6 -- #22 ARKANSAS 77,

#6 TENNESSEE 75

December 29, 1996

The Razorbacks make national headlines with their first-ever win over Tennessee. Sytia Messer holds Chamique Holdsclaw to a single field goal and only 7 points while Christy Smith and Kimberly Wilson go off for 21 points each. Wilson jumped on UT early, hitting her first three treys and giving Arkansas a 19-11 advantage. Defense was the difference as four turnovers keyed a 13-0 run by Arkansas, capped by a three-pointer by Sytia Messer for a 48-36 lead. Tennessee did not go away, rallying to within a point, 76-75, with :56 to play. The Lady Vols had one last chance to win the game, but missed an inside shot. Karen Jones pulled down the rebound of her life and was fouled by Tennessee. Jones' free throw in the final seconds gave Arkansas its final margin of victory.

#7A -- ARKANSAS 74, #7 SC 46

January 27, 2002

#7B -- ARKANSAS 67,

#8 VANDERBILT 57

January 31, 2002

A combination entry because they are the first time that Arkansas defeated consecutive top 10 teams at Fayetteville, and because of the circumstances around the games. The Razorbacks stumbled at USC only three weeks earlier, 91-66, and thanks to some humbling early games were 1-6 to open SEC play. Not only did Arkansas turn the season around, it did it in convincing fashion. Forcing 26 turnovers, India Lewis and Dana Cherry had 17 each as UA meted out its worst beating of a ranked team during the regular season on USC. Four days later, Shameka Christon poured in 21 to lead Arkansas past Vanderbilt as the Razorbacks controlled the game start to finish.



#8 -- #1 TEXAS 71, ARKANSAS 70

February 18, 1984

The Texas win that wasn't. Arkansas scrapped with the top team in the nation, and got the opportunity of a lifetime with the ball and the clock running out at Barnhill Arena. Senior Amanda Holley's baseline jumper hangs in the air, hits the bucket, rolls around the rim and falls out as the horn sounds. The Razorbacks will have three more close calls with their arch-rivals, but a basketball generation will pass before Texas falls in 1990.

#NEVERYIELD

#9 -- #22 ARKANSAS 90, UCLA 80 (OT)

March 14, 1990

Perhaps the most exciting overtime game in Arkansas history, the Razorbacks come back from a 10-point deficit late in the game to tie the contest and send it into overtime. Led by All-America candidate Rehema Stephens, UCLA had five players in double figures but the Bruins ran out of gas in the extra five minutes as Amber Nicholas (22 points) and Blair Savage (21 points) lead a 15-5 overtime run. Not only a memorable game, it was the first-ever win by Arkansas in the NCAA tournament and the first-ever NCAA tournament game hosted by Arkansas.

#10 -- ARKANSAS 79, KANSAS 63

March 21, 1998

The Cinderella story comes to life as Arkansas holds All-American Lynn Pride of Kansas scoreless to rally from a 32-28 halftime deficit. Sytia Messer leads the charge with a 17-point second half effort as Arkansas dominates KU, 51-31, in the final 20 minutes. After shooting only 36% in the first half, UA blisters the Jayhawks for 63% in the second.

#11 -- #6 TEXAS 101, ARKANSAS 99

March 11, 1989

Quite simply, Southwest Conference fans say this may be the greatest championship game ever played -- men or women -- at the SWC Classic. The first-ever women's basketball game at Reunion Arena did not disappoint as the two teams produced near-flawless games. Each committed a season-low eight turnovers, and the 200 points scored were school records for combined score for both. Trailing 51-46 at halftime, Arkansas responded with 52.8% from the field led by a career game by Lisa Martin with 31 points. Four of Arkansas' starters were in double digits as Shelly Wallace added 20 points and 15 boards. Clarissa Davis saved the day with 36 for Texas.

#12 -- ARKANSAS 78,

#10 FLORIDA 69

March 2, 2001

Arkansas rode a 10-game losing streak to the Gators into the second round of the SEC Tournament, but freshman Shameka Christon had 22 points, 11 rebounds and four stitches as the LadyBacks jumped on Florida early. Arkansas led by as many as 20 before Christon departed the game with a busted lip. She returned, but not before Florida closed to within seven. Behind 22 from Wendi Willits and 10 from Lonniya Bragg, Arkansas went on a 7-0 run late to advance to the SEC Tournament semifinals for the first time in school history.

#13 -- #18 ARKANSAS 73,

#8 VANDERBILT 71 (OT)

February 19, 1995

Kelly Johnson said she had never hit a game-winner at the buzzer in her life. She didn't get the chance to do so again in her career, but when Christy Smith laced the pass down low to Johnson, she buried the 15-foot baseline jumper as time expired to give Arkansas its first-ever win over Vandy. The photo, above, of Johnson's shot has become one of the most requested classic images in women's basketball history.



#14 -- ARKANSAS 80, MISSISSIPPI STATE 73

March 4, 2005

Midway through the first half of Arkansas' opening game at the SEC Tournament, Susie Gardner's team looked headed for a blowout trailing by 17 points with 4:01 left in the first. Trimming the deficit to 11 at half, Arkansas held MSU scoreless almost four minutes to start the second and soon pulled within striking distance. A trio of sophomores led by Sarah Pfeifer were in double-digits to give Arkansas an eight-point lead with just under four minutes to play, a 25-point swing from the same point in the first half.

#15 -- ARKANSAS 66,

#23 SMSU 63

December 29, 1993

There are few things better than beating a rival, and even better when it comes unexpectedly. First-year head coach Gary Blair drew up the play for his freshman three-point sharpshooter Kimberly Wilson. With seconds left, Wilson calmly stroked the winning shot, breaking an unprecedented two-year losing streak to SMS. Wilson became the Bear stalker, posting a 4-0 career mark with SMS.

#15 -- CALIF. 66, ARKANSAS 62

March 21, 1982

Arkansas' first appearance at a national tournament almost became its first win. The host Golden Bears hold off a pesky Arkansas team in the opening round of the 1982 AIAW Championships. Tied 29-29 at halftime, turnovers and fouls are the undoing of Arkansas. The Razorbacks had 31 turnovers -- 11 more than Cal -- and leading scorer Bettye Fiscus fouls out with 17 points. Kim Bunge also has 17 points, but with four fouls.

#17 -- ARKANSAS 73,

OLE MISS 72

January 2, 1993

The first major victory in the SEC as the former SWC Champion defeats the defending SEC Champion Lady Rebels. As the photo at right shows, Shea Henderson is the star of the day as the Star City guard drives down the lane in the closing seconds to hit the game winner.

#18 -- ARKANSAS 97, OU 93 (OT)

March 14, 1999

Fort Cobb, Okla., product Wendi Willits takes over the Border War between UA and OU. The second round Women's NIT match-up is a toe-to-toe physical battle. In the midst of a record-setting season of three-point shooting, Willits scores a career-high 35 points to lead Arkansas into the quarterfinals.

#19 -- #6 VANDERBILT 81,

ARKANSAS 78

March 9, 2002

Shameka Christon had the greatest game at the University of Arkansas in over a generation, but her 40 points in 37 minutes played was not enough to overcome Vanderbilt at the Gaylord Entertainment Center in Nashville for the SEC Tournament semifinals. At the start of the second half, it looked like there wouldn't be much drama as Vandy extended its 44-26 halftime lead to 22-points, 52-30, with 17 minutes left. Then Christon took over, scoring a school record 28 points for a half. Arkansas cut the lead to one, 79-78, with 22 seconds left. Missed VU throws gave Arkansas the last shot, but with nine seconds to play Christon was called for a charge that allowed Vandy to shoot free throws for the final score.



#20 -- ARKANSAS 52,

#20 VANDERBILT 51 (OT)


January 8, 2006

Another Commodore OT heartache, but this one came in one of the most dramatic fashions as sophomore Brittney Vaughn sank the longest buzzer-beating shot in Walton Arena history to send this contest into OT. One of only three known end of the period half-court shots, Vaughn's 47-footer is the only one to close regulation. Vaughn was scoreless for 39:30, but her driving reverse layup trimmed the Vandy lead to three, 46-43, to set the stage for her game-tying heave. The night proved "vaughn-derful" as her sister Rochelle scored a career-high tying 22 points, including a pair of free throws with 13 seconds left in the overtime period to ice the victory for Arkansas.

#21 -- ARKANSAS 82, #17 PSU 78

January 9, 1999

In its first appearance on CBS, Arkansas does not disappoint. Karyn Karlin dominated the Lady Lions in the paint, scoring 18 points almost at will as Arkansas built a 15-point lead with eight minutes to play. Penn State rallied, and with two minutes left led by two points. Wendi Willits to the rescue with a 21-footer to put Arkansas back up by one, then a steal on the ensuing PSU possession that lead to a pair of free throws. The 5-0 Willits run put Arkansas up by three with 50 seconds to play.



#22 -- ARKANSAS 45, #24 KENTUCKY 43

January 23, 1993

Undoubtedly the quirkiest win in Arkansas history. The Wildcats were returning to the top 25 for the first time in years, but the Razorbacks made sure the stay was short. It was an improbable win as Arkansas rode a five-game losing streak and was in jeopardy of losing three straight at home for the first time in school history. Defense was the key as Arkansas not only got the win, but did it in record-setting fashion. This was only the second game in Arkansas history in which no one was in double figures, and remains the only time Arkansas has won without a double-digit scorer. Shea Henderson led the team with nine points. Barnhill Arena and one of the Women's Athletics Department's W.A.R. (women's attendance record) promotions share credit for the win. At 5,391, it ranked as the fourth largest crowd to watch the Razorbacks in Barnhill Arena.

#23 -- ARKANSAS 71, #16 GEORGIA 63

February 8, 2004

Arkansas rode a three-game home losing streak for only the second time in school history into an ESPN game with #16 Georgia, but Susie Gardner continued her coaching mojo against her alma mater as the Razorbacks controlled the close game from start to finish. With only eight players on the bench due to injuries, UA was led by Shameka Christon with 28 points, a double-double from Rochelle Vaughn with 11 points and 12 assists and a near-double of 14 points and 9 rebounds from Kristin Moore.



#24 -- ARKANSAS 59, ALABAMA 58

February 2, 2003

India Lewis was known for her three-point shooting, but in her career at Arkansas she had not hit a game-winner until this afternoon in Tuscaloosa. Arkansas struggled most of the game, no player more than Lewis who entered the final seconds 0-for-7 from the field. Down by two, Lewis took the ball to her right, feinted a drive then stepped back for a fall-



#NEVER YIELD

away 22-footer as the horn sounded. The win proved a turning point for the conference season, ending a three-game losing streak.

#25 -- ARKANSAS 61,

#25 SMSU 60


December 10, 1994

For the second straight year, Arkansas knocks off top 25 SMSU, but this time it's in the Bears' den before 7,490. While Kimberly Wilson led with 19, it was Stephanie Bloomer who was the heroine. Bloomer hit a pair of free throws with 16.5 seconds to play for the win. The 6-3 post had 16 points and 13 rebounds in the game. Arkansas trailed by 10 early, and got its first lead with 2:22 left off a driving layup by Allyson Twiggs.

#26 -- ARKANSAS 79, OKLAHOMA STATE 70

February 16, 1982

Coach Matilda Willis called it her "Champagne Game" in the pregame press, but Oklahoma State was not so willing to give up Arkansas' first-ever 20-win season easily. It looked easy with a 43-29 lead at half, but the Cowgirls cut the spread to three, 69-66, with 3:17 to play. In turn, Bettye Fiscus, Connie Fitzgerald and Erma Greer stepped up with key buckets to pull away from OSU. For the game, Fiscus had 27, followed by Kim Bunge with 14 and Amanda Holley with 12 points and 10 rebounds.



#27 -- ARKANSAS 68, KSU 53

January 2, 1982

The first win for Arkansas over a top 20 ranked team. Bettye Fiscus and Amanda Holley turn in double-double games -- Fiscus an amazing 20 points with 18 rebounds and Holley 12 points with 11 rebounds. Cheryl Orcholski shares top scoring honors with 20 points of her own.

#28 -- ARKANSAS 77,

#25 ALABAMA 73

February 18, 1999

Arkansas had its Senior Day one game too late but the Razorbacks scored their first win ever at Coleman Coliseum with a 77-73 upset of 25th-ranked Alabama. Senior Sytia Messer scored a season high 21 points and senior Tennille Adams came off the bench for her second career double-double with 11 points and 10 rebounds. Alabama led by eight at halftime, but the lead wasn't enough to hold off Arkansas. The Razorbacks outscored Bama, 45-33, in the second half. Alabama crept back to within one, but freshman Amy Wright responded with a three-pointer to make it a four-point bulge, 71-67.

#29 -- #14 ARKANSAS 76, #20 TEXAS 61

January 8, 1991

The rematch with Texas is more bust than dust-up as Delmonica DeHorney dominates the lane again and Amber Nicholas pours in the assists and outside shots. Arkansas controlled the game from tip to final horn. The win proves the victory previous year at Austin was not a fluke, and with Arkansas headed out of the SWC, this proves to be the only win over Texas at Barnhill Arena in school history. It results in the largest crowd at Barnhill Arena for a women's basketball game -- 6,819 fans. When Bud Walton Arena opens, this figure is eclipsed by the growth of women's basketball popularity thanks to the SEC.



#30 -- ARKANSAS 83,

#11 IOWA 57

November 23, 1997

The Reebok Classic at the Fleet Center in Boston, Mass., was the scene of a mugging as Arkansas shredded the 11th-ranked Hawkeyes. Kamara Stancle scored 21 points in only her second game at Arkansas after transferring from Connors State JC. The Razorbacks defense forced 22 turnovers as Arkansas out-rebounded the much taller Hawkeyes, 39-22. Tennille Adams picked up her first double-double of her career with 13 points and 11 rebounds. Leading 38-29 at half, the Razorbacks crushed Iowa with a 13-0 run early in the second half and held the Hawkeyes scoreless for 4:43.

HONORABLE MENTION

ARKANSAS 78, CLEMSON 68

March 15, 2002

A game in the books as much for an individual as the team as Shameka Christon scores 36 points in 33 minutes to lead the Razorbacks in the NCAA first round. The loss was the first ever for Clemson under Jim Davies in the first round, and Christon's 36 -- made more dramatic by an early first half injury that sidelined her for seven minutes -- gave the sophomore the second most points scored in consecutive games (see Game #18) in school history.

HALL OF HONOR - BETTYE FISCUS

The first of the true greats in Razorback history, Bettye Fiscus set the definition by which all other Arkansas women’s basketball players are judged.

In a career of firsts, Fiscus received perhaps her final and most unique honor in 1994 when she became the first female athlete inducted into the University of Arkansas Sports Hall of Honor.

Fiscus was the first player to score over 1,000 points in a career, and broke the school record in only two seasons. She went on to become the only women’s basketball player over 2,000 points, and until Razorback All-American and NBA standout Todd Day in the early 1990s, Fiscus was the university’s all-time leading scorer.

Also one in a long line of Arkansas prep legends to play for the Razorbacks, she led her hometown of Wynne, Ark., to the AAA state title and was named player of the year by the Arkansas Democrat.

Her jersey number -- No. 5 -- was the first to be retired by the University of Arkansas -- male or female -- and hangs in the Razorback trophy case, as well as in Barnhill Arena.

Even though her career ended in 1985, she still holds seven Arkansas overall individual records including total points, career scoring average, field goals and free throws and seven class records. When she completed her career, she not only was the all-time leading scorer, but the leader in rebounds as well with 785.

Adding to her career honors, she was inducted into the Arkansas Sports Hall of Fame in 2006. She is married to former Arkansas men’s basketball assistant, James Dickey.



IT’S NOT ALL ABOUT SCORING

While her career rebound mark of 785 did not last more than three years, Bettye remains No. 2 on the career rebound list and the top guard-wing rebounder. Notable Razorbacks below Bettye in boards: Kodak All-American Delmonica DeHorney and SEC Player of the Year Shameka Christon

Bettye Fiscus was Arkansas’ first all-conference player, earing first-team all-SWC in 1982. She was a three-time all-SWC selection in her career, two-time all-SWC tournament and was selected to the SWC All-Decade Team

RECORDS

Two decades later, Bettye Fiscus remains Arkansas’ all-time scoring leader with 2,073 points, but the original star of the program still holds another seven individual records and seven class records.

CAREER

Points, career: 2,073
Scoring average, career: 18.5 ppg
Field goals, career: 794
Free throw attempts, career: 622
Free throw attempts, season: 229
Free throws, career: 485
Free throws, season, 183

CLASS RECORDS

Freshman pts., season (655) & game (37)
Freshman rebs, season (282) & game (18)
Freshman scoring ave.: 18.7
Freshman rebound ave.: 8.1
Sophomore rebound ave. (shared): 7.3

She also holds two records for SWC games only, career scoring average and season field goals.

BETTYE DICKEY TODAY

Bettye Dickey remains a part of the great history of the Razorback program. She was the first player in university history to have her jersey retired in 1986.

To celebrate the end of the Barnhill Arena era and the opening of Bud Walton Arena, the Women’s Athletics Department issued commemorative tickets for the first women’s game in the new facility.

Each ticket had the image of one of the four career leaders, and a special banquet was held to celebrate “A Moment in Time.” Bettye was joined at the banquet by Amber Nicholas Shirey (UA’s then assist leader) and Shelly Wallace, the only woman to break Bettye’s mark for rebounds.

As a part of the 30th anniversary season of Razorback basketball, the University chose Bettye as its Southeastern Conference Great to be honored at the 2006 SEC Women’s Basketball Tournament in North Little Rock.


She is married to current University of Houston men’s basketball coach, James Dickey.



BETTYE FISCUS’ CAREER STATS

| YEAR | GP-GS | FG-FGA | PCT. | 3P-3PA | PCT. | FT-FTA | PCT. | REB | RPG | PF-DQ | A | TO | BK | ST | PTS | PPG |
|-------|---------|----------|------|--------|------|---------|------|-----|-----|-------|-----|-----|----|-----|------|------|
| 81-82 | 35-35 | 236-486 | .486 | n/a | — | 183-229 | .799 | 282 | 8.1 | 76-2 | 34 | 85 | 11 | 76 | 655 | 18.7 |
| 82-83 | 26-25 | 181-370 | .489 | n/a | — | 114-151 | .755 | 189 | 7.3 | 56-1 | 42 | 68 | 7 | 57 | 476 | 18.3 |
| 83-84 | 23-22 | 158-296 | .534 | n/a | — | 72-94 | .766 | 137 | 6.0 | 45-1 | 29 | 49 | 0 | 27 | 388 | 16.9 |
| 84-85 | 28-28 | 219-439 | .500 | n/a | — | 116-148 | .784 | 177 | 6.3 | 45-0 | 38 | 50 | 1 | 45 | 554 | 19.8 |
| TOTAL | 112-110 | 794-1591 | .499 | n/a | — | 485-622 | .780 | 785 | 7.0 | 222-4 | 143 | 252 | 19 | 205 | 2073 | 18.5 |

Perhaps the most notable aspect of Bettye Fiscus’ career -- it came before the advent of the three-point shot.



HALL OF HONOR - DELMONICA DEHORNEY - HAWKINS

UNIVERSITY OPPONENT INFO/RECORDS HISTORY RECORDS REVIEW RAZORBACKS STAFF ITALY ARKANSAS HOOPS

Delmonica DeHorney Hawkins became the second Razorback basketball player and the fourth overall inductee to the Arkansas Hall of Honor in September 2000. The first Kodak All-American at the University of Arkansas, DeHorney set the standard by which all future post players will be judged. The only player in Southwest Conference history to receive three player of the year honors during her career, DeHorney led Arkansas to its peak of domination of the SWC and onto the national stage as a top 10 team.

DeHorney exhibited her promise her first season at Arkansas, earning SWC Newcomer of the Year honors. Her sophomore season was limited due to injuries, but the 6-4 Poteau, Okla., product came back stronger than ever as a junior.

It was during the 1989-90 season that DeHorney and Arkansas became household words in the sports world. Leading Arkansas and the SWC in scoring and field goal percentage, DeHorney paced the Razorbacks to the first win over Texas by a conference opponent. The win at Texas broke a 183-game streak and the UT strangle-hold on the conference title. As the SWC co-champions, Arkansas was selected for the NCAA tournament. DeHorney stepped up her game, earning All-NCAA West Regional team honors for her back-to-back 30-point games at the Stanford-hosted tournament. Arkansas reached the Elite Eight with DeHorney leading the way.

For her efforts, DeHorney was voted the SWC Player of the Year in 1990 as well as one of the 10 players selected by the WBCA for the Kodak All-America team.

As a senior, DeHorney proved herself again. Repeating as SWC Player of the Year, she led Arkansas to an undisputed SWC crown with a pair of wins over Texas and a 15-1 conference mark. Arkansas added the 1991 SWC Classic trophy to its collection to become the first team besides UT to win the postseason conference tournament. Ranked as high as 8th in the nation, Arkansas received a first-round bye in the 1991 NCAA Tournament, but was upset in the Sweet 16 by Lamar.



RECORDS

The post against all others are measured in Arkansas Razorback women's basketball history, Delmonica was one of the most accurate scorers in school history and the key to Arkansas leading the nation in field goal percentage during the 1990-91 season.

CAREER

Blocked shots, career: 235
Blocked shots, season: 83
Field goal %, career: 60.9%
Field goal %, season: 63.2%

CLASS RECORDS

Junior points, season (581) & game (39)
Freshman (7) and senior (6) blocked shots
Junior scoring average: 20.0 ppg
Junior season blocked shots: 83
Senior season blocked shots: 70

She also holds the record for career scoring in SWC games only along with another 10 SWC game records.

ONE OF A KIND

In the storied history of the Southwest Conference, only one woman was voted by the league coaches to a player of the year honor three times in a career. Delmonica DeHorney was the SWC Newcomer of the Year as a freshman in 1988. An injury limited her playing time as a sophomore, but she returned full force as a junior and a senior to lead the league in scoring and earn the 1990 and 1991 SWC Player of the Year award. The first player twice voted first team all-conference, DeHorney was chosen SWC Player of the Week three times and all-tournament once. Her career was remembered years later as she was the only women's basketball player voted to the five-player first-team of the SWC All-Decade Team.

One of Delmonica's three blocks that were key to Arkansas' snapping the Texas 183-game win streak in SWC games in 1990.

DELMONICA HAWKINS TODAY

Married to Jackson Hawkins and the mother of two, Delmonica lives in Baltimore, Md., and works as a juvenile probation officer. Immediately after her playing career at Arkansas, she spent a season in Japan in professional basketball, then a brief time in France. She returned to Fayetteville for the retirement of her jersey, only the second in school history, before settling with her family in Baltimore.

DeHorney-Hawkins joined the Razorback women at the 2011 SEC Championship where she was honored as an SEC Great.

DELMONICA DEHORNEY'S CAREER STATS

| YEAR | GP-GS | FG-FGA | PCT. | 3P-3PA | PCT. | FT-FTA | PCT. | REB | RPG | PF-DQ | A | TO | BK | ST | PTS | PPG |
|--------------|---------------|-----------------|-------------|------------|----------|----------------|-------------|------------|------------|---------------|-----------|------------|------------|-----------|-------------|-------------|
| 87-88 | 28-22 | 146-243 | .601 | 0-0 | — | 117-170 | .688 | 167 | 6.0 | 98-9 | 6 | 50 | 54 | 30 | 409 | 14.6 |
| 88-89 | 26-4 | 75-145 | .517 | 0-0 | — | 62-88 | .705 | 94 | 3.6 | 78-4 | 14 | 28 | 28 | 4 | 212 | 8.2 |
| 89-90 | 29-28 | 219-349 | .628 | 0-0 | — | 143-213 | .671 | 203 | 7.0 | 97-7 | 24 | 57 | 83 | 21 | 581 | 20.0 |
| 90-91 | 32-32 | 227-359 | .632 | 0-0 | — | 129-177 | .729 | 177 | 5.5 | 77-2 | 13 | 72 | 70 | 31 | 583 | 18.2 |
| TOTAL | 115-86 | 667-1096 | .609 | 0-0 | — | 451-648 | .696 | 641 | 5.6 | 350-22 | 57 | 207 | 235 | 86 | 1785 | 15.5 |



HALL OF HONOR - AMBER NICHOLAS

While others may have better statistics, arguably no other Razorback has had the impact upon the Arkansas women’s basketball program as Amber Nicholas Shirey. An All-SWC and Academic All-America player in the late 1980s and early 1990s, she is the first former women’s player to become a full-time coaching staff member at Arkansas. As a result, she played a critical hand in recruiting and coaching the athletes who replaced her in the record books.

It seems fitting that the player to hold the Arkansas record for assists would have the best winning percentage in her career (over 75%) of any Razorback. In the process, her teams won 86 games, two SWC titles and made three NCAA appearances. Thanks in part to her 538 assists, her post players led the SWC in scoring twice.

She ended her career second in steals and one of only two players to rank in the top 10 in points, rebounds, steals and assists. Nicholas can rightly lay claim to a stake in the 86 games won during her four years as she played in all 117 games and started a school-record 87 consecutive games. The 1991 SWC Tournament MVP, Nicholas also was a two-time CoSIDA Academic All-American and NCAA Post-Graduate Scholarship recipient.

Her legacy to the program continued as an assistant coach, working with guards like former SEC three-point accuracy champion Kimberly Wilson, former four-time AP All-American Christy Smith and three-point record holder Wendi Willits. She had the privilege to coach the woman who finished off her assist record, Amy Wright.



RECORDS

Of all the records that Amber Nicholas set during her career, which included virtually every assist and free throw mark, the two that speak to the essence of her game remain to this day. She is the only starting point guard to take her team to three consecutive NCAA tournaments and the only Arkansas player named MVP of the SWC Classic.

CAREER

Three-point percentage, career: 41.6%
Three-point percentage, season: 47.7%
Free throw percentage, career: 84.7%
Consecutive games started: 87

CLASS RECORDS

It’s somehow fitting that the consummate point guard of her era hold no class records. However, her post players, Delmonica DeHorney (junior season) and Shelly Wallace (senior season) hold the school class records for most points in a game, season and season scoring average.

“MISS LADY’BACK”

During the program’s 25th anniversary celebration, that’s the headline on the newspaper article about Amber Nicholas Shirey. The label fits as no person has been involved in more games than any other individual in Arkansas history, 117 as a player, 27 as a graduate assistant coach and 436 as an assistant coach. That’s a total of 580 games over a span of 19 years.

A SCHOLAR AND AN ATHLETE

Recipient of several academic awards, Amber was the first Razorback to earn an NCAA Post-Graduate Scholarship. She also was the NCAA Woman of the Year from the state of Arkansas in 1992.

AMBER SHIREY TODAY

Honored by the university with selection to the University of Arkansas Sports Hall of Honor in 2002 as the third Razorback women’s basketball player inducted, Shirey was also honored by the athletic department’s as the Legend player at the 2003 Southeastern Conference Women’s Basketball Tournament hosted in North Little Rock at ALLTEL Arena.

She married Fayetteville High softball coach Jason Shirey in 1999, and the Shireys have three children, a son, Ross, and daughters, Reese and Rheid.



AMBER NICHOLAS’ CAREER STATS

| YEAR | GP-GS | FG-FGA | PCT. | 3P-3PA | PCT. | FT-FTA | PCT. | REB | RPG | PF-DQ | A | TO | BK | ST | PTS | PPG |
|-------|--------|----------|------|---------|------|---------|------|-----|-----|-------|-----|-----|----|-----|------|------|
| 88-89 | 30-3 | 79-178 | .444 | 18-46 | .391 | 26-31 | .839 | 61 | 2.0 | 63-0 | 99 | 61 | 1 | 29 | 202 | 6.7 |
| 89-90 | 30-30 | 128-292 | .438 | 31-71 | .437 | 46-53 | .868 | 131 | 4.4 | 69-4 | 169 | 116 | 3 | 67 | 333 | 11.1 |
| 90-91 | 32-32 | 152-308 | .494 | 41-86 | .477 | 53-66 | .803 | 118 | 3.7 | 56-1 | 180 | 96 | 1 | 58 | 398 | 12.4 |
| 91-92 | 25-25 | 98-255 | .384 | 31-88 | .352 | 49-56 | .875 | 118 | 4.7 | 60-2 | 89 | 100 | 1 | 66 | 276 | 11.0 |
| TOTAL | 117-90 | 457-1033 | .442 | 121-291 | .416 | 174-206 | .845 | 428 | 3.7 | 248-7 | 537 | 373 | 5 | 220 | 1209 | 10.3 |



HALL OF HONOR - TRACY WEBB

The fourth Razorback women’s basketball player inducted into the Arkansas Sports Hall of Honor, Tracy Webb Rice was the fiery leader of the basketball team during its climb to power in the Southwest Conference era.

Webb’s scrappy play resulted in four consecutive 20-win seasons, the Razorbacks’ first women’s basketball NCAA tournament appearance and first major title with the 1987 National Women’s Invitational Tournament.

The leader of a recruiting class that put Arkansas on the map, the Batesville, Ark., native stole more than the basketball during her four-year career.

Aside from 293 basketballs, Webb stole the show and the hearts of Arkansas fans as one of the most popular on-the-court personalities of the mid-1980s. The first true point guard star, Webb finished her career holding almost all the Razorback assist and steal records. She was the first Razorback player to earn “first team” All-Southwest Conference honors, a distinction that began her senior season.

She was also one of the first three Razorbacks named conference player of the week. Her junior-season team was the first in school history to earn an NCAA berth, losing by a point at Missouri in the opening round, 66-65. Her senior season was exciting as the Razorbacks missed beating No. 1-ranked UT by a bucket in Fayetteville (59-56) and at the SWC Tournament (72-70), then was overlooked for a return trip to the NCAA. Fueled to prove they belonged in the NCAA, Webb’s team crushed the WNIT field by a 16-point average as she was named the tournament MVP.



MAKING HER POINT

Back in the 1980s, the NCAA tournament was limited to only 32 bids, and as a result many great basketball players never reached the Big Dance. Such was the case for the 1986-87 Razorbacks and their leader, Tracy Webb. Snubbed by the NCAA committee, Webb and company headed west to Amarillo, Texas, and the National Women’s Invitational Tournament on a mission. Not only did Arkansas want to win, the team crushed the opposition by a record-setting margin that stood until the end of the NWIT’s existence. That same year, Webb had a profound impact on Arkansas’ future as she impressed upon a young recruit, Amber Nicholas, her duty to stay home and take over for her at point guard.

RECORDS

One of the first true point guards in Arkansas history, Tracy Webb set the standard by which future “1” players were measured. When she finished her career in 1987, she held almost every guard oriented career mark, including assists, steals and free throw percentage. She still holds these Arkansas marks.

CAREER

Steals, career: 293
Steals, season: 95
Personal fouls: 323
Class records
Senior season steals: 95
Senior game assists: 11

She also holds the record for career assists and career steals in SWC games, plus the career and season records for best free throw percentage in SWC games.

TRACY RICE TODAY

After finishing her playing career at Arkansas, Tracy was a graduate assistant coach for the Razorbacks in 1987-88.

She worked for several years as a flight attendant for a major carrier. Married to Paul Rice and the mother of three, Webb lives in Hot Springs, Ark.


Tracy was the University of Arkansas’ honored former player at the 2005 Southeastern Conference Women’s Basketball Tournament in Greenville, S.C.

She was inducted into the Arkansas Sports Hall of Fame in 2008.



TRACY WEBB’S CAREER STATS

| YEAR | GP-GS | FG-FGA | PCT. | 3P-3PA | PCT. | FT-FTA | PCT. | REB | RPG | PF-DQ | A | TO | BK | ST | PTS | PPG |
|-------|--------|----------|------|--------|------|---------|------|-----|-----|--------|-----|-----|----|-----|------|------|
| 83-84 | 27-5 | 69-158 | .437 | n/a | — | 75-109 | .688 | 59 | 2.2 | 86-4 | 61 | 96 | 4 | 51 | 213 | 7.9 |
| 84-85 | 28-27 | 127-264 | .481 | n/a | — | 102-142 | .718 | 96 | 3.4 | 79-6 | 104 | 126 | 1 | 68 | 356 | 12.7 |
| 85-86 | 30-29 | 148-353 | .419 | n/a | — | 91-130 | .700 | 117 | 3.9 | 87-5 | 86 | 98 | 1 | 70 | 327 | 12.6 |
| 86-87 | 32-30 | 165-358 | .461 | 1-7 | .143 | 116-145 | .800 | 116 | 3.6 | 73-5 | 173 | 135 | 0 | 95 | 447 | 14.0 |
| TOTAL | 117-91 | 509-1133 | .449 | 1-7 | .143 | 384-526 | .730 | 388 | 3.3 | 325-20 | 424 | 455 | 6 | 284 | 1343 | 11.5 |



HALL OF HONOR - CHRISTY SMITH

The fifth Razorback women's basketball player inducted into the Arkansas Sports Hall of Honor, Christy Smith lives forever in the memories of women's basketball fans for her heroic leadership of the 1998 NCAA Final Four team.

She became the first Razorback to lead the nation in a NCAA statistical category by shooting 89.9% at the free throw line as a freshman. Yet, one of her 15 missed free throws that season cost Arkansas a chance to advance to overtime versus Ole Miss. That loss put Arkansas at 1-3 for SEC games, but Smith would not be denied and led Arkansas on a 6-1 finish to give the Razorbacks their best SEC finish in school history, 7-4, tied for fourth overall.

As a sophomore, Smith had the best single free throw shooting game in Division I for the 1995-96 season, a 15-of-15 effort to defeat Ohio State in the preseason WNIT. Arkansas roared to a program-best start of 13-1, but the team faltered when Smith tore her ACL at Kentucky midway through conference play. Without Smith, the team accepted a NWIT berth.

Upon her return, Arkansas opened 12-1 including Smith leading the Razorbacks' first-ever win over Tennessee, but a tough close made Arkansas the bubble team left out of the NCAA Tournament.

In her final season, Smith rallied Arkansas again into a NCAA bid, but with a ninth seed and the unenviable assignment to the Stanford-hosted subregional it appeared Smith would end her career short of her dream. But two flawless games from the West Lafayette, Ind., guard -- zero turnovers -- put Arkansas into the West Regional at Oakland. Defeating Kansas in the Sweet 16, and struggling from behind against eight-ranked Duke, Smith fulfilled her destiny appropriately at the free throw line. In the waning seconds, Duke fouled Smith twice and she calmly sank all four to send Arkansas to the Final Four in Kansas City. It remains to this day the only time an unranked team reached the Final Four.

Smith closed her career second all-time in assists and fifth in scoring. Only 31 assists shy of her coach Amber Nicholas' record, she certainly would have closed No. 1 in assists without her knee injury. She remains the highest scoring point guard in school history.

Along with her All-SEC honors, Christy was a member of the inaugural AP Women's All-America Team in 1995. She was a four-time honorable mention AP All-American, a feat made more notable by her season ending knee injury in 1996.

CHRISTY SMITH TODAY

Following her trip to the Final Four, Smith was a second round draft pick of the Charlotte Sting, and as the starting point guard for the franchise led the Sting to the WNBA Playoffs. Injuries limited her playing time the following season and eventually ended her professional career.

Smith was the fifth Razorback women's basketball player selected by the A-Club membership for inclusion in the Arkansas Hall of Honor. She was inducted in 2005.

She and former Razorback defensive back Jeromy Flowers have three children. She is currently an assistant coach with the Purdue women's basketball team.



RECORDS

The highest scoring point guard in Arkansas history, Smith was one of the most accurate free throw shooters in the nation during her career. In fact, she led Division I in 1994-95 for the season and had the single best game in all of Division I in 1995-96.

CAREER

Three-point pct., half: 100% (5-of-5)
Free throw percentage, season: 89.9%
Free throw pct., game: 100% (16-of-16)
Free throw pct., half: 100% (12-of-12)

CLASS RECORDS

Freshman steals, season: 89

In addition to these records, Smith holds another 14 records for SEC games only including career free throws, career free throw percentage and career consecutive SEC starts -- 43. In fact, she is the only Razorback to start every SEC game of her career that she was able to play.

CHRISTY SMITH'S CAREER STATS

| YEAR | GP-GS | FG-FGA | PCT. | 3P-3PA | PCT. | FT-FTA | PCT. | REB | RPG | PF-DQ | A | TO | BK | ST | PTS | PPG |
|-------|---------|----------|------|---------|------|---------|------|-----|-----|-------|-----|-----|----|-----|------|------|
| 94-95 | 30/30 | 117/307 | .381 | 40/113 | .354 | 134/149 | .899 | 76 | 2.5 | 60/1 | 133 | 134 | 2 | 89 | 408 | 13.6 |
| 95-96 | 22/22 | 111/276 | .402 | 31/102 | .304 | 110/138 | .797 | 73 | 3.3 | 47/0 | 97 | 88 | 1 | 44 | 363 | 16.5 |
| 96-97 | 28/27 | 100/273 | .366 | 45/134 | .336 | 98/121 | .810 | 68 | 2.4 | 57/0 | 131 | 82 | 1 | 52 | 343 | 12.3 |
| 97-98 | 31/31 | 93/255 | .365 | 40/116 | .345 | 119/143 | .832 | 77 | 2.5 | 67/0 | 146 | 89 | 2 | 54 | 345 | 11.1 |
| TOTAL | 111/110 | 421/1111 | .379 | 156/465 | .336 | 461/551 | .837 | 294 | 2.7 | 231/1 | 507 | 393 | 6 | 239 | 1459 | 13.1 |



Perhaps the most famous picture in Arkansas history: Christy Smith falls to her knees at center court of the Oakland Coliseum after dribbling out the final seconds of Arkansas' win over Duke to advance to the Final Four.

NON-CONFERENCE OPPONENTS

MISSOURI SOUTHERN

EXHIBITION

Sunday, Nov. 3 at Bud Walton Arena (19,200)

Location: Joplin, Missouri
Enrollment: 5,740
Colors: Green and Gold
Nickname: Lions
Home Arena (Cap.): Leggett & Platt Ath. Center
2012-13 Record: 14-13
2012-13 Conf. Rec./Place: 8-10 (MIAA)
2012-13 Postseason: NA
Final Ranking: Not Ranked
Starters Returning/Lost: 4/1
Head Coach: Ronda Hubbard (Interim)
School Record: First Season
Career Record: First Season
Media Relations: Travis Blanshan
Email: blanshan-t@mssu.edu
Office: 417-625-9359
Cell: NA
Press Row: 417-499-7899
On-Line: MSSULions.com
Series: Arkansas leads 2-0



FURMAN

Saturday, Nov. 16 at Bud Walton Arena (19,200)

Location: Greenville, S.C.
Enrollment: 2,700
Colors: Purple and White
Nickname: Paladins
Home Arena (Cap.): Timmons Arena (3,000)
2012-13 Record: 12-81
2012-13 Conf. Rec./Place: 8-12/7th (SoCon)
2012-13 Postseason: NA
Final Ranking: Not Ranked
Starters Returning/Lost: 4/1
Head Coach: Jackie Carson
School Record: 41-50 (3 seasons)
Career Record: 41-50 (3 seasons)
Media Relations: Hunter Reid
Email: hunter.reid@furman.edu
Office: 864-294-2061
Cell: 8640567-1663
Press Row: NA
On-Line: FurmanPaladins.com
Series: Arkansas leads 2-0



SAM HOUSTON STATE

ELEMENTARY DAY

Friday, Nov. 8 at Bud Walton Arena (19,200)

Location: Huntsville, Texas
Enrollment: 35,078
Colors: Orange and White
Nickname: Bearkats
Arena (Cap.): B. G. Johnson Coliseum (6,100)
2012-13 Record: 18-15
2012-13 Conf. Rec./Place: 13-5/1st (Southland)
2012-13 Postseason: WNIT First Round
Final Ranking: Not Ranked
Starters Returning/Lost: 2/3
Head Coach: Brenda Welch-Nichols
School Record: 78-130 (6 seasons)
Career Record: 210-278 (17 seasons)
Media Relations: Paul Ridings, Jason Barfield
Email: ridings@shsu.edu/jbarfield@shsu.edu
Office: 936-294-1764/3533
Cell: NA
Press Row: 936-294-1838
On-Line: gobearkats.com
Series: Arkansas leads 4-0



MIDDLE TENNESSEE STATE

Tuesday, No. 19 at Bud Walton Arena (19,200)

Location: Murfreesboro, Tennessee
Enrollment: 25,394
Colors: Royal Blue and White
Nickname: Blue Raiders
Home Arena (Cap.): Murphy Center (11,520)
2012-13 Record: 25-8
2012-13 Conf. Rec./Place: 17-3/ 1st Sun Belt
2012-13 Postseason: NCAA 1st Round
Final Ranking: Not Ranked
Starters Returning/Lost: 3/2
Head Coach: Rick Insell
School Record: 199-62 (8 seasons)
Career Record: 199-62 (8 seasons)
Media Relations: Russell Luna
Email: luna@goblueraiders.com
Office: 615-898-5270
Cell: 615-900-7837
Press Row: NA
On-Line: GoBlueRaiders.com
Series: Arkansas leads 3-0



ORAL ROBERTS

Wednesday, Nov. 13 at Bud Walton Arena (19,200)

Location: Tulsa, Oklahoma
Enrollment: 3,259
Colors: Navy Blue, Vegas Gold and White
Nickname: Golden Eagles
Home Arena (Cap.): Mabee Center (10,525)
2012-13 Record: 18-13
2012-13 Conf. Rec./Place: 13-5/t1st (Southland)
2012-13 Postseason: NCAA First Round
Final Ranking: Not Ranked
Starters Returning/Lost: 2/3
Head Coach: Misti Cussen
School Record: 18-13 (1 season)
Career Record: 18-13 (1 season)
Media Relations: Rob Walden
Email: rwalden@oru.edu
Office: 918-495-7094
Cell: 864-200-0690
Press Row: 918-495-7800
On-Line: ORUGoldenEagles.com
Series: Arkansas leads 17-8



MISSOURI STATE

Friday, Nov. 22 at Bud Walton Arena (19,200)

Location: Springfield, Missouri
Enrollment: 23,071
Colors: Maroon and White
Nickname: Lady Bears
Home Arena (Cap.): JQH Arena (11,000)
2012-13 Record: 14-17
2012-13 Conf. Rec./Place: 6-12/8th (Mo. Valley)
2012-13 Postseason: NA
Final Ranking: Not Ranked
Starters Returning/Lost: 3/2
Head Coach: Kellie Harper
School Record: First Season
Career Record: 167-128 (9 seasons)
Media Relations: Ben Adamson
Email: benadamson@missouristate.edu
Office: 417-836-4584
Cell: 405-742-7585
Press Row: 417-836-8145
On-Line: MissouriStateBears.com
Series: Arkansas leads 19-6



NON - CONFERENCE OPPONENTS

WESTERN MICHIGAN

Sunday, Nov. 24 at Bud Walton Arena (19,200)

Location: Kalamazoo, Michigan
Enrollment: 25,086
Colors: Brown and Gold
Nickname: Broncos
Home Arena (Cap.): University Arena (5,421)
2012-13 Record: 11-20
2012-13 Conf. Rec./Place: 6-10/5th W (Mid-Am)
2012-13 Postseason: NA
Final Ranking: Not Ranked
Starters Returning/Lost: 3/2
Head Coach: Shane Clippell
School Record: 11-20 (1 season)
Career Record: 24-32 (2 seasons)
Media Relations: Kristin Keirns
Email: kristin.keirns@wmich.edu
Office: 269-387-4123
Cell: 269-99-8062
Press Row: 269-387-3064
On-Line: WMUBroncos.com
Series: First Meeting



BINGHAMTON

NEW MEXICO TOURNAMENT
 Saturday, Nov. 30 at The Pit (15,411)

Location: Vestal, N.Y.
Enrollment: 14,746
Colors: Dark Green, Black and White
Nickname: Bearcats
Home Arena (Cap.): Events Center (5,142)
2012-13 Record: 6-24
2012-13 Conf. Rec./Place: 5-11 (Am. East)
2012-13 Postseason: NA
Final Ranking: Not Ranked
Starters Returning/Lost: 3/2
Head Coach: Nicole Scholl
School Record: 63-90 (5 seasons)
Career Record: 63-90 (5 seasons)
Media Relations: David O'Brian
Email: dobrian@binghamton.edu
Office: 607-777-6478
Cell: NA
Press Row: NA
On-Line: BUBearcats.com
Series: First Meeting



SOUTHEAST MISSOURI

NEW MEXICO TOURNAMENT
 Friday, Nov. 29 at The Pit (15,411)

Location: Cape Girardeau, Missouri
Enrollment: 11,729
Colors: Red and Black
Nickname: Redhawks
Home Arena (Cap.): Show Me Center (7,000)
2012-13 Record: 11-18
2012-13 Conf. Rec./Place: 5-11/5th West
2012-13 Postseason: NA
Final Ranking: Not Ranked
Starters Returning/Lost: 3/3
Head Coach: Ty Margenthaler
School Record: 18-40 (2 seasons)
Career Record: 18-40 (2 seasons)
Media Relations: Chad Twaro
Email: ctwaro@semo.edu
Office: 573-651-2294
Cell: 314-620-0855
Press Row: NA
On-Line: GoSoutheast.com
Series: First Meeting



NEW MEXICO

NEW MEXICO TOURNAMENT
 Saturday, Nov. 30 at The Pit (15,411)

Location: Albuquerque, New Mexico
Enrollment: 28,500
Colors: Cherry and Silver
Nickname: Lobos
Home Arena (Cap.): The Pit (15,411)
2012-13 Record: 17-14
2012-13 Conf. Rec./Place: 8-8/5th Mt. West
2012-13 Postseason: NA
Final Ranking: Not Ranked
Starters Returning/Lost: 4/1
Head Coach: Yvonne Sanchez
School Record: 28-34 (2)
Career Record: 28-34 (2)
Media Relations: Matt Ensor
Email: mensor@unm.edu
Office: 541-925-5520
Cell: 541-513-6627
Press Row: NA
On-Line: GoLobos.com
Series: Series tied 1-1



NEW MEXICO THANKSGIVING TOURNAMENT

| DATE | OPPONENT | TIME CT (LOCAL) |
|---------|--------------------------------------|-----------------|
| Nov. 29 | Arkansas vs. Southeast Missouri | 6 p.m./5 p.m. |
| Nov. 29 | New Mexico vs. Binghamton | 8 p.m./7 p.m. |
| Nov. 30 | Thanksgiving Tournament Consolation | 6 p.m./5 p.m. |
| Nov. 30 | Thanksgiving Tournament Championship | 8 p.m./7 p.m. |

SERIES RECORDS

| | |
|---------------------------------|-----------------|
| Arkansas vs. Binghamton | First Meeting |
| Arkansas vs. New Mexico | Series Tied 1-1 |
| Arkansas vs. Southeast Missouri | First Meeting |

Live stats at www.golobos.com



NON-CONFERENCE OPPONENTS

UNIVERSITY
OPONENT INFO/RECORDS
HISTORY
RECORDS
REVIEW
RAZORBACKS
STAFF
ITALY
ARKANSAS HOOPS

KANSAS

Wednesday, Dec. 4 at Allen Fieldhouse (16,300)

Location: Lawrence, Kansas
Enrollment: 27,939
Colors: Crimson and Blue
Nickname: Jayhawks
Home Arena (Cap.): Allen Fieldhouse (16,300)
2012-13 Record: 20-14
2012-13 Conf. Rec./Place: 8-10/7th
2012-13 Postseason: NCAA Sweet 16
Final Ranking: No. 25
Starters Returning/Lost: 2/3
Head Coach: Bonnie Henrickson
School Record: 160-135 (9 seasons)
Career Record: 318-197 (16 seasons)
Media Relations: Theresa Kurtz
Email: t.kurtz@ku.edu
Office: 785-864-7488
Cell: 785-312-1053
Press Row: 785-864-5593
On-Line: KUAthletics.com
Series: Series tied 3-3



TENNESSEE TECH

Friday, Dec. 20 at Bud Walton Arena (19,200)

Location: Cookeville, Tennessee
Enrollment: 11,385
Colors: Purple and Gold
Nickname: Golden Eagles
Home Arena (Cap.): Eblen Center (9,280)
2012-13 Record: 19-12
2012-13 Conf. Rec./Place: 12-4/1st
2012-13 Postseason: xx
Final Ranking: Not Ranked
Starters Returning/Lost: 3/4
Head Coach: Jim Davis
School Record: 19-12 (1 season)
Career Record: 393-217 (20 seasons)
Media Relations: Jocelyn VerVelde
Email: jvervelde@tntech.edu
Office: 931-372-3293
Cell: 920-889-1135
Press Row: NA
On-Line: TTUSports.com
Series: Arkansas trails 0-1



NORTHWESTERN STATE

Saturday, Dec. 7 at Bud Walton Arena (19,200)

Location: Natchitoches, Louisiana
Enrollment: 9,447
Colors: Purple, White, Orange Trim
Nickname: Lady Demons
Home Arena (Cap.): Prather Coliseum (3,900)
2012-13 Record: 12-18
2012-13 Conf. Rec./Place: 7-11/8th
2012-13 Postseason: NA
Final Ranking: Not Ranked
Starters Returning/Lost: 4/1
Head Coach: Brooke Stoehr/Scott Stoehr
School Record: 12-18 (1 season)
Career Record: 12-18 (1 season)
Media Relations: Matthew Fowler
Email: fowlerm@nsula.edu
Office: 318-357-6467
Cell: 318-663-5701
Press Row: 318-357-4544
On-Line: NSUDemons.com
Series: Arkansas leads 10-3



MISSISSIPPI VALLEY STATE

Saturday, Dec. 28 at Bud Walton Arena (19,200)

Location: Itta Bena, Mississippi
Enrollment: 2,500
Colors: Forest Green and White
Nickname: Devilettes
Home Arena (Cap.): RW Harrison HPER (10,000)
2012-13 Record: 17-15
2012-13 Conf. Rec./Place: 12-6/2nd
2012-13 Postseason: NA
Final Ranking: Not Ranked
Starters Returning/Lost: 2/3
Head Coach: Elvis Robinson
School Record: 17-15 (1 season)
Career Record: 17-15 (1 season)
Media Relations: Kenneth Mister
Email: kcmister@mvsu.edu
Office: 662-254-3011
Cell: NA
Press Row: NA
On-Line: MVSUSports.com
Series: Arkansas leads 9-0



TULSA

Tuesday, Dec. 10 at Bud Walton Arena (19,200)

Location: Tulsa, Oklahoma
Enrollment: 4,187
Colors: Old Gold, Royal Blue and Crimson
Nickname: Golden Hurricane
Arena (Cap.): Donald W. Reynolds Center (8,355)
2012-13 Record: 17-17
2012-13 Conf. Rec./Place: 8-8/6th
2012-13 Postseason: NCAA First Round
Final Ranking: Not Ranked
Starters Returning/Lost: 3/2
Head Coach: Matilda Mossman
School Record: 30-32 (2 seasons)
Career Record: 177-125 (10 seasons)
Media Relations: Stephanie Hall
Email: stephanie-hall@utulsa.edu
Office: 918-631-2163
Cell: 918-232-2393
Press Row: x918-631-5400
On-Line: TulsaHurricane.com
Series: Arkansas leads 17-2



COLLEN VERSUS THE OPPONENTS

| TEAM | W | L | TEAM | W | L | TEAM | W | L | TEAM | W | L | ARKANSAS HOOPS |
|-----------------------|----|---|--------------------------|---|---|----------------------|---|---|-------------------|-----|-----|----------------|
| Air Force | 11 | 0 | Georgia Southern | 3 | 0 | Northwestern State | 3 | 0 | Texas San Antonio | 0 | 1 | |
| Akron | 1 | 0 | Georgia State | 1 | 0 | Notre Dame | 2 | 1 | Texas Southern | 2 | 0 | ITALY |
| Alabama | 6 | 2 | Grambling State | 1 | 0 | Oakland | 1 | 1 | Texas Tech | 1 | 2 | |
| Alabama State | 1 | 0 | Hampton | 1 | 0 | Ohio | 1 | 0 | Tulane | 2 | 2 | |
| Alabama-Birmingham | 2 | 0 | Hawai'i | 1 | 0 | Oklahoma | 1 | 2 | Tulsa | 5 | 1 | |
| Alcorn State | 1 | 0 | High Point | 2 | 0 | Oklahoma State | 1 | 0 | UC Santa Barbara | 2 | 1 | |
| Arizona | 1 | 1 | Houston | 3 | 0 | Ole Miss | 6 | 5 | UCLA | 0 | 1 | |
| Arizona State | 1 | 1 | Idaho | 1 | 0 | Oral Roberts | 4 | 0 | UNLV | 9 | 3 | |
| Auburn | 4 | 7 | Illinois State | 0 | 1 | Oregon | 2 | 0 | Utah | 7 | 5 | |
| Austin Peay | 1 | 0 | Indiana | 2 | 1 | Oregon State | 2 | 1 | Valparaiso | 1 | 0 | STAFF |
| Ball State | 1 | 0 | Indiana State | 1 | 0 | Pacific | 1 | 0 | Vanderbilt | 1 | 8 | |
| Belmont | 1 | 0 | Iona | 1 | 0 | Pepperdine | 1 | 0 | VCU | 1 | 0 | |
| Brigham Young | 9 | 2 | IPFW | 1 | 0 | Pittsburgh | 2 | 0 | Vermont | 1 | 1 | |
| Butler | 2 | 0 | Jackson State | 3 | 0 | Portland State | 2 | 0 | Villanova | 2 | 0 | |
| Cal State Fullerton | 1 | 0 | Kansas | 1 | 1 | Princeton | 1 | 0 | Wake Forest | 1 | 0 | |
| Cal State Northridge | 1 | 0 | Kansas State | 1 | 1 | Providence | 1 | 1 | Washington | 2 | 0 | RAZORBACKS |
| California | 1 | 1 | Kentucky | 4 | 8 | Purdue | 0 | 1 | Washington State | 1 | 0 | |
| Charlotte | 2 | 0 | Lamar | 1 | 0 | Radford | 1 | 0 | Weber State | 2 | 0 | |
| Chattanooga | 0 | 1 | La-Monroe | 1 | 0 | Rice | 3 | 0 | West Virginia | 2 | 3 | |
| Cincinnati | 5 | 1 | LaSalle | 1 | 0 | Rutgers | 2 | 1 | Western Illinois | 1 | 0 | |
| Clemson | 1 | 0 | Lipscomb | 1 | 0 | Sacramento State | 2 | 0 | Western Kentucky | 4 | 1 | REVIEW |
| Cleveland State | 0 | 1 | Long Beach State | 1 | 0 | Sam Houston State | 2 | 0 | Western Michigan | 1 | 1 | |
| Colorado | 3 | 0 | Louisville | 1 | 0 | San Diego State | 4 | 2 | Winthrop | 1 | 0 | |
| Connecticut | 0 | 4 | Loyola Marymount | 1 | 0 | San Jose State | 2 | 0 | Wisc.-Green Bay | 1 | 1 | |
| Coppin State | 2 | 0 | LSU | 4 | 8 | Santa Clara | 1 | 1 | Wisconsin | 0 | 1 | |
| Dartmouth | 1 | 0 | Maine | 1 | 0 | Seton Hall | 2 | 0 | Wyoming | 12 | 0 | |
| Davidson | 1 | 0 | Marquette | 5 | 3 | SIU-Edwardsville | 3 | 0 | Xavier | 4 | 1 | RECORDS |
| Dayton | 2 | 0 | Maryland | 1 | 0 | South Carolina | 3 | 4 | TOTAL | 330 | 149 | |
| Delaware | 1 | 0 | Memphis | 7 | 0 | South Florida | 2 | 1 | | | | |
| DePaul | 1 | 4 | Michigan | 0 | 1 | South Florida | 1 | 1 | | | | |
| Detroit | 2 | 0 | Middle Tennessee State | 2 | 0 | Southern California | 1 | 1 | | | | |
| Drake | 1 | 0 | Minnesota | 1 | 1 | Southern Methodist | 4 | 2 | | | | |
| East Carolina | 1 | 1 | Mississippi State | 5 | 2 | Southern Mississippi | 2 | 0 | | | | |
| East Tennessee State | 1 | 0 | Mississippi Valley State | 4 | 0 | St. Bonaventure | 1 | 0 | | | | |
| Eastern Illinois | 1 | 0 | Missouri | 3 | 1 | St. Francis | 1 | 0 | | | | |
| Eastern Kentucky | 1 | 0 | Missouri State | 1 | 0 | St. Johns | 2 | 1 | | | | |
| Eastern Michigan | 2 | 0 | Morehead State | 1 | 0 | St. Louis | 3 | 0 | | | | |
| Eastern Washington | 1 | 0 | Morgan State | 1 | 0 | Stephen F. Austin | 1 | 0 | | | | |
| Evansville | 1 | 0 | Murray State | 1 | 0 | Stetson | 1 | 0 | | | | |
| Florida | 4 | 8 | Nevada | 2 | 0 | SW Missouri State | 1 | 0 | | | | |
| Florida A&M | 1 | 0 | New Mexico | 6 | 4 | Syracuse | 4 | 0 | | | | |
| Florida Atlantic | 1 | 0 | New Orleans | 1 | 0 | TCU | 3 | 3 | | | | |
| Florida International | 0 | 1 | North Carolina State | 0 | 1 | Tennessee | 1 | 6 | | | | |
| Florida State | 1 | 1 | North Dakota | 1 | 0 | Tennessee State | 1 | 0 | | | | |
| Furman | 4 | 0 | Northern Arizona | 2 | 0 | Texas A&M | 0 | 2 | | | | |
| Georgetown | 2 | 0 | Northern Colorado | 2 | 0 | Texas Arlington | 2 | 0 | | | | |
| Georgia | 1 | 8 | Northwestern | 1 | 1 | Texas El Pason | 2 | 1 | | | | |

THE SOUTHEASTERN CONFERENCE

With eight national championships, 10 runner-up finishes, a nation-leading 34 Final Four appearances and 112 first-team All-America honors, the Southeastern Conference stands firmly as the nation's premier intercollegiate women's basketball conference.



SEC BY THE NUMBERS

- The SEC has posted impressive non-conference records in the last decade. The SEC compiled a 166-52 (.765) non-conference record during the 2012-13 season.
- Since the 1990 season, the SEC has compiled a 3295-983 (.770) record against other conferences. The league has recorded 150+ wins during nine seasons and has never recorded a non-conference winning percentage below .723.
- SEC teams have earned appearances in 25 of 31 NCAA Final Fours, an accomplishment unmatched by any other league.
- Overall, SEC squads have filled 34 of the 128 Final Four berths, including having two Final Four teams in 1988 (Auburn, Tennessee), 1989 (Auburn, Tennessee), 1995 (Georgia, Tennessee), 1996 (Georgia, Tennessee), 1998 (Arkansas, Tennessee), 2004 (LSU, Tennessee), 2005 (LSU, Tennessee), 2007 (LSU, Tennessee) and 2008 (LSU, Tennessee).
- SEC teams have made 18 appearances in a nation-high 16 NCAA Championship games, winning eight NCAA Championships (Tennessee: 1987, 1989, 1991, 1996, 1997, 1998, 2007 and 2008).
- The league also had the distinction of providing both national finalists twice in its history in 1996 (Tennessee 83, Georgia 65) and in 1989 (Tennessee 76, Auburn 60).
- SEC teams have won 361 NCAA Tournament games against 187 losses (.659) for an average of 11.3 NCAA wins per year.
- In addition, all 14 current members have appeared in the NCAA Tournament.
- The SEC has paced the pack in NCAA tournament bids 22 times in its 32-year history.
- Until 2004, the SEC was the only conference to ever have eight teams receive NCAA bids. The league has achieved this feat three times, in 1999, 2002 and 2012.
- The SEC was also the first league to ever have seven teams invited to the NCAA Tournament and earned this honor a leading nine times (1986, 1991, 1995, 1996, 1997, 2003, 2004, 2009 & 2013).
- The SEC is one of a handful of leagues to have won three national tournament titles with eight NCAA, two WNIT and three NWIT. Along with the eight NCAA championships won by Tennessee, Arkansas (1999) and Auburn (2003) captured the current Women's NIT titles. But the first-ever SEC national title belongs to Georgia, winners of the 1981 NWIT which predates the current NCAA tournament. LSU (1985) and Kentucky (1990) also won NWIT titles. Both Arkansas (1987) and South Carolina (1979) won the WNIT as members of their previous conferences.
- In 2003, Auburn won the WNIT title with wins over South Alabama, Florida State, Richmond, Creighton and Baylor. In 1999, the Arkansas Lady Razorbacks defeated Wisconsin 76-64 to claim the SEC's first WNIT championship.
- In 1981, Georgia defeated Pittsburg, California and Arizona State (in OT) to capture the NWIT Championship, the first-ever national championship of any kind for the SEC in women's basketball.

INDIVIDUAL HONORS

- The SEC has had 60 student-athletes named as a First-Team All-America selection. Those 60 have been named a total of 87 times since the 1982-83 season (first year of SEC sponsorship).
- All-Americans were first named in women's basketball in 1975. Since that time, league schools have had 68 players named first-team a total of 112 times.
- The league has had six Honda Sports Awards winners in Katrina McClain, Georgia (1987); Bridgette Gordon, Tennessee (1989); Chamique Holdscaw, Tennessee (1997 and 1998); and Candace Parker, Tennessee (2007 and 2008).
- Tennessee's Chamique Holdscaw was named the winner of the Honda-Broderick Cup, as the Collegiate Woman Athlete of the Year, in 1998.
- Seven Naismith Player of the Year winners have come from the SEC. They include Saudia Roundtree, Georgia (1996), Chamique Holdscaw, Tennessee (1998 and 1999), Tamika Catchings, Tennessee (2000), Seimone Augustus, LSU (2005 and 2006) and Candace Parker, Tennessee (2008).
- SEC teams have provided 140 All-Region performers, including 28 Most Outstanding Players.
- Over the past 32 years, 38 Final Four All-Tournament Team members have come from SEC schools.
- In 1996, the entire all-tournament team was made up of SEC players.
- Nine NCAA Post-Graduate Scholarship winners and 29 Academic All-Americans hail from the SEC.

SEC IN THE WNBA

- The Southeastern Conference had 24 former SEC student-athletes make 2013 WNBA opening day rosters.
- Overall, the SEC has had 121 former players go on to play in the league.
- In this year's WNBA draft, a total of seven SEC women's basketball players were taken.
- Since the inaugural WNBA draft in 1997, the SEC has had 126 former players drafted for the professional league, including five No. 1 picks.

| NCAA APPEARANCES | NCAA TITLES | NCAA TOURNAMENT WINS | FINAL FOUR APPEARANCES |
|----------------------|----------------------|-----------------------|------------------------|
| SEC 195 | Big East 9 | SEC 361 | SEC 34 |
| ACC 149 | SEC 8 | Big East 226 | Big East 23 |
| Big Ten 134 | ACC 2 | ACC 216 | ACC 14 |
| Big East 133 | Big 12 3 | Big Ten 154 | Pac-12 12 |
| Pac-12 108 | Pac-12 2 | Big 12 153 | Sun Belt 8 |
| Big 12 105 | Independents 1 | Pac-12 139 | Big Ten 8 |
| Atlantic 10 76 | Sun Belt 1 | Sun Belt 65 | Big 12 8 |
| Sun Belt 50 | Big Ten 1 | Atlantic 10 60 | Independents 6 |
| C-USA 48 | | Independents 32 | Colonial 1 |
| MVC 42 | | | |

THE SOUTHEASTERN CONFERENCE

SEC IN USA BASKETBALL

- SEC schools have produced 39 Olympians since 1976, with 35 coming since the SEC began sponsoring women's basketball.
- In addition, other USA Basketball rosters included 22 on the National Team, 18 on the U18 National Team, 18 on the U19 World Championship Team, 21 on the Pan American Team, and 44 have been on the World University Game Team.
- While at an SEC school, 13 head coaches have been named to coach, as an assistant or head coach, for USA Basketball teams.

DOMINANCE IN THE POLLS

- Since the SEC began to sponsor women's basketball in 1982, it has failed only three times to place at least four members in each of the final polls (the USA Today/ESPN poll began in 1986).
- Last season, the SEC had five in the final of both polls, with two more receiving votes in Associated Press and one receiving votes in coaches.
- In terms of rankings, the SEC has the richest history of any conference in the nation, boasting more poll appearances than any other.
- Since the 1982 season, SEC teams have been ranked 556 consecutive weeks in the AP Poll.
- Since, 1982, league teams have been ranked 2,842 times, including 1,517 Top 10 appearances and 750 Top 5 appearances.
- Overall, the league teams have been ranked 650 consecutive weeks, with teams ranked a total of 3,117 times. The SEC has 1,531 Top 10 appearances and 752 Top Five appearances overall.
- SEC teams can also boast of 136 No. 1 rankings in the AP Poll.
- The league has had the top three teams in the AP Poll twice. In week three in 2005 and in week eight in 1989.
- A nation-leading eight SEC teams were ranked at one point in the AP and CNN/USA Today Top 25 polls during the 1995-96 season. The league mirrored that feat during the 1996-97 season.



MIKE SLIVE
Commissioner



TAMMY WILSON
Assoc. Director of
Communications

| YEAR BY YEAR IN THE NCAA | | | REGULAR SEASON | | | TOURNAMENT CHAMPIONS (Tournament begins in 1986) | | |
|---|--|-----------------|--|-------------|------|--|------|------------|
| YEAR | NUMBER OF TEAMS | DRAW | YEAR | CHAMPION | SEC | OVERALL | YEAR | CHAMPION |
| 1982 | 5 [^] (AU, UG, UK, UM, UT) | 32 | 1980 | Tennessee | — | 33-5 | 1986 | Georgia |
| 1983 | 5 (AU, UG, UK, UM, UT) | 36 [#] | 1981 | Auburn | — | 26-7 | 1987 | Auburn |
| 1984 | 5 (BAMA, UG, LSU, UM, UT) | 32 | 1982 | Kentucky | — | 24-8 | 1988 | Tennessee |
| 1985 | 4 (AU, UG, UM, UT) | 32 | 1983 | Georgia | 4-4 | 27-7 | 1989 | Tennessee |
| 1986 | 7 [^] (AU, UG, UK, LSU, UM, UT, VU) | 40 | 1984 | Georgia | 7-1 | 30-3 | 1990 | Auburn |
| 1987 | 6 (AU, UG, LSU, UM, UT, VU) | 40 | 1985 | Tennessee | 4-4 | 22-10 | 1991 | LSU |
| 1988 | 6 [^] (BAMA, AU, UG, LSU, UM, UT) | 40 | 1986 | Georgia | 9-0 | 30-2 | 1992 | Tennessee |
| 1989 | 6 [^] (AU, UG, LSU, UM, UT, VU) | 48 | 1987 | Auburn | 8-1 | 31-2 | 1993 | Vanderbilt |
| 1990 | 6 [^] (AU, UG, LSU, UM, UT, VU) | 48 | 1988 | Auburn | 9-0 | 32-3 | 1994 | Tennessee |
| 1991 | 7 [^] (AU, UG, UK, LSU, UM, UT, VU) | 48 | 1989 | Auburn | 9-0 | 32-3 | 1995 | Vanderbilt |
| 1992 | 4 (BAMA, UM, UT, VU) | 48 | 1990 | Tennessee | 8-1 | 27-6 | 1996 | Tennessee |
| 1993 | 6 (BAMA, AU, UF, UG, UT, VU) | 48 | 1991 | Georgia | 9-0 | 28-4 | 1997 | Auburn |
| 1994 | 6 (BAMA, AU, UF, UM, UT, VU) | 64 | 1992 | Mississippi | 11-0 | 29-3 | 1998 | Tennessee |
| 1995 | 7 (UA, BAMA, UF, UG, UM, UT, VU) | 64 | 1993 | Tennessee | 11-0 | 29-3 | 1999 | Tennessee |
| 1996 | 7 (BAMA, AU, UF, UG, UM, UT, VU) | 64 | 1994 | Tennessee | 11-0 | 31-2 | 2000 | Tennessee |
| 1997 | 7 (BAMA, AU, UF, UG, LSU, UT, VU) | 64 | 1995 | Tennessee | 11-0 | 34-3 | 2001 | Georgia |
| 1998 | 6 (UA, BAMA, UF, UG, UT, VU) | 64 | 1996 | Georgia | 10-1 | 28-5 | 2002 | Vanderbilt |
| 1999 | 8 (AL, AU, UF, UG, UK, LSU, UT, MSU) | 64 | 1997 | Georgia | 11-1 | 25-6 | 2003 | LSU |
| 2000 | 6 (AU, UG, LSU, UT, MSU, VU) | 64 | 1998 | Tennessee | 14-0 | 39-0 | 2004 | Vanderbilt |
| 2001 | 6 (Arkansas, UF, UG, LSU, UT, VU) | 64 | 1999 | Tennessee | 13-1 | 31-3 | 2005 | Tennessee |
| 2002 | 8 (AR, UF, UG, LSU, MSU, USC, UT, VU) | 64 | 2000 | Georgia | 13-1 | 32-4 | 2006 | Tennessee |
| 2003 | 7 (AR, UG, LSU, MSU, USC, UT, VU) | 64 | 2001 | Tennessee | 14-0 | 31-3 | 2007 | Vanderbilt |
| 2004 | 7 (AU, UF, UG, LSU, UM, UT, VU) | 64 | 2002 | Tennessee | 13-1 | 29-5 | 2008 | Tennessee |
| 2005 | 5 (UG, LSU, UM, UT, VU) | 64 | 2003 | Tennessee | 14-0 | 33-1 | 2009 | Vanderbilt |
| 2006 | 6 (UF, UG, UK, LSU, UT, VU) | 64 | 2004 | Tennessee | 14-0 | 30-3 | 2010 | Tennessee |
| 2007 | 5 (UG, LSU, UM, UT, VU) | 64 | 2005 | LSU | 14-0 | 33-3 | 2011 | Tennessee |
| 2008 | 5 (AU, UG, LSU, UT, VU) | 64 | 2006 | LSU | 13-1 | 31-4 | 2012 | Tennessee |
| 2009 | 7 (AU, UF, UG, LSU, MSU, UT, VU) | 64 | 2007 | Tennessee | 14-0 | 34-3 | 2013 | Texas A&M |
| 2010 | 6 (UG, UK, LSU, MSU, UT, VU) | 64 | 2008 | LSU | 14-0 | 31-6 | | |
| 2011 | 4 (UG, UK, UT, VU) | 64 | 2009 | Auburn | 12-2 | 30-4 | | |
| 2012 | 8 (AR, UF, UG, UK, LS, SC, UN, VU) | 64 | 2010 | Tennessee | 15-1 | 32-3 | | |
| 2013 | 7 (UG, UK, LS, SC, TAMU, UT, VU) | 64 | 2011 | Tennessee | 16-0 | 34-3 | | |
| -- Years Arkansas was also in the NCAA from SWC | | | 2012 | Kentucky | 13-3 | 28-7 | | |
| ^ -- Years S. Carolina was in the NCAA from Metro | | | 2013 | Tennessee | 14-2 | 27-7 | | |
| # -- 32 teams + 4 from play-in first-round games | | | (From 1980 to 1985, the SEC champion was the winner of the SEC tournament. | | | | | |
| | | | Since 1986, the SEC champion has been determined by a round-robin schedule.) | | | | | |

ARKANSAS HOOPS

ITALY

STAFF

RAZORBACKS

REVIEW

RECORDS

HISTORY

OPPONENT INFO/RECORDS

UNIVERSITY

ALABAMA CRIMSON TIDE

Thursday, Feb. 13 || 7 p.m. || Fayetteville, Arkansas (Bud Walton Arena, 19,200)

GENERAL INFORMATION

Location: Tuscaloosa, Ala.
Enrollment: 33,602
Founded: April 12, 1831
Colors: Crimson and White
Arena: Foster Auditorium (3,800)
Press Row Phone: 205-458-6084
President: Dr. Judy Bonner
Athletic Director: Bill Battle

COACHING STAFF

Head Coach: Kristy Curry
Alma Mater: NE Louisiana, 1988
Record at School: 0-0
Career Record: 309-149 (14)
Assistants: Shereka Wright,
 Kelly Curry, Terry Nooner

TEAM INFORMATION

2012-13 Record: 13-18
SEC Record/Finish: 2-14
Postseason: NA
Final Ranking: Not Ranked
Letterwinners Ret./Lost: 6/7
Starters Ret./Lost: 2/3

SERIES INFORMATION

Series Record: Arkansas leads 17-14
Last Meeting: Arkansas won, 91-80
In Fayetteville: 9-5
In Tuscaloosa: 7-7
Neutral: 1-2

MEDIA RELATIONS

Basketball Contact: Jessica Paré
Office: 205-348-3673
Cell: 205-394-5985
Email: jpare@ia.ua.edu
Website: RollTide.com



2012-13 RESULTS

| | | | |
|-----------|---------------------|-----|-------|
| 11/11/12 | JACKSONVILLE STATE | W | 80-43 |
| 11/13/12 | at Houston | W | 83-74 |
| 11/17/12 | ARKANSAS-PINE BLUFF | W | 79-60 |
| 11/19/12 | NORTH TEXAS | W03 | 88-83 |
| 11/25/12 | SE LOUISIANA | W | 97-62 |
| 12/01/12 | at Wisconsin | L | 50-69 |
| 12/08/12 | CHATTANOOGA | L | 58-72 |
| 12/15/12 | at Troy | W | 80-71 |
| 12/17/12 | WOFFORD | L | 52-58 |
| 12/21/12 | VIRGINIA | W02 | 73-70 |
| 12/28/12 | vs Cincinnati | W | 58-47 |
| 12/29/12 | vs LIU Brooklyn | W | 80-58 |
| 12/30/12 | at Hawai'i | W | 44-43 |
| *01/03/13 | at Texas A&M | L | 52-91 |
| *01/06/13 | KENTUCKY | L | 70-87 |
| *01/10/13 | GEORGIA | L | 83-95 |
| *01/13/13 | at Ole Miss | W | 83-75 |
| *01/20/13 | at Tennessee | L | 69-96 |
| *01/24/13 | AUBURN | W | 61-51 |
| *01/27/13 | VANDERBILT | L | 58-67 |
| *01/31/13 | at Georgia | L | 59-65 |
| *02/03/13 | at Florida | L | 54-87 |
| *02/07/13 | SOUTH CAROLINA | L | 53-65 |
| *02/10/13 | ARKANSAS | L03 | 80-91 |
| *02/17/13 | at Auburn | L | 53-70 |
| *02/21/13 | at Mississippi St. | L | 51-75 |
| *02/24/13 | FLORIDA | L | 61-67 |
| *02/28/13 | at LSU | L | 42-76 |
| *03/03/13 | MISSOURI | L | 64-88 |
| 03/06/13 | vs Mississippi St. | W | 63-36 |
| 03/07/13 | vs South Carolina | L | 35-77 |

2013-14 SCHEDULE

| | |
|----------|------------------------------|
| 11/4/13 | West Alabama (Exh.) |
| 11/8/13 | at Chattanooga |
| 11/11/13 | at Nebraska |
| 11/17/13 | at Duke |
| 11/21/13 | Wisconsin |
| 11/25/13 | Alabama A&M |
| 11/29/13 | at St. Mary's |
| 11/30/13 | vs. Cal State Fullerton |
| 12/4/13 | UT Martin |
| 12/8/13 | Houston |
| 12/17/13 | Jacksonville |
| 12/20/13 | Troy |
| 12/28/13 | vs. Princeton |
| 12/29/13 | at Virginia/vs. Coppin State |
| 01/2/14 | Kentucky* |
| 01/5/14 | at Texas A&M* |
| 01/12/14 | Ole Miss* |
| 01/16/14 | Auburn* |
| 01/19/14 | at South Carolina* |
| 01/23/14 | at Kentucky* |
| 01/26/14 | Georgia* |
| 01/30/14 | at Florida* |
| 02/2/14 | Tennessee*, |
| 02/9/14 | at Missouri* |
| 02/13/14 | at Arkansas* |
| 02/16/14 | Texas A&M* |
| 02/20/14 | Mississippi State* |
| 02/23/14 | at Vanderbilt* |
| 02/27/14 | at Auburn* |
| 3/2/14 | LSU* |
| 3/5-9/14 | SEC Championship |

AUBURN TIGERS

Sunday, Feb. 2 || 2 p.m. || Fayetteville, Arkansas (Bud Walton Arena, 19,200)

GENERAL INFORMATION

Location: Auburn, Ala.
Enrollment: 25,134
Founded: Oct. 1, 1856
Colors: Burnt Orange and Navy
Arena: Auburn Arena (9,121)
Press Row Phone: 334-844-1933
President: Dr. Jay Gogue
Athletic Director: Jay Jacobs

COACHING STAFF

Head Coach: Terri Williams-Flournoy
Alma Mater: Penn State, 1991
Record at School: 19-15 (1)
Career Record: 162-119 (9)
Assistants: Ty Evans,
 Caroline McCombs, Adrian Walters

TEAM INFORMATION

2012-13 Record: 19-15
SEC Record/Finish: 5-11/t10th
Postseason: WNIT Quarterfinals
Final Ranking: Not Ranked
Letterwinners Ret./Lost: 6/6
Starters Ret./Lost: 3/2

SERIES INFORMATION

Series Record: Arkansas trails 12-19
Last Meeting: Arkansas L, 47-50
In Fayetteville: 7-7
In Auburn: 4-10
Neutral: 1-2

MEDIA RELATIONS

Basketball Contact: Matt Crouch
Office: 334-844-9800
Cell: 334-740-4109
Email: mcrouch@auburn.edu
Website: AuburnTigers.com



2012-13 RESULTS

| | | | |
|-----------|----------------------|---|-------|
| 11/09/12 | vs Maine | W | 71-41 |
| 11/10/12 | at NC State | L | 71-85 |
| 11/15/12 | ALABAMA STATE | W | 80-43 |
| 11/18/12 | ALABAMA A&M | W | 93-44 |
| 11/23/12 | vs San Diego State | L | 57-78 |
| 11/24/12 | vs TAMU - CC | W | 72-57 |
| 11/28/12 | at Tulane | W | 70-65 |
| 12/09/12 | HOFSTRA | W | 68-58 |
| 12/12/12 | at George Washington | W | 69-59 |
| 12/16/12 | TEMPLE | W | 71-49 |
| 12/19/12 | CHATTANOOGA | W | 53-40 |
| 12/22/12 | JACKSONVILLE | W | 85-49 |
| 12/29/12 | SAMFORD | W | 80-51 |
| *01/03/13 | ARKANSAS | W | 50-47 |
| *01/06/13 | at Missouri | L | 76-82 |
| *01/10/13 | OLE MISS | W | 76-52 |
| *01/13/13 | at Texas A&M | L | 56-78 |
| *01/17/13 | TENNESSEE | L | 66-75 |
| *01/20/13 | at Kentucky | L | 53-97 |
| *01/24/13 | at Alabama | L | 51-61 |
| *01/31/13 | LSU | L | 55-59 |
| *02/03/13 | at South Carolina | L | 51-59 |
| *02/07/13 | at Georgia | L | 58-61 |
| *02/10/13 | FLORIDA | L | 57-65 |
| *02/17/13 | ALABAMA | W | 70-53 |
| *02/21/13 | at Tennessee | L | 61-83 |
| *02/24/13 | MISSOURI | W | 67-59 |
| *02/28/13 | at Vanderbilt | L | 44-59 |
| *03/03/13 | MISSISSIPPI ST. | W | 74-65 |
| 03/07/13 | vs LSU | L | 62-65 |
| 03/20/13 | UAB | W | 80-57 |
| 03/24/13 | WESTERN KENTUCKY | W | 84-66 |
| 03/27/13 | TULANE | W | 72-52 |
| 03/30/13 | DREXEL | L | 43-56 |

2013-14 SCHEDULE

| | |
|----------|--------------------------|
| 11/09/13 | vs. Georgia Southern |
| 11/13/13 | vs. Jacksonville State |
| 11/16/13 | at Temple |
| 11/19/13 | at Alabama A&M |
| 11/24/13 | at Tennessee-Chattanooga |
| 11/29/13 | vs. Ball State |
| 11/30/13 | vs. Iowa State |
| 12/03/13 | vs. Tulane |
| 12/06/13 | vs. St. John's |
| 12/15/13 | vs. Florida A&M |
| 12/18/13 | vs. Presbyterian |
| 12/21/13 | vs. UCLA |
| 12/22/13 | at Minnesota |
| 01/05/14 | at Mississippi State* |
| 01/09/14 | Vanderbilt* |
| 01/12/14 | South Carolina* |
| 01/16/14 | at Alabama* |
| 01/19/14 | Kentucky* |
| 01/23/14 | at LSU* |
| 01/26/14 | at Florida* |
| 01/30/14 | Texas A&M* |
| 02/02/14 | at Arkansas* |
| 02/09/14 | Mississippi State* |
| 02/13/14 | at Vanderbilt* |
| 02/16/14 | Missouri* |
| 02/20/14 | at Tennessee* |
| 02/23/14 | Georgia* |
| 02/27/14 | Alabama* |
| 03/02/14 | at Ole Miss* |
| 3/5-9/14 | SEC Championship |

FLORIDA GATORS

Thursday, Jan. 9 || TBA || Gainesville, Florida (Stephen C. O'Connell Center, 11,373)
Thursday, Feb. 6 || 7 p.m. || Fayetteville, Arkansas (Bud Walton Arena, 19,200)

GENERAL INFORMATION

Location: Gainesville, Fla.
Enrollment: 49,785
Founded: 1853
Colors: Orange and Blue
Arena: Stephen C. O'Connell Cnt. (11,373)
Press Row Phone: 352-375-1801
President: Dr. J Bernard Machen
Athletic Director: Jeremy Foley

COACHING STAFF

Head Coach: Amanda Butler
Alma Mater: Florida, 1995
Record at School: 98-67 (5)
Career Record: 138-89 (7)
Assistants: Angela Crosby,
David Lowery, Murriel Page

TEAM INFORMATION

2012-13 Record: 22-15
SEC Record/Finish: 6-10
Postseason: WNIT Semifinal
Final Ranking: Not Ranked
Letterwinners Ret./Lost: 46/4
Starters Ret./Lost: 3/2

SERIES INFORMATION

Series Record: Arkansas trails 8-222
Last Meeting: Arkansas L, 59-64
In Fayetteville: 4-9
In Gainesville: 3-9
Neutral: 1-4

MEDIA RELATIONS

Basketball Contact: Kathy Cafazzo
Office: 352-375-4683, ext. 6133
Cell: Not Available
Email: kathyc@gators.ufl.edu
Website: Gatorzone.com



2012-13 RESULTS

| | | | |
|-----------|--------------------|-----|-------|
| 11/09/12 | FAIRFIELD | W | 71-49 |
| 11/11/12 | GEORGIA STATE | W | 84-65 |
| 11/15/12 | at Florida State | L | 67-98 |
| 11/19/12 | NORTH FLORIDA | W | 74-44 |
| 11/23/12 | vs NC State | W | 66-64 |
| 11/24/12 | vs Northern Iowa | W | 80-63 |
| 11/25/12 | vs Arizona State | L | 58-74 |
| 12/01/12 | at Michigan | L | 53-59 |
| 12/04/12 | TROY | W | 87-62 |
| 12/07/12 | PACIFIC | W | 89-82 |
| 12/16/12 | at LaSalle | W | 74-50 |
| 12/20/12 | SAVANNAH STATE | W | 88-38 |
| 12/21/12 | CENTRAL MICHIGAN | W | 81-75 |
| 12/28/12 | HOLY CROSS | W | 81-50 |
| *01/03/13 | at Kentucky | L | 69-76 |
| *01/06/13 | LSU | W | 77-72 |
| *01/10/13 | at Mississippi St. | W | 61-55 |
| *01/13/13 | TENNESSEE | LOT | 75-78 |
| *01/20/13 | SOUTH CAROLINA | L | 44-52 |
| *01/24/13 | OLE MISS | L | 81-88 |
| *01/27/13 | at Georgia | L | 52-69 |
| *01/31/13 | at Missouri | L | 64-69 |
| *02/03/13 | ALABAMA | W | 87-54 |
| *02/10/13 | at Auburn | W | 65-57 |
| *02/14/13 | at Texas A&M | L | 71-78 |
| *02/17/13 | GEORGIA | L | 57-62 |
| *02/21/13 | VANDERBILT | L | 57-68 |
| *02/24/13 | at Alabama | W | 67-61 |
| *02/28/13 | ARKANSAS | W | 69-58 |
| *03/03/13 | at South Carolina | L | 56-67 |
| 03/07/13 | vs Arkansas | W | 64-59 |
| 03/08/13 | vs Tennessee | L | 73-82 |
| 03/21/13 | at Florida Intl. | W | 75-68 |
| 03/25/13 | at Winthrop | W | 85-53 |
| 03/27/13 | at Charlotte | W | 67-65 |
| 03/30/13 | at James Madison | W | 85-80 |
| 04/03/13 | at Drexel | L | 57-67 |

2013-14 SCHEDULE

| | |
|----------|----------------------------------|
| 11/8/13 | Bethune-Cookman |
| 11/10/13 | North Florida |
| 11/14/13 | at Virginia Tech |
| 11/17/13 | at Kennesaw State |
| 11/21/13 | Florida State (DH) |
| 11/26/13 | St. John's (NY) |
| 11/29/13 | vs Illinois State (Junkanoo Jam) |
| 11/30/13 | vs Oregon St/Penn State |
| 12/4/13 | at Troy |
| 12/17/13 | St. Francis (PA) |
| 12/20/13 | FIU vs. La Salle |
| 12/20/13 | Tennessee State |
| 12/21/13 | FIU or La Salle |
| 12/28/13 | Georgetown |
| 01/2/14 | Mississippi State* |
| 01/5/14 | at Kentucky* |
| 01/9/14 | Arkansas* |
| 01/12/14 | at LSU* |
| 01/19/14 | Georgia* |
| 01/23/14 | at Tennessee* |
| 01/26/14 | Auburn* |
| 01/30/14 | Alabama* |
| 02/2/14 | at Ole Miss* |
| 02/6/14 | at Arkansas* |
| 02/9/14 | Kentucky* |
| 02/16/14 | at Georgia* |
| 02/20/14 | Missouri* |
| 02/23/14 | at South Carolina* |
| 02/27/14 | at Vanderbilt* |
| 03/2/14 | Texas A&M* |
| 3/5-9/14 | SEC Championship |

GEORGIA BULLDOGS

Thursday, Jan. 16 || 6 p.m. || Athens, Ga. (Stegeman Coliseum, 10,523)

GENERAL INFORMATION

Location: Athens, Ga.
Enrollment: 34,816
Founded: 1785
Colors: Red and Black
Arena: Stegeman Coliseum (10,523)
Press Row Phone: 706-542-8052
President: Jere Morehead
Athletic Director: Greg McGarity

COACHING STAFF

Head Coach: Andy Landers
Alma Mater: Tenn. Tech, 1974
Record at School: 823-275 (34)
Career Record: 905-296 (38)
Assistants: Joni Crenshaw (Assoc.),
Angie Johnson, Robert Mosley

TEAM INFORMATION

2012-13 Record: 28-7
SEC Record/Finish: 12-4/3rd
Postseason: NCAA Elite Eight
Final Ranking: 14 (AP)/10 (USA Today)
Letterwinners Ret./Lost: 8/5
Starters Ret./Lost: 2/3

SERIES INFORMATION

Series Record: Arkansas trails 4-28
Last Meeting: Arkansas lost, 34-66
In Fayetteville: 2-14
In Athens: 2-13
Neutral: 0-1

MEDIA RELATIONS

Basketball Contact: Mike Mobley
Office: 706-542-1621
Cell: 706-548-0858
Email: mmobley@sports.uga.edu
Website: GeorgiaDogs.com



2012-13 RESULTS

| | | | |
|-----------|--------------------|-----|-------|
| 11/11/12 | RUTGERS | W | 57-51 |
| 11/14/12 | PRESBYTERIAN | W | 66-38 |
| 11/16/12 | SC STATE | W | 62-46 |
| 11/18/12 | BELMONT | W | 70-38 |
| 11/20/12 | SAVANNAH STATE | W | 94-57 |
| 11/23/12 | vs St. Bonaventure | W | 84-48 |
| 11/24/12 | at New Mexico | W | 72-42 |
| 11/28/12 | FURMAN | W | 83-47 |
| 12/02/12 | at Georgia Tech | W | 60-50 |
| 12/04/12 | MERCER | W | 80-38 |
| 12/16/12 | LIPSCOMB | W | 93-42 |
| 12/19/12 | at TCU | W | 72-59 |
| 12/28/12 | at Illinois | L | 59-70 |
| *01/03/13 | MISSOURI | W | 77-46 |
| *01/06/13 | at Tennessee | L | 66-79 |
| *01/10/13 | at Alabama | W | 95-83 |
| *01/13/13 | SOUTH CAROLINA | W | 42-40 |
| *01/17/13 | at Arkansas | W | 57-53 |
| *01/20/13 | TEXAS A&M | L | 46-64 |
| *01/27/13 | FLORIDA | W | 69-52 |
| *01/31/13 | ALABAMA | W | 65-59 |
| *02/03/13 | at Kentucky | W | 75-71 |
| *02/07/13 | AUBURN | W | 61-58 |
| *02/10/13 | at LSU | L | 54-62 |
| *02/17/13 | at Florida | W | 62-57 |
| *02/21/13 | ARKANSAS | W | 66-34 |
| *02/24/13 | at Ole Miss | W | 73-54 |
| *02/28/13 | at Mississippi St. | L | 38-50 |
| *03/03/13 | VANDERBILT | W | 55-50 |
| 03/08/13 | vs LSU | W | 71-53 |
| 03/09/13 | vs Kentucky | L | 38-60 |
| 03/23/13 | vs Montana | W | 70-50 |
| 03/25/13 | vs Iowa State | W | 65-60 |
| 03/30/13 | vs Stanford | W | 61-59 |
| 04/01/13 | vs California | LOT | 62-65 |

2013-14 SCHEDULE

| | |
|----------|--|
| 11/8/13 | Bethune-Cookman |
| 11/10/13 | North Florida |
| 11/14/13 | at Virginia Tech |
| 11/17/13 | at Kennesaw State |
| 11/21/13 | Florida State (DH) |
| 11/26/13 | St. John's (NY) |
| 11/29/13 | vs Illinois State (Junkanoo Jam) |
| 11/30/13 | vs Oregon St/Penn State |
| 12/4/13 | at Troy |
| 12/17/13 | St. Francis (PA) |
| 12/20/13 | FIU vs. La Salle (Gator Holiday Classic) |
| 12/20/13 | Tennessee State (Gator Holiday Classic) |
| 12/21/13 | Non-UF game (Gator Holiday Classic) |
| 12/21/13 | FIU or La Salle (Gator Holiday Classic) |
| 12/28/13 | Georgetown |
| 01/2/14 | Mississippi State* |
| 01/5/14 | at Kentucky* |
| 01/9/14 | Arkansas* |
| 01/12/14 | at LSU* |
| 01/19/14 | Georgia* |
| 01/23/14 | at Tennessee* |
| 01/26/14 | Auburn* |
| 01/30/14 | Alabama* |
| 02/2/14 | at Ole Miss* |
| 02/6/14 | at Arkansas* |
| 02/9/14 | Kentucky* |
| 02/16/14 | at Georgia* |
| 02/20/14 | Missouri* |
| 02/23/14 | at South Carolina* |
| 02/27/14 | at Vanderbilt* |
| 03/2/14 | Texas A&M* |
| 3/5-9/14 | SEC Championship |

KENTUCKY WILDCATS

Sunday, Jan. 26 | 1 p.m. | Lexington, Kentucky (Memorial Coliseum (8,000))

GENERAL INFORMATION

Location: Lexington, Ky.
Enrollment: 29,928
Founded: 1865
Colors: Blue and White
Arena: Memorial Coliseum (8,000)
Press Row Phone: 859-323-5900
President: Dr. Eli Capilouto
Athletic Director: Mitch Barnhart

COACHING STAFF

Head Coach: Matthew Mitchell
Alma Mater: Miss State, 1985
Record at School: 144-62 (6)
Career Record: 174-91 (8)
Assistants: Jeff House,
 Shalon Pillow, Danielle Santos

TEAM INFORMATION

2012-13 Record: 30-6
SEC Record/Finish: 13-3/2nd
Postseason: NCAA Elite Eight
Final Ranking: 7 (AP/7 (ESPN/USA Today)
Letterwinners Ret./Lost: 10/3
Starters Ret./Lost: 4/1

SERIES INFORMATION

Series Record: Arkansas trails 13-17
Last Meeting: Arkansas lost, 74-80 (ot)
In Fayetteville: 9-4
In Lexington: 3-11
Neutral: 1-2

MEDIA RELATIONS

Basketball Contact: Susan Lax
Office: 859-257-8420
Cell: 859-608-5019
Email: slax0@uky.edu
Website: UKAthletics.com



2012-13 RESULTS

| | | | |
|-----------|---------------------|-----|--------|
| 11/10/12 | DELAWARE STATE | W | 90-50 |
| 11/13/12 | at Baylor | L | 51-85 |
| 11/17/12 | HIGH POINT | W | 80-46 |
| 11/23/12 | MOREHEAD STATE | W | 73-37 |
| 11/25/12 | USC UPSTATE | W | 100-34 |
| 11/28/12 | MIAMI | W | 92-53 |
| 12/02/12 | at Louisville | W | 48-47 |
| 12/07/12 | DEPAUL | W | 96-64 |
| 12/09/12 | MIDDLE TENNESSEE | W | 68-46 |
| 12/18/12 | at Pepperdine | W | 80-62 |
| 12/21/12 | at UC Santa Barbara | W | 66-38 |
| 12/28/12 | ALCORN STATE | W | 90-23 |
| 12/30/12 | MARIST | W | 78-56 |
| *01/03/13 | FLORIDA | W | 76-69 |
| *01/06/13 | at Alabama | W | 87-70 |
| *01/10/13 | TEXAS A&M | W | 65-62 |
| *01/13/13 | at Missouri | W | 69-43 |
| *01/17/13 | MISSISSIPPI ST. | W | 100-47 |
| *01/20/13 | AUBURN | W | 97-53 |
| *01/24/13 | at South Carolina | L | 50-55 |
| *01/27/13 | LSU | W | 73-60 |
| *02/03/13 | GEORGIA | L | 71-75 |
| *02/07/13 | at Arkansas | WOT | 80-74 |
| *02/10/13 | at Vanderbilt | W | 75-53 |
| *02/14/13 | SOUTH CAROLINA | W | 78-74 |
| *02/18/13 | at Texas A&M | W | 70-66 |
| *02/24/13 | at LSU | L | 72-77 |
| *02/28/13 | at Ole Miss | W | 90-65 |
| *03/03/13 | TENNESSEE | W | 78-65 |
| 03/08/13 | vs Vanderbilt | W | 76-65 |
| 03/09/13 | vs Georgia | W | 60-38 |
| 03/10/13 | vs Texas A&M | L | 67-75 |
| 03/24/13 | vs Navy | W | 61-41 |
| 03/26/13 | vs Dayton | W | 84-70 |
| 03/30/13 | vs Delaware | W | 69-62 |
| 04/01/13 | vs Connecticut | L | 53-83 |

2013-14 SCHEDULE

| | |
|----------|---------------------------|
| 11/03/13 | vs. Eckerd College |
| 11/08/13 | at Marist |
| 11/10/13 | at Wagner |
| 11/13/13 | vs. Georgia Southern |
| 11/17/13 | vs. Central Michigan |
| 11/21/13 | vs. Lipscomb |
| 11/24/13 | at Middle Tennessee State |
| 11/27/13 | vs. Bradley |
| 12/01/13 | vs. Louisville |
| 12/06/13 | vs. Baylor |
| 12/12/13 | at Depaul |
| 12/15/13 | vs. ETSU |
| 12/22/13 | vs. Duke |
| 12/29/13 | vs. Grambling St. |
| 01/02/14 | at Alabama* |
| 01/05/14 | vs. Florida* |
| 01/09/14 | at South Carolina* |
| 01/12/14 | vs. Missouri* |
| 01/19/14 | at Auburn* |
| 01/23/14 | vs. Alabama* |
| 01/26/14 | vs. Arkansas* |
| 01/30/14 | at Georgia* |
| 02/02/14 | vs. LSU* |
| 02/09/14 | at Florida* |
| 02/13/14 | vs. Ole Miss* |
| 02/16/14 | at Tennessee* |
| 02/20/14 | vs. South Carolina* |
| 02/23/14 | at Texas A&M* |
| 02/27/14 | at Mississippi State* |
| 03/02/14 | vs. Vanderbilt* |
| 3/5-9/14 | SEC Championship |

LOUISIANA STATE TIGERS

Sunday, Feb. 23 | 2 p.m. | Baton Rouge, Louisiana (PMAC, 13,215)

GENERAL INFORMATION

Location: Baton Rouge, La.
Enrollment: 29,549
Founded: 1860
Colors: Purple and Gold
Arena: PMAC (13,215)
Press Row Phone: 225-578-8226
President: Dr. F. King Alexander
Athletic Director: Joe Alleva

COACHING STAFF

Head Coach: Nikki Caldwell
Alma Mater: Tennessee, 1994
Record at School: 45-23 (2)
Career Record: 117-49 (5)
Assistants: Tasha Butts,
 Angel Elderkin, Tony Perotti

TEAM INFORMATION

2012-13 Record: 22-12
SEC Record/Finish: 10-6/6th
Postseason: NCAA Sweet Sixteen
Final Ranking: NR (AP/21 (ESPN/USA Today)
Letterwinners Ret./Lost: 7/2
Starters Ret./Lost: 4/1

SERIES INFORMATION

Series Record: Arkansas trails 13-29
Last Meeting: Arkansas win, 63-54
In Fayetteville: 8-12
In Baton Rouge: 5-14
Neutral: 0-3

MEDIA RELATIONS

Basketball Contact: Bill Martin
Office: 225-578-8204
Cell: 225-279-1665
Email: wmarti4@lsu.edu
Website: LSUSports.net



2011-12 RESULTS

| | | | |
|-----------|-----------------------|-----|-------|
| 11/11/12 | WICHITA STATE | W | 72-70 |
| 11/16/12 | at Hampton | L | 58-67 |
| 11/19/12 | at Georgetown | L | 69-71 |
| 11/23/12 | vs West Virginia | W | 71-63 |
| 11/25/12 | at Florida Intl. | W | 76-69 |
| 12/02/12 | NC STATE | W | 81-73 |
| 12/09/12 | TULANE | LOT | 64-66 |
| 12/13/12 | EAST TENNESSEE ST. | W | 76-42 |
| 12/16/12 | LOUISIANA TECH | W | 77-55 |
| 12/19/12 | GRAMBLING | W | 90-59 |
| 12/21/12 | MCNEESE STATE | W | 82-75 |
| 12/28/12 | at Florida Gulf Coast | L | 70-76 |
| 12/31/12 | NEW ORLEANS | W | 87-61 |
| *01/03/13 | OLE MISS | W | 84-79 |
| *01/06/13 | at Florida | L | 72-77 |
| *01/10/13 | at Arkansas | L | 54-63 |
| *01/13/13 | MISSISSIPPI ST. | W | 62-42 |
| *01/17/13 | at South Carolina | L | 59-66 |
| *01/20/13 | VANDERBILT | W | 54-51 |
| *01/27/13 | at Kentucky | L | 60-73 |
| *01/31/13 | at Auburn | W | 59-55 |
| *02/04/13 | TEXAS A&M | L | 57-74 |
| *02/07/13 | TENNESSEE | L | 62-64 |
| *02/10/13 | GEORGIA | W | 62-54 |
| *02/17/13 | at Mississippi St. | W | 63-41 |
| *02/22/13 | at Missouri | WOT | 78-74 |
| *02/24/13 | KENTUCKY | W | 77-72 |
| *02/28/13 | ALABAMA | W | 76-42 |
| *03/03/13 | at Texas A&M | W | 67-52 |
| 03/07/13 | vs Auburn | W | 65-62 |
| 03/08/13 | vs Georgia | L | 53-71 |
| 03/24/13 | GREEN BAY | W | 75-71 |
| 03/26/13 | at Penn State | W | 71-66 |
| 03/30/13 | vs California | L | 63-73 |

2013-14 SCHEDULE

| | |
|----------|----------------------------------|
| 10/30/13 | Tennessee Temple |
| 11/02/13 | Mississippi College |
| 11/08/13 | Stephen F. Austin |
| 11/10/13 | St. Joseph's or Mount St. Mary's |
| 11/14/13 | TBD |
| 11/17/13 | TBD |
| 11/20/13 | Hampton |
| 11/23/13 | At Louisiana Tech |
| 11/29/13 | At Rutgers |
| 11/30/13 | Vs Michigan or Texas Tech |
| 12/03/13 | Indiana St. |
| 12/15/13 | At Arkansas-Little Rock |
| 12/17/13 | Florida Gulf Coast |
| 12/20/13 | At NC State |
| 12/30/13 | Jackson St. |
| 01/02/14 | At Tennessee* |
| 01/05/14 | At Tulane |
| 01/09/14 | Texas A&M* |
| 01/12/14 | Florida* |
| 01/16/14 | At Missouri* |
| 01/19/14 | At Vanderbilt* |
| 01/23/14 | Auburn* |
| 01/26/14 | At Ole Miss* |
| 01/30/14 | Mississippi St.* |
| 02/02/14 | At Kentucky* |
| 02/06/14 | At Missouri* |
| 02/09/14 | At Texas A&M* |
| 02/16/14 | South Carolina* |
| 02/20/14 | At Georgia* |
| 02/23/14 | Arkansas* |
| 02/27/14 | Tennessee* |
| 03/02/14 | At Alabama* |
| 3/5-9/14 | SEC Championship |

OLE MISS LADY REBELS

Sunday, Jan. 19 | 2 p.m. | Fayetteville, Ark. (Bud Walton Arena, 19,200)

GENERAL INFORMATION

Location: Oxford, Miss.
Enrollment: 21,535
Founded: 1848
Colors: Cardinal Red and Navy Blue
Arena: Tad Smith Coliseum (9,061)
Press Row Phone: 662-236-1931
Chancellor: Dr. Danuek Jones
Athletic Director: Ross Bjork

COACHING STAFF

Head Coach: Matt Insell
Alma Mater: MTSU, 2007
Record at School: First Season
Career Record: First Season
Assistants: Alex Simmons,
Tai Dillard, Todd Schafer

TEAM INFORMATION

2012-13 Record: 9-20
SEC Record/Finish: 2-14/14th
Postseason: None
Final Ranking: Not Ranked
Letterwinners Ret./Lost: 8/3
Starters Ret./Lost: 3/1

SERIES INFORMATION

Series Record: Arkansas trails 13-23
Last Meeting: Arkansas won, 93-52
In Fayetteville: 9-5
In Oxford: 2-14
Neutral: 2-4

MEDIA RELATIONS

Basketball Contact: Jessica Poole
Office: 662-925-7896
Cell: 662-816-3877
Email: jepoole1@olemiss.edu
Website: OleMissSports.com



2012-14 RESULTS

| | | | |
|-----------|---------------------|-----|-------|
| 11/09/12 | SE LOUISIANA | W | 95-85 |
| 11/16/12 | NORTHWESTERN STATEW | | 67-51 |
| 11/19/12 | LAMAR | L | 71-85 |
| 11/27/12 | MISS VALLEY STATE | W | 62-60 |
| 11/29/12 | LIPSCOMB | W | 68-46 |
| 12/01/12 | at Louisiana Tech | L | 54-57 |
| 12/08/12 | MASSACHUSETTS | W | 71-59 |
| 12/16/12 | BELMONT | W | 63-48 |
| 12/18/12 | at Cleveland State | L | 55-67 |
| 12/21/12 | at Hofstra | L | 63-72 |
| 12/22/12 | vs Northwestern | L | 69-73 |
| 12/29/12 | vs McNeese State | L | 75-80 |
| 12/30/12 | vs Eastern Michigan | W | 61-58 |
| *01/03/13 | at LSU | L | 79-84 |
| *01/06/13 | VANDERBILT | L | 57-76 |
| *01/10/13 | at Auburn | L | 52-76 |
| *01/13/13 | ALABAMA | L | 75-83 |
| *01/20/13 | MISSOURI | LOT | 72-73 |
| *01/24/13 | at Florida | W | 88-81 |
| *01/27/13 | at Mississippi St. | L | 57-72 |
| *01/31/13 | ARKANSAS | L | 66-77 |
| *02/03/13 | at Vanderbilt | L | 53-79 |
| *02/10/13 | at Tennessee | L | 68-97 |
| *02/14/13 | MISSISSIPPI ST. | W | 65-51 |
| *02/17/13 | SOUTH CAROLINA | L | 47-62 |
| *02/21/13 | at Texas A&M | L | 53-82 |
| *02/24/13 | GEORGIA | L | 54-73 |
| *02/28/13 | KENTUCKY | L | 65-90 |
| *03/03/13 | at Arkansas | L | 52-93 |

2013-14 SCHEDULE

| | |
|----------|------------------------------|
| 11/03/13 | vs. Christian Brothers |
| 11/08/13 | vs. Jacksonville State |
| 11/10/13 | vs. Central Arkansas |
| 11/15/13 | vs. West Virginia |
| 11/16/13 | vs. Hawai'i |
| 11/17/13 | vs. Washington State |
| 11/22/13 | vs. Southeastern Louisiana |
| 11/24/13 | vs. Tennessee State |
| 11/26/13 | vs. Louisiana-Monroe |
| 11/30/13 | at Tulane |
| 12/04/13 | vs. Louisiana Tech |
| 12/07/13 | vs. Mississippi Valley State |
| 12/16/13 | at South Alabama |
| 12/18/13 | at Baylor |
| 12/30/13 | vs. Austin Peay |
| 01/02/14 | Missouri * |
| 01/09/14 | at Tennessee * |
| 01/12/14 | at Alabama * |
| 01/16/14 | Vanderbilt * |
| 01/19/14 | at Arkansas * |
| 01/23/14 | Mississippi State * |
| 01/26/14 | LSU * |
| 01/30/14 | at South Carolina * |
| 02/02/14 | Florida * |
| 02/06/14 | Tennessee * |
| 02/09/14 | at Georgia * |
| 02/13/14 | at Kentucky * |
| 02/20/14 | Texas A&M * |
| 02/23/14 | at Mississippi State * |
| 02/27/14 | at Missouri * |
| 03/02/14 | Auburn * |
| 3/5-9/14 | SEC Championship |

MISSISSIPPI STATE BULLDOGS

Sunday, Jan. 12 | 2 p.m. | Fayetteville, Arkansas (Bud Walton Arena, 19,200)

GENERAL INFORMATION

Location: Starkville, Miss.
Enrollment: 20,500
Founded: Feb. 28, 1878
Colors: Maroon and White
Arena: Humphrey Coliseum (10,500)
Press Row Phone: 662-325-3776
President: Dr. Mark Keenum
Athletic Director: Scott Stricklin

COACHING STAFF

Head Coach: Vic Schaefer
Alma Mater: Texas A&M, 1984
Record at School: 13-17 (1)
Career Record: 93-127 (8)
Assistants: Johnnie Harris, Aqua Franklin, Brittany Hudson

TEAM INFORMATION

2012-13 Record: 13-17
SEC Record/Finish: 5/11
Postseason: None
Final Ranking: Not Ranked
Letterwinners Ret./Lost: 8/4
Starters Ret./Lost: 4/1

SERIES INFORMATION

Series Record: Arkansas leads 18-13
Last Meeting: Arkansas lost, 44-47
In Fayetteville: 10-3
In Starkville: 6-8
Neutral: 2-2

MEDIA RELATIONS

Basketball Contact: Brock Tunipseed
Office: 662-325-7556
Cell: 662-418-7409
Email: btunipseed@athletics.msstate.edu
Website: HailState.com



2011-12 RESULTS

| | | | |
|-----------|---------------------|---|--------|
| 11/09/12 | HOUSTON | W | 72-66 |
| 11/12/12 | HAMPTON | L | 48-56 |
| 11/16/12 | LOUISIANA TECH | W | 57-55 |
| 11/20/12 | vs Winthrop | L | 59-61 |
| 11/21/12 | vs UC Santa Barbara | L | 43-60 |
| 11/22/12 | vs Central Florida | L | 56-64 |
| 11/28/12 | SAVANNAH STATE | W | 70-55 |
| 12/01/12 | at Southern Miss | L | 59-61 |
| 12/07/12 | FLORIDA ATLANTIC | W | 59-58 |
| 12/16/12 | FLORIDA A&M | W | 67-57 |
| 12/20/12 | JACKSONVILLE STATE | W | 69-54 |
| 12/28/12 | NORTHWESTERN STATEW | | 65-49 |
| 12/29/12 | TROY | W | 82-60 |
| *01/03/13 | at Vanderbilt | L | 41-92 |
| *01/06/13 | SOUTH CAROLINA | L | 46-60 |
| *01/10/13 | FLORIDA | L | 55-61 |
| *01/13/13 | at LSU | L | 42-62 |
| *01/17/13 | at Kentucky | L | 47-100 |
| *01/24/13 | TEXAS A&M | L | 33-81 |
| *01/27/13 | OLE MISS | W | 72-57 |
| *01/31/13 | at Tennessee | L | 45-88 |
| *02/03/13 | ARKANSAS | W | 47-44 |
| *02/10/13 | at Missouri | W | 61-56 |
| *02/14/13 | at Ole Miss | L | 51-65 |
| *02/17/13 | LSU | L | 41-63 |
| *02/21/13 | ALABAMA | W | 75-51 |
| *02/24/13 | at South Carolina | L | 43-58 |
| *02/28/13 | GEORGIA | W | 50-38 |
| *03/03/13 | at Auburn | L | 65-74 |
| 03/06/23 | vs Alabama | L | 36-63 |

2013-14 SCHEDULE

| | |
|----------|--------------------------|
| 11/08/13 | at Houston |
| 11/13/13 | Jackson State |
| 11/17/13 | New Orleans |
| 11/21/13 | Tennessee Tech |
| 11/26/13 | Savannah State |
| 11/29/13 | vs Grand Canyon |
| 11/30/13 | vs TBA |
| 12/01/13 | vs TBA |
| 12/04/13 | Louisiana-Lafayette |
| 12/07/13 | Alabama State |
| 12/14/13 | Southern Miss |
| 12/17/13 | at North Dakota State |
| 12/20/13 | Southeastern Louisiana |
| 12/30/13 | Mississippi Valley State |
| 01/02/14 | at Florida * |
| 01/05/14 | Auburn * |
| 01/12/14 | at Arkansas * |
| 01/16/14 | Tennessee * |
| 01/19/14 | at Texas A&M * |
| 01/23/14 | at Ole Miss * |
| 01/26/14 | Missouri * |
| 01/30/14 | at LSU * |
| 02/02/14 | Georgia * |
| 02/06/14 | South Carolina * |
| 02/09/14 | at Auburn * |
| 02/16/14 | Vanderbilt * |
| 02/20/14 | Alabama * |
| 02/23/14 | Ole Miss * |
| 02/27/14 | Kentucky * |
| 03/02/14 | at Georgia * |
| 3/5-9/14 | SEC Championship |

MISSOURI TIGERS

Sunday, Jan. 5 | 2 p.m. | Columbia, Mo. (Mizzou Arena, 15,061)
 Sunday, March 2 | 2 p.m. | Fayetteville, Ark. (Bud Walton Arena, 19,200)

GENERAL INFORMATION

Location: Columbia, Mo.
Enrollment: 34,748
Founded: 1839
Colors: Old Gold and Black
Arena: Mizzou Arena (15,061)
Press Row Phone: 573-882-1442
President: Timothy M. Wolfe
Athletic Director: Mike Alden

COACHING STAFF

Head Coach: Robin Pingeton
Alma Mater: St. Ambrose, 1990
Record at School: 43-41 (3)
Career Record: 379-208 (18)
Assistants: Willie Cox, Jenny Putnam, Michael Porter

TEAM INFORMATION

2012-13 Record: 17-15
SEC Record/Finish: 6-10/t8th
Postseason: NA
Final Ranking: NR
Letterwinners Ret./Lost: 8/4
Starters Ret./Lost: 2/3

SERIES INFORMATION

Series Record: Arkansas leads 7-4
Last Meeting: Arkansas won, 61-40
In Fayetteville: 3-1
In Columbia: 3-3
Neutral: 1-0

MEDIA RELATIONS

Basketball Contact: Jenny Dewar
Office: 573-884-9486
Cell: 847-567-2487
Email: jewarj@missouri.edu
Website: MUTigers.com



2012-13 RESULTS

| | | | |
|-----------|---------------------|-----|--------|
| 11/9/12 | SAINT LOUIS | W | 67-51 |
| 11/12/12 | CHICAGO STATE | W | 88-55 |
| 11/15/12 | WESTERN ILLINOIS | W | 70-61 |
| 11/22/12 | vs Wichita State | W | 49-44 |
| 11/23/12 | vs Green Bay | L | 33-55 |
| 11/24/12 | vs Minnesota | L | 54-59 |
| 11/29/12 | SE MISSOURI | W | 80-51 |
| 12/03/12 | TENNESSEE-MARTIN | W | 82-71 |
| 12/06/12 | MISSOURI STATE | W | 91-77 |
| 12/08/12 | ARKANSAS-PINE BLUFF | W | 97-59 |
| 12/16/12 | SOUTHERN ILLINOIS | W | 110-47 |
| 12/18/12 | MORGAN STATE | W | 75-50 |
| 12/20/12 | MURRAY STATE | W | 69-55 |
| 12/29/12 | at Memphis | L | 69-72 |
| *01/03/13 | at Georgia | L | 46-77 |
| *01/06/13 | AUBURN | W | 82-76 |
| *01/10/13 | at Tennessee | L | 39-84 |
| *01/13/13 | KENTUCKY | L | 43-69 |
| *01/20/13 | at Ole Miss | WOT | 73-72 |
| *1/24/13 | ARKANSAS | L | 50-58 |
| *01/27/13 | at Texas A&M | L | 58-77 |
| *01/31/13 | FLORIDA | W | 69-64 |
| *02/03/13 | TENNESSEE | W | 80-63 |
| *02/10/13 | MISSISSIPPI ST. | L | 56-61 |
| *02/14/13 | at Vanderbilt | L | 46-62 |
| *02/17/13 | at Arkansas | L | 40-61 |
| *02/22/13 | LSU | LOT | 74-78 |
| *02/24/13 | at Auburn | L | 59-67 |
| *02/28/13 | SOUTH CAROLINA | W | 65-58 |
| *03/03/13 | at Alabama | W | 88-64 |
| 03/07/13 | vs Vanderbilt | L | 40-53 |
| 03/20/13 | EASTERN ILLINOIS | L | 58-60 |

2013-14 SCHEDULE

| | |
|-------------|--------------------------|
| 10/29/13 | vs. Southwest Baptist ex |
| 11/05/13 | vs. Quincy (Ill.) ex |
| 11/08/13 | at Saint Louis |
| 11/10/13 | vs. SIUE |
| 11/14/13 | vs. Evansville |
| 11/21/13 | vs. SEMO |
| 11/23/13 | at Tennessee-Martin |
| 11/26/13 | vs. UMKC |
| 11/29/13 | vs. Hartford |
| 11/30/13 | Miami or St. Francis |
| 12/04/13 | vs. Oral Roberts |
| 12/07/13 | vs. Bradley |
| 12/16/13 | vs. Belmont |
| 12/19/13 | at Missouri State |
| 12/22/13 | vs. Western Illinois |
| 01/02/14 | at Ole Miss * |
| 01/05/14 | vs. Arkansas * |
| 01/09/14 | vs. Georgia * |
| 01/12/14 | at Kentucky * |
| 01/16/14 | vs. LSU * |
| 01/23/14 | vs. Texas A&M * |
| 01/26/14 | at Mississippi State * |
| 01/30/14 | vs. Vanderbilt * |
| 02/02/14 | at South Carolina * |
| 02/06/14 | at LSU * |
| 02/09/14 | vs. Alabama * |
| 02/16/14 | at Auburn * |
| 02/20/14 | at Florida * |
| 02/23/14 | vs. Tennessee * |
| 02/27/14 | vs. Ole Miss * |
| 03/02/14 | at Arkansas * |
| 03/05-09/14 | SEC Tournament |

SOUTH CAROLINA GAMECOCKS

Thursday, Jan. 2 | 7 p.m. | Fayetteville, Ark. (Bud Walton Arena, 19,200)
 Sunday, Feb. 9 | TBA | Columbia, S.C. (Colonial Life Arena, 18,000)

GENERAL INFORMATION

Location: Columbia, S.C.
Enrollment: 31,288
Founded: 1801
Colors: Garnet and Black
Arena: Colonial Life Arena (18,000)
Press Row Phone: 803-777-6182
President: Dr. Harris Pastides
Athletic Director: Ray Tanner

COACHING STAFF

Head Coach: Dawn Staley
Alma Mater: Virginia, 1992
Record at School: 92-66 (5)
Career Record: 254-146 (13)
Assistants: Lisa Boyer (Assoc.), Nikki McCray, Darius Taylor

TEAM INFORMATION

2012-13 Record: 25-8
SEC Record/Finish: 11-5/t4th
Postseason: NCAA Second Round
Final Ranking: 17/16 (AP/USA Today)
Letterwinners Ret./Lost: 6/3
Starters Ret./Lost: 2/3

SERIES INFORMATION

Series Record: Arkansas leads 17-10
Last Meeting: Arkansas lost, 40-43
In Fayetteville: 10-3
In Columbia: 5-7
Neutral: 2-0

MEDIA RELATIONS

Basketball Contact: Diana Koval
Office: 803-777-7977
Cell: 314-369-6050
Email: dkoval@mailbox.sc.edu
Website: GamecocksOnline.com



2011-12 RESULTS

| | | | |
|-----------|-----------------------|-----|-------|
| 11/09/12 | ELON | W | 77-44 |
| 11/12/12 | at Louisiana Tech | W | 82-58 |
| 11/15/12 | SAVANNAH STATE | W | 78-47 |
| 11/18/12 | CLEMSON | W | 64-43 |
| 11/22/12 | vs Hampton | W | 45-34 |
| 11/23/12 | vs Florida Gulf Coast | W | 65-46 |
| 11/24/12 | vs DePaul | W | 55-46 |
| 11/28/12 | DREXEL | WOT | 58-55 |
| 12/02/12 | at Seton Hall | W | 55-42 |
| 12/09/12 | FURMAN | W | 69-35 |
| 12/19/12 | STANFORD | L | 49-53 |
| 12/21/12 | SC STATE | W | 65-45 |
| 12/29/12 | WESTERN CAROLINA | W | 66-44 |
| *01/03/13 | TENNESSEE | L | 53-73 |
| *01/06/13 | at Mississippi St. | W | 60-46 |
| *01/10/13 | VANDERBILT | W | 64-48 |
| *01/13/13 | at Georgia | L | 40-42 |
| *01/17/13 | LSU | W | 66-59 |
| *01/20/13 | at Florida | W | 52-44 |
| *01/24/13 | KENTUCKY | W | 55-50 |
| *01/27/13 | at Arkansas | W | 43-40 |
| *02/03/13 | AUBURN | W | 59-51 |
| *02/07/13 | at Alabama | W | 65-53 |
| *02/10/13 | TEXAS A&M | L | 48-50 |
| *02/14/13 | at Kentucky | L | 74-78 |
| *02/17/13 | at Ole Miss | W | 62-47 |
| *02/24/13 | MISSISSIPPI ST. | W | 58-43 |
| *02/28/13 | at Missouri | L | 58-65 |
| *03/03/13 | FLORIDA | W | 67-56 |
| 03/07/13 | vs Alabama | W | 77-35 |
| 03/08/13 | vs Texas A&M | L | 52-61 |
| 03/23/13 | vs South Dakota State | W | 74-52 |
| 03/25/13 | vs Kansas | L | 69-75 |

2013-14 SCHEDULE

| | |
|-------------|----------------------------|
| 11/01/13 | vs. North Greenville * |
| 11/08/13 | vs. Charleston Southern |
| 11/10/13 | vs. Louisiana Tech |
| 11/14/13 | vs. College of Charleston |
| 11/17/13 | vs. Seton Hall |
| 11/20/13 | at Clemson |
| 11/23/13 | at San Diego State |
| 11/25/13 | at Southern Cal |
| 12/02/13 | vs. North Carolina Central |
| 12/08/13 | at Charlotte |
| 12/18/13 | vs. North Carolina |
| 12/20/13 | vs. Winthrop |
| 12/22/13 | vs. South Carolina State |
| 12/28/13 | vs. Savannah State |
| 01/02/14 | at Arkansas * |
| 01/05/14 | vs. Vanderbilt * |
| 01/09/14 | vs. Kentucky * |
| 01/12/14 | at Auburn * |
| 01/16/14 | at Texas A&M * |
| 01/19/14 | vs. Alabama * |
| 01/26/14 | at Vanderbilt * |
| 01/30/14 | vs. Ole Miss * |
| 02/02/14 | vs. Missouri * |
| 02/06/14 | at Mississippi State * |
| 02/09/14 | vs. Arkansas * |
| 02/16/14 | at LSU * |
| 02/20/14 | at Kentucky * |
| 02/23/14 | vs. Florida * |
| 02/27/14 | vs. Georgia * |
| 03/02/14 | at Tennessee * |
| 03/05-09/14 | SEC Tournament |

TENNESSEE LADY VOLS

Thursday, Jan. 30 | TBA | Knoxville, Tennessee (Thompson-Boling Arena, 21,678)

GENERAL INFORMATION

Location: Knoxville, Tenn.
Enrollment: 27,523
Founded: 1794
Colors: Orange and White
Arena: Thompson-Boling Arena (21,678)
Press Row Phone: 865-974-0110
Chancellor: Dr. Jimmy Cheek
Athletic Director: Dave Hart

COACHING STAFF

Head Coach: Holly Warlick
Alma Mater: Tennessee, 1981
Record at School: 27-8 (1)
Career Record: 27-8 (1)
Assistants: Kyra Elzy, Jolette Law,
Dean Lockwood

TEAM INFORMATION

2012-13 Record: 27-8
SEC Record/Finish: 14-2
Postseason: NCAA Elite Eight
Final Ranking: 10 (AP)/9 (USA Today)
Letterwinners Ret./Lost: 7/3
Starters Ret./Lost: 3/2

SERIES INFORMATION

Series Record: Arkansas trails 2-24
Last Meeting: Arkansas lost, 54-60
In Fayetteville: 1-12
In Knoxville: 1-11
Neutral: 0-1

MEDIA RELATIONS

Basketball Contact: Eric Trainer
Office: 865-974-8173
Cell: 865-603-2916
Email: etrainer@utk.edu
Website: UTSports.com



2011-12 RESULTS

| | | | |
|-----------|-------------------|-----|--------|
| 11/09/12 | at Chattanooga | L | 71-80 |
| 11/11/12 | at Georgia Tech | W | 71-54 |
| 11/15/12 | RICE | W | 101-48 |
| 11/18/12 | at Miami | W | 79-67 |
| 11/25/12 | ALCORN STATE | W | 90-37 |
| 11/28/12 | MIDDLE TENNESSEE | WOT | 88-81 |
| 12/02/12 | NORTH CAROLINA | W | 102-57 |
| 12/16/12 | at Texas | W | 94-75 |
| 12/18/12 | at Baylor | L | 53-76 |
| 12/22/12 | STANFORD | L | 60-73 |
| 12/28/12 | DAVIDSON | W | 75-40 |
| 12/30/12 | RUTGERS | W | 66-47 |
| *01/03/13 | at South Carolina | W | 73-53 |
| *01/06/13 | GEORGIA | W | 79-66 |
| *01/10/13 | MISSOURI | W | 84-39 |
| *01/13/13 | at Florida | WOT | 78-75 |
| *01/17/13 | at Auburn | W | 75-66 |
| *01/20/13 | ALABAMA | W | 96-69 |
| *01/24/13 | at Vanderbilt | W | 83-75 |
| 01/28/13 | NOTRE DAME | L | 67-77 |
| *01/31/13 | MISSISSIPPI ST. | W | 88-45 |
| *02/03/13 | at Missouri | L | 63-80 |
| *02/07/13 | at LSU | W | 64-62 |
| *02/10/13 | OLE MISS | W | 97-68 |
| *02/17/13 | VANDERBILT | W | 83-64 |
| *02/21/13 | AUBURN | W | 83-61 |
| *02/24/13 | at Arkansas | W | 60-54 |
| *02/28/13 | TEXAS A&M | W | 82-72 |
| *03/03/13 | at Kentucky | L | 65-78 |
| 03/08/13 | vs Florida | W | 82-73 |
| 03/09/13 | vs Texas A&M | L | 62-66 |
| 03/23/13 | ORAL ROBERTS | W | 83-62 |
| 03/25/13 | CREIGHTON | W | 68-52 |
| 03/31/13 | vs Oklahoma | W | 74-59 |
| 04/02/13 | vs Louisville | L | 78-86 |

2013-14 SCHEDULE

| | |
|-------------|------------------------|
| 11/04/13 | vs. Carson-Newman |
| 11/08/13 | at Middle Tennessee |
| 11/11/13 | at North Carolina |
| 11/14/13 | vs. Chattanooga |
| 11/17/13 | vs. Georgia Tech |
| 11/24/13 | vs. Oakland |
| 11/28/13 | vs. Virginia |
| 11/29/13 | TBD |
| 12/08/13 | vs. Texas |
| 12/14/13 | vs. Troy |
| 12/17/13 | vs. Tennessee State |
| 12/21/13 | at Stanford |
| 12/29/13 | vs. Lipscomb |
| 01/02/14 | vs. LSU * |
| 01/05/14 | at Georgia * |
| 01/09/14 | vs. Ole Miss * |
| 01/12/14 | at Vanderbilt * |
| 01/16/14 | at Mississippi State * |
| 01/20/14 | vs. Notre Dame |
| 01/23/14 | vs. Florida * |
| 01/26/14 | at Texas A&M * |
| 01/30/14 | vs. Arkansas * |
| 02/02/14 | at Alabama * |
| 02/06/14 | at Ole Miss * |
| 02/10/14 | vs. Vanderbilt * |
| 02/16/14 | vs. Kentucky * |
| 02/20/14 | vs. Auburn * |
| 02/23/14 | at Missouri * |
| 02/27/14 | at LSU * |
| 03/02/14 | vs. South Carolina * |
| 03/05-09/14 | SEC Tournament |

TEXAS A&M AGGIES

Thursday, Feb. 27 | 7 p.m. | College Station, Texas (Reed Arena, 12,989)

GENERAL INFORMATION

Location: College Station, Texas
Enrollment: 50,054
Founded: 1872
Colors: Maroon and White
Arena: Reed Arena (12,989)
Press Row Phone: 979-862-6944
President: Dr. R. Bowen Loftin
Athletic Director: Eric Hyman

COACHING STAFF

Head Coach: Gary Blair
Alma Mater: Texas Tech, 1972
Record at School: 237-100 (10)
Career Record: 645-263 (28)
Assistants: Kelly White (Assoc.),
Bob Starkey, Amy Wright

TEAM INFORMATION

2012-13 Record: 25-10
SEC Record/Finish: 11-5
Postseason: NCAA Sweet 16
Final Ranking: 9 (AP)/14 (USA Today)
Letterwinners Ret./Lost: 8/5
Starters Ret./Lost: 2/3

SERIES INFORMATION

Series Record: Arkansas leads 20-4
Last Meeting: Arkansas lost, 51-63
In Fayetteville: 10-0
In Columbia: 8-2
Neutral: 2-1

MEDIA RELATIONS

Basketball Contact: Matt Callaway
Office: 979-845-5725
Cell: 979-862-5443
Email: mcallaway@athletics.tamu.edu
Website: Aggiesports.com



2011-12 RESULTS

| | | | |
|-----------|--------------------|---|-------|
| 11/09/12 | at Louisville | L | 45-47 |
| 11/14/12 | PENN STATE | L | 58-63 |
| 11/18/12 | CONNECTICUT | L | 50-81 |
| 11/20/12 | LIBERTY | W | 70-55 |
| 11/23/12 | SOUTHERN | W | 88-48 |
| 11/25/12 | MARQUETTE | W | 84-64 |
| 12/04/12 | LOUISIANA TECH | W | 77-26 |
| 12/08/12 | TCU | W | 68-47 |
| 12/15/12 | at Southern Cal | W | 79-61 |
| 12/19/12 | vs Kansas State | W | 83-60 |
| 12/20/12 | vs Old Dominion | W | 78-55 |
| 12/21/12 | vs Notre Dame | L | 74-83 |
| 12/28/12 | PRAIRIE VIEW A&M | W | 74-52 |
| 01/01/13 | RICE | W | 80-57 |
| *01/03/13 | ALABAMA | W | 91-52 |
| *01/06/13 | at Arkansas | W | 63-51 |
| *01/10/13 | at Kentucky | L | 62-65 |
| *01/13/13 | AUBURN | W | 78-56 |
| *01/20/13 | at Georgia | W | 64-46 |
| *01/24/13 | at Mississippi St. | W | 81-33 |
| *01/27/13 | MISSOURI | W | 77-58 |
| *01/31/13 | VANDERBILT | W | 60-52 |
| *02/04/13 | at LSU | W | 74-57 |
| *02/10/13 | at South Carolina | W | 50-48 |
| *02/14/13 | FLORIDA | W | 78-71 |
| *02/18/13 | KENTUCKY | L | 66-70 |
| *02/21/13 | OLE MISS | W | 82-53 |
| *02/24/13 | at Vanderbilt | L | 51-61 |
| *02/28/13 | at Tennessee | L | 72-82 |
| *03/03/13 | LSU | L | 52-67 |
| 03/08/13 | vs South Carolina | W | 61-52 |
| 03/09/13 | vs Tennessee | W | 66-62 |
| 03/10/13 | vs Kentucky | W | 75-67 |
| 03/23/13 | WICHITA STATE | W | 71-45 |
| 03/25/13 | NEBRASKA | L | 63-74 |

2013-14 SCHEDULE

| | |
|-------------|---------------------|
| 11/11 | at North Texas |
| 11/13 | Prairie View A&M |
| 11/17 | at Houston |
| 11/28 | vs Memphis |
| 11/29 | vs Texas |
| 11/30 | vs Syracuse |
| 12/03 | San Diego State |
| 12/07 | Washington |
| 12/15 | at Penn State |
| 12/17 | Nicholls State |
| 12/22 | at Saint John's |
| 12/28 | Louisiana Tech |
| 12/30 | Arkansas State |
| 01/02 | UTEP |
| 01/05 | Alabama * |
| 01/09 | at LSU * |
| 01/12 | at Georgia * |
| 01/16 | South Carolina * |
| 01/19 | Mississippi State * |
| 01/23 | at Missouri * |
| 01/26 | Tennessee * |
| 01/30 | at Auburn * |
| 02/02 | at Vanderbilt * |
| 02/09 | LSU * |
| 02/13 | Georgia * |
| 02/16 | at Alabama * |
| 02/20 | at Ole Miss * |
| 02/23 | Kentucky * |
| 02/27 | Arkansas * |
| 03/02 | at Florida * |
| 03/05-09/14 | SEC Tournament |

VANDERBILT COMMODORES

Thursday, Feb. 20 || 7 p.m. || Fayetteville, Arkansas (Bud Walton Arena, 19,200)

GENERAL INFORMATION

Location: Nashville, Tenn.
Enrollment: 6,796
Founded: 1873
Colors: Black and Gold
Arena: Memorial Gymnasium (14,316)
Press Row Phone: 615-320-0436
Chancellor: Nicholas S. Zeppos
Vice Chancellor: David Williams II

COACHING STAFF

Head Coach: Melanie Balcomb
Alma Mater: Trenton St., 1984
Record at School: 259-106 (11)
Career Record: 422-210 (20)
Assistants: Tom Garrick (Assoc.),
 Ashley Earley, Kim Rosamond

TEAM INFORMATION

2012-13 Record: 21-12
SEC Record/Finish: 9-7/7th
Postseason: NCAA Second Round
Final Ranking: RV (AP)/RV (ESPN)
Letterwinners Ret./Lost: 8/6
Starters Ret./Lost: 3/2

SERIES INFORMATION

Series Record: Arkansas trails 6-21
Last Meeting: Arkansas lost, 58-78
In Fayetteville: 5-7
In Nashville: 1-13
Neutral: 0-1

MEDIA RELATIONS

Basketball Contact: TBA
Office: 615-343-5823
Cell: TBA
Email: TBA
Website: VUCommodores.com



2011-12 RESULTS

| | | | |
|-----------|---------------------|---|-------|
| 11/10/12 | MCNEESE STATE | W | 82-71 |
| 11/12/12 | at Lipscomb | W | 62-45 |
| 11/15/12 | UAB | W | 69-54 |
| 11/18/12 | at Dayton | L | 66-71 |
| 11/23/12 | vs Virginia | L | 66-73 |
| 11/24/12 | vs Florida State | L | 59-73 |
| 11/28/12 | AUSTIN PEAY | W | 67-36 |
| 12/01/12 | TENNESSEE TECH | W | 77-50 |
| 12/04/12 | at Western Kentucky | W | 77-67 |
| 12/06/12 | HARTFORD | W | 67-45 |
| 12/16/12 | at Oklahoma | W | 76-63 |
| 12/22/12 | COLL. OF CHARLESTON | W | 69-44 |
| 12/29/12 | at Southern Cal | W | 74-56 |
| *01/03/13 | MISSISSIPPI ST. | W | 92-41 |
| *01/06/13 | at Ole Miss | W | 76-57 |
| *01/10/13 | at South Carolina | L | 48-64 |
| *01/13/13 | ARKANSAS | W | 78-58 |
| *01/20/13 | at LSU | L | 51-54 |
| *01/24/13 | TENNESSEE | L | 75-83 |
| *01/27/13 | at Alabama | W | 67-58 |
| *01/31/13 | at Texas A&M | L | 52-60 |
| *02/03/13 | OLE MISS | W | 79-53 |
| *02/10/13 | KENTUCKY | L | 53-75 |
| *02/14/13 | MISSOURI | W | 62-46 |
| *02/17/13 | at Tennessee | L | 64-83 |
| *02/21/13 | at Florida | W | 68-57 |
| *02/24/13 | TEXAS A&M | W | 61-51 |
| *02/28/13 | AUBURN | W | 59-44 |
| *03/03/13 | at Georgia | L | 50-55 |
| 03/07/13 | vs Missouri | W | 53-40 |
| 03/08/13 | vs Kentucky | L | 65-76 |
| 03/23/13 | vs St. Joe's | W | 60-54 |
| 03/25/13 | at Connecticut | L | 44-77 |
| 3/20/12 | at Duke | L | 80-96 |

2013-14 SCHEDULE

| | |
|-------------|--------------------------|
| 11/02/13 | vs. North Alabama |
| 11/08/13 | vs. Appalachian State |
| 11/11/13 | vs. Western Kentucky |
| 11/14/13 | vs. Delaware State |
| 11/17/13 | vs. Marquette |
| 11/21/13 | at Duke |
| 11/24/13 | vs. Dayton |
| 11/29/13 | vs. Elon |
| | Wisconsin vs. Mercer |
| 11/30/13 | Championship/Consolation |
| 12/03/13 | vs. ETSU |
| 12/15/13 | at Hartford |
| 12/18/13 | at James Madison |
| 12/21/13 | vs. UNC Asheville |
| 12/30/13 | at UAB |
| 01/02/14 | vs. Georgia * |
| 01/05/14 | at South Carolina * |
| 01/09/14 | at Auburn * |
| 01/12/14 | vs. Tennessee * |
| 01/16/14 | at Ole Miss * |
| 01/19/14 | vs. LSU * |
| 01/26/14 | vs. South Carolina * |
| 01/30/14 | at Missouri * |
| 02/02/14 | vs. Texas A&M * |
| 02/10/14 | at Tennessee * |
| 02/13/14 | vs. Auburn * |
| 02/16/14 | at Mississippi State * |
| 02/20/14 | at Arkansas * |
| 02/23/14 | vs. Alabama * |
| 02/27/14 | vs. Florida * |
| 03/02/14 | at Kentucky * |
| 03/05-09/14 | SEC Tournament |





(Based 2010-11 membership)

AMERICAN

Memphis 12-8



ATLANTIC 10

Dayton 4-0
Geo Washington 0-2
St. Bonaventure 1-0
St. Louis 3-0
St. Joseph's 0-1
Total 8-3



ATLANTIC COAST

Boston Col. 3-0
Clemson 3-0
Duke 1-2
Florida State 1-0
Georgia Tech 2-0
Maryland 1-1
Miami 1-0
N. Carolina 0-1
NC St. 0-1
Total 12-5



ATLANTIC SUN

East Tennessee State 1-0
Lipscomb 2-0
Mercer 2-0
Stetson 1-0
Total 6-0



BIG 12

Baylor 21-5
Colorado 1-2
Iowa State 1-1
Kansas 3-2
Kansas State 1-2
Oklahoma 7-10
Oklahoma St. 10-10
Texas 3-21
Texas Tech 16-9
Total 63-62



BIG EAST

Cincinnati 3-0
Connecticut 0-1
DePaul 2-1
Louisville 2-0
Marquette 1-0
Pittsburgh 1-0
Providence 2-0
Rutgers 0-2
Seton Hall 1-0
South Florida 1-0
West Virginia 0-1
Total 13-5



BIG SKY

Idaho State 1-0
Montana 4-0
Montana State 1-1
Portland State 1-1
Total 7-2



BIG SOUTH

High Point 1-0
Total 1-0



BIG TEN

Illinois 0-2
Indiana 2-1
Iowa 2-0
Michigan 1-0
Minnesota 1-1
Northwestern 2-1
Ohio State 1-0
Penn State 1-0
Purdue 0-2
Wisconsin 1-0
Total 11-7



BIG WEST

Long Beach 0-1
Pacific 2-0
Total 2-1



COLONIAL ATHLETIC

Delaware 1-0
Georgia State 1-0
UNC-W 1-0
Old Dominion 1-0
Virginia Commonwealth .. 0-1
Total 4-1



CONFERENCE USA

UAB 0-1
Central Florida 1-0
Houston 14-8
Rice 23-1
SMU 22-5
Texas El Paso 1-0
Tulane 3-1
Tulsa 17-2
Total 81-17



GREAT WEST

North Dakota 1-0
Total 1-0



HORIZON LEAGUE

Butler 2-0
Detroit 1-0
Loyola-Chicago 1-0
Total 4-0



IVY LEAGUE

Brown 1-0
Dartmouth 1-0
Harvard 2-0
Morgan State 1-0
Princeton 2-0
Total 7-0



METRO ATLANTIC

Iona 1-0
Total 1-0



MID CONTINENT

Centenary 3-0
UMKC 6-0
Southern Utah 2-0
Valparaiso 1-0
Western Illinois 1-0
Total 13-0

ARKANSAS HOOPS

ITALY

STAFF

RAZORBACKS

REVIEW

RECORDS

HISTORY

OPPONENT INFO/RECORDS

UNIVERSITY



MID-AMERICAN

| | |
|-------------------|-----|
| Akron..... | 1-0 |
| Kent State | 1-1 |
| Western Mich..... | 1-0 |
| Total | 3-1 |



MID-EASTERN

| | |
|--------------------|------|
| Coppin State | 3-0 |
| Florida A&M..... | 2-0 |
| Hampton | 1-0 |
| Howard..... | 1-0 |
| SC State | 1-0 |
| Total | 10-0 |



MISSOURI VALLEY

| | |
|-------------------------|-------|
| Creighton | 1-0 |
| Drake | 2-1 |
| Illinois State | 0-1 |
| Missouri State | 19-6 |
| Northern Iowa..... | 0-1 |
| Southern Illinois | 0-1 |
| Wichita State..... | 7-1 |
| Total | 29-11 |



MOUNTAIN WEST

| | |
|---------------------|------|
| Brigham Young | 2-0 |
| New Mexico | 1-1 |
| TCU | 20-3 |
| UNLV | 2-1 |
| Utah | 2-1 |
| Total | 27-6 |



OHIO VALLEY

| | |
|------------------------|-----|
| Austin Peay..... | 2-0 |
| Murray State..... | 1-0 |
| SIU-Edwardsville | 3-0 |
| Tennessee Tech..... | 0-1 |
| Tennessee State..... | 2-0 |
| Tennessee-Martin | 1-0 |
| Total | 9-1 |



PACIFIC-10

| | |
|-----------------------|------|
| Arizona | 0-1 |
| Arizona State | 1-0 |
| California | 2-1 |
| Oregon | 3-1 |
| Oregon State..... | 1-1 |
| UCLA | 1-0 |
| Stanford..... | 1-1 |
| Washington..... | 1-1 |
| Washington State..... | 2-0 |
| Total | 12-6 |



SOUTHERN

| | |
|------------------------|-----|
| Davidson | 1-0 |
| Furman | 2-0 |
| Georgia Southern | 2-0 |
| Wofford | 1-0 |
| Total | 6-0 |



SOUTHLAND

| | |
|--------------------------|------|
| Central Arkansas | 1-0 |
| Lamar | 2-3 |
| McNeese | 3-1 |
| Nicholls State | 1-0 |
| Northwestern State | 10-3 |
| Oral Roberts*..... | 14-8 |
| Sam Houston..... | 4-0 |

| | |
|-------------------------|-------|
| Southeastern La..... | 1-0 |
| Stephen F. Austin | 8-3 |
| Texas-Arlington | 6-0 |
| UT-San Antonio..... | 3-1 |
| Total | 38-11 |



SWAC

| | |
|------------------------|------|
| Alabama State..... | 2-0 |
| Alcorn State..... | 3-0 |
| Grambling | 6-0 |
| Jackson State | 3-0 |
| Miss Valley State..... | 8-0 |
| Prairie View A&M..... | 1-0 |
| Southern..... | 2-1 |
| Texas Southern..... | 4-0 |
| Total | 29-1 |



SUMMIT LEAGUE

| | |
|------------------------|-----|
| Oral Roberts*..... | 3-0 |
| Western Illinois | 1-0 |
| Total | 4-0 |



SUN BELT

| | |
|------------------------|------|
| Ark-Little Rock | 1-0 |
| Arkansas State | 5-3 |
| Denver..... | 1-0 |
| Florida Int'l | 0-1 |
| La-Lafayette..... | 3-0 |
| La-Monroe..... | 9-0 |
| Middle Tennessee..... | 3-0 |
| New Orleans..... | 7-0 |
| North Texas | 2-1 |
| S. Alabama..... | 2-0 |
| Western Kentucky | 4-2 |
| Total | 37-7 |



WEST COAST

| | |
|------------------------|-----|
| Loyola Marymount | 1-2 |
| Pepperdine | 1-9 |
| St. Mary's (CA) | 1-0 |
| San Francisco..... | 2-0 |
| Total | 5-2 |



WESTERN ATHLETIC

| | |
|-------------------|-----|
| Boise State | 2-0 |
| Hawai'i | 4-2 |
| La. Tech | 0-3 |
| Total | 6-5 |

*Changed Conferences





The YOU of A

The University of Arkansas provides a student-centered learning experience focused on research, innovation and outreach as a part of educating future leaders. Consistently ranked among the top public universities and best values in the U.S., the U of A is classified among the top two percent of institutions nationwide with the highest possible level of research activity.

The university's 25,000 students represent all 50 states and more than 120 countries. The U of A has 10 colleges and schools offering more than 210 academic programs — while maintaining a low student-to-faculty ratio that promotes personal attention and mentoring opportunities.

Founded in 1871, the university is the oldest publicly supported institution in the state and is the flagship of the University of Arkansas System. The U of A campus features distinctive architecture, including its signature building, Old Main, finished in 1875. The iconic building now houses the J. William Fulbright College of Arts and Sciences. The college is named in honor of former U of A President (and, later, U.S. Senator) J. William Fulbright, who helped create the prestigious international scholarship and fellowship programs that bear his name.

The university promotes undergraduate research in virtually every discipline and has an outstanding national reputation in many areas, including agriculture, architecture, business, creative writing, engineering, high-density electronics and nanoscience, as well as sustainability and environmental sciences. Programs such as Supply Chain Management, Rehabilitation Counseling, Industrial Engineering and Biological and Agricultural Engineering rank among the best in the country.

The University of Arkansas offers a vibrant campus life that is culturally, intellectually and socially enriching. On our campus you'll find more than 300 registered student organizations, from special interest to professional groups, as well as 33 Greek organizations, making it easy and rewarding to get involved. Every semester offers opportunities to attend musical performances, theater productions, art exhibits, concerts, free films, poetry readings, visiting speakers and hundreds of other varied events.

Visit arkansas.edu for more information about the University of Arkansas.





HISTORIC SENIOR WALK

As you make your way around campus, you're sure to notice something unique about many of the sidewalks. Historic Senior Walk showcases the names of more than 150,000 University of Arkansas graduates, grouped by year of graduation. Senior Walk is the university's longest tradition in both length and years. It's concrete proof of the university's commitment to students.

Senior Walk is also a perfect example of how the University of Arkansas celebrates its history and traditions while focusing on innovations for the future. When the costs involved in hand-etching names into concrete forced numerous other universities to give up, the U of A turned to its physical plant and engineering school grads to create a one-of-a-kind computerized sandblasting machine: the SandHog. Each summer, the SandHog roars across campus etching the names of new graduates into sidewalks.



BEYOND CAMPUS

Fayetteville is routinely considered among the country's finest college towns and the surrounding Northwest Arkansas region is regularly ranked one of the best places to live in the U.S. You'll find a number of attractions that will contribute to a rich college experience.

Three of America's largest corporations have their world headquarters in the region: Walmart, Tyson Foods and J.B. Hunt Transportation, Inc. Their close proximity to the U of A campus, along with their executives' and employees' active involvement in university life, offers students and faculty exceptional opportunities for research partnerships, internships, and post-graduation employment.

Arkansas is a natural wonder of forests, mountains and lakes framed by picturesque rivers and streams. Some of the nation's best outdoor amenities and most spectacular hiking trails are within a short drive of campus.



OLD MAIN

One of the original buildings on Arkansas' campus, Old Main symbolizes the strong connection to the past and the focus upon the future which come together in the present at the University of Arkansas. Completed in 1875, Old Main stood the test of time until the mid-1980s when age and modern building codes threatened to send it to the wrecking ball as had happened to its sister building at the University of Illinois. A major fund-raising campaign by alumni totally renovated Old Main. Reopening in 1992, the building maintains the feel of a Victorian-era building with high ceilings and elaborate wooden trim. Just below the surface of the period hardwood floors, Old Main is hard-wired to the internet and built to last well into its second century.

Even with renovation, Old Main remained unfinished until 2005. One of the gifts during the Campaign for the Twenty-First Century specified the installation of a clock, originally planned for the blank faces of the south tower.

As mentioned, Old Main was built from shared plans with its counterpart on the Illinois campus, with one important difference. The north tower of Arkansas' Old Main is taller than the south tower. Legend says this was symbolic of the Civil War as the lead engineer was a northern veteran.



Chancellor Dr. G. David Gearhart

Dr. G. David Gearhart became the chancellor of the University of Arkansas on July 1, 2008. Before that he served for 10 years as vice chancellor for university advancement. In that position he oversaw the most successful capital campaign in Arkansas history, the Campaign for the Twenty-First Century, which raised more than \$1 billion. The Campaign transformed the U of A in many ways including substantial increases in faculty fellowships and student scholarships, as well as major capital improvements, and the creation of the Honors College.

As Chancellor, Dr. Gearhart implemented a \$243 million campus building renovation and refurbishment plan, as well as a campus-wide energy savings plan. Dr. Gearhart also developed a major cost savings program that has already resulted in \$62 million in cost reduction and savings for the flagship campus since 2009. Campus enrollment has also grown by nearly 6,000 students in the past five years and the fall 2013 enrollment is expected to exceed 25,000 students for the first time in school history. At the same time, diversity in the student body has increased significantly.

A Fayetteville native, Dr. Gearhart received his bachelor of arts degree from Westminster College in Missouri. He earned his law degree and his doctor of education degree at the University of Arkansas.

Before joining the U of A administration he served as senior vice president of Penn State University, during which time he was named a Fulbright Scholar, studying at Oxford University in Oxford, England. He and his wife Jane have been married for 38 years and have two children and three grandchildren.

DR. SHARON HUNT

FACULTY ATHLETICS REPRESENTATIVE

Chancellor G. David Gearhart appointed Dr. Sharon Hunt to be the faculty athletics representative (FAR) for the University of Arkansas in August 2010.

Dr. Hunt is the first woman and non-lawyer to hold the post. Dr. Hunt has been on the University of Arkansas faculty since 1990, and she served as the department head of the recently renamed Department of Health, Human Performance and Recreation from July 1, 1990 until June 30, 2011 except for the 2000-01 academic year, when she served as the interim dean of the College of Education and Health Professions. On June 30, 2011 Dr. Hunt stepped down as department head and returned to the faculty at the rank of Professor giving her more time to devote to the FAR position.

A high school athlete, Hunt's involvement with collegiate athletics dates back to her own college days at the University of Arkansas when she played extramural sports with the women's basketball and tennis teams prior to the enactment of Title IX. After receiving her bachelor's and master's degrees in physical education from the university, she went on to earn a Doctor of Education degree from the University of Georgia, where she taught a variety of undergraduate courses as a graduate assistant. Upon the completion of her doctoral degree, she joined the faculty of the University of Kentucky for 13 years, where she taught both undergraduate and graduate courses and served as the graduate coordinator for the Department of Health, Physical Education and Recreation. In 1990, she and her family returned to Fayetteville.

The FAR's responsibilities lie in three broad areas: academic integrity within the athletics program, student-athlete well-being, and institutional control of the athletics program. Dr. Hunt is involved in the student-athlete advisory council on campus and chairs the Academic Credential Review Committee and Athletic's Academic Integrity Committee, and serves as an ex-officio member of the Faculty Athletics Committee. In addition, she travels to represent the University of Arkansas at various SEC and NCAA meetings.

Dr. Hunt was instrumental in establishing the graduate athletic training education program in the College of Education and Health Professions, and she has worked closely with athletics on that program. The athletics department provides support to students in the athletic training education program in the form of a stipend, books and travel to the Arkansas Athletic Trainers' Association annual meeting. Two endowed scholarships for athletic training students in honor of longtime Razorback trainers Dean Weber and the late Bill Ferrell were established through the athletics department. Dr. Hunt has been married to David Hunt since 1973, and they have an adult son and daughter as well as one grandson and granddaughter.





Jeff Long

VICE CHANCELLOR AND DIRECTOR OF ATHLETICS

Entering his sixth full year as Vice Chancellor and Director of Athletics, Jeff Long has helped transform the University of Arkansas' Department of Intercollegiate Athletics into one of the most successful and nationally respected programs in the country. Along the way, Long has gained national attention and earned numerous awards for his progressive leadership of a program encompassing 19 sports and more than 460 student-athletes.

Long leads a comprehensive athletics program committed to the development of student-athletes academically, athletically and socially. A member of Chancellor G. David Gearhart's Executive Committee, Long is helping to chart the course for the future of higher education at the University of Arkansas while integrating Razorback Athletics into the campus community.

Long's leadership and unwavering commitment to the student-athletes and maintaining integrity within intercollegiate athletics has not gone unnoticed. In 2013, Long was named as an Under Armour Athletics Director of the Year for the Football Bowl Subdivision. In 2012, Long was named a finalist for the *SportsBusiness Journal* and *SportsBusiness Daily* Athletic Director of the Year. In the spring of 2012, the Donald W. Reynolds Foundation and longtime chairman Fred W. Smith made a combined gift of more than \$1.25 million to the program in recognition of Long's leadership of Razorback Athletics.

In each of the past four years, Razorback Athletics has transferred funds totaling more than \$1 million to support the university's academic mission. The department's total support of university and student programs and initiatives includes \$1.9 million in direct funding of academic programs. In 2012, Razorback Athletics committed an additional \$1.2 million annually to help fund a new classroom and laboratory building to serve the entire University of Arkansas student population.

In Long's tenure, Arkansas has captured 15 conference championships and advanced to 81 post-season competitions, including the school's first Bowl Championship Series appearance in football and a national title at the 2013 NCAA Men's Indoor Track and Field Championships. In 2012-13, Arkansas finished No. 23 in the Learfield Sports Directors Cup, a year-long competition ranking the nation's most successful intercollegiate athletic programs, marking the fifth time in the past six years the Razorbacks have finished in the top 25.

In the classroom, the Razorbacks continue to set new standards including posting a school record student-athlete grade point average of 3.09 in 2012-13. It marked the fifth consecutive year Razorback student-athletes posted a GPA exceeding 3.0. In 2013, for the first time in history, Arkansas exceeded the national APR multi-year rate in all 19 sports and had a record five teams earn NCAA Public Recognition awards. Graduation success rates continue to rise with a total of 94 current or former Razorback student-athletes graduating in 2012-13.

Student-athlete development has also been a priority including the establishment of the Razorback Leadership Academy, the first of its kind in the Southeastern Conference. In the community, Razorback student-athletes are more active than ever volunteering more than 6,500 hours of time for more various agencies, organizations and schools around the state.

One of the nation's most active athletic directors on Twitter, Long embraces the opportunity to interact with members of the Razorback Nation whether in person or through social media.

Long was selected to replace legendary athletic director and former Razorback football coach Frank Broyles and even before he officially took the reins on Jan. 1, 2008, Arkansas announced that it would combine its previously independent men's and women's athletic programs into one combined athletic program. Long adeptly blended the men's and women's athletic departments into one unified department and established a new administrative structure.

Long has also worked tirelessly to maintain long-time relationships and to forge new relationships for the benefit of the Razorback program



#NEVER YIELD

201

including extending Arkansas' relationship with War Memorial Stadium and partnering with former Razorback Jerry Jones to develop the Southwest Classic, a football series with Texas A&M played at the spectacular Cowboys Stadium.

Under Long's leadership, the program has fortified its financial standing ensuring more support for the development of student-athletes. According to USA Today, Arkansas is one of only 23 financially self-sustaining Division I-A athletic programs in the nation.

As economic indicators were beginning to point toward challenging economic times, Long signed Arkansas to a deal with IMG College to form Razorback Sports Properties that guarantees the Razorback program \$73 million during the course of the decade-long agreement.

Long also negotiated an extensive all sports apparel and footwear agreement with NIKE, Inc. that will outfit all 19 Razorback sports programs through the 2014-15 season. In December 2012, *Forbes Magazine* estimated the value of the Razorback Football program at \$83 million, ranking the University of Arkansas in the top 10 nationally for the second consecutive year.

In 2010, Long moved to help meet the growing financial needs of fielding a nationally competitive all sports program. The athletic department launched the "Answer the Call" campaign through the Razorback Foundation which resulted in more than 2,600 new members and helped generate more than \$6.5 million in additional support for Razorback student-athletes. In 2012, Long guided the program to a record breaking fundraising year further bolstering Arkansas' financial strength.

With an eye towards the future, Long commissioned a comprehensive plan to assess the future facility needs of the program. Unveiled in October 2011, the Razorback Athletic Facilities Master Plan provided a vision and the road map for \$320 million of facility renovations and additions that will help all 19 Razorback sports remain competitive in the Southeastern Conference and nationally over the next 30 years. The first major project from the master plan, the \$40 million Fred W. Smith Football Center, opened in the summer of 2013. Three other facilities, a Student-Athlete Success Center, a basketball indoor practice facility and a baseball and track indoor training facility have all been approved and are moving forward to construction. As part of the next step in the plan, a market and cost analysis study is being conducted on a potential north end zone expansion to Donald W. Reynolds Razorback Stadium.

According to a recent economic impact study, Razorback Athletics will have an estimated economic impact of more than \$1 billion in the next five years. The study estimated that Razorback Athletics generates \$153.6 million annually to the region's economy including the benefits of drawing more than a million fans annually to campus to cheer on the Razorbacks. Planned athletic construction during the course of the next five years will generate another \$239.7 million.

A veteran administrator with a track record of the highest commitment to the concept of "student-athlete," Long has had more than two decades of experience in athletic administration at the Division I level including at the University of Pittsburgh, University of Oklahoma, University of Michigan, Virginia Tech University, Eastern Kentucky University and Rice University. Long also understands the coach's perspective from time spent in coaching staff positions at Duke University, University of Michigan and North Carolina State University.



His experience as an athletic director and administrator in five of the six Bowl Championship Series conferences – the Big 12, Big Ten, Big East, Atlantic Coast and SEC - gives Long a uniquely informed perspective on intercollegiate athletics.

On the forefront of NCAA governance, Long has served on the NCAA Management Council, the NCAA's Sports Wagering Task Force and as a member of the Executive Committee of the Division I-A Athletic Directors' Association. Long currently serves on the NCAA Championships/Sports Management Cabinet.

Prior to assuming his current roles at Arkansas, Long served for four years as the athletic director at the University of Pittsburgh. Long redefined Pitt athletics, most notably through the "Quest for Excellence" campaign that raised nearly \$34 million to enhance the student-athlete experience. During his tenure the Panthers' were selected as the No. 17 overall program in the nation in the December 2006 Sports Illustrated on Campus' All-Sport Rankings.

Before arriving at Pitt, Long was senior associate athletic director at Oklahoma for two and a half years overseeing external affairs for the Sooners. In addition, Long was the primary administrator for the Sooners' highly successful football and men's basketball programs, along with sport supervision of baseball, wrestling and both golf teams.

Long's first appointment as a director of athletics was at Eastern Kentucky where he served for two and a half years. Prior to Eastern, Long had a brief stay with Virginia Tech as an associate athletics director.

He began his career in college athletic administration at Michigan, hired by legendary coach and athletics director, the late Bo Schembechler. During his seasons with the Wolverines, Long was promoted through a series of posts to the position of associate athletics director.

A former two-sport athlete at Ohio Wesleyan, Long earned seven varsity letters for the Bishops in football and baseball before completing his degree in economics in 1982. He started his post-graduate career in athletics working on head coach Tom Reed's staff as a graduate assistant football coach at the cradle of coaches, Miami University of Ohio. Long earned his master's in education at Miami in 1983, moving on to football staff positions at Rice, Duke and N.C. State prior to joining Michigan.

An Ohio native from Kettering, Long is married to the former Fanny Gellrich of Ann Arbor, Mich. The Longs have two daughters, Stephanie and Christina.



BEV LEWIS

Associate Vice Chancellor & Executive Associate Athletic Director

Bev Lewis has served the University of Arkansas and its Razorback athletic programs for more than three decades.

The former women's athletic director prior to the department merger in 2007-08, Lewis now serves as the associate vice chancellor and executive associate athletic director.

Lewis is the coordinator of a five-member sport administrator group that provides day-to-day administrative support for each of Arkansas' 19 sports. Lewis is the sport administrator for men's and women's cross country, men's and women's track and field, men's and women's golf, gymnastics, softball and volleyball. In addition, Lewis oversees and coordinates the Razorback Performance Team, including the strength and conditioning, nutrition, psychology, athletic training and sports medicine programs. She also serves as a liaison to the faculty senate and the faculty athletic committee, and coordinates the department's Title IX compliance and strategic planning as well as assists with fundraising.

The largest portion of her service to the university was her 19-year tenure as the Director of Women's Athletics. As a result of her strong emphasis on the classroom, Razorback female student-athletes received numerous academic honors including national academic All-American of the year, team academic national titles and the university's first two SEC/H. Boyd McWhorter Scholar-Athletes of the Year. To increase athletic participation for women at Arkansas, she also oversaw the addition of four sports at the university turning her tenure- volleyball, golf, gymnastics and softball and each team went on to become nationally competitive.

Her leadership was also a part of the success of the university's Campaign for the Twenty-First Century. Lewis directed Women's Athletics to over \$11.5 million in direct support for women's teams. During the campaign, Lewis received one of her greatest personal honors as Bob and Marilyn Bogle requested that Arkansas' new facility be named the Bev Lewis Center for Women's Athletics. In 1998, she was voted into the University Of Arkansas Hall Of Honor.

Lewis served collegiate athletics at the highest level as an administrator, as a member of the NCAA Management Council, the NCAA Championship Cabinet and the Southeastern Conference Executive Committee. Prior to assuming the duties of AD, Lewis was women's cross country and track coach. Her Arkansas coaching milestones included the first women's team to achieve a national ranking, first team ranked in the top 10 and the first women's team to win a conference championship.

Lewis earned her bachelor's degree from Central Michigan in 1979 and followed it with her master's from Purdue prior to her arrival at Arkansas in 1981. The former Bev Rouse is married to Harley Lewis.



JON FAGG

Senior Associate Athletic Director for Administration and Governance

Jon Fagg joined the University of Arkansas in June of 2008. He is a member of the senior management group and assists the Vice Chancellor and Director of Athletics in the daily administration of the department. Fagg serves as the sport administrator for football and men's basketball. He also has oversight of the university's compliance program and Office of Student-Athlete Success, which encompasses academic support, student-athlete development and career development services for Razorback student-athletes.

Fagg came to Arkansas after spending seven years at North Carolina State. Hired in March 2001, he served four and half years as an assistant athletics director for compliance before being promoted to associate athletics director for compliance in the fall of 2005. While with the Wolfpack, Fagg's responsibilities included coordinating all aspects of the NCAA compliance program, including rules education for intercollegiate staff and related university personnel, and advisement, education and interpretations regarding NCAA rules and regulations. He also served as sport administrator for the wrestling and women's soccer programs.

Prior to his tenure at North Carolina State, Fagg spent three years as the assistant athletics director for compliance at Fresno State. He also served one year as director of compliance for the Big South Conference. His first athletics administrative experience came at Mars Hill College where he handled compliance duties as well as serving as an assistant coach for the football team for three seasons. His coaching experience also includes a stint as an assistant coach at Davidson from February 1992 to June 1993 and as a GA coach at his alma mater, the University of Arizona, from January 1991 to February 1992.

Fagg and his wife Amanda have three children: Jon Madison and twins, Reed and Ellie.



MATT TRANTHAM

Senior Associate Athletic Director for Internal Operations

Matt Trantham joined the University of Arkansas in 2008 as the senior associate athletic director for internal operations. He oversees all Razorback facilities and events.

With this role, Trantham has overseen the Razorback Athletics Facilities Master Plan recently unveiled in October 2011. Additionally he serves as administrative supervisor for the new Fred W. Smith Football Center completed during the Summer of 2013. Additional projects forthcoming as part of the Master Plan will be a Student-Athlete Success Center, a basketball practice facility and a baseball and track indoor training facility with design/constructions teams recently approved by the Board of Trustees in Sept. 2012.

He is also facilitating the current Market and Cost Analysis on a future expansion of the North End Zone in Donald W. Reynolds Razorback Stadium. Other projects supervised have been the \$2.5 million renovation of Bud Walton Arena in 2008, the \$1.3 million installation of synthetic playing surface and \$1.2 million installation of ribbon boards at Donald W. Reynolds Razorback stadium in 2009, expansion of Razorback soccer team facilities

in 2011 and \$4.6 million installation of new video displays at Donald W. Reynolds Razorback stadium prior to the 2012 season. Prior to joining Arkansas, Trantham began his career with the University of Oklahoma in July 1999 as the promotions director for the athletic department where he worked with all 20 of OU's teams. He was named assistant athletic director for event management in 2004 and was promoted to associate athletic director in 2006.

Prior to joining the Sooners, Trantham spent five seasons in professional sports in Washington, D.C. Trantham earned his bachelor's of science degree in business management from Centenary College in 1990 and a master's degree in sports management from the United States Sports Academy in 1998.

Trantham and wife Kristen are parents of two sons, Will and Davis, and two daughters, Morgan and Paige.



CLAYTON HAMILTON

Senior Associate Athletic Director and Chief Financial Officer

Clayton Hamilton joined the University of Arkansas in January 2010 and serves in the role of Senior Associate Athletics Director and Chief Financial Officer with oversight of the athletic department's financial affairs, business operations, contracts, human resources, payroll and retail store operations. Hamilton serves as a member of the department's Executive Staff, Senior Administrative Staff, Sport Administrator Group and Bowl Management Committee.

While at Arkansas, Hamilton has managed the financial affairs and business operations for all of Razorback Athletics, which includes revenues that now approach \$100 million on an annual basis, and which represents one of the few financially self-sustaining athletic programs in all of college athletics. In addition, he has managed the financial planning for the department's facility master plan, which includes \$98 million of projects that have been completed or are currently in progress. Hamilton also serves as an adjunct professor in the university's sports management program.

Prior to joining Arkansas, Hamilton spent three years as Associate Athletics Director for Business for the Colorado Buffalos and six years in various financial management positions for the Florida State Seminoles. Hamilton also has experience working in professional sports with both the Dallas Cowboys and Cleveland Cavaliers, and in corporate finance with the former Little Rock-based ALLTEL Corporation.

He is an active member of the College Athletic Business Management Association, having served most recently as president in 2009, and has served on various NCAA strategic task forces. He is also a past recipient of the College Athletic Business Manager of the Year Award, and was recognized within the State of Arkansas in 2011 as one of Northwest Arkansas' Top Forty Under 40. Hamilton also serves on the Board of Directors for the Walton Arts Center Foundation.

A native of Little Rock, Ark., Hamilton graduated from the University of Arkansas in 1994 with a bachelor's degree in accounting. He obtained a master's degree in sports management from the United States Sports Academy in 1997 and his CPA certification from the State of Arkansas in 1998.

Hamilton and his wife Stephanie have two daughters, Lauren and Caylee.



MICHAEL WADDELL

Senior Associate Athletic Director for External Operations and Strategic Communications

Michael Waddell joined the Razorback Athletic Department in June 2013 as the Senior Associate Athletic Director for External Operations and Strategic Communications.

Waddell joins the athletic department's senior leadership team and oversees the department's external areas including marketing, licensing, media relations, public relations, ticket operations and RazorVision. He is also the department's liaison with the new SEC Network leading the program's strategic engagement with the new television channel and digital platform.

Prior to joining Arkansas, Waddell served as the Director of Athletics at Towson University. At Towson, Waddell was the lead administrator for the Colonial Athletic Association (CAA) program which captured a record seven CAA Championships in 2012-13 and recorded the biggest one-year turnaround in NCAA men's basketball history. Waddell also positioned Towson as one of the country's most progressive programs in the areas of marketing, communications and corporate sponsorships, including naming rights for Towson's new 5,200-seat SECU Arena, which opened in June 2013, and a new multi-year footwear and apparel agreement with Baltimore-based Under Armour.

Prior to being named the athletic director at Towson, Waddell spent five years as a senior associate athletic director for external relations at the University of Cincinnati. At Cincinnati, Waddell's primary responsibility was to oversee the revenue generating areas that included marketing/fan development, ticket sales/customer service, sports communications, game day programming, and information technology. He coordinated all of Cincinnati's football bowl planning, including back-to-back BCS Bowl Appearances in 2009 (FedEx Orange Bowl) and 2010 (Allstate Sugar Bowl).

Prior to his Cincinnati assignment, Waddell served as the associate athletics director for external relations at the University of Akron where sports marketing revenues increased more than five-fold during his tenure through the creation of the "Team Akron" corporate patron program. Waddell served as the Interim Director of Athletics at Akron in the Fall of 2005.

Before joining the Akron staff, Waddell

served as the director of marketing and broadcasting at the United States Military Academy at West Point where he was responsible for the development of all athletics corporate partnerships, marketing, promotions and multimedia development.

From 1991-2000 Waddell, a North Carolina native, was a play-by-play broadcaster at the University of North Carolina Tar Heel Sports Network (1991-94), and at the University of Virginia Sports Network (1994-97) followed by a stint as the "Voice of the Mountaineers" and Director of External Operations at Appalachian State University from 1997-2000.

Waddell received his B.S. degree in Sport Management from Guilford College in 1991, where he was also a two-time letterwinner in football. He earned his master's degree in sport administration from Ohio University in 2010. Waddell is an active member of NACDA.

He and his wife, Heidi, have two children, Drew and Caroline.



BYRON HATCH

Associate AD for Business

Byron Hatch joined the Razorback Athletics Department in July 2012 as the Associate Athletic Director for Business after seven years at the NCAA. His areas of responsibility include contract administration and oversight of procurement, travel, equipment and camp operations.

Hatch, a native of Humphrey, Ark., earned his undergraduate degree in accounting from the University of Central Arkansas (UCA) and a law degree from the University of Arkansas at Little Rock (UALR). As the NCAA's associate director of the Division I men's basketball championship (2007-11) and then the director of championships and alliances (2011-12), Hatch served as a liaison to the Division I men's basketball committee and championship hosts assisting with the planning and conducting of the NCAA Division I Men's Basketball Tournament. Hatch was responsible for the financial administration of the championship and helped oversee the site selection process. He also was responsible for the supervision of NCAA officiating responsibilities for the championship, including serving as the liaison to the National Coordinator of Men's Basketball Officiating. Hatch also worked with the NCAA Corporate and Broadcast Alliances staff to coordinate NCAA corporate champions' and partners' exposure and marketing opportunities throughout the championship.

Prior to his work in the championships and alliances division, Hatch worked in the NCAA's Department of Academic and Membership Affairs as a coordinator (2005), assistant director (2005-07) and associate director (2007). Hatch and his wife Marla have two daughters, McKinley and Brooklyn.



CHRIS POHL

Associate AD for Events

A former championships director for the NCAA, Chris Pohl joined Arkansas in 2002 to manage marketing and promotion for the women's sports after 11 years at the NCAA. Pohl moved into event management in 2008 and oversees the event management department which coordinates all Guest Services and Special Events as well as all home and postseason events for the Razorbacks. In 2012, Pohl assumed sport administrator duties for soccer as well. Her primary sport event management responsibilities include football, men's basketball, soccer and swimming and diving. Pohl and her staff prepare and monitor budgets for events, work with service

departments including facilities, custodial services and grounds, handle game management responsibilities for all on-campus athletic events; ensuring all aspects of the facilities are ready for competition and spectator hosting, coordinate fan services for game and event management including marketing and promotions, parking services, public safety, law enforcement, life safety/emergency responders, merchandising, concessions, and other aspects of creating a first class spectator experience.

A 1981 graduate of Central Michigan and basketball letterwinner, she earned her master's in 1984 from Penn State.



BRIAN PRACHT

Associate AD for Marketing

Brian Pracht joined the University of Arkansas Athletic Department staff as the Associate Athletic Director for Marketing and Licensing in July 2010.

His responsibilities at Arkansas include overseeing marketing, promotions, ticket operations, RazorVision Productions, website development, social media and spirit squads while also serving as the staff liaison to the university's multi-media rights holder (IMG College/Razorback Sports Properties) and outbound ticket sales team (IMG Learfield Ticket Solutions). He is a member of the athletic department's executive staff. Pracht also directs the university's trademark licensing program, which currently ranks in the top 10 for gross revenue production among all Collegiate Licensing Company partners.

With more than 18 years of experience in intercollegiate athletics, Pracht joined the Razorback staff following seven years at Wichita State where he was the senior associate athletics director for external operations managing all development, marketing, sales, ticketing and media relations activities.

Pracht graduated in 1994 with a bachelor's degree in business administration from Emporia State in Kansas. He and his wife Amy have two daughters, Caroline and Lily.



TRACEY MAYS STEHLIK

Associate AD for Compliance

Entering her 29th year with the University of Arkansas, Tracey Mays Stehlik serves as the Associate Athletic Director for Compliance for Razorback Athletics. In addition, she is a member of the sport administrator's group, overseeing women's basketball, men's and women's tennis and swimming and diving.

Stehlik began her career as an assistant

women's basketball coach with the Razorbacks and was a part of the staff that won the only women's hoops conference championships at Arkansas. As an assistant coach, she recruited some of the greatest players in UA history, including former All-American Delmonica DeHorney, and helped lead Arkansas to back-to-back Southwest Conference titles.

She left the court and moved into athletic administration in 1995 and was promoted to associate athletic director for compliance in 1997. Stehlik's duties included the oversight of compliance, eligibility, academics and event management for the then-separate women's athletics department. Among her numerous areas of responsibility, Stehlik has served as the meet director for several SEC and NCAA events, including the NCAA Indoor Championships from 2003 to 2008, and the 2009 NCAA Gymnastics Regional meet. Stehlik moved into her current role when the Razorback Athletic Departments unified in 2008. As the associate athletic director for compliance, Stehlik is responsible for the oversight of all areas of compliance including eligibility, financial aid and the student-athlete opportunity fund. She oversees the day-to-day office operations and its staff and has been a leader in the on-going compliance educational efforts for the department.

A 1982 graduate of Alabama-Birmingham with a degree in communications, Stehlik has the distinction of scoring the first point in UAB women's basketball history as a member of the first Blazer team. She earned her master's degree in athletic administration at the University of Kansas where she served as a graduate assistant basketball coach from 1983 to 1985. Stehlik and her husband Wayne have two daughters, Mollie and Maggie, who both attend the University of Arkansas. Wayne is the director of athletics for the Springdale (Ark.) public schools.



KEVIN TRAINOR

Associate AD for Public Relations

In his 19th year at Arkansas, Kevin Trainor is in his sixth year as associate athletic director and his fourth as the head of the department's Public Relations department after being promoted from his previous role in media relations. Trainor coordinates the department's executive and crisis management communications and works as a department liaison with University Relations, the National Football Foundation and other external organizations. He is in charge of producing the department's annual report and serves as executive editor of Inside Razorback Athletics. He also serves as the sports administrator and game day event manager for baseball.

Trainor was a nearly 20-year veteran in the media relations office before assuming his current role including 10 years as the sports information director and Associate Athletic Director for Sports Information overseeing publicity for all 19 Razorback sport programs including football.

During his tenure in that position, Arkansas boasted nine All-Americans, including 2006 and 2007 Doak Walker Award winner and Heisman

Trophy runner-up Darren McFadden, 2007 Rimington Trophy winner Jonathan Luigs and 2003 Outland Trophy and Lombardi Award finalist Shawn Andrews.

As associate SID, Trainor worked closely with football and served as the primary contact for the 2000 SEC Tournament champion Arkansas basketball squad. He also served as the color analyst on the Razorback Baseball Radio Network for five years.

A university graduate in journalism in 1994, he earned his master's at Arkansas in 2005. He is a member of the College Sports Information Directors of America (CoSIDA), the Football Writers Association of America (FWAA) and the U.S. Basketball Writers Association of America (USBWAA). Trainor is also a member of the Public Relations Society of America (PRSA) and is on the board of directors of the Arkansas Sports Hall of Fame.

Trainor has been selected to serve as the press conference moderator at several major events including SEC Football Media Days and the SEC Football Championship Game.

Trainor and his wife, the former Ruth Whitehead, are the parents of two daughters, Emma and Ellie.



ERIC A. WOOD

Associate AD for Student-Athlete Services

Eric A. Wood joined the university in 2009, and is responsible for the oversight of student-athlete services including academic support, life skills and career development programs that contribute to the personal growth and character development of more than 460 Razorback student-athletes.

Other responsibilities include housing, student conduct, student-athlete appearance requests, drug testing administration, coordinator of diversity initiatives and the liaison to Student Affairs. Wood, a member of the athletics department senior staff, was promoted to Associate Athletic Director in July 2011 and currently serves on the departments Executive Staff.

Wood and his wife Celia have two daughters, Eliana Jewel and Nia Reese.



ZACK HIGBEE

Assistant AD for Media Relations

Zack Higbee is in his fifth year at the University of Arkansas. Higbee joined the Razorback staff in January of 2009 as Associate Director of Media Relations. In August of 2010,

he was promoted to Director of Football Media Relations and he was elevated again to his current position in February of 2013.

Previously, he worked at Florida, UConn and Oklahoma.

Higbee's role includes media relations office oversight and he oversees media relations operations for the Razorback football program as well as serving as the primary media contact for the athletic department. In his media relations career, Higbee successfully promoted the first underclassman ever to win the Heisman Trophy as well as winners of the Maxwell Award (2007 and 2008), Sullivan Award (2007), Davey O'Brien Award (2007), ESPY for Best Male College Athlete (2007 and 2008), Manning Award (2008), Disney Spirit Award (2008 and 2010), Mackey Award (2010) and the inaugural Johnny Rodgers Award (2011). He has also been one of the primary contacts for football teams that have appeared

in three BCS games including the 2007 and 2009 BCS National Championship Games and the 2011 Sugar Bowl.

Higbee joined the Razorbacks after working the previous six and a half years as one of the primary football contacts at the University of Florida. While at Florida, Higbee coordinated the football game-day operations for the media relations office. His duties included press box set up, supervising gameday staff, production of notes packages and post-game press conference management.

Prior to working with the Gators, Higbee served as the assistant director of athletic communications at Connecticut. While with the Huskies, he was the second media contact for the 2002 Big East regular season and tournament champion men's basketball team as well as for football.

Higbee interned with the Huskies and had a brief stint in the Razorback media relations office after his graduation from Oklahoma in 2000 with a degree in communications. At OU, Higbee was also active in the sports information office as a student assistant.

Higbee is married to the former Jodi Smith and the two have one daughter, McKenna.



JUSTIN MALAND

Assistant AD for Facilities

Justin Maland joined the Razorbacks in 1999, moving into the assistant athletic director position in 2006. His areas of responsibility include oversight of all Razorback athletic facilities, including budgeting, game day operations, scheduling, upkeep, maintenance, long-range planning, daily facility operations, contracting services with outside vendors and coordination of special events.

Maland supervises a staff whose responsibilities include custodial and housekeeping, buildings, grounds and other service areas and oversees external events and facility operations on campus.

As Arkansas Athletics continues its growth and development, so to do Maland's duties. He is currently working on the construction

oversight of the Fred W. Smith Football Center scheduled for completion in the late summer 2013. In addition, Maland is overseeing the planning and design phase of several other construction projects outlined in the Razorback Athletics Department's Master Plan including an academic and dining center, track plaza expansion, basketball practice facility and the addition of seating in the football stadium.

Maland recently completed several renovations and upgrades to the video and ribbon boards for football and baseball as well as updates to the men's and women's basketball locker rooms.

The Harrison, Ark., native and former college student-athlete provides management services in all athletic facility renovation projects and construction management of all new projects including the state-of-the-art Fred W. Smith Football Center, part of the Athletic Department's Master Plan. One of Maland's recent projects is the installation of the new videoboard for Donald W. Reynolds Razorback Stadium.

Maland is a 1999 graduate of Hendrix College and earned his master's degree in sports management at Arkansas in 2001.

Maland is married to the former Sarah Parnell of Booneville and they have three children, Macy, Jack and Addy.



MARK SCOBEY

Assistant AD for Ticket Operations

Charged with the supervision of ticket operations for all University of Arkansas Athletic department-related sporting events, Mark Scobey is in his 36th season with the Razorbacks. He was promoted to Assistant AD for Ticket Operations in August 2012.

During his tenure at the University of Arkansas, Scobey has assisted with ticket sales for a wide assortment of events on the Fayetteville campus, including SEC and NCAA championship events in baseball, softball, gymnastics, tennis and track. He has also been affiliated with 20 postseason football bowl games, the 1995, 2002 and 2006 SEC football championship games, and 23 postseason basketball tournament teams, including the 1978, 1990, 1994 and 1995 Final Four clubs.

In December 2011, Scobey began the transition with Paciolan Systems, Inc., to help implement Razorback E-Tickets, a new digital ticketing system for athletic events. The user friendly system allows fans to print their tickets at home and transfer their tickets to a friend when they cannot attend an event. The system is being used again this year for baseball at Baum Stadium, football at Donald W. Reynolds Razorback Stadium and basketball at Bud Walton Arena. The addition of on-line ticket sales is now 65% of ticket volume.

Scobey joined the UA athletic staff in 1977 as an assistant athletic ticket manager and became ticket manager in 1983. A native of Warren, Ark., Scobey lives in historic Eureka Springs.

WOMEN'S BASKETBALL SUPPORT STAFF



NATALIE TROTTER
Assistant Athletic
Trainer

Natalie Trotter joined the Razorback Athletic Training Staff in August 2012 working with women's golf and women's basketball.

Trotter comes to Fayetteville after more than four years at Arkansas State University where she worked with women's basketball, tennis and bowling for the Red Wolves.

Trotter has served as a speaker at NEA Coaches Cooperative Workshop (2008-2011) and as an instructor at MASH Summer Workshops (2009-2012) during her time in NEA. She is an Instructor with the International Sports Connection, where in May 2012, she delivered supplies and lectured in Uganda as a part of their Basketball Exchange. She is on the Southwestern Athletic Trainer's Association Ethnic Diversity Committee and the Arkansas Athletic Trainer's Association's Program Committee.

Prior to her time at Arkansas State, Trotter served as the certified graduate assistant athletic trainer for Troy University's women's basketball and tennis teams, where she earned her master's degree in Sport and Fitness Management in 2008. She was an intern athletic trainer working with track and field at Auburn University Spring of 2006 and 2006 graduate of Valdosta State University in Sports Medicine/Athletic Training. She is a native of Shubuta MS.



TODD BARBOUR
Director of Strength
and Conditioning for
Olympic Sports

Todd Barbour joined the Razorback staff as Arkansas' director of strength and conditioning for Olympic sports in the summer of 2008.

Barbour has 14 years of experience in the strength and conditioning field and joins the athletic department staff after spending the four previous years as the director of performance at the Performance and Wellness Institute in Greeley, Colo.

He also spent five years as an assistant strength and conditioning coach at Oregon State, and five years as a high school strength and conditioning coach as well as a football and softball coach in Billings, Mont.

Barbour earned his bachelor's in physical education and sports science from the University of Idaho in 1994. He earned certification from the National Strength and Conditioning Association in 2001 and the Collegiate Strength and Conditioning Coaches Association in 2002.

At the Performance and Wellness

Institute, he designed, developed and implemented philosophy and principles for fitness, regeneration, rehabilitation and prehabilitation. He also designed the new facility, budgeted, and researched and purchased all equipment.

Barbour assisted in the development and implementation of protocol for orthopedic evaluations, injury screens, athletic consults, emergency procedures, "performance inhibitors" and post-surgical workout evaluations. He recruited athletes in the sports of baseball, softball, golf, volleyball, football and basketball to train in northern Colorado at the Performance and Wellness Institute.

A presenter and participant in regional and national conferences and seminars on strength and conditioning and sport nutrition, he has also been a director and presenter at pre-season, in-season and summer training camps, and designed and presented a speed and agility demonstration at the NSCA State Clinic hosted by the Oregon State Strength and Conditioning Department.

At OSU, where he was hired by football coach Dennis Erickson and was the first assistant for football, he was a coach and presenter at summer camps for football, baseball, softball and basketball. He designed and implemented all aspects of student-athletes' sport-specific conditioning, including strength, power, linear speed, multi-directional speed, energy system development, regeneration and post-injury reconditioning as the head strength and conditioning coach for baseball, softball, and men's and women's golf.

While at Oregon State, the football team won its first Pac-10 championship in 30 years. He also worked with more than 70 athletes who went on the play professionally, 21 All-Americans and 63 All-Pac-10 selections. That list includes five first-round draft picks, a world champion in Major League Baseball and another first-round pick in the NBA.

Barbour and his wife, Angie, have three sons, Tysen, Ayden and Tanner.



FELECIA SAINE
Director of Student-
Athlete Academic
Support and
Achievement

In her first year working with the Arkansas women's basketball team, Felecia Saine is no stranger to Razorback athletics as she begins her second stint at Arkansas, this time as the Director of Student-Athlete Academic Support and Achievement. Saine joins the Razorbacks after a six-plus-year stint as the Assistant to the Director of Athletics for Academics at Georgetown University where she worked with the Hoya men's basketball team.

A native of Little Rock, Ark., Saine earned a bachelor's degree in business administration, finance from the University of Arkansas at Little

Rock before receiving her Masters of Education, Sport Management from the Fayetteville campus in 1998. While earning her graduate degree, Saine worked with the Razorback football team as an academic counselor until 2002 when she took on the role of Academic Coordinator for Men's Basketball with the Razorbacks until her departure for Georgetown in 2004.

An active participant in national organizations and forums, Saine is a member of the National Association of Academic Advisors for Athletics and the Black Coaches Association.



BRANDON HARRISON
Media Relations
Intern

Brandon Harrison joined the Razorback media relations staff in July 2013 as the primary contact for women's tennis and the secondary contact for

women's basketball.

Prior to Arkansas, he was a student assistant in the Wisconsin athletic communications office where he served as a secondary contact for men's hockey and women's golf. Harrison also spent a year serving as a secondary contact for men's cross country and track and field. His responsibilities included coordinating media relations, creating game notes, writing press releases, game previews and recaps, running football, basketball and hockey live blogs, updating team social media accounts and managing website content.

Harrison graduated from the University of Wisconsin-Madison in 2013 with a Bachelor of Arts in Journalism.



Erin Gatling
Strength and Conditioning



Rob Scott
Strength and Conditioning

RAZORBACK FOUNDATION



MISSION STATEMENT

The stated mission of the Razorback Foundation, Inc., is to support the athletic endeavors of the University of Arkansas Razorbacks. The Foundation assists our student-athletes by providing for scholarships, facilities and various programs that enable them to realize their dreams of achieving a quality college education while participating in athletics on a nationally competitive level.

ABOUT THE FOUNDATION

Performing the vital role of supporting the student-athletes at the University of Arkansas with financial support, the Razorback Foundation, Inc., is in its fourth decade of working alongside the athletic department to advance Razorback Athletics.

Over the past several years, with the support of our dedicated members, the Razorback Foundation has experienced dynamic growth in multiple areas. Our membership and annual fund dollars have continued to grow each year and this growth can be directly attributed to the passion and commitment of those who love the Razorbacks. Additionally, the Razorback Foundation played a role in securing Capital gifts, that resulted in the construction of the Fred W. Smith Football Center, which was completed in the summer of 2013.

The Foundation, officially incorporated and relocated off campus in 1988, has also helped provide financial aid for the construction and/or renovation of the Broyles Athletic Center (football and administrative offices), Charlie Baum Stadium at George Cole Field (baseball), John McDonnell Field (outdoor track and field), Randal Tyson Track Center (indoor track and field), Dills Indoor Tennis Center, the George M. Billingsley Tennis Center (outdoor), Donald W. Reynolds Razorback Stadium (football) and Bogle Park (women's softball). In the future, as new facilities are planned and others enhanced, we will again need the support of all those who have a strong desire to provide the very best for our student-athletes and the University of Arkansas.

MEMBERSHIP LEVELS

The Razorback Foundation's Annual Fund offers a variety of exciting benefits and has several levels of giving, beginning at the \$50 Razorback level and continuing up to Broyles-Matthews Scholarship Platinum at \$20,000 or more.

For more information about giving levels, benefits and other giving opportunities, please contact us at 1-877-436-0013 or GoHogs@RazorbackFoundation.com. More information may also be found at RazorbackFoundation.com.

Facebook.com/razorbackfoundation

Twitter.com/razorfoundation



SEAN ROCHELLE
Executive Director



BILLYE HAWKINS-VETETO
Chief Financial Officer



JOHN MATSKO
Associate Director



NORM DeBRIYN
Associate Director



MARVIN CASTON
Assistant Director



JOHN GOURLAY
Assistant Director



ELIZABETH SULLIVAN
Assistant Director



CHARLOTTE FAUCETTE
Member Relations



JACKIE ROLLINS
Member Relations



DEBBIE SCOGGIN
Member Relations



JULIA WOODS
Member Relations



JAMIE ROBBINS
Receptionist/Member



LAUREN WALDRUP
Intern



FRANK BROYLES
Athletic Director Emeritus



HAROLD HORTON
Executive Director Emeritus



DONITA RITCHIE
Admin. Asst. to Frank Broyles



ARKANSAS



2013 | WOMEN'S BASKETBALL | 2014