



# 2015 ARKANSAS // BASEBALL GAME NOTES

28 NCAA Tournament Appearances • 8 College World Series Appearances • 2 SEC Regular Season Titles

**Communications:** David Beall • **Cell:** 479-445-5336 • **Email:** jdb048@uark.edu • **Twitter:** @beall\_sid

## Razorback Record Rundown

Total	40-25
Conference	17-12
Non-Conf	23-13
Home	23-12
Away	13-6
Neutral	4-7
Day	20-12
Night	20-13
vs Left	15-7
vs Right	25-18
1-Run games	8-9
2-Run games	4-3
5+Run games	17-10
Extra innings	0-1
Shutouts	5-4
Scoring 0-2 runs	2-10
Scoring 3-5 runs	10-11
Scoring 6-9 runs	19-3
Scoring 10+ runs	9-1
Opponent 0-2 runs	22-3
Opponent 3-5 runs	12-7
Opponent 6-9 runs	6-6
Opponent 10+ runs	0-9
Scored in 1st inning	17-3
Scores first	28-4
Opp. scores first	12-21
After 6 leading	34-2
After 6 trailing	5-19
After 6 tied	1-4
After 7 leading	29-1
After 7 trailing	5-18
After 7 tied	2-5
After 8 leading	31-1
After 8 trailing	1-20
After 8 tied	4-3
Hit 0 home runs	18-12
Hit 1 home run	13-7
Hit 2+ home runs	9-6
Opponent 0 home runs	26-11
Opponent 1 home run	12-11
Opponent 2+ HRs	2-3
Made 0 errors	21-8
Made 1 error	14-7
Made 2+ errors	5-10
Opp. made 0 errors	11-14
Opp. made 1 error	14-6
Opp. made 2+ errors	15-5
Out-hit opponent	33-2
Out-hit by opponent	4-18
Hits are tied	3-5

## 2015 Arkansas Razorback Baseball Team

40-25 Overall Record • 14th Consecutive NCAA Tournament  
8th College World Series • Four MLB Draft Picks



## LEADING OFF --

- The Razorbacks were one of just five teams in the nation to advance to the NCAA Tournament each of the last 14 years. Arkansas is joined by Cal State Fullerton, Florida State, Miami (Fla.) and Rice as the only programs to accomplish the feat.

- Arkansas advanced to the College World Series for eighth time in program history, making appearances in 1979, 1985, 1987, 1989, 2004, 2009, 2012 and now 2015.

- Arkansas finished its postseason run with a 71-61 all-time record in the NCAA Tournament, including 17 tournament wins in the last four years.

- The Razorbacks are one of 10 teams in the country to advance to at least three of the last seven College World Series, joining Florida, LSU, North Carolina, South Carolina, TCU, Texas, UCLA, Vanderbilt and Virginia.

- The Razorbacks have won 40 or more games in six of the last seven seasons.

- Arkansas had four players selected in the 2015 MLB Draft, as Andrew Benintendi went seventh overall to the Boston Red Sox, Trey Killian went in the ninth round to the Colorado Rockies, Bobby Wernes went in the 30th round to the Houston Astros and Tyler Spoon went in the 35th round to the Boston Red Sox. The Razorbacks have had 21 players drafted in the last the years.

## Van Horn by the Numbers

- Dave Van Horn made his sixth career appearance in the College World Series during the 2015 season, more than any other head coach in the SEC.

- In his 13 seasons at Arkansas, Van Horn has led the Razorbacks to four College World Series appearances, five Super Regionals and 13 NCAA Tournament berths.

- The skipper eclipsed the 500-win mark at Arkansas on April 5 against Auburn and has a total of 524 wins, averaging more than 40 wins per season.

## #BennyBaseball's Banner Year

- Won the Golden Spikes Award as the top amateur baseball player in the country and the Dick Howser Trophy as the top collegiate player in the nation. Earned four different National Player of the Year honors.

- Became the third player in SEC history to lead the league in home runs and batting average. He joins Rafael Palmeiro (Miss State in '84) and Jeff Abbott (UK in '94) as the only players in conference history to accomplish the feat.

- Became the first player in school history to lead the country in home runs, launching 20 #BennyBombs.

- Became the first NCAA Division I player since Western Kentucky's Wade Gaynor in 2009 to hit 20 home runs and steal 20 bases in a season.

- Is the fifth player in program history to hit 20 or more home runs in a season.

## The Baum Way

- Arkansas finished No. 2 in the country in average attendance for the third straight year with 8,290 fans per game. The Razorbacks posted school records in actual attendance and tickets sold for a single game.

- The actual crowd of 12,167 against Missouri State on June 6 was the largest crowd in Baum Stadium history. The 12,167 fans also marked the third largest Super Regional crowd in NCAA history.

- The three NCAA Fayetteville Super Regional crowds marked the three largest crowds in Baum Stadium history.

- Arkansas was home to three of the top four postseason crowds in 2015 during Regionals and Super Regionals.

- The 12,589 tickets sold against Mississippi State on April 25 marked the 14th largest on-campus crowd in NCAA history.

## Final Comparison

Final Comparison	Hitting										Pitching							
	Avg.	Runs	Hits	2B	3B	HR	RBI	HBP	K's	SB-Att	ERA	IP	Hits	Runs	ER	BB	K's	B/Avg.
Arkansas	.289	387	623	107	18	53	343	57	418	55-78	4.08	570.2	543	304	259	282	484	.256
Opponents	.256	304	543	80	6	35	275	70	484	76-112	5.57	556.0	623	387	344	273	418	.288

## #BennyBomb Breakdown

No.	Player	Gm#	Date	Opponent	Pitcher	On Base	Inn	Outs	Count	Score	Final
1.	Benintendi, A.	2	Feb 14	North Dakota	Muckenhirn, Z.	0*	5	0	1-0	2-0	W 13-2
2.	Benintendi, A.	4	Feb 20	vs UCF	Davis, S.	0	9	1	2-1	4-9	L 5-9
3.	Benintendi, A.	9	Mar 03	Eastern Illinois	Johansmeier, J.	0*	5	0	0-0	5-0	W 7-0
4.	Benintendi, A.	14	Mar 11	Gonzaga	Morgan, E.	1	8	1	0-0	3-8	L 5-15
5.	Benintendi, A.	16	Mar 14	at Vanderbilt	Buehler, W.	0	4	1	3-1	0-2	L 1-9
6.	Benintendi, A.	23	Mar 24	vs Memphis	Caufield, C.	1	7	2	0-0	2-4	L 4-5
7.	Benintendi, A.	26	Mar 27	Ole Miss	Weathersby, S.	1	7	0	0-1	2-5	L 4-5
8.	Benintendi, A.	29	Apr 03	at Auburn	Lipscomb, C.	0	6	0	0-0	3-5	W 10-7
9.	Benintendi, A.	31	Apr 05	at Auburn	McCord, R.	1	5	2	2-1	0-2	W 6-4
10.	Benintendi, A.	33	Apr 08	Mississippi Valley	Thomas, B.	0*	3	0	2-1	4-0	W 14-0
11.	Benintendi, A.	33	Apr 08	Mississippi Valley	Sheppeard, C.	1	6	2	3-2	12-0	W 14-0
12.	Benintendi, A.	34	Apr 10	Kentucky	Brown, Z.	0	1	2	3-2	0-0	W 5-3
13.	Benintendi, A.	34	Apr 10	Kentucky	Brown, Z.	0*	7	0	1-0	4-3	W 5-3
14.	Benintendi, A.	38	Apr 15	Stephen F. Austin	Manz, R.	1	6	1	0-0	9-1	W 15-3
15.	Benintendi, A.	47	May 2	at Alabama	Bramblett, G.	0*	6	0	2-0	1-0	W 4-0
16.	Benintendi, A.	48	May 08	Tennessee	Cox, A.	0	3	2	1-0	1-1	L 4-5
17.	Benintendi, A.	50	May 12	at Creighton	Ising, M.	0	7	1	2-0	4-1	W 6-2
18.	Benintendi, A.	55	May 20	vs Florida	Poyner, B.	0*	9	0	0-0	4-6	W 7-6
19.	Benintendi, A.	61	Jun 05	Missouri State	Harris, J.	0*	6	0	2-2	4-1	W 18-4
20.	Benintendi, A.	64	Jun 13	vs Virginia	Jones, C.	0	5	1	1-0	2-3	L 3-5

\* - Leadoff home run

## #BennyBomb By The Numbers

**20**

total #BennyBombs

**14**

solo #BennyBombs

**12**

#BennyBombs from 6-9 innings

**11**

vs nonconference opponents

**9**

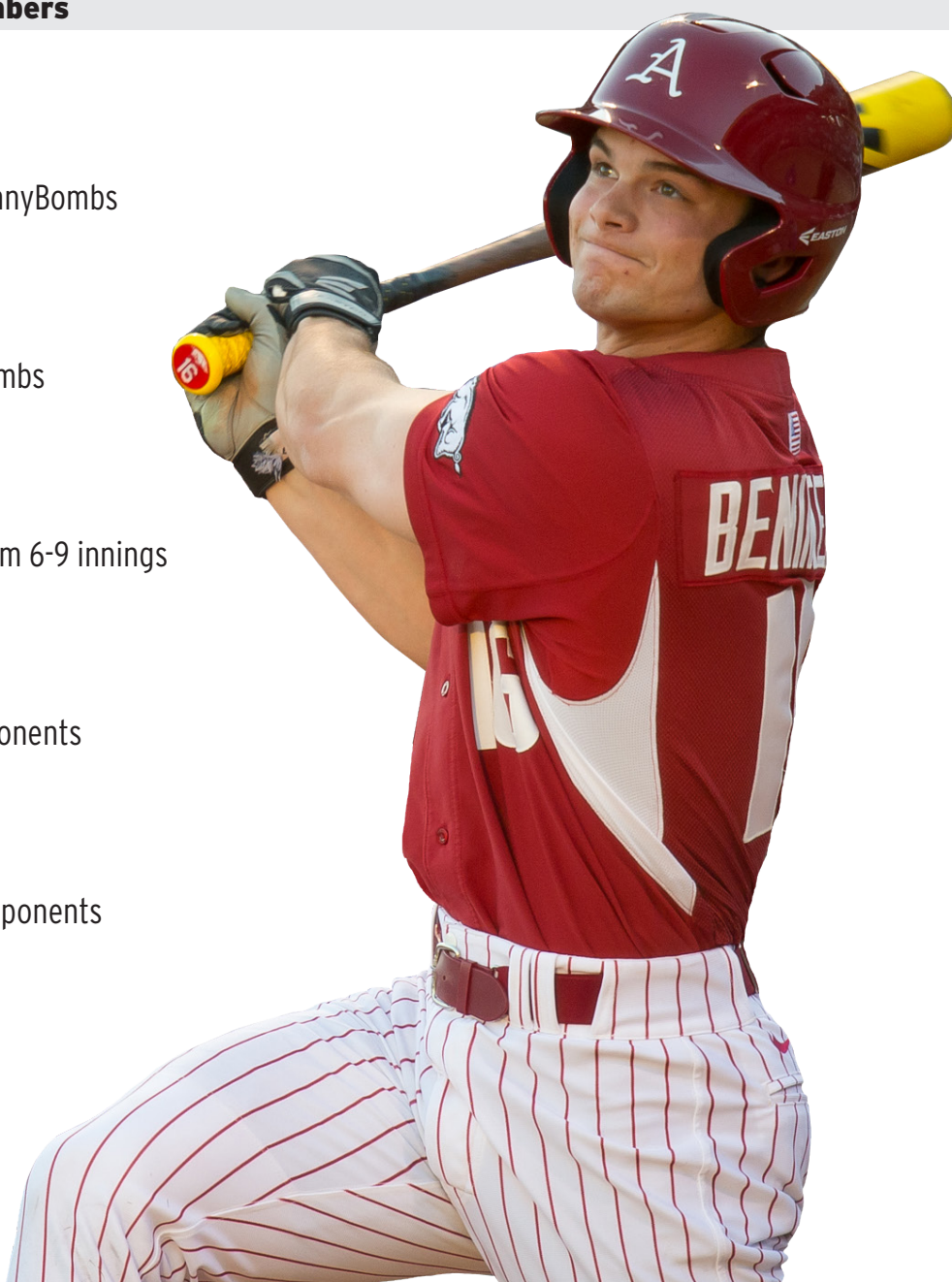
#BennyBombs vs SEC opponents

**7**

first-pitch #BennyBombs

**6**

two-run #BennyBombs





## #BennyBaseball - 2015 NATIONAL PLAYER OF THE YEAR

### #BennyBaseball Breakdown

- Was the first SEC Player of the Year in program history.
- Was the first National Player of the Year in program history.
- Was the first Golden Spikes Award and Dick Howser Trophy winner in program history.
- Was the first Razorback to win a major SEC award since Nick Schmidt won Pitcher of the Year in 2006.
- Is the first player in school history with at least 15 home runs and 20 stolen bases in a season.
- Was the first NCAA Division I player in seven years to hit 20-plus home runs and steal 20-plus bases.
- Was the first player in SEC history to win the batting title, home run title and Player of the Year.
- Became the third player in SEC history to finish the year as the league leader in home runs and batting average.
- Was the first Razorback in school history to lead the nation in home runs (20).
- Was one of only two players in the country with 15-plus home runs and 20-plus stolen bases.
- Led the SEC in batting average, home runs, slugging percentage, on base percentage and walks.
- Led all sophomores in the country in batting average, home runs and slugging percentage.
- Is one of five players in school history to hit at least 20 home runs in a season.

### Power

- Led the nation with 20 home runs on the year.
- Finished third in the country with a .717 slugging percentage.
- His .717 slugging percentage ranked him seventh all-time in Razorback history for a single season.
- Finished sixth in the SEC with 57 RBI on the year.
- Had a span of four home runs in six plate appearances against Mississippi Valley State and Kentucky.

### Consistency

- Led the SEC with a .488 on base percentage.
- Led the SEC with a .376 batting average (Highest in the CWS).
- His .376 batting average was the highest at Arkansas since 2010, when Zack Cox set the school record at .429.

### Speed

- Finished third in the SEC with 162 total bases.
- Finished tied for fourth in the SEC with 24 stolen bases on the year.
- Finished fourth in the SEC with 62 runs scored.

### Dynamic Duo

Andrew Benintendi and Bobby Portis are one of only two baseball and men's basketball SEC Player of the Year combos in the same calendar year in league history. They join Florida's Mike Zunino and Chandler Persons in 2011 as the only other tandem to accomplish the feat.

### Awards and Accolades

- Golden Spikes Award
- Dick Howser Trophy
- Southeastern Conference Player of the Year
- Collegiate Baseball National Player of the Year
- Baseball America National Player of the Year

### #BennyBoSox

- Was selected by the Boston Red Sox with the seventh overall pick in the 2015 MLB Draft
- Is the third-highest MLB Draft pick in school history, behind Jeff King (No. 1 in 1986) and Kevin McReynolds (No. 6 in 1981).
- Is the eighth first round draft pick in school history and first since Ryne Stanek in 2013.
- Is one of four Arkansas players elected by the Red Sox in the last two years (Beeks, Gunn, Spoon).
- Was one of seven SEC players taken in the first round and third highest pick.

**"I am just really excited for him and his family. Andrew is an extremely hard worker, dedicated to the game and very talented."**

**- DAVE VAN HORN**





## Career Hitting Streaks

Player	Current Streak	Season High	Career High
Michael Bernal	--	14	14
Tyler Spoon	3	11	16
Joe Serrano	--	10	10
Andrew Benintendi	--	10	10
Clark Eagan	3	7	9
Bobby Wernes	6	7	7
Rick Nomura	1	7	7
Brett McAfee	3	5	8
Carson Shaddy	1	5	5
Tucker Pennell	--	4	4
Cullen Gassaway	--	4	4
Alex Gosser	--	2	4

## Career Two-Out RBI

Player	2012	2013	2014	2015	Total
Tyler Spoon	--	11	18	18	47
Joe Serrano	1	7	7	16	31
Andrew Benintendi	--	--	10	19	29
Brett McAfee	--	5	5	11	21
Bobby Wernes	--	--	7	9	16
Michael Bernal	--	--	7	8	15
Chad Spanberger	--	--	--	11	11
Clark Eagan	--	--	3	8	11
Carson Shaddy	--	--	--	8	8
Rick Nomura	--	--	--	5	5

## 2015 HONOR ROLL

### Andrew Benintendi

Golden Spikes Award Winner  
 Dick Howser Trophy Winner  
 Baseball America National Player of the Year  
 Collegiate Baseball National Player of the Year  
 SEC Player of the Year (Coaches)  
 All-SEC First Team (Coaches)  
 Louisville Slugger All-America First Team  
 ABCA/Rawlings All-America First Team  
 NCBWA All-America First Team  
 DIBaseball All-America First Team  
 Baseball America All-America First Team  
 Collegiate Baseball All-America First Team  
 Perfect Game All-America First Team  
 Stillwater Regional All-Tournament Team  
 MLB Draft Pick - No. 7 Overall - Red Sox  
 Capital One Impact Performer of the Week (May 8)  
 SEC Player of the Week (April 20)  
 NCBWA National Hitter of the Week (April 22)

### Keaton McKinney

SEC All-Freshman Team (Coaches)  
 Louisville Slugger Freshman All-America  
 SEC Pitcher of the Week (May 4)  
 SEC Freshman of the Week (May 18)

### Zach Jackson

All-SEC First Team (Coaches)  
 Stillwater Regional All-Tournament Team

### Bobby Wernes

SEC All-Defensive Team (Coaches)  
 MLB Draft Pick - 30th Rd - Astros

### Tyler Spoon

All-SEC Community Service Team  
 Stillwater Regional All-Tournament Team  
 MLB Draft Pick - 35th Rd - Red Sox

### Michael Bernal

Stillwater Regional All-Tournament Team

### Joe Serrano

Stillwater Regional Most Valuable Player

### Jackson Lowery

Stillwater Regional All-Tournament Team

### Trey Killian

Louisville Slugger National Pitcher of the Week (March 16)  
 MLB Draft Pick - 9th Rd - Rockies

### Jacob Stone

Preseason All-SEC First Team

## Team Notables

- In eight NCAA Tournament games, Arkansas out-hit its opponents four times, was out-hit three times and tallied equal hits once. The Razorbacks ended the year 33-2 when out-hitting its opponents, but just 7-23 when being out-hit or having equal hits.
- After setting the Baum Stadium attendance record in game one of the Fayetteville Super Regional with 11,869, Razorback fans followed suit Saturday, breaking the record in less than 24 hours with 12,167 on hand. In the Fayetteville Super Regional, three of the top four attendance marks at the eight Super Regional sites were all at Baum Stadium, totaling 35,730 over the three games. Game 1: 11,869 | Game 2: 12,167 | Game 3: 11,694
- Since the series win against Kentucky April 10-12, the Razorback pitching staff was 9-1 when it received a quality start.
- The Razorbacks won 7 of 10 conference series twice in the last three seasons (2015, 2013) as well as four-straight SEC road series for the first time since 2007.

## Arkansas Postseason Facts

Tournament Appearances: 28  
 Tournament Record: 71-61  
 College World Series Appearances: 8  
 Best College World Series Finish: 1979, National Runner-up  
 College World Series Record: 11-16  
 Super Regional Appearances: 6  
 Super Regional Titles: 4  
 Super Regional Record: 9-6  
 Regional Appearances: 28  
 Regional Titles: 9  
 Regional Record: 51-39

## Crossing the Stage

Five current Arkansas players graduated the weekend of May 8-10, as Joe Serrano, Tyler Spoon, Krisjon Wilkerson, Jackson Lowery and Lance Phillips all received their diplomas from the University of Arkansas. Current student assistants Jake Wise and Tim Carver also graduated, while former players Cade Lynch and Geoffrey Davenport completed their degrees.

## Leading the Pack

Arkansas is the only team in the SEC to advance to each of the last 14 NCAA Regionals, and head coach Dave Van Horn is the only current head coach in the league to make six appearances in the College World Series.

## Road Warriors

Arkansas went to work on the road since April 18, winning 13 of its last 18 games away from Baum Stadium. The Razorbacks had been on the road for each of their last five NCAA Regionals, posting a record of 12-6, including a perfect 3-0 record during the 2012 Houston Regional and 2015 Stillwater Regional.

## Coming Full Circle

Michael Bernal saw his collegiate career come full circle in the Stillwater Regional after starting his career at Oklahoma State and redshirting his first year before transferring to New Mexico Junior College for one season. Bernal hit .400 last week in Stillwater and was named to the All-Tournament team with a 4-for-10 performance, including two runs scored and two RBI's.

## Jackson to Play for USA Baseball this Summer

Zach Jackson has accepted an invitation to join the USA Baseball Collegiate National Team this summer and will be the 13th Arkansas player to don the Red, White and Blue. Dave Van Horn served as the head coach last year, while Trey Killian was also selected to the team. "To get an invite to go play for your country and represent the USA against other countries around the world is something I've always dreamed of," said Jackson. "It's definitely an honor and humbling experience."



## MLB BOUND

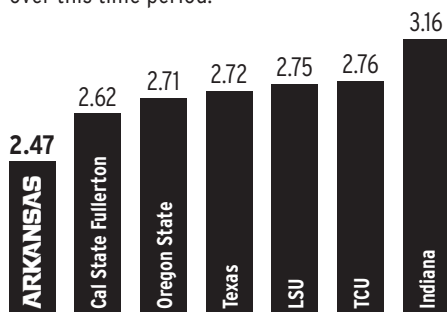


Arkansas has had 17 players drafted from 2013-2014, more than any other collegiate program in the country. The Razorbacks had six players selected in the 2014 MLB Draft and a school-record 11 players taken in 2013.

<b>RAZORBACKS</b>	<b>17</b>
<b>LOUISVILLE</b>	<b>15</b>
<b>OREGON STATE</b>	<b>15</b>
<b>SAN DIEGO</b>	<b>15</b>
<b>STANFORD</b>	<b>15</b>
<b>LSU</b>	<b>14</b>
<b>OLE MISS</b>	<b>14</b>
<b>FLORIDA</b>	<b>13</b>
<b>FLORIDA STATE</b>	<b>13</b>
<b>GEORGIA TECH</b>	<b>13</b>

## PITCHER PERFECT

The Razorbacks have put together three consecutive seasons with an ERA under 3.00 and have the lowest cumulative ERA in the country over the last three years at 2.47. Arkansas is the only team in the nation to rank in the top 15 in ERA over this time period.



Lowest ERA in Country from 2012-2014

## OMAHA BOUND

Dave Van Horn has made more CWS appearances than any current head coach in the SEC.

Dave Van Horn (ARK)	1	2	3	4	5	6
Paul Mainieri (LSU)	1	2	3	4	5	
Kevin O'Sullivan (FLA)	1	2	3	4		
Dave Serrano (UT)	1	2				
Tim Corbin (VU)	1	2	3			
Sunny Golloway (AUB)	1					
Scott Stricklin (UGA)	1					
Mike Bianco (UM)	1					
John Cohen (MSU)	1					
Chad Holbrook (SC)	1					
Rob Childress (AM)	1					
Mitch Gaspard (UA)						
Jim Jamison (MO)						
Gary Henderson (UK)						

## Frequent Flyer on #SCTop10

Arkansas has appeared on SportsCenter's #SCTop10 four times this year, with Bobby Wernes coming in twice, Clark Eagan once and the crazy 9-2-1 putout at Vanderbilt to force extra innings capping the list.

Player(s)	Date	Play	Number
Spoon-Shaddy-Stone	March 14	9-2-1 putout to force extra innings	4
Bobby Wernes	March 18	Jump throw	1
Clark Eagan	March 20	Diving catch	4
Bobby Wernes	May 2	Bare-handed pick up and throw to first	8

## Arkansas to Play in 2016 Houston College Classic

For the second time in five years, Arkansas has been hand picked by the Houston Astros to play in the 2016 Houston College Classic at Minute Maid Park. The Razorbacks will be joined by Texas Tech, Rice, Louisiana-Lafayette, Houston and TCU with nine games being played from Feb. 26-28, 2016 at Minute Maid Park. In 2012, Arkansas went 2-1 in the classic, topping Texas Tech and Texas.

## Current MLB #ProHogs (Played in 2015)

Player	Pos.	Organization	Year Drafted
Logan Forsythe	3B	Tampa Bay	2008
Craig Gentry	CF	Oakland	2006
Dallas Keuchel	RHP	Houston	2009
James McCann	C	Detroit	2011
Drew Smyly	RHP	Tampa Bay	2010
Mike Bolsinger	RHP	Dodgers	2010

## Inside the Arkansas Record Book

- Fewest errors (63) since 1974 (55).
- Highest team fielding percentage in school history (.975) - Previous record was in 1989 (.974).
- Most runs in a season (387) since 2010 (481).
- Highest team batting average (.288) since 2010 (.306).
- Most triples (18) since 1997 (29).
- Most home runs (53) since 2010 (92) - school record.
- Most total bases (925) since 2010 (1125).
- Highest slugging percentage (.427) since 2010 (.494).
- Most walks (273) since 2009 (279).

## #BennyBaseball in the Record Books

- Most runs in a season (62) since Zach Cox in 2010 (67)
- Most hits in a season (85) since Zach Cox in 2010 (102)
- Most RBI's in a season (57) since Brett Eibner in 2010 (71)
- Most home runs in a season (20) since Brett Eibner in 2010 (22)
- Tied for 4th in school history for HR's in a season
- Seventh-highest season slugging percentage in school history (.717)
- Sixth in school history in total bases in a season (162)
- Tied for 6th in school history for walks in a season (47)

## NCAA TOURNAMENT HISTORY

### NCAA Tournament (71-61, .537)

Regional Record:	51-39 (.566)
Super Regional Record:	9-6 (.600)
CWS Record:	11-16 (.407)

### 2015 College World Series (0-2)

T.D. Ameritrade Park • Omaha, Neb.	
Virginia	L 5-3
Miami	L 4-3

### 2015 Fayetteville Super Regional (2-1)

Baum Stadium • Fayetteville, Ark.	
Missouri State	W 18-4
Missouri State	L 3-1
Missouri State	W 3-2

### 2015 Stillwater Regional (3-0)

Allie P. Reynolds Stadium • Stillwater, Okla.	
Oral Roberts	W 8-6
Oklahoma State	W 7-5
St. John's	W 4-3

### 2014 Charlottesville Regional (2-2)

Davenport Field • Charlottesville, Va.	
Liberty	W 3-2
Virginia	L 0-3
Bucknell	W 10-0
Virginia	L 2-9

### 2013 Manhattan Regional (2-2)

Tointon Stadium • Manhattan, Kan.	
Bryant	L 1-4
Wichita State	W 3-1
Bryant	W 12-3
Kansas State	L 3-4

### 2012 Houston Regional (3-0)

Reckling Park • Houston, Texas	
Sam Houston State	W 5-4
Rice	W 1-0
Sam Houston State	W 5-1

### 2012 Waco Super Regional (2-1)

Baylor Ballpark • Waco, Texas	
Baylor	L 1-8
Baylor	W 5-4
Baylor	W 1-0 (10)

### 2012 College World Series (2-2)

T.D. Ameritrade Park • Omaha, Neb.	
Kent State	W 8-1
South Carolina	W 2-1
South Carolina	L 0-2
South Carolina	L 2-3

### 2011 Tempe Regional (2-2)

Packard Stadium • Tempe, Ariz.	
Charlotte	L 2-3
New Mexico	W 3-0
Charlotte	W 11-3
Arizona State	L 4-13

### 2010 Fayetteville Regional (3-1)

Baum Stadium • Fayetteville, Ark.	
Grambling State	W 19-7
Washington State	W 6-4
Washington State	L 7-10
Washington State	W 7-2

### 2010 Tempe Super Regional (0-2)

Packard Stadium • Tempe, Ariz.	
Arizona State	L 6-7 (12)
Arizona State	L 5-7 (12)

### 2009 Norman Regional (3-0)

Mitchell Park • Norman, Okla.	
Washington State	W 10-3
Oklahoma	W 17-6
Oklahoma	W 11-0

### 2009 Tallahassee Super Regional (2-0)

Howser Stadium • Tallahassee, Fla.	
Florida State	W 7-2
Florida State	W 9-8

### 2009 College World Series (2-2)

Rosenblatt Stadium • Omaha, Neb.	
Cal State Fullerton	W 10-6
LSU	L 1-9
Virginia	W 4-3 (12)
LSU	L 5-14

### 2008 Stanford Regional (0-2)

Klein Field • Palo Alto, Calif.	
Pepperdine	L 3-4
Stanford	L 1-5

### 2007 Fayetteville Regional (2-2)

Baum Stadium • Fayetteville, Ark.	
Albany	W 9-0
Oklahoma State	L 3-14
Creighton	W 6-0
Oklahoma State	L 6-7

### 2006 Fayetteville Regional (1-2)

Baum Stadium • Fayetteville, Ark.	
Oral Roberts	L 3-4 (11)
Princeton	W 6-2
Oklahoma State	L 5-6

### 2005 Austin Regional (2-2)

Disch-Falk Field • Austin, Texas	
Miami (Ohio)	W 9-5
Texas	W 9-2
Texas	L 8-19
Texas	L 2-5

### 2004 Fayetteville Regional (4-1)

Baum Stadium • Fayetteville, Ark.	
Le Moyne	W 4-1
Wichita State	L 3-4
Missouri	W 10-7
Wichita State	W 11-9
Wichita State	W 4-3

### 2004 Fayetteville Super Regional (2-0)

Baum Stadium • Fayetteville, Ark.	
Florida State	W 7-5
Florida State	W 4-2

### 2004 College World Series (0-2)

Rosenblatt Stadium • Omaha, Neb.	
Texas	L 2-13
Arizona	L 2-7

### 2003 Austin Regional (1-2)

Disch-Falk Field • Austin, Texas	
Lamar	L 2-3
Bucknell	W 10-7
Lamar	L 6-7

### 2002 Wichita Regional (3-0)

Eck Stadium • Wichita, Kan.	
Oklahoma	W 8-5
Oral Roberts	W 7-6
Oral Roberts	W 11-6

### 2002 Clemson Super Regional (1-2)

Kingsmore Stadium • Clemson, S.C.	
Clemson	W 9-6
Clemson	L 7-8
Clemson	L 4-7

### 1999 Fayetteville Regional (1-2)

Baum Stadium • Fayetteville, Ark.	
Delaware	W 10-6
Southwest Missouri St.	L 8-9 (10)
Clemson	L 4-12

### 1998 Midwest Regional (1-2)

Eck Stadium • Wichita, Kan.	
Arizona State	L 4-8
Wichita State	W 3-2 (11)
Georgia Tech	L 0-2

### 1996 Central II Regional (0-2)

Dan Law Field • Lubbock, Texas	
Oklahoma State	L 5-6
Southern California	L 5-15

### 1995 Midwest I Regional (0-2)

Eck Stadium • Wichita, Kan.	
Stanford	L 3-10
Texas Tech	L 10-14

### 1990 Midwest Regional (0-2)

Eck Stadium • Wichita, Kan.	
Fordham	L 5-8
Wichita State	L 6-7

### 1989 Northeast Regional (4-1)

Municipal Stadium • Waterbury, Conn.	
Le Moyne	L 5-7
George Washington	W 8-2
Illinois	W 9-2
Arizona State	W 1-0
Le Moyne	W 6-5

### 1989 College World Series (1-2)

Rosenblatt Stadium • Omaha, Neb.	
Wichita State	L 1-3
North Carolina	W 7-3
Wichita State	L 4-8

### 1988 Midwest Regional (0-2)

Allie P. Reynolds Stadium • Stillwater, Okla.	
Loyola-Marymount	L 3-8
Oklahoma State	L 7-13

### 1987 NCAA South I Regional (4-0)

Joe W. Davies Stadium • Huntsville, Ala.	
Middle Tenn. State	W 10-7
West Virginia	W 7-2
Clemson	W 6-5 (10)
Clemson	W 4-2

### 1987 College World Series (1-2)

Rosenblatt Stadium • Omaha, Neb.	
Texas	L 6-13
Georgia	W 5-4
LSU	L 2-5

### 1986 NCAA Midwest Regional (1-2)

Allie P. Reynolds Stadium • Stillwater, Okla.	
Oregon State	W 4-3
Stanford	L 0-2
Oregon State	L 0-1

### 1985 South II Regional (4-0)

Seminole Stadium • Tallahassee, Fla.	
Eastern Kentucky	W 20-13
George Mason	W 13-9
Florida State	W 7-6
Georgia Tech	W 7-5

### 1985 College World Series (2-2)

Rosenblatt Stadium • Omaha, Neb.	
South Carolina	W 1-0
Mississippi State	L 4-5
Stanford	W 10-4
Texas	L 7-8

### 1983 Midwest Regional (0-2)

Allie P. Reynolds Stadium • Stillwater, Okla.	
Oral Roberts	L 6-7
Wichita State	L 3-6

### 1980 Midwest Regional (1-2)

J.L. Johnson Stadium • Tulsa, Okla.	
Oral Roberts	W 3-2
Missouri	L 0-6
California	L 1-7

### 1979 East Regional (4-0)

Seminole Stadium • Tallahassee, Fla.	
George Washington	W 12-11
Florida	W 9-1
Delaware	W 8-6
Delaware	W 4-3

### 1979 College World Series (3-2)

Rosenblatt Stadium • Omaha, Neb.	
Pepperdine	W 5-4
Arizona	W 10-3
Texas	W 9-4
Cal State Fullerton	L 10-13
Cal State Fullerton	L 1-2

### 1973 NCAA District VI (0-2)

Arlington Stadium • Arlington, Texas	
Trinity	L 0-6
Texas-Pan American	L 2-4



## 2015 OVERALL STATISTICS

Record: 40-25 Home: 23-12 Away: 13-6 Neutral: 4-7 SEC: 17-12

Player	avg	gp-gs	ab	r	h	2b	3b	hr	rbi	tb	slg%	bb	hp	so	gdp	ob%	sf	sh	sb-att	po	a	e	fld%
16 Andrew Benintendi	.376	65-64	226	62	85	13	2	20	57	162	.717	50	5	32	2	.488	6	1	24-28	116	2	3	.975
8 Tyler Spoon	.327	64-63	245	38	80	20	1	6	54	120	.490	13	6	33	7	.365	7	2	10-12	115	5	1	.992
1 Rick Nomura	.298	57-50	188	39	56	11	1	4	20	81	.431	20	4	25	4	.370	4	0	3-5	84	163	3	.988
9 Clark Eagan	.288	60-56	229	45	66	13	4	2	31	93	.406	21	8	37	4	.364	3	4	2-6	424	26	4	.991
7 Bobby Wernes	.279	65-64	233	50	65	7	6	5	27	99	.425	28	8	35	7	.374	1	5	3-4	33	115	8	.949
10 Joe Serrano	.278	60-57	227	46	63	13	1	4	35	90	.396	34	2	45	5	.375	1	4	6-8	119	4	1	.992
3 Michael Bernal	.269	56-55	175	23	47	5	0	4	30	64	.366	29	10	40	7	.398	2	5	2-7	109	162	11	.961
-----																							
20 Carson Shaddy	.337	44-14	89	15	30	5	1	3	19	46	.517	9	5	26	4	.427	0	0	1-2	132	19	7	.956
5 Brett McAfee	.287	50-41	157	26	45	6	0	2	23	57	.363	11	3	38	3	.339	3	2	3-4	39	76	5	.958
29 Cullen Gassaway	.283	24-15	53	8	15	3	0	3	10	27	.509	8	1	17	1	.381	1	0	0-0	111	6	1	.992
24 Chad Spanberger	.252	42-27	107	8	27	5	2	0	21	36	.336	12	2	31	1	.336	1	1	1-1	33	3	0	1.000
44 Alex Gosser	.240	31-17	50	3	12	2	0	0	2	14	.280	5	0	11	4	.309	0	1	0-1	99	11	0	1.000
27 Tucker Pennell	.200	44-38	95	9	19	3	0	0	7	22	.232	7	3	22	3	.271	2	4	0-0	258	38	5	.983
17 Luke Bonfield	.177	28-17	62	11	11	1	0	0	7	12	.194	16	0	18	1	.346	0	0	0-0	4	0	0	1.000
12 Max Hogan	.091	14-6	22	4	2	0	0	0	0	2	.091	10	0	5	1	.375	0	0	0-0	4	1	1	.833
6 Blake Wiggins	.000	3-0	3	0	0	0	0	0	0	0	.000	0	0	0	0	.000	0	0	0-0	0	0	0	.000
33 Krisjon Wilkerson	.000	1-1	3	0	0	0	0	0	0	0	.000	0	0	3	0	.000	0	0	0-0	0	0	0	.000
Totals	.288	65	2164	387	623	107	18	53	343	925	.427	273	57	418	54	.377	31	29	55-78	1712	728	63	.975
Opponents	.256	65	2119	304	543	80	6	35	275	740	.349	282	70	484	49	.359	23	34	76-112	1668	672	74	.969

LOB - Team (501), Opp (513). DPs turned - Team (64), Opp (65). CI - Team (1), Pennell, T. 1, Opp (2). IBB - Team (9), Benintendi A 5, Wernes, B. 2, Bernal, M 1, Pennell, T. 1, Opp (6). Picked off - Benintendi A 5, Eagan, C. 2, Bernal, M 1, Bonfield, L. 1, Spanberger C 1, Shaddy, C. 1, McAfee, B. 1.

## (All games Sorted by Earned run avg)

Player	era	w-l	app	gs	cg	sho	sv	ip	h	r	er	bb	so	2b	3b	hr	b/avg	wp	hp	bk	sfa	sha
11 Keaton McKinney	3.21	6-2	21	18	2	1/2	0	87.0	71	34	31	38	46	10	0	6	.225	4	6	0	3	4
25 Dominic Taccolini	4.32	6-4	17	13	0	0/1	2	77.0	67	43	37	41	67	10	0	5	.240	10	10	0	1	5
21 Trey Killian	4.76	3-5	15	15	0	0/0	0	87.0	99	49	46	24	62	22	0	9	.292	2	8	0	3	6
-----																						
32 Zach Jackson	2.10	5-1	27	3	0	0/1	9	60.0	43	18	14	38	89	4	0	2	.196	9	2	1	1	1
35 Jackson Lowery	3.22	7-1	22	3	0	0/1	0	58.2	54	26	21	21	36	7	1	3	.255	3	10	0	2	6
38 Lance Phillips	3.34	2-3	25	0	0	0/2	0	32.1	35	21	12	12	30	3	2	1	.273	3	7	2	2	2
28 James Teague	3.36	6-4	23	10	0	0/1	2	59.0	55	28	22	33	49	8	0	1	.259	4	4	0	4	3
13 Josh Alberius	3.77	1-2	22	0	0	0/0	1	31.0	31	14	13	10	20	7	1	2	.263	3	1	0	1	3
30 Jacob Stone	4.41	3-2	19	2	0	0/0	1	32.2	31	20	16	21	28	3	2	1	.284	1	7	2	4	3
36 Cannon Chadwick	7.04	1-0	12	1	0	0/2	0	15.1	20	13	12	17	10	1	0	0	.345	0	4	0	2	0
48 Jonah Patten	7.90	0-0	11	0	0	0/2	0	13.2	16	13	12	9	20	1	0	2	.281	4	5	3	0	1
39 Kyle Pate	8.64	0-0	12	0	0	0/2	0	8.1	11	9	8	9	14	1	0	1	.306	2	2	0	0	0
34 Parker Sanburn	15.58	0-1	11	0	0	0/3	0	8.2	10	16	15	9	13	3	0	2	.278	3	4	0	0	0
Totals	4.08	40-25	65	65	2	5/4	15	570.2	543	304	259	282	484	80	6	35	.256	48	70	8	23	34
Opponents	5.57	25-40	65	65	3	4/3	9	556.0	623	387	344	273	418	107	18	53	.288	52	57	5	31	29

PB - Team (9), Shaddy, C. 7, Pennell, T. 2, Opp (11). Pickoffs - Team (18), McKinney, K 4, Stone, J. 3, Teague, J. 3, Gosser, A. 2, Pennell, T. 1, Chadwick, C. 1, Jackson, Z. 1, Patten, J. 1, Phillips, L. 1, Killian, T. 1, Opp (11). SBA/ATT - Pennell, T. (36-56), Shaddy, C. (21-28), Gosser, A. (19-27), Jackson, Z. (14-17), Teague, J. (13-17), Killian, T. (8-17), Taccolini, D (9-16), McKinney, K (9-13), Lowery, J. (7-9), Alberius, J. (4-7), Phillips, L. (4-7), Stone, J. (3-4), Sanburn, P (2-2), Patten, J. (1-1), Pate, K. (1-1), Chadwick, C. (1-1).

## 2015 NCAA TOURNAMENT STATISTICS

Record: 5-3 Home: 2-1 Away: 1-0 Neutral: 2-2 SEC: 0-0

Player	avg	gp-gs	ab	r	h	2b	3b	hr	rbi	tb	slg%	bb	hp	so	gdp	ob%	sf	sh	sb-att	po	a	e	fld%
5 Brett McAfee	.345	8-8	29	4	10	0	0	0	4	10	.345	1	1	9	1	.375	1	0	0-0	0	0	0	.000
8 Tyler Spoon	.333	8-8	33	8	11	2	0	1	8	16	.485	1	0	5	0	.353	0	0	3-3	19	0	0	1.000
10 Joe Serrano	.310	8-8	29	6	9	3	0	1	6	15	.517	7	0	7	0	.444	0	1	0-0	16	1	0	1.000
27 Tucker Pennell	.304	8-8	23	3	7	0	0	0	3	7	.304	1	0	4	1	.320	1	0	0-0	49	10	0	1.000
9 Clark Eagan	.269	8-8	26	2	7	2	1	0	7	11	.423	0	1	4	0	.286	1	4	0-0	62	4	0	1.000
16 Andrew Benintendi	.250	8-8	24	8	6	1	0	2	5	13	.542	10	0	3	0	.457	1	0	2-2	19	0	1	.950
1 Rick Nomura	.226	8-8	31	2	7	2	0	0	5	9	.290	1	1	3	1	.265	1	0	1-1	11	24	0	1.000
7 Bobby Wernes	.206	8-8	34	7	7	0	0	0	1	7	.206	1	1	4	3	.250	0	1	0-0	4	9	2	.867
3 Michael Bernal	.192	8-8	26	3	5	0	0	0	3	5	.192	4	0	6	5	.290	1	0	1-2	19	17	3	.923
-----																							
24 Chad Spanberger	1.000	1-0	1	0	1	0	0	0	0	1	1.000	0	0	0	0	1.000	0	0	0-0	0	0	0	.000
17 Luke Bonfield	1.000	1-0	1	1	1	0	0	0	0	1	1.000	0	0	0	0	1.000	0	0	0-0	2	0	0	1.000
20 Carson Shaddy	.400	4-0	5	2	2	1	0	0	1	3	.600	1	0	2	0	.500	0	0	0-0	4	0	2	.667
29 Cullen Gassaway	.000	1-0	1	1	0	0	0	0	0	0	.000	0	0	0	0	.000	0	0	0-0	3	0	0	1.000
44 Alex Gosser	.000	2-0	0	0	0	0	0	0	0	0	.000	1	0	0	0	1.000	0	0	0-0	3	0	0	1.000
Totals	.278	8	263	47	73	11	1	4	43	98	.373	28	4	47	11	.349	6	6	7-8	213	76	9	.970
Opponents	.249	8	261	32	65	10	0	6	29	93	.356	35	3	59	6	.342	2	6	19-25	213	84	7	.977

LOB - Team (47), Opp (62). DPs turned - Team (8), Opp (13). IBB - Team (3), Benintendi A 2, Pennell, T. 1, Opp (1). Picked off - Eagan, C. 1.

### (2015 NCAA TOURNAMENT Sorted by Earned run avg)

Player	era	w-l	app	gs	cg	sho	sv	ip	h	r	er	bb	so	2b	3b	hr	b/avg	wp	hp	bk	sfa	sha
32 Zach Jackson	1.50	0-1	7	0	0	0/0	3	12.0	8	3	2	5	19	2	0	0	.186	2	0	0	0	0
28 James Teague	1.86	2-0	4	1	0	0/0	0	9.2	8	3	2	8	8	1	0	0	.242	0	0	0	0	1
35 Jackson Lowery	2.35	1-0	4	1	0	0/0	0	15.1	7	4	4	9	12	1	0	1	.140	1	1	0	0	2
11 Keaton McKinney	3.72	0-1	3	3	0	0/0	0	9.2	9	4	4	6	4	2	0	1	.250	0	0	0	0	1
21 Trey Killian	4.91	1-1	3	3	0	0/0	0	18.1	23	10	10	4	12	4	0	3	.319	1	2	0	1	2
-----																						
13 Josh Alberius	5.40	0-0	2	0	0	0/0	1	1.2	4	2	1	0	1	0	0	0	.500	0	0	0	0	0
30 Jacob Stone	9.00	0-0	1	0	0	0/0	0	1.0	0	1	1	1	0	0	0	0	.000	0	0	0	1	0
38 Lance Phillips	10.80	1-0	4	0	0	0/0	0	3.1	6	5	4	2	3	0	0	1	.353	0	0	1	0	0
Totals	3.55	5-3	8	8	0	0/0	4	71.0	65	32	28	35	59	10	0	6	.249	4	3	1	2	6
Opponents	5.45	3-5	8	8	1	0/0	0	71.0	73	47	43	28	47	11	1	4	.278	2	4	0	6	6

PB - Team (1), Shaddy, C. 1. Pickoffs - Team (2), Jackson, Z. 1, McKinney, K 1, Opp (1). SBA/ATT - Pennell, T. (15-20), Jackson, Z. (7-9), Killian, T. (4-6), Lowery, J. (3-3), Alberius, J. (2-3), Shaddy, C. (3-3), Teague, J. (1-2), McKinney, K (1-1), Phillips, L. (1-1), Gosser, A. (1-1).





## Starting Pitching Breakdown

Game date	Opposing team	Starter	IP	H	R	ER	BB	SO	NP	Final
Feb 13, 2015	North Dakota	Teague, J.	2.1	1	3	3	2	3	40	W, 11-4
Feb 14, 2015	North Dakota	Taccolini, D.	6.0	4	2	2	0	8	85	W, 13-2
Feb 14, 2015	North Dakota	Jackson, Z.	4.0	5	1	1	2	8	77	W, 12-1
Feb 20, 2015	vs UCF	Taccolini, D.	4.0	4	3	3	3	6	88	L, 9-5
Feb 21, 2015	at South Alabama	Jackson, Z.	3.0	3	0	0	5	2	69	W, 7-0
Feb 22, 2015	vs Maryland	McKinney, K.	5.0	3	1	1	2	4	79	L, 13-6
Mar 02, 2015	Eastern Illinois	Taccolini, D.	6.0	2	1	1	2	4	82	W, 4-1
Mar 02, 2015	Eastern Illinois	Jackson, Z.	1.2	1	0	0	4	2	41	W, 8-1
Mar 03, 2015	Eastern Illinois	McKinney, K.	4.0	1	0	0	3	3	67	W, 7-0
Mar 06, 2015	Loyola Marymount	Killian, T.	3.2	4	1	1	0	3	59	W, 2-1
Mar 07, 2015	Loyola Marymount	Taccolini, D.	7.0	5	2	2	0	9	104	W, 13-7
Mar 08, 2015	Loyola Marymount	McKinney, K.	3.1	3	4	4	1	3	59	L, 9-0
Mar 10, 2015	Gonzaga	Teague, J.	3.0	0	2	2	4	2	60	L, 6-2
Mar 11, 2015	Gonzaga	Chadwick, C.	3.0	2	2	1	5	1	42	L, 15-5
Mar 13, 2015	at Vanderbilt	McKinney, K.	2.0	6	3	3	1	1	51	L, 8-7
Mar 14, 2015	at Vanderbilt	Taccolini, D.	4.2	8	7	3	3	2	107	L, 9-1
Mar 15, 2015	at Vanderbilt	Killian, T.	7.0	0	0	0	0	6	83	L, 1-0
Mar 17, 2015	Southeast Missouri St.	McKinney, K.	5.0	1	1	1	3	3	71	W, 4-3
Mar 18, 2015	Southeast Missouri St.	Lowery, J.	3.1	6	4	4	2	0	66	L, 12-11
Mar 19, 2015	LSU	Taccolini, D.	6.0	6	1	1	1	2	88	W, 5-1
Mar 20, 2015	LSU	Teague, J.	3.0	7	4	4	2	0	54	L, 16-3
Mar 21, 2015	LSU	Killian, T.	6.0	9	3	3	1	1	82	L, 7-4
Mar 24, 2015	vs Memphis	Lowery, J.	2.0	4	4	4	0	2	34	L, 5-4
Mar 25, 2015	at Memphis	McKinney, K.	4.0	6	2	1	1	2	60	W, 7-3
Mar 26, 2015	Ole Miss	Taccolini, D.	5.2	3	3	3	6	7	102	W, 10-3
Mar 27, 2015	Ole Miss	Killian, T.	5.0	6	5	5	4	6	104	L, 5-4
Mar 28, 2015	Ole Miss	McKinney, K.	3.0	1	1	0	2	4	56	W, 5-2
Mar 31, 2015	Missouri State	Teague, J.	4.0	3	2	1	2	5	83	L, 2-0
Apr 03, 2015	at Auburn	Killian, T.	6.0	8	5	4	2	3	106	W, 10-7
Apr 04, 2015	at Auburn	Taccolini, D.	7.0	5	2	1	3	3	108	L, 3-2
Apr 05, 2015	at Auburn	McKinney, K.	3.1	5	2	2	2	0	65	W, 6-4
Apr 07, 2015	Miss. Valley State	Stone, J.	5.0	1	0	0	2	5	65	W, 8-1
Apr 08, 2015	Miss. Valley State	Teague, J.	4.0	2	0	0	3	6	79	W, 14-0
Apr 10, 2015	Kentucky	Killian, T.	6.0	6	1	1	2	4	101	W, 5-3
Apr 11, 2015	Kentucky	Taccolini, D.	2.2	6	8	8	4	3	65	L, 16-4
Apr 12, 2015	Kentucky	McKinney, K.	9.0	5	3	3	1	5	110	W, 7-3
Apr 14, 2015	Stephen F. Austin	Teague, J.	7.0	6	1	1	1	4	86	W, 8-2
Apr 15, 2015	Stephen F. Austin	Stone, J.	5.0	3	0	0	1	3	69	W, 15-3
Apr 17, 2015	at Texas A&M	Killian, T.	4.2	11	11	11	2	3	92	L, 16-3
Apr 18, 2015	at Texas A&M	Taccolini, D.	5.1	7	6	6	4	6	108	W, 9-8
Apr 19, 2015	at Texas A&M	McKinney, K.	5.1	7	2	2	4	3	82	W, 8-2
Apr 24, 2015	Mississippi State	Killian, T.	5.1	9	4	4	2	4	102	W, 7-6
Apr 25, 2015	Mississippi State	Taccolini, D.	6.2	4	1	1	4	5	108	W, 6-1
Apr 26, 2015	Mississippi State	McKinney, K.	5.1	6	1	0	2	1	82	L, 2-1
Apr 30, 2015	at Alabama	Killian, T.	6.1	7	1	1	1	9	103	W, 5-1
May 01, 2015	at Alabama	Taccolini, D.	4.0	3	2	2	5	6	86	W, 8-4
May 02, 2015	at Alabama	McKinney, K.	9.0	2	0	0	1	2	100	W, 4-0
May 08, 2015	Tennessee	Killian, T.	6.0	6	2	1	2	3	93	L, 5-4
May 10, 2015	Tennessee	McKinney, K.	4.2	3	2	2	0	2	50	W, 5-2
May 12, 2015	at Creighton	Teague, J.	2.0	0	0	0	0	1	27	W, 6-2
May 14, 2015	at Georgia	Killian, T.	5.0	6	5	4	4	3	--	L, 10-1
May 15, 2015	at Georgia	McKinney, K.	7.0	4	0	0	3	4	--	W, 9-0
May 16, 2015	at Georgia	Teague, J.	4.1	3	0	0	0	4	--	W, 8-1
May 19, 2015	vs Tennessee	Killian, T.	7.2	4	1	1	0	5	101	W, 2-1
May 20, 2015	vs Florida	McKinney, K.	1.0	0	3	3	3	1	34	W, 7-6
May 21, 2015	vs LSU	Teague, J.	2.0	6	6	2	1	0	50	L, 10-5
May 22, 2015	vs Florida	Taccolini, D.	2.0	5	5	4	2	0	44	L, 10-0
May 29, 2015	vs Oral Roberts	Killian, T.	5.0	8	3	3	1	5	84	W, 8-6
May 30, 2015	at Oklahoma State	McKinney, K.	4.0	4	2	2	2	1	65	W, 7-5
May 31, 2015	vs St. John's	Lowery, J.	5.0	1	1	1	3	3	70	W, 4-3
June 5, 2015	Missouri State	Killian, T.	6.0	8	3	3	1	1	95	W, 18-4
June 6, 2015	Missouri State	McKinney, K.	1.1	3	1	1	3	0	38	L, 3-1
June 7, 2015	Missouri State	Teague, J.	4.0	5	1	0	2	4	79	W, 3-2
June 13, 2015	Virginia	Killian, T.	7.1	7	4	4	2	6	100	L, 5-3
June 15	Miami	McKinney, K.	4.1	2	1	1	1	3	68	L, 4-3

## Run Support

Pitcher	Starts	Runs	Runs/Game	Team Record
Teague, J.	10	62	6.2	6-4
Taccolini, D.	13	80	6.1	8-5
Jackson, Z.	3	27	9.0	3-0
McKinney, K.	18	94	5.2	12-6
Killian, T.	15	79	5.2	8-6
Lowery, J.	3	19	6.3	1-2
Stone, J.	2	23	11.5	2-0
Chadwick, C.	1	5	5.0	0-1
<b>TOTALS</b>	<b>65</b>	<b>387</b>	<b>5.9</b>	<b>40-25</b>

## Quality Starts

Pitcher	Total Starts	Quality Starts	Record in QS
Taccolini, D.	13	6	5-1
Jackson, Z.	3	0	--
McKinney, K.	16	3	3-0
Teague, J.	10	1	1-0
Killian, T.	13	7	4-3
Lowery, J.	2	0	--
Stone, J.	2	0	--
Chadwick, C.	1	0	--
<b>TOTALS</b>	<b>65</b>	<b>17</b>	<b>13-4</b>

Quality Start = 6.0 innings pitched with 3 or less earned runs

## Starters Statistics

Player	ERA	W	L	APP	GS	CG	SHO	CBO	SV	IP	H	R	ER	BB	SO	2B	3B	HR	AB	B/Avg	WP	HBP	BK	SFA	SHA
30 Jacob Stone	0.00	2	0	2	2	0	0	0	0	10.0	4	0	0	3	8	0	0	0	32	.125	0	1	0	0	0
32 Zach Jackson	1.04	1	0	3	3	0	0	1	0	8.2	9	1	1	11	12	0	0	0	31	.290	1	0	0	0	1
11 Keaton McKinney	2.90	6	2	18	18	2	1	2	0	80.2	62	29	26	35	42	8	0	6	292	.212	4	4	0	0	3
36 Cannon Chadwick	3.00	0	0	1	1	0	0	0	0	3.0	2	2	1	5	1	0	0	0	9	.222	0	0	0	0	0
28 James Teague	3.28	3	3	10	10	0	0	1	0	35.2	33	19	13	17	29	6	0	1	135	.244	2	3	0	1	1
21 Trey Killian	4.76	3	5	15	15	0	0	0	0	87.0	99	49	46	24	62	22	0	9	339	.292	2	8	0	3	6
25 Dominic Taccolini	4.97	6	4	13	13	0	0	0	0	67.0	62	43	37	37	61	8	0	5	245	.253	10	8	0	1	5
35 Jackson Lowery	7.84	0	0	3	3	0	0	0	0	10.1	11	9	9	5	5	4	0	0	41	.268	0	1	0	0	1
<b>Totals</b>	<b>3.96</b>	<b>21</b>	<b>14</b>	<b>65</b>	<b>65</b>	<b>2</b>	<b>5</b>	<b>4</b>	<b>0</b>	<b>302.1</b>	<b>282</b>	<b>152</b>	<b>133</b>	<b>137</b>	<b>220</b>	<b>48</b>	<b>0</b>	<b>21</b>	<b>1124</b>	<b>.251</b>	<b>19</b>	<b>25</b>	<b>0</b>	<b>6</b>	<b>17</b>

## Team Game Highs

### Batting

At bats:	46	at Vanderbilt (Mar 14, 2015)
Runs scored:	18	vs Missouri State (Jun 05, 2015)
Hits:	18	vs North Dakota (Feb 13, 2015)
	18	vs Missouri State (Jun 05, 2015)
RBIs:	18	vs Missouri State (Jun 05, 2015)
Doubles:	4	(6 games)
Triples:	3	vs North Dakota (Feb 14, 2015)
Home runs:	4	vs North Dakota (Feb 14, 2015)
Total bases:	38	vs North Dakota (Feb 14, 2015)
Walks:	10	vs Eastern Illinois (Mar 03, 2015)
	10	vs Southeast Missouri (Mar 18, 2015)
Strikeouts:	14	at Vanderbilt (Mar 14, 2015)
	14	at Texas A&M (Apr 18, 2015)
Sac hits:	3	at Georgia (May 15, 2015)
Sac flies:	3	vs Ole Miss (Mar 26, 2015)
	3	vs Missouri State (Jun 05, 2015)
Stolen bases:	4	vs Stephen F. Austin (Apr 15, 2015)
Hit by pitch:	4	vs LSU (Mar 21, 2015)
	4	vs Tennessee (May 19, 2015 at Hoover, Ala.)
Caught stealing:	3	at Creighton (May 12, 2015)
Runners LOB:	16	vs Tennessee (May 19, 2015 at Hoover, Ala.)
Hit into DP:	4	vs Eastern Illinois (Mar 03, 2015)

### Fielding

Putouts:	34	at Vanderbilt (Mar 14, 2015)
Assists:	18	vs Mississippi State (Apr 26, 2015)
Errors:	6	vs LSU (May 21, 2015 at Hoover, Ala.)
Passed balls:	2	vs Gonzaga (Mar 11, 2015)
DPs turned:	5	at South Alabama (Feb 21, 2015)

### Pitching

Innings pitched:	11.1	at Vanderbilt (Mar 14, 2015)
Runs allowed:	16	vs LSU (Mar 20, 2015)
	16	vs Kentucky (Apr 11, 2015)
Earned runs:	16	vs LSU (Mar 20, 2015)
	16	vs Kentucky (Apr 11, 2015)
Walks allowed:	13	vs Gonzaga (Mar 11, 2015)
Strikeouts:	15	at Vanderbilt (Mar 14, 2015)
Hits allowed:	21	vs LSU (Mar 20, 2015)
Doubles allowed:	6	at Texas A&M (Apr 18, 2015)
Triples allowed:	1	(6 games)
Homers allowed:	4	vs Loyola Marymount (Mar 08, 2015)
Wild pitches:	5	vs Mississippi State (Apr 25, 2015)
Hit batters:	6	vs Kentucky (Apr 11, 2015)

## Individual Game Highs

### Batting

At bats:	6	(6 games)
Runs scored:	5	Andrew Benintendi vs Mississippi Valley (Apr 08, 2015)
Hits:	4	Tyler Spoon vs Mississippi Valley (Apr 07, 2015)
	4	Brett McAfee vs Stephen F. Austin (Apr 15, 2015)
	4	Michael Bernal at Georgia (May 15, 2015)
RBIs:	5	Andrew Benintendi vs Loyola Marymount (Mar 07, 2015)
Doubles:	2	(6 games)
Triples:	2	Bobby Wernes vs North Dakota (Feb 14, 2015)
Home runs:	2	Andrew Benintendi vs Mississippi Valley (Apr 08, 2015)
	2	Andrew Benintendi vs Kentucky (Apr 10, 2015)
Total bases:	9	Andrew Benintendi vs Mississippi Valley (Apr 08, 2015)
Walks:	3	(8 games)
Strikeouts:	4	Andrew Benintendi at Texas A&M (Apr 18, 2015)
Sac hits:	2	Clark Eagan vs St. John's (May 31, 2015 at Stillwater, Okla.)
Sac flies:	2	Tyler Spoon vs Ole Miss (Mar 26, 2015)
Stolen bases:	3	Andrew Benintendi vs Stephen F. Austin (Apr 15, 2015)
Hit by pitch:	2	Michael Bernal vs Tennessee (May 19, 2015 at Hoover, Ala.)
Caught stealing:	1	(23 games)
Runners LOB:	8	Michael Bernal vs Loyola Marymount (Mar 08, 2015)

### Fielding

Putouts:	17	Clark Eagan vs Mississippi State (Apr 26, 2015)
Assists:	7	Rick Nomura at South Alabama (Feb 21, 2015)
	7	Brett McAfee vs Mississippi State (Apr 26, 2015)
	7	Bobby Wernes at Alabama (May 2, 2015)
Errors:	2	Trey Killian at Georgia (May 14, 2015)
	2	Carson Shaddy vs LSU (May 21, 2015 at Hoover, Ala.)
Passed balls:	2	Carson Shaddy vs Gonzaga (Mar 11, 2015)

### Pitching

Innings pitched:	9.0	Keaton McKinney vs Kentucky (Apr 12, 2015)
	9.0	Keaton McKinney at Alabama (May 2, 2015)
Runs allowed:	11	Trey Killian at Texas A&M (Apr 18, 2015)
Earned runs:	11	Trey Killian at Texas A&M (Apr 18, 2015)
Walks allowed:	6	Dominic Taccolini vs Ole Miss (Mar 26, 2015)
Strikeouts:	9	Dominic Taccolini vs Loyola Marymount (Mar 07, 2015)
	9	Trey Killian at Alabama (Apr 30, 2015)
Hits allowed:	11	Trey Killian at Texas A&M (Apr 18, 2015)
Doubles allowed:	5	Trey Killian at Texas A&M (Apr 18, 2015)
Triples allowed:	1	(6 games)
Homers allowed:	2	Keaton McKinney vs Loyola Marymount (Mar 08, 2015)
	2	Trey Killian vs Ole Miss (Mar 27, 2015)
	2	Trey Killian vs Missouri State (Jun 05, 2015)
Wild pitches:	4	Dominic Taccolini vs Mississippi State (Apr 25, 2015)
Hit batters:	3	Parker Sanburn vs Loyola Marymount (Mar 07, 2015)
	3	Dominic Taccolini at Vanderbilt (Mar 14, 2015)



## The Last Time an Arkansas Player...

4 Hits in a game.....	Michael Bernal at Georgia, May 15, 2015
5 Hits in a game.....	Andy Wilkins at No. 9 Oklahoma (Norman Regional), May 31, 2009
6 Hits in a game.....	Jeremy Jackson vs. Northeastern (Okla.), April 16, 1997
2 Hits in an inning.....	Tyler Spoon and Brian Anderson, at No. 6 South Carolina, March 22, 2013
2 Doubles in a game.....	Joe Serrano, vs Missouri State, June 5, 2015
3 Doubles in a game.....	Joe Serrano vs. South Alabama, February 28, 2014
4 Doubles in a game.....	Rodney Nye vs. La. Tech, March 31, 1998
2 Triples in a game.....	Bobby Wernes vs. North Dakota, Feb. 14, 2015
Led off a game with a HR.....	Tim Carver vs. Oral Roberts, April 24, 2012
2 Home runs in a game.....	Andrew Benintendi vs. Kentucky, April 10, 2015
3 Home runs in a game.....	Brett Eibner vs. Grambling State, June 4, 2010
Grand Slam.....	Michael Bernal at Texas A&M, April 18, 2015
HR in consecutive AB.....	Andrew Benintendi vs Mississippi Valley State, April 8, 2015
	..... vs Kentucky, April 10, 2015
HR in 4 straight games.....	Aaron Murphree vs. OSU, So. Dakota St. & Siena, March 2-8, 2008
HR in 5 straight games.....	Aaron Murphree vs. OSU, So. Dakota St. & Siena, March 2-8, 2008
HR in 6 straight games.....	Aaron Murphree vs. OSU, So. Dakota St. & Siena, March 2-9, 2008
Pinch-hit home run.....	Tom Hauskey at No. 11 Ole Miss, May 8, 2010
Inside the park home run.....	Andrew Benintendi vs. Miss Valley State, April 8, 2015
Back-to-Back Home Runs.....	Joe Serrano and Andrew Benintendi at Auburn, April 3, 2015
4 Runs in a game.....	Andrew Benintendi vs Stephen F. Austin, April 15, 2015
5 Runs in a game.....	Andrew Benintendi vs Mississippi Valley State, April 8, 2015
6 Runs in a game.....	Jeremy Jackson vs. Northeastern (Okla.), April 16, 1997
4 RBI in a game.....	Joe Serrano/Clark Eagan vs. Missouri State, June 5, 2015
5 RBI in a game.....	Andrew Benintendi vs. Loyola Marymount, March 7, 2015
6 RBI in a game.....	Zack Cox vs. Alabama, March 26, 2010
7 RBI in a game.....	Brett Eibner vs. Grambling State (Fayetteville Regional), June 4, 2010
8 RBI in a game.....	Rodney Nye vs. ORU, April 14, 1999
9 RBI in a game.....	Ryan Lundquist vs. Central Missouri St., March 4, 1997
2 Stolen bases in a game.....	Andrew Benintendi at Texas A&M, April 19, 2015
3 Stolen bases in a game.....	Andrew Benintendi vs Stephen F. Austin, April 15, 2015
4 Stolen bases in a game.....	Logan Forsythe vs. Ole Miss, May 19, 2007
Stole home.....	Bobby Wernes vs. Ole Miss, March 28, 2015
2 Errors in a game.....	Carson Shaddy, vs LSU, May 21, 2015
3 Errors in a game.....	Bobby Wernes, at LSU, April 12, 2014
4 Errors in a game.....	Chris Shaddy vs. TCU, April 27, 1980
9-Inning no-hitter.....	Scott Roehl vs. Kansas St., March 20, 2001
9-Inning combined no-hitter.....	Nick Schmidt (6.0), Brian McLelland (1.0) & Devin Collis (2.0)
	..... vs. Oklahoma State, February 12, 2006
1-Hitter.....	Brett Eibner (9.0) at No. 1 Georgia, April 19, 2009
1-Hitter combined.....	Colin Poché (5.0 IP, 1H), Cade Lynch (2.0 IP, 0 H), vs. New Orleans, February 19, 2013
2-Hitter.....	Keaton McKinney at Alabama, May 2, 2015
2-Hitter combined.....	McKinney (4.0 IP 1H), Sanburn (1.0 IP OH), Patten (1.0 IP OH)
	.....Phillips (1.0 IP OH), Pate (1.0 IP OH), Chadwhick (1.0 IP OH) vs. Easter Illinois, March 2, 2015
3-Hitter.....	Ryne Stanek (9.0 IP), at No. 6 South Carolina, March 23, 2013
3-Hitter combined.....	Keaton McKinney and Dominic Taccolini vs Tennessee, May 10, 2015
Complete game.....	Keaton McKinney at Alabama, May 2, 2015
Complete-game shutout.....	Keaton McKinney at Alabama, May 2, 2015
Had 10 strikeouts.....	Chris Oliver vs. No. 1 South Carolina, April 5, 2012
Had 11 strikeouts.....	Mike Bolsinger at No. 11 Ole Miss, May 9, 2010
Had 12 strikeouts.....	Drew Smyly vs. No. 9 Oklahoma (Norman Regional), May 31, 2009
Had 13 strikeouts.....	Nick Schmidt vs. Georgia, March 24, 2006
Had 14 strikeouts.....	David Walling vs. South Carolina, May 16, 1999
Had 15 strikeouts.....	Nick Schmidt vs. Auburn, May 18, 2006
Had 16 strikeouts.....	David Walling vs. Eastern Illinois, Feb. 20, 1998
Had 17 strikeouts.....	Jess Todd vs. South Carolina (SEC Tournament), May 24, 2007

## The Last Time an Arkansas Team...

Scored 10 runs.....	..... at Auburn, April 3, 2015
Scored 11 runs.....	.....vs. SE Missouri State, March 18, 2015
Scored 12 runs.....	.....vs. North Dakota, Feb. 14, 2015
Scored 13 runs.....	.....vs. Loyola Marymount, March 7, 2015
Scored 14 runs.....	.....vs. Miss Valley State, April 8, 2015
Scored 15 runs.....	.....vs. Stephen F. Austin, April 15, 2015
Scored 16 runs.....	.....at Missouri State, April 18, 2007
Scored 17 runs.....	.....vs. Villanova, February 19, 2012
Scored 18 runs.....	.....vs. Missouri State, June 5, 2015
Scored 19 runs.....	.....vs. Grambling State (Fayetteville Regional), June 4, 2010
Scored 20 runs.....	.....vs. Alabama A&M, March 12, 2013
Scored 21 runs.....	.....vs. South Dakota State, March 10, 2010
Scored 22 runs.....	.....vs. Louisiana Tech, Feb. 14, 2004
Scored 23 runs.....	.....Never
Scored 24 runs.....	.....Missouri Southern, Feb. 11, 1998
Scored 25 runs.....	.....Missouri Southern, Feb. 4, 2001
Scored 26 runs.....	.....vs. Iowa (in Arlington, Texas), Feb. 14, 1997
Scored 27 runs.....	.....Never
Scored 28 runs.....	.....vs. Wisconsin-Milwaukee (2), Feb. 18, 2007
Scored 29 runs.....	.....Morningside, April 6, 1968
Scored 30 runs.....	.....at South Carolina, March 30, 1997
Scored 31-32 runs.....	.....32 vs. Saint Louis, April 7, 2010
Scored 33 + runs.....	.....33 vs. Southwest Baptist, March 21, 1984
Had 14 hits.....	.....at+ Texas A&M, April 19, 2015
Had 15 hits.....	.....vs. Stephen F. Austin, April 15, 2015
Had 16 hits.....	.....vs. North Dakota, Feb. 14, 2015
Had 17 hits.....	.....vs. Miss Valley State, April 8, 2015
Had 18 hits.....	.....vs. Missouri State, June 5, 2015
Had 19 hits.....	.....vs. Kentucky, April 4, 2010
Had 20 hits.....	.....at Mississippi State, April 11, 2010
Had 21 hits.....	.....Kentucky, April 28, 2001
Had 22 hits.....	.....vs. Wisconsin-Milwaukee (2), Feb. 18, 2007
Had 23 hits.....	.....Centenary, March 31, 1999
Had 24 hits.....	.....Georgia, March 17, 2001
Had 25 hits.....	.....at Centenary, March 23, 2005
Had 26-29 hits.....	.....28 at South Carolina, March 30, 1997
Had 30 hits.....	.....vs. Saint Louis, April 7, 2010
Had 31+ hits.....	.....32 vs. Southwest Baptist, March 21, 1984
4 Errors in a game.....	.....vs Miami, June 15, 2015
5 Errors in a game.....	.....vs #13 Maryland, Feb 22, 2015
6 Errors in a game.....	.....vs. LSU, May 21, 2015
7 Errors in a game.....	.....vs. La. Tech, March 20, 2001
Was Shutout.....	.....vs Florida, May 22, 2015 (10-0)
Was Shutout Back-to-Back.....	.....vs. LSU, April 23-24, 2005 (7-0, 6-0)
Held to 1 hit.....	.....vs. Missouri State, June 6, 2015
Held to 2 hits.....	.....at #3 Virginia, May 31, 2014
Held to 3 hits.....	.....vs Florida, May 21, 2015 (0-10)
Swept an SEC Home Series (three games).....	.....vs. Alabama, March 16-18, 2012
Swept an SEC Road Series (three games).....	.....at Alabama, April 30-May 2, 2015
Was Swept in SEC Home Series.....	.....vs. No. 7 South Carolina, May 14-16, 2010
Was Swept in SEC Road Series.....	.....at Vanderbilt, March 14-15, 2015
Swept a Non-conference Home Series.....	.....vs. Stephen F. Austin, April 14-15, 2015
Swept a Non-conference Road Series.....	.....at McNeese State, March 23-24, 2010
Was Swept in a Non-conference Home Series.....	.....Gonzaga, March 10-11, 2015
Was Swept in a Non-conference Road Series.....	.....at Nebraska, April 16, 2013
Won a Non-conference Home Series.....	.....vs. Miss Valley State, April 7-8, 2015
Lost a non-conference Home Series.....	.....vs. South Alabama, February 28-March 1, 2014
Lost a Non-conference Road Series.....	.....at Nebraska, April 16, 2013
Back-to-Back Shutouts.....	.....MVSU (3-0) March 26 and Miss. State (4-0) March 29, 2014
Most Consecutive Shutouts.....	.....4 vs. Wisconsin (March 15-16, 1980)
Shut out an opponent at home.....	.....vs. Miss Valley State (14-0), April 8, 2015
Shut out an opponent on the road.....	.....at Georgia (9-0), May 15, 2015
Shut out an SEC opponent at home.....	.....vs. South Carolina (7-0), April 5, 2014
Shut out an SEC opponent on the road.....	.....at Georgia (9-0), May 15, 2015

## THE NATIONAL POLLS

Baseball America Final		D1Baseball Final		Perfect Game Final		USA Today/ESPN Final	
1. Virginia	44-24	1. Virginia	44-24	1. Virginia	44-24	1. Virginia	44-24
2. Vanderbilt	51-21	2. Vanderbilt	51-21	2. Vanderbilt	51-21	2. Vanderbilt	51-21
3. Florida	52-18	3. Florida	52-18	3. Florida	52-18	3. Florida	52-18
4. TCU	51-15	4. TCU	51-15	4. LSU	54-12	4. TCU	51-15
5. LSU	54-12	5. LSU	54-12	5. TCU	51-15	5. LSU	54-12
6. Miami	50-17	6. Miami	50-17	6. Miami	50-17	6. Miami	50-17
7. UCLA	45-16	7. Cal State Fullerton	39-25	7. Illinois	50-10-1	7. Cal St. Fullerton	39-25
8. Illinois	50-10-1	8. Louisville	47-18	8. Louisville	47-18	<b>8. Arkansas</b>	<b>40-25</b>
9. Cal State Fullerton	39-25	<b>9. Arkansas</b>	<b>40-25</b>	9. UCLA	45-16	9. Louisville	47-18
10. Louisville	47-18	10. Texas A&M	50-14	10. Cal St. Fullerton	39-25	10. Texas A&M	50-14
<b>11. Arkansas</b>	<b>40-25</b>	11. Illinois	50-10-1	<b>11. Arkansas</b>	<b>40-25</b>	11. Illinois	50-10-1
12. Missouri State	49-10	12. UCLA	45-16	12. Texas A&M	50-14	12. Missouri St.	49-12
13. Texas A&M	50-14	13. Missouri State	49-12	13. Florida St.	44-21	13. Florida St.	44-21
14. Maryland	42-24	14. Florida State	44-21	14. Missouri St.	49-12	14. Maryland	42-24
15. Florida State	44-21	15. Maryland	42-24	15. Dallas Baptist	46-15	15. UCLA	45-16
16. Louisiana-Lafayette	42-23	16. Louisiana-Lafayette	42-23	16. College of Charleston	45-15	16. Louisiana-Lafayette	42-23
17. VCU	40-25	17. Oklahoma State	38-20	17. Houston	43-20	17. Dallas Baptist	46-15
18. Houston	43-20	18. College of Charleston	45-15	18. Oregon St.	39-19-1	18. Oklahoma St.	38-20
19. Oklahoma St.	38-20	19. VCU	40-25	19. Southern California	39-21	19. VCU	40-25
20. Southern California	39-21	20. Dallas Baptist	46-15	20. Oklahoma St.	38-20	20. College of Charleston	45-15
21. Dallas Baptist	46-15	21. Southern California	39-21	21. Maryland	42-24	21. U.C. Santa Barbara	40-17-1
22. California	36-21	22. Houston	43-20	22. Radford	45-16	22. Southern California	39-21
23. College of Charleston	45-15	23. Oregon State	39-18-1	23. U.C. Santa Barbara	40-17-1	23. Houston	43-20
24. Radford	45-16	24. NC State	36-23	24. Louisiana Lafayette	42-23	24. Florida Atlantic	42-19
25. Iowa	41-18	25. Rice	37-22	25. Iowa	41-18	25. Oregon St.	39-18

Collegiate Baseball Final		NCBWA Final	
1. Virginia	44-24	1. Virginia	44-24
2. Vanderbilt	51-21	2. Vanderbilt	51-21
3. Florida	52-18	3. Florida	52-18
4. TCU	51-15	4. TCU	51-15
5. LSU	54-12	5. LSU	54-12
6. Miami	50-17	6. Miami	50-17
<b>7. Arkansas</b>	<b>40-25</b>	7. Cal St. Fullerton	39-25
8. Cal. St. Fullerton	39-25	<b>8. Arkansas</b>	<b>40-25</b>
9. Illinois	50-10-1	9. Louisville	47-18
10. Louisville	47-18	10. Texas A&M	50-14
11. Texas A&M	50-14	11. Illinois	50-10-1
12. Florida St.	44-24	12. Missouri St.	49-12
13. Missouri St.	49-12	13. Florida St.	44-21
14. Maryland	42-14	14. Maryland	42-24
15. VCU	40-25	15. UCLA	45-16
16. Louisiana-Lafayette	42-23	16. Louisiana-Lafayette	42-23
17. UCLA	45-16	17. VCU	40-25
18. Oregon St.	39-18-1	18. Dallas Baptist	46-15
19. Oklahoma St.	38-20	19. Oklahoma St.	38-20
20. Iowa	41-18	20. College of Charleston	45-15
21. St. Johns	41-18	21. Southern California	39-21
22. Radford	45-16	22. Rice	37-22
23. California	36-21	23. Houston	43-20
24. Southern California	39-21	24. California	36-21
25. U.C. Santa Barbara	40-17-1	25. U.C. Santa Barbara	40-17-1
26. Notre Dame	37-23	26. Florida Atlantic	42-19
27. Dallas Baptist	46-15	27. Oregon St.	39-18-1
28. College of Charleston	45-15	28. Iowa	41-18
29. Rice	35-22	29. Radford	45-16
30. Florida Atlantic	42-19	30. Arizona St.	35-23

## Arkansas Week-By-Week in the Polls

	BA	D1	PG	ESPN	CB	NCBWA
Preseason	--	--	16	RV	36	RV
Week 1	--	--	15	No Poll	--	28
Week 2	--	--	17	No Poll	--	RV
Week 3	--	--	20	--	--	RV
Week 4	--	--	16	--	--	RV
Week 5	--	--	--	--	--	--
Week 6	--	--	--	--	--	--
Week 7	--	--	--	--	--	--
Week 8	--	--	--	--	--	--
Week 9	--	--	--	--	--	--
Week 10	25	25	--	RV	30	RV
Week 11	23	24	--	RV	30	30
Week 12	20	20	22	23	27	23
Week 13	20	21	24	24	27	24
Week 14	20	20	22	23	30	23
Week 15	20	20	23	24	29	22
<b>Final</b>	<b>11</b>	<b>9</b>	<b>11</b>	<b>8</b>	<b>7</b>	<b>8</b>

BA - Baseball America

ESPN - USA Today/ESPN

CB - Collegiate Baseball

NCBWA - National Collegiate Baseball Writers Association

PG - Perfect Game

D1 - D1Baseball.com





## SEC STANDINGS (FINAL)

		Conference				Overall			Last 10	Streak
		W	L	Win%	GB	W	L	Win%		
WESTERN	LSU	21	8	0.724	--	54	12	0.818	7-3	L-1
	Texas A&M	18	10	0.643	2.5	50	14	0.781	6-4	L-1
	Arkansas	17	12	0.586	4	40	25	0.615	5-5	L-2
	Ole Miss	15	14	0.517	6	30	28	0.517	6-4	L-3
	Auburn	13	17	0.433	8.5	36	26	0.581	4-6	L-1
	Alabama	12	18	0.4	9.5	32	28	0.533	6-4	L-1
	Mississippi State	8	22	0.267	13.5	24	30	0.444	1-9	L-6
EASTERN	Vanderbilt	20	10	0.667	--	51	21	0.708	8-2	L-2
	Florida	19	11	0.633	1	52	18	0.743	8-2	L-1
	Missouri	15	15	0.5	5	30	28	0.517	2-8	L-2
	Kentucky	14	15	0.483	5.5	30	25	0.545	4-6	L-1
	South Carolina	13	17	0.433	7	32	25	0.561	5-5	L-3
	Tennessee	11	18	0.379	8.5	24	26	0.48	6-4	L-1
	Georgia	10	19	0.345	9.5	26	28	0.481	5-5	L-2

## 2015 SEC PRESEASON POLL

WESTERN	School	Points
	1. LSU (13)	91
	2. Alabama	62
	3. Texas A&M (1)	60
	4. Arkansas	59
	5. Mississippi State	52
	6. Ole Miss	42
	7. Auburn	19
EASTERN	School	Points
	1. Vanderbilt (11)	89
	2. Florida (3)	80
	3. South Carolina	67
	4. Tennessee	51
	5. Georgia	42
	6. Kentucky	36
	7. Missouri	20

Champion: Vanderbilt (11), Florida (2), LSU (1)

## HOME RUN LISTING

No.	Player	Gm#	Date	Opponent	Pitcher	On Base	Inn	Outs	Count	Score	Final
1.	Benintendi, A.	2	Feb 14	North Dakota	Muckenhirn, Z.	0*	5	0	1-0	2-0	W 13-2
2.	Nomura, R.	2	Feb 14	North Dakota	Campbell, J.	0	5	1	2-2	3-0	W 13-2
3.	McAfee, B.	2	Feb 14	North Dakota	Campbell, J.	0	6	2	0-0	9-2	W 13-2
4.	Shaddy, C.	2	Feb 14	North Dakota	Campbell, J.	0*	7	0	0-0	10-2	W 13-2
5.	Serrano, J.	4	Feb 20	vs UCF	Hukari, H.	0*	7	0	2-2	3-5	L 5-9
6.	Benintendi, A.	4	Feb 20	vs UCF	Davis, S.	0	9	1	2-1	4-9	L 5-9
7.	McAfee, B.	6	Feb 22	vs Maryland	Shaffer, B.	1	2	2	1-2	0-0	L 6-13
8.	Spoon, T.	6	Feb 22	vs Maryland	Shaffer, B.	2	3	2	1-1	3-1	L 6-13
9.	Wernes, B.	8	Mar 02	Eastern Illinois	Stenger, G.	0*	5	0	0-2	0-1	W 8-1
10.	Bernal, M.	8	Mar 02	Eastern Illinois	Johansmeier, J.	3	6	0	2-2	4-1	W 8-1
11.	Benintendi, A.	9	Mar 03	Eastern Illinois	Johansmeier, J.	0*	5	0	0-0	5-0	W 7-0
12.	Spoon, T.	11	Mar 07	Loyola Marymount	Glomb, K.	1	8	2	1-1	11-3	W 13-7
13.	Eagan, C.	14	Mar 11	Gonzaga	Frost, T.	0	5	1	0-0	2-2	L 5-15
14.	Benintendi, A.	14	Mar 11	Gonzaga	Morgan, E.	1	8	1	0-0	3-8	L 5-15
15.	Nomura, R.	15	Mar 14	at Vanderbilt	Fulmer, C.	0	2	1	1-0	0-2	L 7-8
16.	Wernes, B.	15	Mar 14	at Vanderbilt	Fulmer, C.	0	2	1	2-0	1-2	L 7-8
17.	Benintendi, A.	16	Mar 14	at Vanderbilt	Buehler, W.	0	4	1	3-1	0-2	L 1-9
18.	Bernal, M.	19	Mar 18	Southeast Missouri	MOORE, Z.	0*	4	0	0-1	5-5	L 11-12
19.	Shaddy, C.	21	Mar 20	LSU	Devall, H.	1	9	2	0-0	1-16	L 3-16
20.	Serrano, J.	22	Mar 21	LSU	Person, Z.	1	7	0	3-2	1-5	L 4-7
21.	Gassaway, C.	23	Mar 24	vs Memphis	Gunn, A.	0	6	1	0-0	1-4	L 4-5
22.	Benintendi, A.	23	Mar 24	vs Memphis	Caufield, C.	1	7	2	0-0	2-4	L 4-5
23.	Wernes, B.	24	Mar 25	at Memphis	Garner, R.	0*	6	0	0-0	2-2	W 7-3
24.	Benintendi, A.	26	Mar 27	Ole Miss	Weathersby, S.	1	7	0	0-1	2-5	L 4-5
25.	Spoon, T.	27	Mar 28	Ole Miss	Short, W.	0	8	1	1-0	4-2	W 5-2
26.	Serrano, J.	29	Apr 03	at Auburn	Lipscomb, C.	0*	6	0	0-0	2-5	W 10-7
27.	Benintendi, A.	29	Apr 03	at Auburn	Lipscomb, C.	0	6	0	0-0	3-5	W 10-7
28.	Benintendi, A.	31	Apr 05	at Auburn	McCord, R.	1	5	2	2-1	0-2	W 6-4
29.	Gassaway, C.	32	Apr 07	Mississippi Valley	Case, T.	1	5	1	1-0	5-0	W 8-1
30.	Benintendi, A.	33	Apr 08	Mississippi Valley	Thomas, B.	0*	3	0	2-1	4-0	W 14-0
31.	Shaddy, C.	33	Apr 08	Mississippi Valley	Sheppeard, C.	3	5	0	2-2	8-0	W 14-0
32.	Benintendi, A.	33	Apr 08	Mississippi Valley	Sheppeard, C.	1	6	2	3-2	12-0	W 14-0
33.	Benintendi, A.	34	Apr 10	Kentucky	Brown, Z.	0	1	2	3-2	0-0	W 5-3
34.	Benintendi, A.	34	Apr 10	Kentucky	Brown, Z.	0*	7	0	1-0	4-3	W 5-3
35.	Spoon, T.	36	Apr 12	Kentucky	Logue, Z.	0*	8	0	2-2	4-0	W 7-3
36.	Benintendi, A.	38	Apr 15	Stephen F. Austin	Manz, R.	1	6	1	0-0	9-1	W 15-3
37.	Bernal, M.	39	Apr 18	at Texas A&M	Long, G.	3	6	0	2-1	2-11	L 6-13
38.	Eagan, C.	42	Apr 24	Mississippi State	Levi Mintz	0	4	1	0-0	4-1	W 7-6
39.	Bernal, M.	45	Apr 30	at Alabama	Guilbeau, T.	1	7	0	1-2	2-1	W 5-1
40.	Benintendi, A.	47	May 2	at Alabama	Bramblett, G.	0*	6	0	2-0	1-0	W 4-0
41.	Nomura, R.	47	May 2	at Alabama	Burrows, T.	0	9	1	2-1	3-0	W 4-0
42.	Benintendi, A.	48	May 08	Tennessee	Cox, A.	0	3	2	1-0	1-1	L 4-5
43.	Spoon, T.	48	May 08	Tennessee	Cox, A.	1	6	1	1-1	2-2	L 4-5
44.	Nomura, R.	49	May 10	Tennessee	Owenby, D.	0*	6	0	1-1	4-2	W 5-2
45.	Benintendi, A.	50	May 12	at Creighton	Ising, M.	0	7	1	2-0	4-1	W 6-2
46.	Wernes, B.	52	May 15	at Georgia	Lawlor, R.	1	1	0	0-0	0-0	W 9-0
47.	Gassaway, C.	52	May 15	at Georgia	Lawlor, R.	0*	2	0	0-0	2-0	W 9-0
48.	Benintendi, A.	55	May 20	vs Florida	Poyner, B.	0*	9	0	0-0	4-6	W 7-6
49.	Wernes, B.	55	May 20	vs Florida	Poyner, B.	1	9	1	2-2	5-6	W 7-6
50.	Spoon, T.	60	May 31	vs St. John's	Heidi, S.	0*	6	0	2-1	2-0	W 4-3
51.	Benintendi, A.	61	Jun 05	Missouri State	Harris, J.	0*	6	0	2-2	4-1	W 18-4
52.	Serrano, J.	61	Jun 05	Missouri State	Merciez, Z.	2	6	2	0-1	7-1	W 18-4
53.	Benintendi, A.	64	Jun 13	vs Virginia	Jones, C.	0	5	1	1-0	2-3	L 3-5

\* - leadoff home run

## BULLPEN CHART

Player	ERA	W	L	APP	GS	CG	SHO	CBO	SV	IP	H	R	ER	BB	SO	2B	3B	HR	AB	B/Avg	WP	HBP	BK	SFA	SHA
25 Dominic Taccolini	0.00	0	0	4	0	0	0	1	2	10.0	5	0	0	4	6	2	0	0	34	.147	0	2	0	0	0
35 Jackson Lowery	2.23	7	1	19	0	0	0	1	0	48.1	43	17	12	16	31	3	1	3	171	.251	3	9	0	2	5
32 Zach Jackson	2.28	4	1	24	0	0	0	0	9	51.1	34	17	13	27	77	4	0	2	188	.181	8	2	1	1	0
38 Lance Phillips	3.34	2	3	25	0	0	0	2	0	32.1	35	21	12	12	30	3	2	1	128	.273	3	7	2	2	2
28 James Teague	3.47	3	1	13	0	0	0	0	2	23.1	22	9	9	16	20	2	0	0	77	.286	2	1	0	3	2
13 Josh Alberius	3.77	1	2	22	0	0	0	0	1	31.0	31	14	13	10	20	7	1	2	118	.263	3	1	0	1	3
30 Jacob Stone	6.35	1	2	17	0	0	0	0	1	22.2	27	20	16	18	20	3	2	1	77	.351	1	6	2	4	3
11 Keaton McKinney	7.11	0	0	3	0	0	0	0	0	6.1	9	5	5	3	4	2	0	0	24	.375	0	2	0	2	1
48 Jonah Patten	7.90	0	0	11	0	0	0	2	0	13.2	16	13	12	9	20	1	0	2	57	.281	4	5	3	0	1
36 Cannon Chadwick	8.03	1	0	11	0	0	0	2	0	12.1	18	11	11	12	9	1	0	0	49	.367	0	4	0	2	0
39 Kyle Pate	8.64	0	0	12	0	0	0	2	0	8.1	11	9	8	9	14	1	0	1	36	.306	2	2	0	0	0
34 Parker Sanburn	15.58	0	1	11	0	0	0	3	0	8.2	10	16	15	9	13	3	0	2	36	.278	3	4	0	0	0
<b>Totals</b>	<b>4.23</b>	<b>19</b>	<b>11</b>	<b>65</b>	<b>0</b>	<b>0</b>	<b>5</b>	<b>4</b>	<b>15</b>	<b>268.1</b>	<b>261</b>	<b>152</b>	<b>126</b>	<b>145</b>	<b>264</b>	<b>32</b>	<b>6</b>	<b>14</b>	<b>995</b>	<b>.262</b>	<b>29</b>	<b>45</b>	<b>8</b>	<b>17</b>	<b>17</b>

## PINCH HIT APPEARANCES

Gm#	Date	Opponent	Batter	Scoring	Inn	Outs	Score	Final
1	Feb 13	North Dakota	Wiggins, B.	F9	8	2	11-4	W 11-4
2	Feb 14	North Dakota	Spanberger, C.	43	6	1	9-2	W 13-2
2	Feb 14	North Dakota	Wiggins, B.	F9	7	2	11-2	W 13-2
3	Feb 14	North Dakota	Gosser, A.	1B, bunt	6	0	5-1	W 12-1
4	Feb 20	vs UCF	Shaddy, C.	HBP	5	0	1-5	L 5-9
5	Feb 21	at South Alabama	Gassaway, C.	F9	7	1	3-0	W 7-0
6	Feb 22	vs Maryland	Bonfield, L.	63	7	2	6-10	L 6-13
7	Mar 02	Eastern Illinois	Bonfield, L.	KS	6	1	2-1	W 4-1
7	Mar 02	Eastern Illinois	Shaddy, C.	BB	6	2	3-1	W 4-1
8	Mar 02	Eastern Illinois	Wiggins, B.	3	6	2	8-1	W 8-1
9	Mar 03	Eastern Illinois	Hogan, M.	BB	5	1	6-0	W 7-0
9	Mar 03	Eastern Illinois	Spanberger, C.	63	6	0	7-0	W 7-0
13	Mar 10	Gonzaga	Eagan, C.	53	8	0	2-6	L 2-6
13	Mar 10	Gonzaga	Benintendi, A.	43	9	1	2-6	L 2-6
15	Mar 14	at Vanderbilt	Hogan, M.	KL	8	1	6-3	L 7-8
16	Mar 14	at Vanderbilt	Hogan, M.	F7	6	0	1-7	L 1-9
16	Mar 14	at Vanderbilt	Bonfield, L.	KS	7	1	1-9	L 1-9
18	Mar 17	Southeast Missouri	Bonfield, L.	FC	6	2	1-3	W 4-3
23	Mar 24	vs Memphis	Hogan, M.	3U	7	0	2-4	L 4-5
23	Mar 24	vs Memphis	Nomura, R.	31	9	0	4-5	L 4-5
25	Mar 26	Ole Miss	Spanberger, C.	E3F	7	2	5-3	W 10-3
25	Mar 26	Ole Miss	Spanberger, C.	FF3	8	2	10-3	W 10-3
26	Mar 27	Ole Miss	Shaddy, C.	KS	4	1	1-4	L 4-5
26	Mar 27	Ole Miss	Spanberger, C.	E6T	5	1	2-5	L 4-5
27	Mar 28	Ole Miss	Spanberger, C.	1B, RBI	5	2	0-2	W 5-2
28	Mar 31	Missouri State	Spanberger, C.	KL	9	1	0-2	L 0-2
29	Apr 03	at Auburn	Shaddy, C.	KS	7	0	6-5	W 10-7
30	Apr 04	at Auburn	Nomura, R.	KS	9	0	2-2	L 2-3
33	Apr 08	Mississippi Valley	Shaddy, C.	HR	5	0	8-0	W 14-0
36	Apr 12	Kentucky	Shaddy, C.	KS	3	2	4-0	W 7-3
38	Apr 15	Stephen F. Austin	Gassaway, C.	HBP	8	1	12-3	W 15-3
40	Apr 18	at Texas A&M	Gassaway, C.	KL	8	1	4-8	W 9-8
42	Apr 24	Mississippi State	Nomura, R.	KS BU	7	0	5-4	W 7-6
42	Apr 24	Mississippi State	Spanberger, C.	KS	8	1	5-6	W 7-6
43	Apr 25	Mississippi State	Shaddy, C.	HBP RBI	4	2	2-0	W 6-1
43	Apr 25	Mississippi State	Spanberger, C.	43 RBI,	7	1	4-1	W 6-1
44	Apr 26	Mississippi State	Shaddy, C.	BB	8	1	1-2	L 1-2
44	Apr 26	Mississippi State	Bonfield, L.	KL	9	1	1-2	L 1-2
45	Apr 30	at Alabama	Spanberger, C.	F9, SF, RBI	9	1	4-1	W 5-1
48	May 08	Tennessee	Shaddy, C.	KL	7	1	4-5	L 4-5
48	May 08	Tennessee	Spanberger, C.	13	9	1	4-5	L 4-5
49	May 10	Tennessee	McAfee, B.	9	3	0	3-1	W 5-2
54	May 19	vs Tennessee	Eagan, C.	43	5	1	0-0	W 2-1
54	May 19	vs Tennessee	Shaddy, C.	KS	7	2	1-0	W 2-1
55	May 20	vs Florida	Shaddy, C.	2B	6	0	3-6	W 7-6
55	May 20	vs Florida	Gassaway, C.	KS	8	1	4-6	W 7-6
56	May 21	vs LSU	Bonfield, L.	KL	7	0	4-10	L 5-10
56	May 21	vs LSU	Spanberger, C.	F8	8	1	5-10	L 5-10
59	May 30	at Oklahoma State	Shaddy, C.	BB	8	0	2-4	W 7-5
61	Jun 05	Missouri State	Shaddy, C.	2B, RBI	8	2	17-3	W 18-4
61	Jun 05	Missouri State	Spanberger, C.	1B	9	0	18-3	W 18-4
64	Jun 13	vs Virginia	Shaddy, C.	KS	9	2	3-5	L 3-5
65	Jun 15	vs Miami	Shaddy, C.	KS	7	0	1-2	L 3-4

## Inning-by-inning Scoring Summary

	1	2	3	4	5	6	7	8	9	EX	Total
Arkansas	37	34	37	44	46	69	41	57	22	0	387
Opponents	25	25	44	22	41	45	41	20	40	1	304



## Head Coach Dave Van Horn



### PERSONAL

Born: Sept. 17, 1960  
 Hometown: Kansas City, Mo.  
 Alma Mater: Arkansas (1988)  
 Masters of Science: East Texas State Univ. (1992)  
 Wife: Karen  
 Children: Hollan, Mariel  
 Named Head Coach at Arkansas: June 21, 2002

### PLAYING HISTORY

1982-1984 Atlanta Braves Organization  
 1982 MLB Draft: 10th Rd (Braves)  
 1982 Arkansas  
 1980-1981 McLennan (Texas) CC

### COACHING HONORS

2004 SEC Coach of the Year  
 2001 Baseball America National Coach of the Year  
 2001 BIG 12 Coach of the Year  
 2001 ABCA Midwest Region Coach of the Year  
 2000 ABCA Midwest Region Coach of the Year  
 1997 Southland Coach of the Year  
 1995 Southland Coach of the Year  
 1994 NCAA Division II Coach of the Year  
 1994 ABCA Central Region Coach of the Year

### HALL OF FAME

2013 Inducted into Winnetonka HS HOF  
 2012 Inducted into Ban Johnson League HOF  
 2001 Inducted into Central Missouri State HOF

Now in his 13th season at the helm of the Arkansas baseball program in 2015, head coach Dave Van Horn has elevated the Razorbacks to one of the nation's premier teams year in and year out. In 13 years at Arkansas, Van Horn has led Arkansas to four College World Series appearances, 13 NCAA Tournament berths, one Southeastern Conference overall title, three SEC Western Division championships and averaged more than 40 wins a season.

In 2014, Van Horn led the Razorbacks to their 13th consecutive NCAA Tournament, making the program one of seven teams in the country to advance to the NCAA Tournament each of the last 13 seasons. Arkansas surged into the SEC Tournament as the No. 7 seed after winning six of its final seven regular season games.

Arkansas continued to push its best talent to the next level following the season, as six players were taken in the 2014 Major League Baseball First-Year Player Draft, with five of those signing professional deals. In a testament to the development of players once they arrive on campus, since 2009, 35 of the 36 Arkansas players that have been drafted have improved their draft stock by becoming a Razorback.

Following the 2014 season, Van Horn's coaching duties were far from finished as he became the manager of the USA Baseball Collegiate National Team. Leading the best collegiate players in the country against some of the top teams in the world, Van Horn and Team USA battled the Chinese Taipei in a five-game series, Japan in a three-game set and made trips to The Netherlands and Cuba. The squad finished with an overall record of 18-8-2 and captured the Haarlem-Honkbal Week Championship in The Netherlands.

### DVH AGAINST 2015 OPPONENTS

	W/L	Home	Away	Neutral
Alabama	25-19	14-4	9-12	2-3
Auburn	21-18	9-9	12-9	--
Creighton	3-0	2-0	1-0	--
Eastern Illinois	24-1	24-1	--	--
Florida	21-15	10-2	8-10	3-3
Georgia	17-13	9-6	8-6	0-1
Gonzaga	2-3	2-2	--	0-1
Kentucky	17-10	10-5	7-5	--
Louisiana State (LSU)	16-31	8-13	7-11	1-7
Loyola Marymount	2-1	2-1	--	--
Maryland	0-1	--	--	0-1
Memphis	4-1	--	2-0	2-1
Miami	0-5	0-0	0-3	0-2
Mississippi State	21-20	10-11	10-8	1-1
Mississippi Valley State	8-0	6-0	--	2-0
Missouri State	15-9	9-4	6-1	--
North Dakota	3-0	0-0	--	--
Oklahoma State	4-3	1-3	2-0	1-0
Ole Miss	20-27	8-13	8-10	4-4
Oral Roberts	12-6	6-3	5-3	1-0
South Alabama	3-2	1-2	2-0	--
Southeast Missouri State	2-2	2-2	--	--
St. John's	4-0	3-0	--	1-0
Stephen F. Austin	6-0	5-0	--	1-0
Tennessee	20-12	9-5	9-6	2-1
Texas A&M	8-6	4-2	3-4	1-0
UCF	0-1	--	--	0-1
Vanderbilt	16-19	10-7	6-8	0-4
Virginia	1-3	0-0	0-2	1-1

### VAN HORN'S CAREER NUMBERS

Year	School	Record	Pct.	Conf.	Place	Tourn.	NCAA
1989	Texarkana CC	39-18	.684	NA	NA	NA	--
1990	Texarkana CC	44-14	.759	NA	NA	NA	--
1991	Texarkana CC	45-12	.789	NA	NA	NA	--
1992	Texarkana CC	48-10	.827	NA	1st	NA	--
1993	Texarkana CC	38-18	.678	NA	NA	NA	--
	<i>Totals</i>	<i>214-72</i>	<i>.748</i>	--	--	--	--
1994	Central Missouri State	51-11	.823	15-1	1st (Div.)	1st (4-1)	NCAA DII Champs
	<i>Totals</i>	<i>51-11</i>	<i>.823</i>	<i>15-1</i>	--	<i>1 (4-1)</i>	--
1995	Northwestern State	37-15	.711	19-5	1st	DNP (0-2)	--
1996	Northwestern State	34-27	.557	14-16	2nd (Div.)	2nd (3-2)	--
1997	Northwestern State	35-23	.603	19-9	1st	DNP (0-2)	--
	<i>Totals</i>	<i>106-65</i>	<i>.620</i>	<i>52-30</i>	--	<i>3 (3-6)</i>	--
1998	Nebraska	24-20	.545	10-13	7th	DNQ	DNQ
1999	Nebraska	42-18	.700	16-9	5th	1st (4-0)	NCAA (1-2)
2000	Nebraska	51-17	.750	21-9	2nd	1st (5-1)	NCAA (4-2)
2001	Nebraska	50-16	.758	20-8	1st	1st (4-0)	CWS (5-2)
2002	Nebraska	47-21	.691	16-11	2nd	2nd (3-1)	CWS (5-3)
	<i>Totals</i>	<i>214-92</i>	<i>.699</i>	<i>67-39</i>	--	<i>4 (16-2)</i>	<i>4 (15-9)</i>
2003	Arkansas	35-22	.612	14-16	6th West	T-7th (0-2)	NCAA (1-2)
2004	Arkansas	45-24	.652	19-11	T-1st Overall	4th (2-2)	CWS (6-3)
2005	Arkansas	39-22	.636	13-17	T-5th West	T-7th (0-2)	NCAA (2-2)
2006	Arkansas	39-21	.650	18-12	2nd West	T-7th (0-2)	NCAA (1-2)
2007	Arkansas	43-21	.672	18-12	1st West	2nd (3-1)	NCAA (2-2)
2008	Arkansas	34-24	.586	14-15	4th West	DNQ	NCAA (0-2)
2009	Arkansas	41-24	.631	14-15	4th West	4th (2-2)	CWS (7-2)
2010	Arkansas	43-21	.672	18-12	2nd West	T-7th (0-2)	NCAA (3-3)
2011	Arkansas	40-22	.645	15-15	1st West	T-3rd (2-2)	NCAA (2-2)
2012	Arkansas	46-22	.676	16-14	T-2nd West	T-9th (0-2)	CWS (7-3)
2013	Arkansas	39-22	.639	18-11	2nd West	T-3rd (2-1)	NCAA (2-2)
2014	Arkansas	40-25	.615	16-14	4th West	T-3rd (3-2)	NCAA (2-2)
2015	Arkansas	40-25	.615	17-12	3rd West	T-5th (2-2)	CWS (5-3)
	<i>Totals</i>	<i>524-295</i>	<i>.639</i>	<i>213-176</i>	--	<i>13 (16-22)</i>	<i>13 (40-28)</i>
<i>Career Totals</i>		<i>1,109-535</i>	<i>.674</i>	<i>347-246</i>	--	<i>39-31 (.557)</i>	<i>55-37 (.595)</i>

## 2015 Numerical Roster

No.	Name	Pos.	B/T	Ht.	Wt.	Cl.	Hometown/HS/Previous School
1	Rick Nomura	INF	S/R	5-9	175	Jr.	Waipahu, Hawaii/Punahou HS/Alvin CC
3	Michael Bernal	INF	R/R	5-11	190	R-Jr.	El Paso, Texas/ J.M. Hanks HS/New Mexico JC
5	Brett McAfee	INF	R/R	6-0	195	R-Jr.	Longview, Texas/Pine Tree HS/Panola JC
6	Blake Wiggins	INF/C	R/R	6-1	205	Fr.	Little Rock, Ark./Pulaski Academy HS
7	Bobby Wernes	INF	R/R	6-3	200	Jr.	Overland Park, Kan./Blue Valley West HS/Neosho CC
8	Tyler Spoon	OF/INF	R/R	5-11	190	R-Jr.	Van Buren, Ark./Van Buren HS
9	Clark Eagan	OF/INF	L/R	6-1	190	So.	Appleton, Wis./Appleton North HS
10	Joe Serrano	OF	R/R	6-0	195	Sr.	Tucson, Ariz./Salpointe Catholic HS
11	Keaton McKinney	RHP/1B	R/R	6-5	220	Fr.	Ankeny, Iowa/Centennial HS
12	Max Hogan	INF	L/R	5-10	195	Jr.	Belton, Texas/Belton HS/McLennan CC
13	Josh Alberius	RHP	R/R	5-11	180	R-So.	Little Rock, Ark./Little Rock Christian Academy
14	Matt Campbell	INF	R/R	6-0	180	Jr.	Chesapeake, Va./Hickory HS/McLennan CC
16	Andrew Benintendi	OF	L/L	5-10	180	So.	Cincinnati, Ohio/Madeira HS
17	Luke Bonfield	OF	R/R	6-2	190	Fr.	Skillman, N.J./IMG Academy
20	Carson Shaddy	C/OF	R/R	5-10	180	R-Fr.	Fayetteville, Ark./Fayetteville HS
21	Trey Killian	RHP	R/R	6-3	200	Jr.	Mountain Home, Ark./Mountain Home HS
24	Chad Spanberger	C/1B	L/R	6-2	225	Fr.	Granite City, Ill./Granite City HS
25	Dominic Taccolini	RHP	R/R	6-3	215	So.	Sugar Land, Texas/Kempner HS
26	Jack Benninghoff	OF	R/R	5-11	190	Fr.	Overland Park, Kan./Rockhurst HS
27	Tucker Pennell	C	R/R	6-2	200	Jr.	Georgetown, Texas/Georgetown HS/Temple JC
28	James Teague	RHP	R/R	6-0	190	So.	Bartlesville, Okla./Bartlesville HS
29	Cullen Gassaway	INF	R/R	6-2	215	Jr.	Bedford, Texas/LD Bell HS/Blinn JC
30	Jacob Stone	RHP	R/R	6-1	195	Sr.	Fort Worth, Texas/Boswell HS/Weatherford JC
32	Zach Jackson	RHP	R/R	6-3	215	So.	Berryhill, Okla./Berryhill HS
33	Krisjon Wilkerson	OF	R/R	6-2	220	Sr.	Bay St. Louis, Miss./St. Stanislaus HS/Pearl River CC
34	Parker Sanburn	RHP	R/R	6-1	195	R-Fr.	Kokomo, Ind./Kokomo HS
35	Jackson Lowery	RHP	R/R	6-0	180	R-Sr.	Little Rock, Ark./Pulaski Academy/Meridian CC
36	Cannon Chadwick	RHP	R/R	6-0	200	So.	Paris, Texas/Paris HS/Paris JC
38	Lance Phillips	RHP	R/R	6-4	190	Sr.	Nacogdoches, Texas/Central Heights HS/Bossier Parish CC
39	Kyle Pate	LHP	L/L	6-1	185	Fr.	Fayetteville, Ark./Fayetteville HS
40	Kevin Silky	INF	R/R	6-5	205	Fr.	Dublin, Calif./Dublin HS
41	Darien Simms	OF	L/L	5-7	155	Fr.	Spring, Texas/Northland Christian HS
44	Alex Gosser	C	L/R	6-0	215	So.	North Little Rock, Ark./North Little Rock HS
48	Jonah Patten	RHP	R/R	6-3	195	Fr.	Indianapolis, Ind./Norwell HS
49	Ryan Fant	LHP	R/L	6-5	210	Fr.	Texarkana, Texas/Texas HS

### Coaches and Support Staff

Head Coach:	2 Dave Van Horn, 13th Season (Arkansas, 1988)
Assistant Coach:	22 Tony Vitello, 2nd Season (Missouri, 2002)
Assistant Coach:	31 Dave Jorn, 19th Season (SE Missouri State, 1981)
Volunteer Assistant Coach:	45 Christian Kowalchuk, 1st Season (Arkansas, 2011)
Student Asst. Coaches:	18 Tim Carver, 2nd Season
	37 Jake Wise, 1st Season
Director of Operations:	Clay Goodwin
Athletic Trainer:	Corey Wood
Strength & Conditioning	Mike Strouhal
Managers:	Jordan Larkan, Michael McCann, Zach Barr

### Pronunciation Guide

Josh Alberius	al-BEER-ee-us
Andrew Benintendi	ben-in-TEN-dee
Trey Killian	kill-EE-an
Carson Shaddy	shad-EE
Krisjon Wilkerson	CHRIS-john
Tony Vitello	VIE-tell-oh
Rick Nomura	NO-mura
Dominic Taccolini	Dom-i-nick Tac-O-Lee-nee
Tucker Pennell	PEN-el

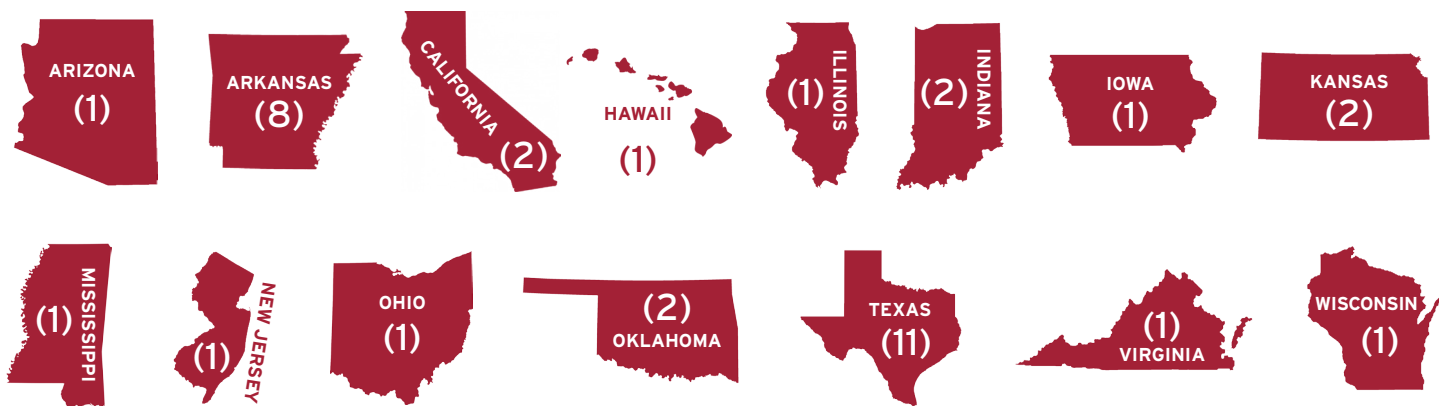




## Roster Breakdown

ALPHABETICAL			BY CLASS			BY POSITION		
No.	Name	Pos.	No.	Name	Cl.	No.	Name	Pos.
46	Josh Alberius	RHP	26	Jack Benninghoff (10)	Fr.	44	Alex Gosser (4)	C
16	Andrew Benintendi	OF	17	Luke Bonfield	Fr.	27	Tucker Pennell	C
26	Jack Benninghoff	OF	49	Ryan Fant	Fr.	20	Carson Shaddy	C/OF
3	Michael Bernal	INF	11	Keaton McKinney	Fr.	19	Chad Spanberger	C/1B
17	Luke Bonfield	OF	39	Kyle Pate	Fr.	3	Michael Bernal (9)	INF
14	Matt Campbell	INF	48	Jonah Patten	Fr.	14	Matt Campbell	INF
36	Cannon Chadwick	RHP	40	Kevin Silky	Fr.	29	Cullen Gassaway	INF
9	Clark Eagan	OF/INF	41	Darien Simms	Fr.	12	Max Hogan	INF
49	Ryan Fant	LHP	19	Chad Spanberger	Fr.	5	Brett McAfee	INF
29	Cullen Gassaway	INF	6	Blake Wiggins	Fr.	1	Rick Nomura	INF
44	Alex Gosser	C	34	Parker Sanburn (2)	R-Fr.	40	Kevin Silky	INF
12	Max Hogan	INF	20	Carson Shaddy	R-Fr.	7	Bobby Wernes	INF
32	Zach Jackson	RHP	16	Andrew Benintendi (7)	So.	6	Blake Wiggins	INF/C
21	Trey Killian	RHP	36	Cannon Chadwick	So.	16	Andrew Benintendi (8)	OF
35	Jackson Lowery	RHP	9	Clark Eagan	So.	26	Jack Benninghoff	OF
5	Brett McAfee	INF	44	Alex Gosser	So.	17	Luke Bonfield	OF
11	Keaton McKinney	RHP/1B	32	Zach Jackson	So.	9	Clark Eagan	OF/INF
1	Rick Nomura	INF	25	Dominic Taccolini	So.	10	Joe Serrano	OF
39	Kyle Pate	LHP	28	James Teague	So.	41	Darien Simms	OF
48	Jonah Patten	RHP	46	Josh Alberius (1)	R-So.	8	Tyler Spoon	OF
27	Tucker Pennell	C	14	Matt Campbell (7)	Jr.	33	Krisjon Wilkerson	OF
38	Lance Phillips	RHP	29	Cullen Gassaway	Jr.	46	Josh Alberius (14)	RHP
34	Parker Sanburn	RHP	12	Max Hogan	Jr.	36	Cannon Chadwick	RHP
10	Joe Serrano	OF	21	Trey Killian	Jr.	49	Ryan Fant	LHP
20	Carson Shaddy	C/OF	1	Rick Nomura	Jr.	32	Zach Jackson	RHP
40	Kevin Silky	INF	27	Tucker Pennell	Jr.	21	Trey Killian	RHP
41	Darien Simms	OF	7	Bobby Wernes	Jr.	35	Jackson Lowery	RHP
19	Chad Spanberger	C/1B	3	Michael Bernal (2)	R-Jr.	11	Keaton McKinney	RHP/1B
8	Tyler Spoon	OF/INF	8	Tyler Spoon	R-Jr.	39	Kyle Pate	LHP
30	Jacob Stone	RHP	5	Brett McAfee (5)	Sr.	48	Jonah Patten	RHP
25	Dominic Taccolini	RHP	50	Lance Phillips	Sr.	50	Lance Phillips	RHP
28	James Teague	RHP	10	Joe Serrano	Sr.	34	Parker Sanburn	RHP
7	Bobby Wernes	INF	30	Jacob Stone	Sr.	30	Jacob Stone	RHP
6	Blake Wiggins	INF/C	33	Krisjon Wilkerson	Sr.	25	Dominic Taccolini	RHP
33	Krisjon Wilkerson	OF	35	Jackson Lowery (1)	R-Sr.	28	James Teague	RHP

## PLAYERS BY STATE



## Quick Facts

### GENERAL INFORMATION

Location: ..... Fayetteville, Arkansas  
 Founded: ..... 1871  
 Enrollment: ..... 25,365  
 Nickname: ..... Razorbacks  
 School Colors: ..... Cardinal (PMS 202) and White  
 Conference: ..... Southeastern (Western Division)  
 Chancellor: ..... Dr. G. David Gearhart (Westminster College, 1974)  
 System President: ..... Dr. Donald R. Bobbitt (Arkansas, 1980)  
 Athletic Director: ..... Jeff Long (Ohio Wesleyan, 1982)  
 Faculty Athletic Rep: ..... Dr. Sharon Hunt (Arkansas, 1973)

### BAUM STADIUM

Home Facility: ..... Baum Stadium at George Cole Field  
 Capacity: ..... 10,737 (8,237 Chairbacks)  
 Largest Crowd: ..... 11,742 vs. Auburn (April 26, 2014)  
 Stadium Opening: ..... April 13, 1996  
 Dedication: ..... May 3, 1996  
 Field Dimension: ..... LL - 320, LC - 375, CF - 400, RC - 365, RL - 320  
 Surface: ..... Grass

### COACHING STAFF

Head Coach: ..... Dave Van Horn (Arkansas, 1988)  
 Record at Arkansas: ..... 524-295 (13th season)  
 Overall Division I Record: ..... 844-452 (21st season)  
 Overall as a Head Coach: ..... 1,109-535 (27th season)  
 Van Horn's DI Postseason App. (Total/at UA): ..... 17/13  
 Van Horn's College World Series Appearances: ..... 6  
 (Neb: 2001, 2002; Ark: 2004, 2009, 2012, 2015)  
 Assistant Coach/Recruiting Coord.: Tony Vitello (Missouri, 2002)  
 Pitching Coach: ..... Dave Jorn (SE Missouri St., 1981)  
 Volunteer Assist. Coach: Christian Kowalchuk (Arkansas, 2011)  
 Student Asst. Coaches: ..... Tim Carver, Jake Wise  
 Dir. of Baseball Operations: ..... Clay Goodwin (Arkansas, 2005)  
 Athletic Trainer: ..... Corey Wood (East Carolina, 2008)  
 Strength & Conditioning: ..... Mike Strouhal  
 Managers: ..... Jordan Larkan  
 ..... Michael McCann

### HISTORY

First Year of Arkansas Baseball: ..... 1897  
 Years of Varsity Baseball at Arkansas: ..... 92  
 (1897, 1901-03, 05, 08-16, 19-20, 22-29, 47-15)  
 All-Time Program Record: ..... 2,077-1,315-6 (.611)  
 All-Time Conference Record/Years: ..... SEC: 354-337 (.506)/23  
 ..... SWC: 264-205 (.563)/24  
 ..... Combined: 619-539 (.531)/47  
 Conference Titles/Years: ..... SEC Overall: 2/1999, 2004  
 ..... SEC Western Division: 4/1999, 2004, 2007, 2011  
 ..... SWC: 2/1989, 1990  
 Conference Tournament Record/Years: ..... SEC: 28-37 (.420)/21  
 ..... SWC: 18-25 (.419)/14  
 ..... Combined: 46-62 (.423)/35  
 Conference Tournament Titles/Years: ..... SEC: None  
 ..... SWC: 1/1985  
 NCAA Postseason Appearances: ..... 28  
 (1973, 79-80, 83, 85-90, 95-96, 98-99, 2002-15)  
 NCAA Postseason Record: ..... 71-61 (.537)  
 College World Series Appearances: ..... 8  
 (1979, 1985, 1987, 1989, 2004, 2009, 2012, 2015)  
 College World Series Record: ..... 11-16 (.407)  
 NCAA Super Regional Appearances: ..... 6  
 ..... (2002, 2004, 2009, 2010, 2012, 2015)  
 NCAA Super Regional Record: ..... 9-6 (.600)  
 NCAA Regional Appearances: ..... 28  
 NCAA Regional Record: ..... 51-39 (.566)  
 Overall NCAA Regional Hosts: ..... 5 (1999, 2004, 2006, 2007, 2010)  
 Overall NCAA Super Regional Hosts: ..... 2 (2004, 2015)  
 Best NCAA Finish: ..... 1979 National Runner-up

## GAME CREDENTIALS

Members of the media should contact David Beall to request individual game credentials for Razorback baseball home games. Credential requests should be made no later than noon (CT) the day before the scheduled contest and should be directed by e-mail to David Beall. Credential requests for away games should be made to the communications contact of the home team. Only fully accredited personnel directly involved in the coverage of the game will be admitted. Credentials are non-transferable.

## INTERVIEW POLICY

Please direct all requests for interviews with coaches and players to David Beall. For home SEC weekends, Coach Dave Van Horn will hold his weekly press conference on Thursday with players and assistant coaches available following Thursday's practice. On road SEC weekends, Coach Van Horn will hold his weekly press conference on Wednesday with players and assistant coaches available following Wednesday's practice. Players are not available for interviews on gamedays, except for post-game interviews. Post-game press conferences are held in the indoor batting cages located down the third base line. Coach Van Horn will address the media first, followed by the two or three most requested Razorback players. In the event of a doubleheader, the only Arkansas player available between games for interviews is the starting pitcher of game one. The Arkansas clubhouse is off limits to the media at all times.

## E-MAIL UPDATES

Members of the media may request to be added to the Arkansas communications baseball e-mail group. Subscribers will receive game notes, game stories and other information. To subscribe, send a request to David Beall. Please identify yourself and your organization in your request as this service is only available to members of the media.

## GAMEDAY MEDIA SERVICES

The Arkansas communications staff provides scorecards, rosters, updated statistics and results for each team in the Baum Stadium press box prior to home games. Box scores, play-by-play and any postgame notes are disseminated approximately 10 minutes after the conclusion of the game. An Associated Press-style game story is also produced by the communications office. Members of the media may request these stories be sent to their organization via e-mail by contacting a member of the communications office.

## RAZORBACK SPORTS NETWORK

For the 24th consecutive season, every pitch of the Arkansas baseball season can be heard on the Razorback Sports Network from IMG College. The network spans the state of Arkansas and can also be heard in neighboring states as well as across the globe via the internet. The Razorback Baseball Radio Network is one of the largest collegiate baseball radio networks in the nation. With more than 20 affiliates, Razorback baseball games are never more than a dial away no matter where an Arkansas fan resides.

## PHOTOGRAPHERS

No cameras are allowed on the Baum Stadium playing surface during games. Photographers are encouraged to use the photo wells at the end of each dugout and behind home plate.

## RADIO AFFILIATES FROM IMG

Arkadelphia	KYXK-FM	106.9
Conway	KASR-FM	92.7
Crossett	KAGH-FM	104.9
El Dorado	KELD-FM	106.5
Fayetteville	KQSM-FM	92.1
Forrest City	KXJK-AM	950
Fort Smith	KHGG-FM	103.1
Fort Smith	KHGG-AM	1580
Glenwood	KWXI-FM	98.9
Glenwood	KWXI-AM	670
Helena	KFFA-AM	1360
Helena	KFFA-FM	103.1
Hope	KXAR-AM	(SEC Games) 1490
Little Rock	KABZ-FM	103.7
Little Rock	KHLR-FM	106.7
Marshall	KBCN-FM	104.3
Mena	KTTG-FM	96.3
Prescott	KTPA-AM	(SEC Games) 1370
Rogers	KURM-AM	790
Rogers	KURM-FM	100.3
Russellville	KARV-AM	610
Russellville	KARV-FM	101.3
Stuttgart	KWAK-FM	105.5
Texarkana, TX	KKTK-AM	1400



# GAME-BY-GAME HITTING

Date	Opponent	AB	R	H	RBI	2B	3B	HR	BB	IBB	SB	CS	HBP	SAC	SF	GDP	K	PO	A	E	Avg
Feb 13, 2015	NORTH DAKOTA	39	11	18	8	3	1	0	4	0	3	1	0	0	1	0	3	27	9	0	.462
Feb 14, 2015	NORTH DAKOTA	39	13	16	12	4	3	4	6	0	0	1	2	0	1	1	3	27	11	0	.436
Feb 14, 2015	NORTH DAKOTA	36	12	14	11	2	1	0	4	0	0	1	2	0	1	0	8	27	11	0	.421
Feb 20, 2015	vs UCF	35	5	11	5	1	0	2	4	0	0	1	1	0	1	1	7	27	7	1	.396
Feb 21, 2015	at South Alabama	39	7	14	5	3	0	0	2	0	2	0	1	1	0	1	6	27	15	0	.388
Feb 22, 2015	vs Maryland	36	6	10	6	0	0	2	3	0	0	0	0	0	0	1	6	24	13	5	.371
Mar 02, 2015	EASTERN ILLINOIS	24	4	7	3	1	1	0	4	0	0	0	0	0	0	1	5	21	11	0	.363
Mar 02, 2015	EASTERN ILLINOIS	22	8	5	8	1	0	2	7	0	1	0	0	0	1	0	5	21	9	1	.352
Mar 03, 2015	EASTERN ILLINOIS	27	7	9	3	1	0	1	10	0	1	0	0	1	0	2	6	27	10	0	.350
Mar 06, 2015	LOYOLA MARYMOUNT	28	2	8	1	1	0	0	4	0	0	2	0	0	0	0	9	27	4	1	.345
Mar 07, 2015	LOYOLA MARYMOUNT	34	13	14	11	1	0	1	5	0	3	0	1	0	2	2	4	27	14	1	.351
Mar 08, 2015	LOYOLA MARYMOUNT	29	0	3	0	0	0	0	5	0	0	0	2	0	0	1	3	27	13	0	.332
Mar 10, 2015	GONZAGA	30	2	4	1	1	1	0	6	0	0	0	0	1	0	1	7	27	9	0	.318
Mar 11, 2015	GONZAGA	36	5	10	5	3	1	2	0	0	0	1	0	0	0	1	2	27	17	3	.315
Mar 14, 2015	at Vanderbilt	46	7	12	7	2	1	2	3	0	0	0	1	0	2	1	14	34	7	2	.310
Mar 14, 2015	at Vanderbilt	32	1	7	1	2	0	1	2	0	0	0	0	0	0	2	13	24	11	2	.305
Mar 15, 2015	at Vanderbilt	28	0	3	0	0	0	0	4	0	1	0	2	1	0	1	7	25	5	0	.295
Mar 17, 2015	SOUTHEAST MISSOURI	31	4	8	4	4	0	0	6	0	1	0	3	0	0	0	7	27	11	2	.293
Mar 18, 2015	SOUTHEAST MISSOURI	37	11	12	9	3	0	1	10	0	1	1	0	0	1	1	7	27	16	2	.295
Mar 19, 2015	LSU	34	5	11	4	0	0	0	6	0	2	0	1	1	0	0	6	27	14	0	.296
Mar 20, 2015	LSU	32	3	7	3	0	0	1	3	0	1	0	0	0	1	1	7	27	17	1	.293
Mar 21, 2015	LSU	34	4	10	4	2	0	1	7	0	0	1	4	0	0	1	6	27	13	0	.293
Mar 24, 2015	vs Memphis	35	4	9	4	1	0	2	1	0	0	0	1	0	0	0	2	27	13	1	.291
Mar 25, 2015	at Memphis	32	7	8	6	2	1	1	7	0	3	0	0	1	1	1	6	27	17	2	.289
Mar 26, 2015	OLE MISS	37	10	15	9	4	1	0	1	0	3	0	0	1	3	0	4	27	7	0	.294
Mar 27, 2015	OLE MISS	36	4	9	4	0	0	1	4	0	3	1	1	1	0	0	10	27	7	0	.293
Mar 28, 2015	OLE MISS	30	5	7	4	0	0	1	4	0	1	0	2	0	0	0	7	27	9	2	.291
Mar 31, 2015	MISSOURI STATE	32	0	6	0	3	0	0	4	0	0	0	0	0	0	1	8	27	12	1	.287
Apr 03, 2015	at Auburn	37	10	13	10	4	0	2	1	0	2	1	1	0	1	1	6	27	9	1	.290
Apr 04, 2015	at Auburn	32	2	6	1	3	0	0	2	2	1	0	0	0	0	1	9	25	15	2	.286
Apr 05, 2015	at Auburn	38	6	11	6	1	0	1	7	2	1	0	0	1	0	0	3	27	14	0	.286
Apr 07, 2015	MISSISSIPPI VALLEY	35	8	11	8	1	1	1	5	0	0	0	2	0	0	1	4	27	12	0	.287
Apr 08, 2015	MISSISSIPPI VALLEY	41	14	17	14	3	0	3	8	0	0	0	1	0	0	0	6	27	7	1	.292
Apr 10, 2015	KENTUCKY	34	5	11	4	0	0	2	4	0	1	0	0	0	0	0	7	27	15	1	.293
Apr 11, 2015	KENTUCKY	35	4	7	2	3	0	0	2	0	0	0	1	0	0	0	6	27	13	1	.290
Apr 12, 2015	KENTUCKY	31	7	13	7	1	0	1	2	0	0	1	2	2	0	2	3	27	14	0	.293
Apr 14, 2015	STEPHEN F. AUSTIN	30	8	10	7	2	1	0	7	0	0	0	1	0	2	2	2	27	17	0	.294
Apr 15, 2015	STEPHEN F. AUSTIN	35	15	15	14	4	1	1	7	0	4	0	1	1	1	1	4	27	11	0	.298
Apr 18, 2015	at Texas A&M	35	6	8	6	0	0	1	5	0	0	1	0	0	0	0	14	24	9	0	.296
Apr 18, 2015	at Texas A&M	41	9	14	8	3	1	0	4	0	2	0	1	0	0	0	9	27	12	1	.298
Apr 19, 2015	at Texas A&M	31	8	9	8	2	0	0	3	0	2	0	0	1	1	0	7	21	8	0	.297
Apr 24, 2015	MISSISSIPPI STATE	30	7	9	6	2	0	1	7	0	1	0	1	1	0	3	10	27	9	0	.298
Apr 25, 2015	MISSISSIPPI STATE	30	6	8	6	2	0	0	5	1	0	0	2	1	0	1	5	27	14	0	.297
Apr 26, 2015	MISSISSIPPI STATE	32	1	6	1	0	0	0	4	0	1	0	2	0	0	1	8	27	18	2	.295
Apr 30, 2015	at Alabama	34	5	9	4	3	0	1	2	0	0	1	0	0	1	1	5	27	5	1	.294
May 1, 2015	at Alabama	33	8	7	6	2	0	0	6	0	2	0	1	0	0	1	7	27	9	0	.292
May 2, 2015	at Alabama	32	4	9	4	3	0	2	4	0	0	2	0	1	1	0	7	27	15	1	.292
May 08, 2015	TENNESSEE	33	4	8	4	1	0	2	3	0	0	1	0	1	0	0	7	27	10	1	.291
May 10, 2015	TENNESSEE	26	5	9	4	1	0	1	0	0	0	0	2	0	0	0	5	21	13	1	.292
May 12, 2015	at Creighton	35	6	12	4	1	1	1	6	0	0	3	0	0	0	2	6	27	11	1	.293
May 14, 2015	at Georgia	33	1	8	1	0	0	0	2	0	0	0	2	0	0	2	8	24	8	4	.292
May 15, 2015	at Georgia	40	9	13	6	3	0	2	1	0	1	0	1	3	1	0	6	27	14	0	.293
May 16, 2015	at Georgia	33	8	9	8	3	0	0	4	0	1	0	2	1	1	1	3	27	14	0	.292
May 19, 2015	vs Tennessee	34	2	10	2	2	0	0	5	0	1	1	4	1	0	0	8	27	10	0	.292
May 20, 2015	vs Florida	34	7	10	7	1	1	2	7	1	0	1	2	0	1	1	11	27	14	2	.292
May 21, 2015	vs LSU	35	5	8	4	0	0	0	3	0	0	0	0	0	0	0	6	27	8	6	.291
May 22, 2015	vs Florida	22	0	3	0	0	0	0	3	0	2	0	0	1	0	1	11	20	12	1	.289
May 29, 2015	vs Oral Roberts	31	8	12	8	3	1	0	1	0	1	1	0	1	0	2	3	27	4	0	.291
May 30, 2015	at Oklahoma State	34	7	8	4	1	0	0	4	0	2	0	0	1	0	1	7	27	9	1	.290
May 31, 2015	vs St. John's	33	4	11	4	1	0	1	2	1	0	0	0	2	1	2	5	27	13	1	.291
Jun 05, 2015	MISSOURI STATE	40	18	18	18	4	0	2	7	1	1	0	1	1	3	1	4	27	12	2	.294
Jun 06, 2015	MISSOURI STATE	27	1	1	0	0	0	0	4	0	0	0	0	0	0	1	8	27	9	0	.290
Jun 07, 2015	MISSOURI STATE	33	3	7	3	0	0	0	2	0	1	0	1	0	1	0	5	27	6	1	.289
Jun 13, 2015	vs Virginia	30	3	7	3	1	0	1	3	0	1	0	2	0	1	3	7	27	14	0	.288
Jun 15, 2015	vs Miami	35	3	9	3	1	0	0	5	1	1	0	0	1	0	1	8	24	9	4	.288
Totals		2164	387	623	343	107	18	53	273	9	55	23	57	29	31	54	418	1712	728	63	.288

**GAME-BY-GAME PITCHING**

Date	Opponent	IP	H	R	ER	BB	SO	2B	3B	HR	WP	BK	HBP	DP	IBB	Score	W	L	SV	ERA
Feb 13, 2015	NORTH DAKOTA	9.0	7	4	4	5	13	2	0	0	0	0	2	0	0	11-4	1	0	0	4.00
Feb 14, 2015	NORTH DAKOTA	9.0	5	2	2	1	13	0	0	1	0	0	1	1	0	13-2	2	0	0	3.00
Feb 14, 2015	NORTH DAKOTA	9.0	7	1	1	4	13	0	0	0	0	0	1	2	0	12-1	3	0	0	2.33
Feb 20, 2015	vs UCF	9.0	13	9	9	7	11	4	0	1	2	0	1	0	0	5-9	3	1	0	4.00
Feb 21, 2015	at South Alabama	9.0	5	0	0	9	4	0	0	0	1	0	0	5	0	7-0	4	1	0	3.20
Feb 22, 2015	vs Maryland	8.0	13	13	7	4	7	1	0	0	2	1	3	1	0	6-13	4	2	0	3.91
Mar 02, 2015	EASTERN ILLINOIS	7.0	3	1	1	3	5	0	0	0	2	0	2	3	0	4-1	5	2	1	3.60
Mar 02, 2015	EASTERN ILLINOIS	7.0	3	1	0	5	7	0	0	0	0	0	0	1	0	8-1	6	2	1	3.22
Mar 03, 2015	EASTERN ILLINOIS	9.0	2	0	0	4	10	0	0	0	1	1	1	0	0	7-0	7	2	1	2.84
Mar 06, 2015	LOYOLA MARYMOUNT	9.0	5	1	1	1	8	0	0	0	1	1	1	0	0	2-1	8	2	1	2.65
Mar 07, 2015	LOYOLA MARYMOUNT	9.0	7	7	6	3	13	2	0	1	1	0	3	1	0	13-7	9	2	1	2.97
Mar 08, 2015	LOYOLA MARYMOUNT	9.0	11	9	9	5	6	1	0	4	0	0	2	0	0	0-9	9	3	1	3.50
Mar 10, 2015	GONZAGA	9.0	7	6	6	6	10	2	0	1	1	0	1	1	1	2-6	9	4	1	3.70
Mar 11, 2015	GONZAGA	9.0	10	15	14	13	6	0	0	0	4	0	3	3	0	5-15	9	5	1	4.46
Mar 14, 2015	at Vanderbilt	11.1	11	8	5	9	15	1	1	1	1	0	1	1	0	7-8	9	6	1	4.42
Mar 14, 2015	at Vanderbilt	8.0	13	9	5	6	7	3	0	1	1	0	5	1	0	1-9	9	7	1	4.49
Mar 15, 2015	at Vanderbilt	8.1	3	1	1	2	8	1	0	0	0	0	0	0	2	0-1	9	8	1	4.30
Mar 17, 2015	SOUTHEAST MISSOURI	9.0	5	3	1	5	8	0	0	0	0	0	0	0	0	4-3	10	8	1	4.11
Mar 18, 2015	SOUTHEAST MISSOURI	9.0	14	12	10	6	5	2	0	1	1	0	1	2	0	11-12	10	9	1	4.43
Mar 19, 2015	LSU	9.0	7	1	1	1	6	1	0	1	0	0	0	2	0	5-1	11	9	2	4.25
Mar 20, 2015	LSU	9.0	21	16	16	7	2	1	1	1	0	0	1	2	0	3-16	11	10	2	4.82
Mar 21, 2015	LSU	9.0	15	7	7	4	3	3	0	2	0	0	1	1	0	4-7	11	11	2	4.93
Mar 24, 2015	vs Memphis	9.0	9	5	5	1	8	4	1	0	0	0	1	0	0	4-5	11	12	2	4.93
Mar 25, 2015	at Memphis	9.0	11	3	2	2	3	1	0	0	1	0	1	2	0	7-3	12	12	2	4.80
Mar 26, 2015	OLE MISS	9.0	5	3	3	8	14	0	0	0	0	0	1	1	0	10-3	13	12	2	4.73
Mar 27, 2015	OLE MISS	9.0	9	5	5	6	9	0	0	2	1	0	1	0	0	4-5	13	13	2	4.74
Mar 28, 2015	OLE MISS	9.0	7	2	1	5	12	1	0	0	1	0	0	0	0	5-2	14	13	3	4.60
Mar 31, 2015	MISSOURI STATE	9.0	6	2	1	3	9	2	0	0	0	1	3	0	0	0-2	14	14	3	4.47
Apr 03, 2015	at Auburn	9.0	10	7	6	6	8	3	0	0	0	0	0	0	1	10-7	15	14	3	4.52
Apr 04, 2015	at Auburn	8.1	7	3	1	4	3	0	0	0	0	0	2	1	1	2-3	15	15	3	4.42
Apr 05, 2015	at Auburn	9.0	11	4	4	6	2	2	0	0	0	0	2	2	0	6-4	16	15	4	4.40
Apr 07, 2015	MISSISSIPPI VALLEY	9.0	3	1	1	2	10	0	0	1	0	0	1	0	0	8-1	17	15	4	4.29
Apr 08, 2015	MISSISSIPPI VALLEY	9.0	9	0	0	5	12	0	0	0	1	0	1	1	0	14-0	18	15	4	4.16
Apr 10, 2015	KENTUCKY	9.0	9	3	3	3	6	1	0	1	0	0	2	2	0	5-3	19	15	5	4.13
Apr 11, 2015	KENTUCKY	9.0	15	16	16	11	8	1	1	1	3	0	6	4	0	4-16	19	16	5	4.47
Apr 12, 2015	KENTUCKY	9.0	5	3	3	1	5	0	0	1	0	0	0	1	0	7-3	20	16	5	4.43
Apr 14, 2015	STEPHEN F. AUSTIN	9.0	8	2	2	2	6	0	0	1	1	0	0	1	0	8-2	21	16	5	4.36
Apr 15, 2015	STEPHEN F. AUSTIN	9.0	9	3	3	5	4	0	0	1	0	0	1	2	0	15-3	22	16	5	4.33
Apr 18, 2015	at Texas A&M	8.0	16	13	13	4	6	6	0	1	1	2	2	1	0	6-13	22	17	5	4.57
Apr 18, 2015	at Texas A&M	9.0	8	8	8	7	9	0	0	2	2	0	2	0	0	9-8	23	17	6	4.65
Apr 19, 2015	at Texas A&M	7.0	7	2	2	6	6	1	0	0	0	0	0	1	0	8-2	24	17	6	4.61
Apr 24, 2015	MISSISSIPPI STATE	9.0	15	6	6	3	11	1	0	1	0	0	1	0	0	7-6	25	17	6	4.65
Apr 25, 2015	MISSISSIPPI STATE	9.0	4	1	1	5	7	1	0	0	5	0	1	0	0	6-1	26	17	6	4.56
Apr 26, 2015	MISSISSIPPI STATE	9.0	11	2	1	3	1	0	0	0	1	0	0	1	0	1-2	26	18	6	4.48
Apr 30, 2015	at Alabama	9.0	8	1	1	2	14	2	0	0	3	0	0	0	0	5-1	27	18	7	4.40
May 1, 2015	at Alabama	9.0	12	4	3	7	12	1	0	0	0	0	0	1	0	8-4	28	18	8	4.37
May 2, 2015	at Alabama	9.0	2	0	0	1	2	0	0	0	0	0	0	1	0	4-0	29	18	8	4.27
May 08, 2015	TENNESSEE	9.0	10	5	4	2	8	2	0	1	1	0	2	1	0	4-5	29	19	8	4.27
May 10, 2015	TENNESSEE	7.0	3	2	2	0	3	0	0	1	0	0	0	0	0	5-2	30	19	9	4.24
May 12, 2015	at Creighton	9.0	7	2	2	2	4	1	0	0	0	0	1	1	0	6-2	31	19	10	4.19
May 14, 2015	at Georgia	8.0	9	10	7	7	8	3	0	0	0	0	1	0	0	1-10	31	20	10	4.26
May 15, 2015	at Georgia	9.0	5	0	0	5	6	2	0	0	0	0	0	2	0	9-0	32	20	10	4.18
May 16, 2015	at Georgia	9.0	6	1	1	1	10	1	1	0	0	0	1	0	0	8-1	33	20	10	4.11
May 19, 2015	vs Tennessee	9.0	4	1	1	0	7	2	0	0	0	0	1	0	0	2-1	34	20	10	4.05
May 20, 2015	vs Florida	9.0	8	6	6	6	6	3	0	0	3	0	2	2	0	7-6	35	20	11	4.09
May 21, 2015	vs LSU	9.0	12	10	3	1	4	4	0	0	1	1	0	0	0	5-10	35	21	11	4.07
May 22, 2015	vs Florida	6.2	11	10	8	5	2	1	1	0	1	0	1	1	0	0-10	35	22	11	4.16
May 29, 2015	vs Oral Roberts	9.0	12	6	6	2	10	2	0	1	1	0	0	0	0	8-6	36	22	12	4.19
May 30, 2015	at Oklahoma State	9.0	6	5	4	9	8	1	0	1	2	0	0	1	0	7-5	37	22	13	4.19
May 31, 2015	vs St. John's	9.0	5	3	2	4	8	1	0	0	0	0	0	2	0	4-3	38	22	14	4.15
Jun 05, 2015	MISSOURI STATE	9.0	10	4	4	3	2	1	0	2	0	0	1	3	0	18-4	39	22	14	4.15
Jun 06, 2015	MISSOURI STATE	9.0	7	3	3	8	7	0	0	0	1	0	1	1	0	1-3	39	23	14	4.13
Jun 07, 2015	MISSOURI STATE	9.0	8	2	1	3	12	1	0	0	0	1	0	0	0	3-2	40	23	15	4.08
Jun 13, 2015	vs Virginia	9.0	10	5	5	2	7	2	0	1	0	0	1	1	0	3-5	40	24	15	4.09
Jun 15, 2015	vs Miami	8.0	7	4	3	4	5	2	0	1	0	0	0	0	1	3-4	40	25	15	4.08
<b>Totals</b>		<b>570.2</b>	<b>543</b>	<b>304</b>	<b>259</b>	<b>282</b>	<b>484</b>	<b>80</b>	<b>6</b>	<b>35</b>	<b>48</b>	<b>8</b>	<b>70</b>	<b>64</b>	<b>6</b>	<b>387-304</b>	<b>40</b>	<b>25</b>	<b>15</b>	<b>4.08</b>





# PITCHERS / GAME-BY-GAME (Career-highs listed under name)

## 11 • Keaton McKinney

Innings: 9.0, 2x, last at Alabama (05/03/15)  
Strikeouts: 5 vs Kentucky (04/12/15)

Date	Opponent	S/R	Result	IP	H	R-ER	BB-K
02/13	North Dakota	R	--	3.1	4	1-1	1-2
02/22	Maryland	S	--	5.0	3	1-1	2-4
03/03	E. Illinois	S	W	4.0	1	0-0	3-3
03/08	Loyola Marymount	S	L	3.1	3	4-4	1-3
03/14	Vanderbilt	S	--	2.0	6	3-3	1-1
03/17	SE Missouri State	S	--	5.0	1	1-1	3-3
03/20	LSU	R	--	1.0	5	4-4	1-0
03/25	Memphis	S	--	4.0	6	2-1	1-2
03/28	Ole Miss	S	--	3.0	1	1-0	2-4
03/31	Missouri State	R	--	2.0	0	0-0	1-2
04/05	Auburn	S	--	3.1	5	2-2	2-0
04/12	Kentucky	S	W	9.0	5	3-3	1-5
04/19	Texas A&M	S	W	5.1	7	2-2	4-3
04/26	Mississippi State	S	--	5.1	6	1-0	2-1
05/02	Alabama	S	W	9.0	2	0-0	1-2
05/10	Tennessee	S	W	4.2	3	2-2	0-2
05/15	Georgia	S	W	7.0	4	0-0	3-4
05/20	Florida	S	--	1.0	0	3-3	3-1
05/30	Oklahoma State	S	--	4.0	4	2-2	2-1
06/06	Missouri State	S	L	1.1	3	1-1	3-0
06/15	Miami	S	--	4.1	2	1-1	1-3

## 13 • Josh Alberius

Innings: 4.0 vs Memphis (03/24/15)  
Strikeouts: 3, 3x, last vs Memphis (03/24/15)

Date	Opponent	S/R	Result	IP	H	R-ER	BB-K
02/14	North Dakota	R	--	0.2	0	0-0	1-1
02/22	Maryland	R	--	1.0	1	1-1	0-1
03/02	E. Illinois	R	W	3.0	0	0-0	0-2
03/08	Loyola Marymount	R	--	1.0	0	0-0	0-1
03/10	Gonzaga	R	L	2.2	4	1-1	0-3
03/11	Gonzaga	R	--	0.1	2	0-0	1-0
03/15	Vanderbilt	R	L	1.1	2	1-1	0-2
03/17	SE Missouri State	R	--	1.0	1	0-0	1-0
03/20	LSU	R	--	2.0	1	0-0	0-0
03/24	Memphis	R	--	4.0	3	0-0	0-3
03/27	Ole Miss	R	--	1.0	1	0-0	0-0
03/28	Ole Miss	R	--	0.2	0	0-0	2-0
04/05	Auburn	R	--	1.0	2	1-1	1-0
04/07	Miss Valley State	R	--	3.0	2	1-1	0-3
04/14	Stephen F. Austin	R	--	1.0	0	0-0	1-0
04/26	Mississippi State	R	--	0.2	1	0-0	0-0
05/12	Creighton	R	--	1.1	2	1-1	0-1
05/16	Georgia	R	--	2.0	0	0-0	0-1
05/20	Florida	R	--	0.2	3	3-3	1-1
05/22	Florida	R	--	1.0	2	3-3	2-0
05/29	Oral Roberts	R	S	0.1	0	0-0	0-0
05/31	St. John's	R	--	1.1	4	2-1	0-1

## 21 • Trey Killian

Innings: 9.0 vs Alabama (03/22/14)  
Strikeouts: 9, 3x, last at Alabama (04/30/15)

Date	Opponent	S/R	Result	IP	H	R-ER	BB-K
03/06	Loyola Marymount	S	--	3.2	4	1-1	0-3
03/15	Vanderbilt	S	--	7.0	0	0-0	0-6
03/21	LSU	S	L	6.0	9	3-3	1-1
03/27	Ole Miss	S	L	5.0	6	5-5	4-6
04/03	Auburn	S	--	6.0	8	5-4	2-3
04/10	Kentucky	S	W	6.0	6	1-1	2-4
04/18	Texas A&M	S	L	4.2	11	11-11	2-3
04/24	Mississippi State	S	--	5.1	9	4-4	2-4
04/30	Alabama	S	W	6.1	7	1-1	1-9
04/08	Tennessee	S	--	6.0	6	2-1	2-3

05/14	Georgia	S	L	5.0	6	5-4	4-3
05/19	Tennessee	S	--	7.2	4	1-1	0-5
05/29	Oral Roberts	S	--	5.0	8	3-3	1-5
06/05	Missouri State	S	W	6.0	8	3-3	1-1
06/13	Virginia	S	L	7.1	7	4-4	2-6

## 25 • Dominic Taccolini

Innings: 7.0, 2x, last at Auburn (04/04/15)  
Strikeouts: 9 vs Loyola Marymount (03/07/15)

Date	Opponent	S/R	Result	IP	H	R-ER	BB-K
02/14	North Dakota	S	W	6.0	4	2-2	0-8
02/20	UCF	S	L	4.0	4	3-3	3-6
03/02	Eastern Illinois	S	W	6.0	2	1-1	2-4
03/07	Loyola Marymount	S	W	7.0	5	2-2	0-9
03/14	Vanderbilt	S	L	4.2	8	7-3	3-2
03/19	LSU	S	W	6.0	6	1-1	1-2
03/26	Ole Miss	S	W	5.2	3	3-3	6-7
04/04	Auburn	S	--	7.0	5	2-1	3-3
04/11	Kentucky	S	L	2.2	6	8-8	4-3
04/18	Texas A&M	S	--	5.1	7	6-6	4-6
04/25	Mississippi State	S	W	6.2	4	1-1	4-5
05/01	Alabama	S	--	4.0	3	2-2	5-6
05/10	Tennessee	R	S	2.1	0	0-0	0-1
05/12	Creighton	R	S	2.2	2	0-0	0-2
05/15	Georgia	R	--	2.0	1	0-0	2-2
05/20	Florida	R	--	3.0	2	0-0	2-1
05/22	Florida	S	L	2.0	5	5-4	2-0

## 28 • James Teague

Innings: 7.0 vs Stephen F. Austin (04/14/15)  
Strikeouts: 6 vs Miss Valley State (04/08/15)

Date	Opponent	S/R	Result	IP	H	R-ER	BB-K
02/13	North Dakota	S	--	2.1	1	3-3	2-3
02/20	UCF	R	--	2.2	4	2-2	3-4
03/02	Eastern Illinois	R	--	0.1	0	0-0	1-0
03/10	Gonzaga	S	--	3.0	0	2-2	4-2
03/14	Vanderbilt	R	--	2.1	1	0-0	1-4
03/20	LSU	S	L	3.0	7	4-4	2-0
03/25	Memphis	R	W	5.0	5	1-1	1-1
03/31	Missouri State	S	L	4.0	3	2-1	2-5
04/05	Auburn	R	--	1.2	1	0-0	1-0
04/08	Miss Valley State	S	W	4.0	2	0-0	3-6
04/14	Stephen F. Austin	S	W	7.0	6	1-1	1-4
04/18	Texas A&M	R	S	0.2	0	0-0	0-1
04/25	Mississippi State	R	--	2.0	0	0-0	1-2
04/26	Mississippi State	R	--	0.1	0	0-0	0-0
05/01	Alabama	R	S	2.1	4	1-1	2-3
04/08	Tennessee	R	L	0.1	4	3-3	0-1
05/12	Creighton	S	--	2.0	0	0-0	0-1
05/16	Georgia	S	W	4.1	3	0-0	0-4
05/21	LSU	S	L	2.0	6	6-2	1-0
05/30	Oklahoma State	R	W	3.0	2	2-2	4-2
05/31	St. John's	R	W	1.2	0	0-0	1-1
06/05	Missouri State	R	--	1.0	1	0-0	1-1
06/07	Missouri State	S	--	4.0	5	1-0	2-4

## 30 • Jacob Stone

Innings: 5.0, 2x, last vs Stephen F. Austin (04/15/15)  
Strikeouts: 5 vs Miss Valley State (04/07/15)

Date	Opponent	S/R	Result	IP	H	R-ER	BB-K
02/14	North Dakota	R	--	1.1	0	0-0	1-1
02/22	Maryland	R	L	0.2	6	6-6	0-1
03/02	Eastern Illinois	R	S	1.0	1	0-0	1-1
03/08	Loyola Marymount	R	--	1.0	1	0-0	0-0
03/10	Gonzaga	R	--	2.0	2	2-2	2-2
03/14	Vanderbilt	R	L	2.2	2	1-1	2-3
03/17	SE Missouri State	R	W	1.0	0	0-0	0-1

03/18	SE Missouri State	R	--	1.0	0	0-0	1-0
03/21	LSU	R	--	2.0	3	2-2	2-2
03/27	Ole Miss	R	--	2.0	1	0-0	2-3
04/04	Auburn	R	--	0.0	0	0-0	1-0
04/07	Miss Valley State	S	W	5.0	1	0-0	2-5
04/11	Kentucky	R	--	2.1	5	4-4	2-2
04/15	Stephen F. Austin	S	W	5.0	3	0-0	1-3
04/18	Texas A&M	R	--	1.0	1	1-1	1-0
05/14	Georgia	R	--	1.0	2	3-3	2-1
05/21	LSU	R	--	2.0	2	0-0	0-3
05/22	Florida	R	--	0.2	1	0-0	0-0
06/05	Missouri State	R	--	1.0	0	1-1	1-0

## 32 • Zach Jackson

Innings: 5.1 vs Loyola Marymount (03/05/15)  
Strikeouts: 8 vs North Dakota (02/14/15)

Date	Opponent	S/R	Result	IP	H	R-ER	BB-K
02/14	North Dakota	S	W	4.0	5	1-1	2-8
02/21	South Alabama	S	--	3.0	3	0-0	5-2
03/02	Eastern Illinois	S	--	1.2	1	0-0	4-2
03/06	Loyola Marymount	R	W	5.1	1	0-0	1-5
03/14	Vanderbilt	R	--	4.1	2	4-1	5-7
03/19	LSU	R	S	3.0	1	0-0	0-4
03/21	LSU	R	--	1.0	3	2-2	1-0
03/26	Ole Miss	R	--	2.1	2	0-0	2-6
03/28	Ole Miss	R	S	2.1	1	0-0	1-3
04/03	Auburn	R	W	3.0	2	2-2	2-4
04/05	Auburn	R	S	0.2	1	0-0	1-1
04/10	Kentucky	R	S	3.0	3	2-2	1-2
04/18	Texas A&M	R	--	0.1	1	2-2	2-1
04/19	Texas A&M	R	--	1.2	0	0-0	2-3
04/25	Mississippi State	R	W	3.2	6	2-2	1-7
04/30	Alabama	R	S	2.2	1	0-0	1-5
04/08	Tennessee	R	--	2.2	0	0-0	0-4
05/16	Georgia	R	--	1.0	1	0-0	0-2
05/19	Tennessee	R	W	1.1	0	0-0	0-2
05/20	Florida	R	S	1.0	1	0-0	0-1
05/29	Oral Roberts	R	--	1.0	1	0-0	0-2
05/30	Oklahoma State	R	S	2.0	0	0-1	3-5
05/31	St. John's	R	S	1.0	0	0-0	0-3
06/06	Missouri State	R	--	1.0	1	0-0	1-1
06/07	Missouri State	R	S	3.2	1	0-0	0-6
06/13	Virginia	R	--	1.2	3	1-1	0-1
06/15	Miami	R	L	1.2	2	1-1	1-1

## 34 • Parker Sanburn

Innings: 2.0 vs North Dakota (02/14/15)  
Strikeouts: 3, 3x, last vs Miss Valley State (04/08/15)

Date	Opponent	S/R	Result	IP	H	R-ER	BB-K
02/14	North Dakota	R	--	2.0	0	0-0	1-3
02/21	South Alabama	R	--	1.0	0	0-0	0-1
02/22	Maryland	R	--	1.0	1	1-1	1-0
03/03	Eastern Illinois	R	--	1.0	0	0-0	0-1
03/07	Loyola Marymount	R	--	1.1	1	4-3	1-3
03/11	Gonzaga	R	L	0.0	0	2-2	2-0
03/14	Vanderbilt	R	--	0.1	2	2-2	1-1
03/18	SE Missouri State	R	--	0.1	3	4-4	2-0
04/08	Miss Valley State	R	--	1.0	1	0-0	0-3
04/11	Kentucky	R	--	0.1	2	3-3	1-1
05/14	Georgia	R	--	0.1	0	0-0	0-0

**PITCHERS / GAME-BY-GAME**
**35 • Jackson Lowery**

 Innings: 6.2 vs Missouri State (06/06/15)  
 Strikeouts: 5, 2x, last vs Ole Miss (03/28/15)

Date	Opponent	S/R	Result	IP	H	R-ER	BB-K
02/14	North Dakota	R	--	2.0	2	0-0	0-1
02/21	South Alabama	R	W	3.0	1	0-0	2-0
03/02	Eastern Illinois	R	--	2.0	2	1-0	0-3
03/08	Loyola Marymount	R	--	1.0	2	2-2	1-0
03/11	Gonzaga	R	--	3.0	2	1-1	1-2
03/18	SE Missouri State	S	--	3.1	6	4-4	2-0
03/24	Memphis	S	--	2.0	4	4-4	0-2
03/28	Ole Miss	R	W	3.0	5	1-1	0-5
03/31	Missouri State	R	--	2.0	2	0-0	0-1
04/05	Auburn	R	W	2.1	2	1-1	1-1
04/15	Stephen F. Austin	R	--	2.0	2	1-1	1-1
04/18	Texas A&M	R	W	2.2	0	0-0	1-1
04/26	Mississippi State	R	L	2.2	4	1-1	1-0
05/01	Alabama	R	W	2.2	5	1-0	0-3
05/12	Creighton	R	--	2.0	1	0-0	1-0
05/16	Georgia	R	--	1.2	2	1-1	1-3
05/20	Florida	R	W	1.0	1	0-0	0-0
05/21	LSU	R	--	5.0	4	4-1	0-1
05/29	Oral Roberts	R	W	2.0	1	0-0	0-2
05/31	St. John's	S	--	5.0	1	1-1	3-3
06/06	Missouri State	R	--	6.2	3	2-2	4-6
06/15	Miami	R	--	1.2	2	1-1	2-1

**36 • Cannon Chadwick**

 Innings: 3.0 vs Gonzaga (03/11/15)  
 Strikeouts: 3 vs North Dakota (02/13/15)

Date	Opponent	S/R	Result	IP	H	R-ER	BB-K
02/13	North Dakota	R	W	1.1	1	0-0	1-3
02/20	UCF	R	--	2.0	2	1-1	1-1
02/22	Maryland	R	--	0.1	0	0-0	0-1
03/03	Eastern Illinois	R	--	1.0	0	0-0	1-0
03/07	Loyola Marymount	R	--	0.1	0	1-1	1-0
03/08	Loyola Marymount	R	--	0.2	0	0-0	0-1
03/11	Gonzaga	S	--	3.0	2	2-1	5-1
03/18	SE Missouri State	R	--	1.2	2	1-1	1-1
03/20	LSU	R	--	2.0	5	6-6	2-2
04/08	Miss Valley State	R	--	1.0	3	0-0	0-0
04/11	Kentucky	R	--	1.1	1	0-0	3-0
04/15	Stephen F. Austin	R	--	0.2	4	2-2	2-0

**38 • Lance Phillips**

 Innings: 3.0, 2x, last vs Florida (05/22/15)  
 Strikeouts: 4 vs SE Missouri State (03/17/15)

Date	Opponent	S/R	Result	IP	H	R-ER	BB-K
02/14	North Dakota	R	--	1.0	1	0-0	0-2
02/21	South Alabama	R	--	2.0	1	0-0	2-1
03/03	Eastern Illinois	R	--	1.0	0	0-0	0-2
03/08	Loyola Marymount	R	--	1.2	3	0-0	0-0
03/10	Gonzaga	R	--	1.1	1	1-1	0-3
03/11	Gonzaga	R	--	0.2	1	3-3	1-0
03/15	Vanderbilt	R	--	0.0	1	0-0	2-0
03/17	SE Missouri State	R	--	2.0	3	2-0	1-4
03/18	SE Missouri State	R	L	1-0	1	2-0	0-1
03/24	Memphis	R	L	3.0	2	1-1	1-1
03/26	Ole Miss	R	--	1.0	0	0-0	0-1
03/27	Ole Miss	R	--	1.0	1	0-0	0-0
03/31	Missouri State	R	--	1.0	1	0-0	0-1
04/04	Auburn	R	L	1.1	2	1-0	0-0
04/15	Stephen F. Austin	R	--	1.1	0	0-0	1-0
04/18	Texas A&M	R	--	2.0	4	1-1	0-3
04/25	Mississippi State	R	--	0.1	0	0-0	0-0
05/12	Creighton	R	W	1.0	2	1-1	1-0
05/14	Georgia	R	--	1.0	1	2-0	0-2

05/20	Florida	R	--	2.1	1	0-0	0-2
05/22	Florida	R	--	3.0	3	2-1	1-2
05/29	Oral Roberts	R	--	0.2	2	3-3	1-1
06/05	Missouri State	R	--	1.0	1	0-0	0-0
06/07	Missouri State	R	W	1.1	2	1-1	1-2
06/15	Miami	R	--	0.1	1	1-0	0-0

**39 • Kyle Pate**

 Innings: 1.1 vs Kentucky (04/11/15)  
 Strikeouts: 2, 5x, last at Georgia (04/14/15)

Date	Opponent	S/R	Result	IP	H	R-ER	BB-K
02/14	North Dakota	R	--	1.0	0	0-0	0-2
02/20	UCF	R	--	0.1	3	3-3	0-0
02/22	Maryland	R	--	0.0	1	1-0	0-0
03/03	Eastern Illinois	R	--	1.0	0	0-0	0-2
03/07	Loyola Marymount	R	--	0.1	1	0-0	1-1
03/08	Loyola Marymount	R	--	0-0	1	1-1	2-0
03/11	Gonzaga	R	--	0.2	2	3-3	2-1
04/07	Miss Valley State	R	--	1.0	0	0-0	0-2
04/08	Miss Valley State	R	--	1.0	1	0-0	2-1
04/11	Kentucky	R	--	1.1	0	0-0	1-1
04/14	Stephen F. Austin	R	--	1.0	2	1-1	0-2
05/14	Georgia	R	--	0.2	0	0-0	1-2

**48 • Jonah Patten**

 Innings: 3.0 at Vanderbilt (03/14/15)  
 Strikeouts: 5 vs North Dakota (02/13/15)

Date	Opponent	S/R	Result	IP	H	R-ER	BB-K
02/13	North Dakota	R	--	2.0	1	0-0	1-5
02/22	Maryland	R	--	0.0	1	3-2	1-0
03/03	Eastern Illinois	R	--	1.0	1	0-0	0-2
03/08	Loyola Marymount	R	--	0.1	1	2-2	1-1
03/11	Gonzaga	R	--	1.1	1	4-4	1-2
03/14	Vanderbilt	R	--	3.0	3	0-0	2-4
03/18	SE Missouri State	R	--	1.2	2	1-1	0-3
03/20	LSU	R	--	1.0	3	2-2	2-0
04/08	Miss Valley State	R	--	2.0	2	0-0	0-2
04/11	Kentucky	R	--	1.0	1	1-1	0-1
04/18	Texas A&M	R	--	0.1	0	0-0	1-0



## IMPACT HITTERS SEASON / CAREER SINGLE GAME HIGHS

### 1 • Rick Nomura

#### Season / Career Highs

Hits.....3, 5x, last vs Miami (06/15/15)  
Runs.....3, 2x, last vs Florida (05/20/15)  
RBI.....2, 2x, last vs Kentucky (04/12/15)  
Home Runs.....1, 4x, last vs Tennessee (05/10/15)  
Walks.....2, 3x, last at Texas A&M (04/18/15)  
Strikeouts.....2, 4x, last vs Virginia (06/13/15)

### 3 • Michael Bernal

#### 2015 Season Highs

Hits.....4 at Georgia (05/15/15)  
Runs.....2, 2x, last at Georgia (05/15/15)  
RBI.....4, 2x, last at Texas A&M (04/18/15)  
Home Runs.....1, 4x, last at Alabama (04/30/15)  
Walks.....2, 5x, last vs Stephen F. Austin (04/14/15)  
Strikeouts.....3 at Texas A&M (04/18/15)

#### Career Highs

Hits.....4 at Georgia (05/15/15)  
Runs.....3 vs Eastern Illinois (02/22/14)  
RBI.....4, 2x, last at Texas A&M (04/18/15)  
Home Runs.....1, 6x, last at Alabama (04/30/15)  
Walks.....2, 6x, last vs Stephen F. Austin (04/14/15)  
Strikeouts.....3, 2x, last at Texas A&M (04/18/15)

### 5 • Brett McAfee

#### 2015 Season Highs

Hits.....4 vs Stephen F. Austin (04/15/15)  
Runs.....3 vs North Dakota (02/14/15)  
RBI.....3, 2x, last vs Mississippi State (04/25/15)  
Home Runs.....1, 2x, last vs Maryland (02/22/15)  
Walks.....2, 2x, last vs Mississippi State (04/24/15)  
Strikeouts.....3, 2x, last at Oklahoma State (05/30/15)

#### Career Highs

Hits.....4 vs Stephen F. Austin (04/15/15)  
Runs.....3 vs North Dakota (02/14/15)  
RBI.....3, 3x, last vs Mississippi State (04/25/15)  
Home Runs.....1, 3x, last vs Maryland (02/22/15)  
Walks.....2, 2x, last vs Mississippi State (04/24/15)  
Strikeouts.....3, 2x, last at Oklahoma State (05/30/15)

### 7 • Bobby Wernes

#### 2015 Season Highs

Hits.....2, 19x, last vs Florida (05/20/15)  
Runs.....3, 2x, last at Georgia (05/15/15)  
RBI.....4 vs Stephen F. Austin (04/15/15)  
Home Runs.....1, 5x, last vs Florida (05/20/15)  
Walks.....3 vs SE Missouri State (03/18/15)  
Strikeouts.....3 vs Florida (05/22/15)

#### Career Highs

Hits.....3, 2x, last at Ole Miss (05/04/14)  
Runs.....3, 2x, last at Georgia (05/15/15)  
RBI.....4 vs Stephen F. Austin (04/15/15)  
Home Runs.....1, 5x, last vs Florida (05/20/15)  
Walks.....3 vs SE Missouri State (03/18/15)  
Strikeouts.....3, 3x, last vs Florida (05/22/15)

### 8 • Tyler Spoon

#### 2015 Season Highs

Hits.....4 vs Miss Valley State (04/07/15)  
Runs.....2, 9x, last vs Miami (06/15/15)  
RBI.....3, 6x, last vs Missouri State (06/05/15)  
Home Runs.....1, 6x, last vs St. John's (05/31/15)  
Walks.....2, 2x, last vs Stephen F. Austin (04/15/15)  
Strikeouts.....3, 2x, last vs Florida (05/20/15)

#### Career Highs

Hits.....4 vs Miss Valley State (04/07/15)  
Runs.....3 at Florida (03/16/14)  
RBI.....5 at South Carolina (03/22/13)  
Home Runs.....1, 13x, last vs St. John's (05/31/15)  
Walks.....2, 12x, last vs Stephen F. Austin (04/15/15)  
Strikeouts.....3, 2x, last vs Florida (05/20/15)

### 9 • Clark Eagan

#### 2015 Season Highs

Hits.....3, 6x, last at Alabama (05/02/15)  
Runs.....3, 5x, last at Alabama (05/01/15)  
RBI.....4 vs Missouri State (06/06/15)  
Home Runs.....1, 2x, last vs Mississippi State (04/24/15)  
Walks.....3 vs Eastern Illinois (03/02/15)  
Strikeouts.....2, 9x, last at Oklahoma State (05/30/15)

#### Career Highs

Hits.....3, 7x, last at Alabama (05/02/15)  
Runs.....3, 5x, last at Alabama (05/01/15)  
RBI.....4 vs Missouri State (06/06/15)  
Home Runs.....1, 4x, last vs Mississippi State (04/24/15)  
Walks.....3 vs Eastern Illinois (03/02/15)  
Strikeouts.....2, 11x, last at Oklahoma State (05/30/15)

### 10 • Joe Serrano

#### 2015 Season Highs

Hits.....3, 4x, last vs Missouri State (06/05/15)  
Runs.....3 vs Miss Valley State (04/08/15)  
RBI.....4 vs Missouri State (06/05/15)  
Home Runs.....1, 4x, last vs Missouri State (06/05/15)  
Walks.....3, 2x, last vs SE Missouri State (03/18/15)  
Strikeouts.....3 vs LSU (03/21/15)

#### Career Highs

Hits.....4 vs South Alabama (02/28/14)  
Runs.....3, 2x, last vs Miss Valley State (04/08/15)  
RBI.....4 vs South Alabama (02/28/14)  
Home Runs.....1, 5x, last vs Missouri State (06/05/15)  
Walks.....3, 2x, last vs SE Missouri State (03/18/15)  
Strikeouts.....3 vs LSU (03/21/15)

### 29 • Cullen Gassaway

#### Season / Career Highs

Hits.....3 vs North Dakota (02/14/15)  
Runs.....2 vs North Dakota (02/14/15)  
RBI.....3 vs Miss Valley State (04/07/15)  
Home Runs.....1, 3x, last at Georgia (05/15/15)  
Walks.....2, 2x, last vs Miss Valley State (04/08/15)  
Strikeouts.....3 vs Mississippi State (04/26/15)

### 16 • Andrew Benintendi

#### 2015 Season Highs

Hits.....3, 8x, last vs Oral Roberts (05/29/15)  
Runs.....5 vs Miss Valley State (04/08/15)  
RBI.....5 vs Loyola Marymount (03/07/15)  
Home Runs.....2, 2x, last vs Kentucky (04/10/15)  
Walks.....3 vs Missouri State (06/05/15)  
Strikeouts.....4 at Texas A&M (04/18/15)

#### Career Highs

Hits.....3, 9x, last vs Oral Roberts (05/29/15)  
Runs.....5 vs Miss Valley State (04/08/15)  
RBI.....5 vs Loyola Marymount (03/07/15)  
Home Runs.....2, 2x, last vs Kentucky (04/10/15)  
Walks.....3 vs Missouri State (06/05/15)  
Strikeouts.....4 at Texas A&M (04/18/15)

### 20 • Carson Shaddy

#### Season / Career Highs

Hits.....3, 2x, last vs Eastern Illinois (03/03/15)  
Runs.....2, 3x, last vs Eastern Illinois (03/03/15)  
RBI.....4 vs Miss Valley State (04/08/15)  
Home Runs.....1, 3x, last vs Miss Valley State (04/08/15)  
Walks.....1, 9x, last at Oklahoma State (05/30/15)  
Strikeouts.....2, 4x, last vs Kentucky (04/11/15)

### 24 • Chad Spanberger

#### Season / Career Highs

Hits.....3, 2x, last at Texas A&M (04/19/15)  
Runs.....1, 8x, last vs Ole Miss (03/26/15)  
RBI.....4 vs North Dakota (02/14/15)  
Home Runs.....3 vs Loyola Marymount (03/08/15)  
Walks.....3 at Auburn (04/03/15)  
Strikeouts.....3 at Auburn (04/03/15)

### 27 • Tucker Pennell

#### Season / Career Highs

Hits.....2 vs Missouri State (06/05/15)  
Runs.....2 vs Missouri State (06/05/15)  
RBI.....2 at Auburn (04/05/15)  
Home Runs.....1, 7x, last vs St. John's (05/31/15)  
Walks.....3 at Texas A&M (04/19/15)  
Strikeouts.....3 at Texas A&M (04/19/15)

### 44 • Alex Gosser

#### 2015 Season Highs

Hits.....2, 2x, last at Georgia (05/14/15)  
Runs.....1, 3x, last at Auburn (04/03/15)  
RBI.....1, 2x, last vs Florida (05/20/15)  
Home Runs.....1, 5x, last vs Missouri State (06/05/15)  
Walks.....2, 3x, last vs Tennessee (05/10/15)  
Strikeouts.....2, 3x, last vs Tennessee (05/10/15)

#### Career Highs

Hits.....2, 3x, last at Georgia (05/14/15)  
Runs.....1, 6x, last at Auburn (04/03/15)  
RBI.....1, 4x, last vs Florida (05/20/15)  
Home Runs.....2 vs Ole Miss (05/21/14)  
Walks.....3, vs Texas A&M (05/09/14)  
Strikeouts.....3, vs Texas A&M (05/09/14)



2015 BASEBALL  
CHAMPIONSHIP

# 2015 NCAA DIVISION I BASEBALL CHAMPIONSHIP

Stillwater Regional | Host: Oklahoma State

May 29 - May 31, 2015

All Times Are Local

**#1 Oklahoma State (37-18) (5)**

**Game 2**  
Friday  
May 29  
6 p.m.  
ESPN3/WatchESPN

**#4 St. John's (NY) (39-14) (4)**

**Oklahoma State (5)**

**Game 4**  
Saturday  
May 30  
6 p.m.  
SECN/ESPN3

**#3 Oral Roberts (41-14) (6)**

**Game 1**  
Friday  
May 29  
Noon  
SECN/ESPN3

**#2 Arkansas (35-22) (8)**

**Arkansas (7)**

**Arkansas (4)**

**Game 6**  
Sunday  
May 31  
6 p.m.  
SECN/ESPN3

**Arkansas**  
Regional Champion

**Oklahoma State (1)**

**#4 St. John's (NY) (10)**

**Game 3**  
Saturday  
May 30  
Noon  
SECN/ESPN3

**#3 Oral Roberts (4)**

**Game 5**  
Sunday  
May 31  
Noon  
SECN/ESPN3

**St. John's (NY) (2)**

**St. John's (NY) (3)**

## Stillwater Regional All-Tournament Team:

SS - Michael Bernal (4-for-10, 2 runs, 2 RBIs)

OF - Joe Serrano\* (6-for-12, 2B, 2 runs, 2 RBIs)

OF - Tyler Spoon (5-for-12, HR, 2 2Bs, 3 runs, 4 RBIs)

OF - Andrew Benintendi (4-for-11, 2B, 3 runs, 2 RBIs)

P - Jackson Lowery (1-0, 7.0 IP, 2 hits, 1 ER, 5 Ks)

P - Zach Jackson (2 SVs, 4.0 IP, 1 hit, 0 ER, 10 Ks)

\* Most Outstanding Player





## 2015 Game Results

	Opponent	Score	WP	LP	SV	Attend	Time
FEBRUARY							
13	North Dakota	W, 11-4	Chadwick, C.	Thome, A.	none	7,016	3:20
14	North Dakota	W, 13-2	Taccolini, D.	Muckenhirn, Z.	none	--	2:56
14	North Dakota	W, 12-1	Jackson, Z.	Twenge, A.	none	9,557	2:59
20	vs #22 UCF	L, 9-5	Hukari, H.	Taccolini, D.	Davis, S.	1,742	3:39
21	at South Alabama	W, 7-0	Lowery, J.	Long, R.	none	1,884	3:07
22	vs #13 Maryland	L, 13-6	Ruse, B.	Stone, J.	none	1,390	3:36
MARCH							
2	Eastern Illinois	W, 4-1	Taccolini, D.	Wivinis, M.	Stone	--	2:06
2	Eastern Illinois	W, 8-1	Alberius, J.	Stenger, G.	none	6,912	2:18
3	Eastern Illinois	W, 7-0	McKinney, K.	Fisher, A.	none	6,643	2:26
6	Loyola Marymount	W, 2-1	Jackson, Z.	Welmon, C.	none	6,523	3:05
7	Loyola Marymount	W, 13-7	Taccolini, D.	Megill, Tr.	none	8,308	3:27
8	Loyola Marymount	L, 9-0	Megill, Ty.	McKinney, K.	none	7,051	3:21
10	Gonzaga	L, 6-2	LeBrun, Ca.	Alberius, J.	none	6,889	2:59
11	Gonzaga	L, 15-5	Frost, T.	Sanburn, P.	none	7,112	3:16
14	at #5 Vanderbilt	L, 8-7 (12)	Bowden, B.	Stone, J.	none	--	4:54
14	at #5 Vanderbilt	L, 9-1	Buehler, W.	Taccolini, D.	Kilichowski, J.	3,040	3:15
15	at #5 Vanderbilt	L, 1-0	Pfeifer, P.	Alberius, J.	none	3,150	2:32
17	Southeast Missouri St.	W, 4-3	Stone, J.	Wright, B.	none	7,027	3:07
18	Southeast Missouri St.	L, 12-11	Mosel, G.	Phillips, L.	Winckelman, A.	6,583	4:28
19	#1 LSU	W, 5-1	Taccolini, D.	Poche'	Jackson, Z.	7,304	2:52
20	#1 LSU	L, 16-3	Lange, A.	Teague, J.	none	8,178	3:18
21	#1 LSU	L, 7-4	Godfrey, J.	Killian, T.	Stallings, J.	9,734	3:43
24	vs Memphis	L, 5-4	Caufield, C.	Phillips, L.	none	9,145	2:30
25	at Memphis	W, 7-3	Teague, J.	Garner, R.	none	3,673	3:10
26	Ole Miss	W, 10-3	Taccolini, D.	Trent, C.	none	7,168	3:19
27	Ole Miss	L, 5-4	Bramlett, B.	Killian, T.	Short, W.	7,855	3:40
28	Ole Miss	W, 5-2	Lowery, J.	Stokes, W.	Jackson, Z.	9,679	3:08
31	Missouri State	L, 2-0	Cheray, A.	Teague, J.	Young, B.	7,364	2:57
APRIL							
3	at Auburn	W, 10-7	Jackson, Z.	Wingenter, T.	none	3,379	3:30
4	at Auburn	L, 3-2	Thompson, K.	Phillips, L.	none	2,949	2:45
5	at Auburn	W, 6-4	Lowery, J.	Rentz, D.	Jackson, Z.	2,490	3:48
7	Miss. Valley State	W, 8-1	Stone, J.	Case, T.	none	6,822	2:20
8	Miss. Valley State	W, 14-0	Teague, J.	Thomas, B.	none	6,813	3:12
10	Kentucky	W, 5-3	Killian, T.	Brown, Z.	Jackson, Z.	9,217	3:28
11	Kentucky	L, 16-4	Beggs, D.	Taccolini	none	9,874	3:29
12	Kentucky	W, 7-3	McKinney, K.	Cody, K.	none	7,678	2:37
14	Stephen F. Austin	W, 8-2	Teague, J.	Day, P.	none	7,130	2:33
15	Stephen F. Austin	W, 15-3	Stone, J.	Polivka, E.	none	7,071	2:51
18	at #1 Texas A&M	L, 16-3	Long, G.	Killian, T.	Vinson, A.	6,003	3:19
18	at #1 Texas A&M	W, 9-8	Lowery, J.	Ecker, M.	Teague, J.	7,201	3:38
19	at #1 Texas A&M	W, 8-2	McKinney, K.	Kent, M.	none	6,156	2:29
24	Mississippi State	W, 7-6	Jackson, Z.	Fitts, T.	none	8,312	3:55
25	Mississippi State	W, 6-1	Taccolini, D.	Brown, P.	none	12,589	3:02
26	Mississippi State	L, 2-1	Sexton, A.	Lowery, J.	Houston, Z.	8,566	3:25
30	at Alabama	W, 5-1	Killian, T.	Guilbeau, T.	Jackson, Z.	2,602	2:55
MAY							
1	at Alabama	W, 8-4	Lowery, J.	Walters, J.	Teague, J.	3,343	3:31
2	at Alabama	W, 4-0	McKinney	Bramblett, G.	none	3,413	2:28
8	Tennessee	L, 5-4	Cox, A.	Teague, J.	Lee, A.	9,344	3:01
10	Tennessee	W, 5-2	McKinney, K.	Martin, H.	Taccolini, D.	7,656	2:04
12	at Creighton	W, 6-2	Phillips, L.	Highberger, N.	Taccolini, D.	3,102	3:05
14	at Georgia	L, 10-1	Sosebee, D.	Killian, T.	none	2,200	2:52
15	at Georgia	W, 9-0	McKinney, K.	Lawlor, R.	none	2,688	2:57
16	at Georgia	W, 8-1	Teague, J.	Tyler, R.	none	2,311	2:51
19	vs Tennessee	W, 2-1	Jackson, Z.	Lee, A.	none	5,761	3:06
20	vs #6 Florida	W, 7-6	Lowery, J.	Poyner, B.	Jackson, Z.	10,142	3:59
21	vs #1 LSU	L, 10-5	Reynolds, R.	Teague, J.	none	8,361	3:21
22	vs #6 Florida	L, 10-0	Puk, AJ	Taccolini, D.	none	10,329	2:22
29	vs Oral Roberts	W, 8-6	Lowery, J.	Trujillo, G.	Alberius, J.	3,286	3:10
30	at #11 Oklahoma St.	W, 7-5	Teague, J.	Freeman, M.	Jackson, Z.	3,831	3:12
30	vs St. John's	W, 4-3	Teague, J.	Kuzia, J.	Jackson, Z.	3,198	2:54
JUNE							
5	#6 Missouri State	W, 18-4	Killian, T.	Harris, J.	none	11,869	3:10
6	#6 Missouri State	L, 3-1	Hall, M.	McKinney, K.	none	12,167	2:59
7	#6 Missouri State	W, 3-2	Phillips, L.	Knutson, J.	Jackson, Z.	11,694	3:05
13	#30 Virginia	L, 5-3	Sborz, J.	Killian, T.	none	24,228	3:03
15	#6 Miami	L, 4-3	Garcia, B.	Jackson, Z.	none	18,734	3:43