

RAZORBACK Softball

2017 SCHEDULE/RESULTS

OVERALL: 29-18 | SEC: 6-15
H: 12-6 | A: 8-12 | N: 9-0

| DATE | OPPONENT | TIME/RESULT |
|--------|--|-------------|
| F11 | vs UMass Lowell! | W, 10-1 (5) |
| F11 | at North Texas! | W, 11-0 (5) |
| F12 | vs UMass Lowell! | W, 11-0 (5) |
| F12 | at North Texas! | W, 7-0 |
| F17 | vs Loyola Marymount# | W, 15-2 (5) |
| F17 | vs CSUN# | W, 8-7 |
| F18 | vs Illinois# | Cancelled |
| F18 | vs San Diego# | Cancelled |
| F19 | vs San Diego# | W, 13-1 (5) |
| F24 | vs Florida A&M% | W, 5-0 |
| F24 | at (rv) Florida Atlantic% | L, 3-1 |
| F25 | vs Connecticut% | W, 3-2 (8) |
| F25 | vs Memphis% | W, 4-2 |
| F26 | vs Florida A&M% | W, 9-0 (5) |
| M1 | at Oklahoma State | W, 7-6 |
| M3 | Nebraska^ | W, 2-0 |
| M3 | Lamar^ | W, 11-3 (5) |
| M4 | IUPUI^ | W, 7-2 |
| M4 | Lamar^ | W, 9-4 |
| M5 | IUPUI^ | W, 8-1 |
| M7 | UMKC (G1) | 10-0 (5) |
| M7 | UMKC (G2) | 13-1 (5) |
| M10 | at #9 Alabama* | L, 9-0 (5) |
| M12 | at #9 Alabama* (G1) | L, 4-3 (9) |
| M12 | at #9 Alabama* (G2) | L, 5-0 (6) |
| M15 | at Tulsa | L, 8-0 (5) |
| M17 | #14 Tennessee* | W, 4-3 |
| M18 | #14 Tennessee* | W, 2-1 |
| M19 | #14 Tennessee* | L, 5-1 |
| M21 | at Missouri State | Cancelled |
| M22 | at Saint Louis | W, 5-2 |
| M24 | at #17 Kentucky* | L, 2-1 |
| M25 | at #17 Kentucky* (G1) | L, 7-5 |
| M25 | at #17 Kentucky* (G2) | L, 2-0 |
| M29 | (rv) Oklahoma State [SEC Network] | Cancelled |
| M31 | #2 Florida* | L, 6-1 |
| A1 | #2 Florida* | L, 5-0 |
| A2 | #2 Florida* | L, 6-1 |
| A5 | at #9 Oklahoma | L, 4-2 |
| A7 | at #25 Missouri* | L, 1-0 |
| A8 | at #25 Missouri* | W, 6-5 |
| A9 | at #25 Missouri* | W, 4-2 |
| A11 | (rv) Tulsa | W, 3-1 |
| A14 | #5 Texas A&M* [ESPN] | L, 3-0 |
| A15 | #5 Texas A&M* | L, 3-2 |
| A16 | #5 Texas A&M* | W, 4-3 |
| A19 | ULM [SEC Network] | W, 9-3 |
| A22 | at (rv) Mississippi State* [SEC Network] | L, 3-0 |
| A23 | at (rv) Mississippi State* [SEC Network] | W, 5-4 |
| A24 | at (rv) Mississippi State* [SEC Network] | L, 4-3 |
| A25 | at Jackson State | W, 14-2 |
| A29 | at Notre Dame (G1) | 1 p.m. |
| A29 | at Notre Dame (G2) | 3 p.m. |
| A30 | at Notre Dame | 12 p.m. |
| M5 | #25 Georgia* [SEC Network] | 6:30 p.m. |
| M6 | #25 Georgia* | 1 p.m. |
| M7 | #25 Georgia* | 1 p.m. |
| M10-13 | SEC Tournament | TBA |
| M19-21 | NCAA Regionals | TBA |
| M25-28 | NCAA Super Regionals | TBA |
| J1-7 | Women's College World Series | TBA |

! North Texas Invitational | #Mary Nutter Collegiate Classic
% FAU Invitational | ^ Woo Pig Classic
* SEC games

All home games played at Bogle Park (1,200)
All times central & subject to change



UP NEXT

at **NOTRE DAME FIGHTING IRISH**
April 29-30, 2017
Melissa Cook Stadium (South Bend, Ind.)

BROADCAST INFORMATION

TV: None
Web: ACC Extra/WatchESPN
Live Stats: ArkansasRazorbacks.com

NEXT THREE OPPONENTS



JACKSON STATE TIGERS

Record: 12-33
Series: Arkansas, 7-1
Last Meeting: W, 14-2 (4/25/17)



NOTRE DAME FIGHTING IRISH

Record: 28-18
Series: Tied, 2-2
Last Meeting: W, 2-0 (2/25/01)



GEORGIA BULLDOGS

Record: 30-18/3-15 SEC
Series: UGA, 32-17
Last Meeting: L, 9-1, 5 inn. (3/21/15)



WHERE CAN I FIND...

| | |
|---------------------------|-------|
| Quick Facts/Roster | 2 |
| Milestone Watch | 3 |
| What Happens When... | 4 |
| The SEC/National Rankings | 5 |
| Overall/SEC Statistics | 6-7 |
| Home Run Tracker | 8 |
| Starters by Position | 9 |
| Player Profiles | 10-24 |
| TV/Headshot Roster | 25 |



RECORD WATCH

Senior outfielder Stephanie Canfield entered the season 36 hits shy of tying the program's career record of 227 set by Jessica Bachkora (2007-10). Canfield is also a top-10 program performer in runs scored, total bases and triples.

| | |
|---|------------|
| 1. Jessica Bachkora (2007-10) | 227 |
| 2. Dana White (1999-02) | 224 |
| 3. STEPHANIE CANFIELD (2013-pres.) | 221 |
| 4. Rachel LeMaster (2004-07) | 219 |
| 5. Jennifer Cirigliano (1997-00) | 218 |
| 6. Dana Gulick (1997-00) | 215 |
| 7. Devon Wallace (2012-15) | 201 |
| 8. Blaire Perry (2002-06) | 189 |
| 9. Miranda Dixon (2007-10) | 188 |
| 10. Brett Erickson (1997, 99-00) | 184 |

SERIES VS NOTRE DAME

Arkansas and Notre Dame have met just four times prior to this weekend's series, but haven't played since 2001. It will also mark the first-ever meeting in South Bend with the previous four meetings coming in Fayetteville. The all-time series is split entering Saturday's doubleheader.

LAST TIME OUT

Behind 15 hits including three home runs, the Razorbacks powered by Jackson State with a 14-2 win in five innings (April 25). Autumn Russell tied her season high with three hits while Tori Cooper, Shelby Hiers and Loren Krzysko each homered. It was Arkansas' ninth time scoring 10+ runs.

SEE YA, SOFTBALL

The Razorbacks pushed their season home run total to 49 with three big flies against Jackson State, tying the team's figure from 2016 and the sixth-highest mark in program history. Eleven Razorbacks have homered in 2017.

RPI CHECK

Maintaining its spot among the national top 30, Arkansas ranks 26th in the April 24 release of the NCAA Softball RPI. The Razorbacks close out the regular season with top-45 matchups against Notre Dame (42) and Georgia (28).

LET THE DEFENSE WORK

Entering Friday's SEC games, Arkansas has three players in the top 10 in assists with Autumn Russell (3B) ranking third at 118, A.J. Belans (SS) seventh at 106 and Madison Yannetti (2B) 10th at 102.

PERFECT TIMING

Ashley Diaz's seventh-inning single to beat No. 5 Texas A&M (April 16) was her first hit of the weekend. Prior to the at-bat, she had been 0-8 with a sac bunt in the series.

BE AT BOGLE

Game two of the Arkansas-Texas A&M series (April 15) was played in front of 1,276 fans which marks the No. 3 home crowd in program history. Earlier this season, the program record of 1,544 was established at the Razorbacks' 2-1 win over No. 14 Tennessee (March 18).

CAROL THE HEDGEHOG

After 12.2 innings of relief work at Oklahoma and Missouri, freshman Caroline Hedcock produced a complete-game performance against Tulsa (April 11). She gave up just four hits and an unearned run with no walks in the win.

FIRST START, FIRST HIT

In her first start of the season, Loren Krzysko delivered the



2017 TEAM QUICK FACTS

TEAM INFORMATION

| | |
|------------------------------|-------|
| 2016 Overall Record | 17-39 |
| 2016 SEC Record | 1-23 |
| SEC Finish | 13th |
| Home Record | 7-18 |
| Away Record | 3-16 |
| Neutral Record | 7-5 |
| Letterwinners Returning/Lost | 18/7 |
| Pitchers Returning/Lost | 2/3 |
| Newcomers | 11 |

COACHING STAFF

| | |
|------------------------|---------------------------------|
| Head Coach | Courtney Deifel (Second Season) |
| Record at Arkansas | 46-57 (.444) |
| Career Record | 73-84 (.464) |
| Assistant Coach | Yolanda McRae (Second Season) |
| Assistant Coach | Matt Meuchel (First Season) |
| Volunteer Assistant | Jordan McElroy (Second Season) |
| Director of Operations | Paige Williams (Second Season) |

TEAM HISTORY

| | |
|------------------------|------------------|
| First Year of Program | 1997 |
| All-Time Record | 573-691-1 (.453) |
| All-Time SEC Record | 186-389 (.323) |
| SEC Championships/Last | None |
| NCAA Appearances/Last | Six/2013 |

UNIVERSITY INFORMATION

| | |
|---------------------------------------|------------------------|
| Location | Fayetteville, Ark. |
| Founded | March 27, 1871 |
| Enrollment | 26,754 |
| Nickname | Razorbacks |
| School Colors | Cardinal and White |
| Affiliation | NCAA Division I |
| Conference | Southeastern (SEC) |
| Chancellor | Joe Steinmetz |
| Vice Chancellor/Director of Athletics | Jeff Long |
| Faculty Athletic Representative | Sharon Hunt |
| University Website | www.uark.edu |
| Athletics Website | ArkansasRazorbacks.com |

COMMUNICATIONS

| | |
|---------------------------------|--------------------|
| Asst AD for Communications | Patrick Pierson |
| Associate Director | David Beall |
| Associate Director | Jeri Thorpe |
| Assistant Director | Joy Ekema-Agbaw |
| Assistant Director (SB Contact) | Zach Lawson |
| Email | zlawson@uark.edu |
| Office# | 479-575-7089 |
| Cell# | 479-595-2358 |
| Assistant Director | John Thomas |
| Intern | Brandon Langlois |
| Intern | Austin Miller |
| Digital Strategist | Taylor McGillis |
| Content Strategist | Roland Liwag |
| Graphic Designer | Christine Zambetti |
| Secretary | Mary Lynn Gibson |

Mailing Address
Razorback Communications
PO Box 7777
Fayetteville, AR 72702-7777

Overnight Address
Razorback Communications
350 N. Razorback Road
Fayetteville, AR 72701



| # | NAME | POSITION | CLASS/EXP | B/T | HEIGHT | HOMETOWN/PREVIOUS |
|----|--------------------|----------|------------|-----|--------|---|
| # | Name | Position | Class/Exp. | B/T | Height | Hometown/Previous |
| 00 | Carley Haizlip | OF | Soph./1L | L/R | 5-8 | Midlothian, Texas/Midlothian |
| 2 | A.J. Belans | INF | Jr./TR | R/R | 5-5 | Hollywood, Fla./FIU |
| 3 | Parker Pocklington | INF | Sr./3L | R/R | 5-4 | Centralia, Wash./Centralia |
| 4 | Marley Harmon | C | Sr./2L | R/R | 5-10 | Kimberling City, Mo./Western Kentucky |
| 5 | Hailey MacKay | INF | Fr./HS | R/R | 5-8 | Leander, Texas/Leander |
| 6 | Tori Cooper | OF | Jr./2L | L/L | 5-5 | Nederland, Texas/Nederland |
| 7 | Sydney Parr | OF | Fr./HS | R/L | 5-7 | North Little Rock, Ark./North Little Rock |
| 8 | Autumn Russell | OF/INF | Jr./2L | L/R | 5-7 | Greenbrier, Ark./Greenbrier |
| 9 | Autumn Storms | RHP | Fr./HS | R/R | 5-10 | Temecula, Calif./Great Oak HS |
| 10 | Haydi Bugarin | OF | Soph./1L | R/R | 5-3 | San Antonio, Texas/East Central HS |
| 11 | Betina Beringhele | INF | Jr./1L | R/R | 5-4 | Culver City, Calif./Golden West College |
| 12 | Loren Krzysko | OF | R-Jr./2L | R/R | 5-3 | Barrington, Ill./Barrington |
| 13 | Grace Moll | RHP | Sr./3L | R/R | 5-9 | Shelbyville, Ill./Shelbyville |
| 14 | Stephanie Canfield | OF | R-Sr./3L | L/R | 5-9 | St. Joseph, Ill./Ogden HS |
| 15 | Rachel Box | C | R-Jr./2L | R/R | 5-6 | White Hall, Ark./White Hall |
| 16 | Keely Edwards | INF | Fr./HS | R/R | 5-6 | Harrisburg, Ark./Harrisburg |
| 17 | Madison Yannetti | INF | Jr./2L | R/R | 5-8 | Mesquite, Texas/Poteet HS |
| 18 | Ashley Diaz | INF | Soph./1L | R/R | 5-10 | South El Monte, Calif./South El Monte |
| 19 | Lauren Archuleta | C | R-Soph./1L | R/R | 5-8 | Rockwall, Texas/Rockwall |
| 20 | Macy Brotherton | C | Fr./HS | R/R | 5-9 | Mena, Ark./Mena |
| 21 | Kylie Smith | OF | R-Jr./2L | L/L | 5-4 | Manhattan, Kan./Manhattan |
| 24 | Shelby Hiers | C | Sr./3L | R/R | 5-7 | Quitman, Ga./Brooks County HS |
| 28 | Sydney Benz | INF | Soph./TR | R/R | 5-5 | Carol Stream, Ill./Louisville |
| 29 | Nicole Schroeder | OF/INF | R-Sr./3L | R/R | 5-10 | Yorba Linda, Calif./Esperanza HS |
| 31 | Caroline Hedgcock | LHP | Fr./HS | L/L | 5-8 | Downers Grove, Ill./South HS |
| 32 | Allison Stewart | RHP | R-Soph./1L | R/R | 5-11 | Olathe, Kan./East HS |
| 34 | Madelyn Brotherton | UTL | Fr./HS | R/R | 5-9 | Mena, Ark./Mena |
| 55 | Katie Warrick | INF/RHP | Soph./TR | R/R | 6-0 | Chapel Hill, Tenn./UT Martin |
| 66 | Aly Manzo | INF | Fr./HS | R/R | 5-7 | Roseville, Calif./Roseville |

COACHING/SUPPORT STAFF

| | |
|------------------------|---------------------------------|
| Head Coach | Courtney Deifel (Second Season) |
| Assistant Coach | Yolanda McRae (Second Season) |
| Assistant Coach | Matt Meuchel (First Season) |
| Volunteer Assistant | Jordan McElroy (Second Season) |
| Director of Operations | Paige Williams (Second Season) |



BY CLASS | **Seniors** - 6 (Canfield, Harmon, Hiers, Moll, Pocklington, Schroeder); **Juniors** - 8 (Belans, Beringhele, Box, Cooper, Krzysko, Russell, Yannetti); **Sophomores** - 7 (Archuleta, Benz, Bugarin, Diaz, Haizlip, Stewart, Warrick); **Freshmen** - 8 (Mac. Brotherton, Mad. Brotherton, Edwards, Hedgcock, MacKay, Manzo, Parr, Storms)

BY STATE | **Arkansas** - 6 (Box, Mac. Brotherton, Mad. Brotherton, Edwards, Parr, Russell); **California** - 5 (Beringhele, Diaz, Manzo, Schroeder, Storms); **Florida** - 1 (Belans); **Georgia** - 1 (Hiers); **Illinois** - 5 (Benz, Canfield, Hedgcock, Krzysko, Moll); **Kansas** - 2 (Smith, Stewart); **Missouri** - 1 (Harmon); **Tennessee** - 1 (Warrick); **Texas** - 6 (Archuleta, Bugarin, Cooper, Haizlip, MacKay, Yannetti); **Washington** - 1 (Pocklington)

PRONUNCIATION GUIDE

| | |
|-------------------|--------------------|
| Carley Haizlip | HAZE-lip |
| A.J. Belans | BELL-ins |
| Haydi Bugarin | HY-dee boo-GAIR-in |
| Betina Beringhele | bear-ing-HEE-lee |
| Loren Krzysko | Crisco |
| Grace Moll | Maul |
| Shelby Hiers | Hires |
| Courtney Deifel | DIE-ful |
| Matt Meuchel | Michael |

MILESTONE WATCH**Stephanie Canfield | R-SR | OF**

Looking for: 124 runs (#3 ARK)

Looking for: 227 hits (#1 ARK)

Looking for: 100 RBI (career)

Current total: 119

Current total: 221

Current total: 84

Needs: 5

Needs: 6

Needs: 16

Ashley Diaz | SO | INF

Looking for: 18 home runs (#10 ARK)

Looking for: 100 hits (career)

Current total: 15

Current total: 93

Needs: 3

Needs: 7

Shelby Hiers | SR | C/OF

Looking for: 18 home runs (#10 ARK)

Looking for: 97 runs (#8 ARK)

Looking for: 100 hits (career)

Current total: 17

Current total: 91

Current total: 94

Needs: 1

Needs: 6

Needs: 6

Grace Moll | JR | RHP

Looking for: 35 wins (#5 ARK)

Looking for: 50 complete games (career)

Looking for: 372 strikeouts (#5 ARK)

Current total: 31

Current total: 36

Current total: 353

Needs: 4

Needs: 14

Needs: 19

Autumn Russell | JR | INF

Looking for: 118 hits (#25 ARK)

Current total: 115

Needs: 3

Nicole Schroeder | R-SR | INF

Looking for: 112 RBI (#5 ARK)

Looking for: 121 hits (#24 ARK)

Looking for: 40 home runs (career)

Current total: 111

Current total: 118

Current total: 34

Needs: 1

Needs: 3

Needs: 6

game-winning, two-run single in the top of the seventh at No. 25 Missouri (April 8). On the heels of her first hit of the season, Arkansas tied the weekend series with the 6-5 victory.

GET THE BATS GOING

Arkansas registered 10 hits in a 6-5 win at Missouri (April 8), good for the team's 14th double-digit performance of the year, and first since posting 11 hits at Alabama (March 12). The Razorbacks have a season high of 16 hits against Lamar (March 4).

HEDGCOCK GETS THE START

Freshman Caroline Hedgcock made her first start in the opener against No. 2 Florida (March 31) and responded with five strikeouts, allowing three runs in 3.1 innings. She and Grace Moll combined for 10 strikeouts in the game.

ONE THRU NINE

With Shelby Hiers' two-run shot at No. 17 Kentucky (March 25), Arkansas has now hit a home run from each spot in its batting order. Hiers has been at the top of Arkansas' lineup since the March 7 doubleheader against UMKC.

PLAYING THE HOT CORNER

From her spot at third base, junior Autumn Russell is second in the SEC with 96 assists heading into Tuesday's game against Tulsa. Offensively, Russell recorded her 100th career hit with a double against Florida (April 2).

SERIES WIN VS TENNESSEE

With their 2-1 win over No. 14 Tennessee (March 18), the Razorbacks won their first SEC series since 2013 and was the program's first series win against UT since 2002. Tori Cooper delivered the game-winning hit in the seventh.

WHAT A CROWD

Arkansas clinched its series win over Tennessee (March 18) in front of 1,544 fans at Bogle Park, a program attendance record. The figure replaced the previous high of 1,531 set just last season against Oklahoma.

ISN'T THAT GRAND

Junior shortstop A.J. Belans hit a third-inning grand slam against Tennessee (March 17) to send Arkansas to the 4-3 win in the series opener. It was the Razorbacks' fifth grand

slam and 34th home run of the season.

CRACKING THE TOP 25

For the first time since 2013, Arkansas played as a top-25 team with its No. 24 ranking in this week's ESPN/USA Softball (March 7) national poll. The Razorbacks is receiving votes in the April 4 ESPN poll, and are tied for 25th in the USA Today/NFCA national poll.

WHAT'S YOUR 20?

Through 20 games, the Razorbacks' 19-1 record was the best in program history, surpassing the 18-2 mark posted by the 2008 squad. During that opening stretch, Arkansas played four teams (4-1) that advanced to last year's NCAA Tournament.

NATIONAL RECOGNITION

After earning SEC Player of the Week honors for the second time, Nicole Schroeder was named the espnW and USA Softball National Player of the Week (March 7) after hitting .632 with five home runs (two grand slams) and 16 RBI.

MOVING ON UP

With her two home runs at Oklahoma State (March 1), Nicole Schroeder moved to third in program history and became just the third Razorback to hit 30 career home runs.

ELITE COMPANY

With an infield single against Connecticut (Feb. 25), senior Stephanie Canfield tallied her 200th career hit. She is the seventh player in program history to reach the milestone.

DUAL ROLE

In the team's 4-2 win over Memphis (Feb. 25), sophomore transfer Katie Warrick hit a two-run homer and pitched 4.2 innings of relief to earn the win.

RALLY CAP

Trailing CSUN by four runs entering the seventh inning (Feb. 17), the Razorbacks rallied for five runs highlighted by a two-out, three-run homer by A.J. Belans. Arkansas went on to post the 8-7 win.

HAVE A DAY, TORI

In her second start of the season, Tori Cooper was 3-for-3 with two home runs and a career-high six RBI against San

MULTIPLE HIT GAMES

| | 2 | 3 | 4 | 5+ | Total |
|-----------------------|-----------|-----------|----------|----------|-----------|
| 8 Autumn Russell | 13 | 1 | - | - | 15 |
| 18 Ashley Diaz | 9 | 2 | - | - | 11 |
| 2 A.J. Belans | 8 | 2 | - | - | 10 |
| 29 Nicole Schroeder | 7 | 3 | - | - | 10 |
| 6 Tori Cooper | 6 | 2 | - | - | 8 |
| 14 Stephanie Canfield | 7 | - | 1 | - | 8 |
| 24 Shelby Hiers | 8 | - | - | - | 8 |
| 17 Madison Yannetti | 5 | - | - | - | 5 |
| 10 Haydi Bugarin | 3 | - | - | - | 3 |
| 55 Katie Warrick | 3 | - | - | - | 3 |
| 12 Loren Krzysko | 3 | - | - | - | 2 |
| 19 Lauren Archuleta | 1 | - | - | - | 1 |
| TOTAL | 73 | 11 | 1 | 0 | 85 |

CAREER > Canfield - 65; Diaz - 28; Russell - 28; Schroeder - 26; Hiers - 22; Cooper - 16; Yannetti - 12; Belans - 10; Pocklington - 10; Box - 7; Archuleta - 6; Krzysko - 6; Bugarin - 3; Warrick - 3.

MULTIPLE RBI GAMES

| | 2 | 3 | 4 | 5+ | Total |
|-----------------------|-----------|-----------|----------|----------|-----------|
| 29 Nicole Schroeder | 5 | 1 | 2 | 3 | 11 |
| 2 A.J. Belans | 4 | 3 | 1 | - | 8 |
| 17 Madison Yannetti | 5 | 1 | 1 | - | 7 |
| 6 Tori Cooper | 2 | 3 | - | 1 | 6 |
| 18 Ashley Diaz | 4 | 1 | - | - | 5 |
| 55 Katie Warrick | 2 | 1 | - | - | 3 |
| 12 Loren Krzysko | 2 | 1 | - | - | 3 |
| 24 Shelby Hiers | 1 | 1 | - | - | 2 |
| 8 Autumn Russell | 2 | - | - | - | 2 |
| 14 Stephanie Canfield | 1 | - | - | - | 1 |
| 10 Haydi Bugarin | 1 | - | - | - | 1 |
| 19 Lauren Archuleta | 1 | - | - | - | 1 |
| 3 Parker Pocklington | 1 | - | - | - | 1 |
| TOTAL | 31 | 12 | 4 | 4 | 51 |

CAREER > Schroeder - 28; Diaz - 18; Canfield - 16; Yannetti - 12; Hiers - 11; Pocklington - 10; Cooper - 9; Belans - 8; Archuleta - 7; Box - 6; Krzysko - 5; Russell - 4; Warrick - 3; Bugarin - 2.

HITTING STREAKS

| | Longest | Current |
|-----------------------|---------|---------|
| 29 Nicole Schroeder | 12 | 1 |
| 8 Autumn Russell | 8 | 7 |
| 24 Shelby Hiers | 6 | 2 |
| 6 Tori Cooper | 6 | 2 |
| 18 Ashley Diaz | 6 | 3 |
| 14 Stephanie Canfield | 6 | - |
| 2 A.J. Belans | 5 | 1 |
| 17 Madison Yannetti | 5 | 1 |
| 55 Katie Warrick | 5 | 1 |
| 12 Loren Krzysko | 5 | 5 |
| 15 Rachel Box | 3 | - |
| 10 Haydi Bugarin | 3 | - |
| 31 Caroline Hedgcock | 2 | - |
| 3 Parker Pocklington | 2 | - |
| 19 Lauren Archuleta | 2 | 2 |
| 28 Sydney Benz | 1 | - |

REACHED BASE STREAKS

| | Longest | Current |
|-----------------------|---------|---------|
| 29 Nicole Schroeder | 22 | 6 |
| 24 Shelby Hiers | 14 | 2 |
| 12 Loren Krzysko | 9 | 9 |
| 2 A.J. Belans | 8 | 8 |
| 8 Autumn Russell | 8 | 7 |
| 6 Tori Cooper | 8 | 8 |
| 17 Madison Yannetti | 8 | 2 |
| 18 Ashley Diaz | 6 | 3 |
| 14 Stephanie Canfield | 6 | 1 |
| 55 Katie Warrick | 5 | 1 |
| 10 Haydi Bugarin | 4 | - |
| 19 Lauren Archuleta | 3 | 3 |
| 15 Rachel Box | 3 | 2 |
| 31 Caroline Hedgcock | 3 | - |
| 28 Sydney Benz | 2 | - |
| 7 Sydney Parr | 2 | 2 |
| 3 Parker Pocklington | 2 | 1 |

WHAT HAPPENS WHEN...

| | |
|---------------------|-------|
| OVERALL | 29-18 |
| SEC | 6-15 |
| HOME | 12-6 |
| AWAY | 8-12 |
| NEUTRAL | 9-0 |
| VS RANKED OPPONENTS | 5-14 |


| | |
|--------------------|-------|
| GAME LENGTH | |
| FIVE INNINGS | 10-3 |
| SIX INNINGS | 0-1 |
| SEVEN INNINGS | 18-13 |
| EXTRA INNINGS | 1-1 |

| | |
|-------------------------------|-------|
| SITUATION | |
| DAY GAME (BEFORE 6PM) | 25-10 |
| NIGHT GAME (6PM OR LATER) | 4-8 |
| ARKANSAS SCORES FIRST | 21-9 |
| OPPONENT SCORES FIRST | 8-9 |
| ARKANSAS SCORES IN FIRST INN. | 14-5 |
| OPPONENT SCORES IN FIRST INN. | 8-6 |
| VS RHP | 25-15 |
| VS LHP | 4-3 |
| ONE-RUN GAME | 8-5 |
| TWO-RUN GAME | 4-4 |
| 5+ RUN GAME | 16-6 |
| LEADING AFTER SIX INNINGS | 14-1 |
| TRAILING AFTER SIX INNINGS | 2-13 |
| TIED AFTER SIX INNINGS | 3-1 |

| | |
|--------------------------|------|
| STATISTICS | |
| SCORES 0-2 RUNS | 2-15 |
| SCORES 3-5 RUNS | 9-3 |
| SCORES 6-9 RUNS | 9-0 |
| SCORES 10+ RUNS | 9-0 |
| OPP. SCORES 0-2 RUNS | 20-3 |
| OPP. SCORES 3-5 RUNS | 7-9 |
| OPP. SCORES 6-9 RUNS | 2-6 |
| OPP. SCORES 10+ RUNS | 0-0 |
| MORE HITS THAN OPPONENT | 25-3 |
| FEWER HITS THAN OPPONENT | 2-13 |
| HITS ARE TIED | 2-2 |
| MADE NO ERRORS | 11-5 |
| MADE ONE ERROR | 9-10 |
| MADE 2+ ERRORS | 9-3 |

| | |
|---------------|-----|
| BY DAY | |
| SUNDAY | 8-4 |
| MONDAY | 0-1 |
| TUESDAY | 4-0 |
| WEDNESDAY | 3-2 |
| THURSDAY | 0-0 |
| FRIDAY | 6-6 |
| SATURDAY | 8-5 |

| | |
|-----------------|------|
| BY MONTH | |
| FEBRUARY | 11-1 |
| MARCH | 11-9 |
| APRIL | 7-8 |
| MAY | 0-0 |



As part of their 2017 schedule, the Razorbacks are set to play 22 home games in Fayetteville at Bogle Park and face 15 teams that played in last year's NCAA Tournament including three that advanced to the Women's College World Series.

Diego (Feb. 19). She scored three runs in the 13-1 victory.

SEC PLAYER OF THE WEEK

Senior Nicole Schroeder was named SEC Player of the Week after hitting .636 with three home runs, nine RBI and five runs scored at the North Texas Invitational. It was Arkansas' first weekly honor since the 2014 season.

OPENING STATEMENT

Arkansas opened the 2017 campaign with a 4-0 record at the North Texas Invitational, out-scoring its opponents by a 39-1 margin. It was the Razorbacks' first undefeated opening weekend since starting 5-0 in 2013.

TWO OUTS? NO PROBLEM

At the season-opening North Texas Invitational, the Razorbacks scored 26 of their 39 runs with two outs on the scoreboard. Six of the 10 home runs that weekend were also hit with two outs.

HOME RUN SWING

The Razorbacks' 49 home runs in 2016 marked the sixth-best total in program history. Arkansas returns 92 percent (45 of 49) of last year's total. Ashley Diaz (12), Shelby Hiers (9) and Nicole Schroeder (8) led the team last year.

TESTS LIE AHEAD

Arkansas is set to face 13 teams ranked or receiving votes in the preseason polls including three (Alabama, Georgia and Oklahoma) that played in the 2016 Women's College World Series. The Razorbacks will also see 16 players listed on the USA Softball Top 50 Preseason Watch List.

WELCOME TO BOGLE PARK

Fans of college softball have spoken and Bogle Park was voted the No. 4 stadium in the nation, and second among SEC parks trailing only Rhoads Stadium (Alabama). This is the ninth season with Bogle Park as Arkansas' home field.

MEUCHEL JOINS COACHING STAFF

Matt Meuchel joined the Razorbacks as an assistant coach in August. He came to Fayetteville on the heels of an eight-year run as the Nevada head coach. With two NCAA appearances with the Wolf Pack, he has additional experience at Arizona State, McNeese State and Oklahoma State.

ANATOMY OF A ROSTER

The Razorbacks' 29-player roster is comprised of 18 returners and 11 newcomers with ties to 10 different states. Six players call Arkansas or Texas home, while there are five Razorbacks each from California and Illinois.

BEST PLACES TO LIVE

For a second year in a row, U.S. News & World Report ranks Fayetteville among the top-five cities on its annual "Best Places to Live" list. The No. 5 overall ranking places Fayetteville first among SEC programs and second among the Power Five conferences.

SEC STANDINGS/SCHEDULE
(as of April 27)

| Team | SEC | Overall | Streak |
|----------------------|-------------|--------------|-----------|
| #1 Florida | 18-2 | 44-3 | W5 |
| #4 Texas A&M | 14-3 | 40-5 | W3 |
| #8 Tennessee | 13-4 | 41-6 | L1 |
| #10 Auburn | 12-6 | 40-8 | W1 |
| #14 Alabama | 10-7 | 38-11 | W1 |
| #18 LSU | 9-9 | 35-14 | W2 |
| #19 Kentucky | 9-9 | 32-13 | W6 |
| RV Mississippi State | 8-10 | 34-15 | W1 |
| #21 Ole Miss | 6-12 | 32-16 | W1 |
| Missouri | 5-12 | 27-21 | L3 |
| RV ARKANSAS | 6-15 | 29-18 | W1 |
| RV South Carolina | 4-13 | 28-20 | W1 |
| #25 Georgia | 3-15 | 30-18 | L3 |

(Ranking in ESPN.com/USA Softball Top 25 poll)



HOME ATTENDANCE TOP 10

OVERALL

| # | Draw | Opponent | Date |
|----|--------|----------------|-----------|
| 1 | 1,544 | #14 Tennessee | 3-18-2017 |
| 2 | 1,531 | #9 Oklahoma | 4-20-2016 |
| 3 | 1,276 | #5 Texas A&M | 4-15-2017 |
| 4 | 1,262 | #12 LSU | 4-30-2016 |
| 5 | 1,234 | #4 Alabama | 5-2-2015 |
| 6 | 1,167* | Kentucky | 5-6-2001 |
| 7 | 1,115 | #4 Florida | 3-24-2012 |
| 8 | 1,106 | #7 Florida | 5-3-2014 |
| 9 | 1,094 | #4 Alabama | 4-28-2012 |
| 10 | 1,078 | South Carolina | 4-17-2011 |

* - at Lady Back Yard

AT BOGLE PARK (2009- pres.)

| # | Draw | Opponent | Date |
|----|-------|----------------|-----------|
| 1 | 1,544 | #14 Tennessee | 3-18-2017 |
| 2 | 1,531 | #9 Oklahoma | 4-20-2016 |
| 3 | 1,276 | #5 Texas A&M | 4-15-2017 |
| 4 | 1,262 | #12 LSU | 4-30-2016 |
| 5 | 1,234 | #4 Alabama | 5-2-2015 |
| 6 | 1,115 | #4 Florida | 3-24-2012 |
| 7 | 1,106 | #7 Florida | 5-3-2014 |
| 8 | 1,094 | #4 Alabama | 4-28-2012 |
| 9 | 1,078 | South Carolina | 4-17-2011 |
| 10 | 1,055 | South Carolina | 4-16-2011 |

HOME OPENER

| # | Draw | Opponent | Date |
|----|------|-------------------|-----------|
| 1 | 961 | Drake | 2-27-2016 |
| 2 | 833* | Oklahoma | 2-2-2001 |
| 3 | 715 | #19 La.-Lafayette | 3-5-2010 |
| 4 | 604 | #24 Auburn | 3-11-2011 |
| 5 | 518* | Oregon | 2-23-2002 |
| 6 | 510 | Ball State | 2-27-2009 |
| 7 | 505 | Nebraska | 3-3-2017 |
| 8 | 401 | Butler | 2-13-2014 |
| 9 | 373 | Tennessee State | 2-24-2012 |
| 10 | 372 | Tulsa | 3-10-2015 |

* - at Lady Back Yard

ESPN.COM/USA SOFTBALL TOP 25
(Week 11 - April 25)

| # | Team | Record | LW |
|----|---------------|---------|----|
| 1 | Florida (17) | 44-3 | 1 |
| 2 | Arizona (1) | 45-4 | 2 |
| 3 | Florida State | 43-3-1 | 3 |
| 4 | Texas A&M (1) | 40-5 | 4 |
| 5 | Minnesota (1) | 43-3 | 5 |
| 6 | Oregon | 38-6 | 6 |
| 7 | Oklahoma^ | 41-8 | 8 |
| 8 | Tennessee^ | 41-6 | 9 |
| 9 | Washington | 34-10 | 10 |
| 10 | Auburn | 39-8 | 7 |
| 11 | Utah | 30-9 | 11 |
| 12 | UCLA | 33-12 | 14 |
| 13 | Baylor | 36-9 | 13 |
| 14 | Alabama^ | 37-11 | 12 |
| 15 | James Madison | 39-6 | 15 |
| 16 | Louisiana | 36-6 | 18 |
| 17 | Michigan | 34-10-1 | 17 |
| 18 | LSU | 34-14 | 16 |
| 19 | Kentucky^ | 30-13 | 21 |
| 20 | BYU | 32-10 | 19 |
| 21 | Ole Miss | 31-16 | 20 |
| 22 | Illinois | 34-11 | RV |
| 23 | Arizona State | 27-14 | 24 |
| 24 | California | 26-16 | 22 |
| 25 | Georgia^ | 30-18 | 23 |

Receiving Votes: Tulsa^, Mississippi State^, **ARKANSAS**, Ohio State, Marshall, South Carolina, North Carolina, Texas State, USC Upstate, Oklahoma State^.

USA TODAY/NFCA TOP 25
(Week 11 - April 25)

| # | Team | Record | LW |
|-----------|-----------------|--------------|-----------|
| 1 | Florida^ (30) | 44-3 | 1 |
| 2 | Florida State | 43-3-1 | 2 |
| 3 | Arizona (1) | 45-4 | 3 |
| 4 | Minnesota (1) | 43-3 | 5 |
| 5 | Texas A&M^ | 40-5 | 4 |
| 6 | Oregon | 38-6 | 6 |
| 7 | Oklahoma^ | 41-8 | 8 |
| 8 | Washington | 34-10 | 9 |
| 9 | Auburn | 39-8 | 7 |
| 10 | Utah | 30-9 | 10 |
| 11 | Tennessee^ | 41-6 | 11 |
| 12 | UCLA | 33-12 | 13 |
| 13 | Alabama^ | 37-11 | 12 |
| 14 | James Madison | 39-6 | 14 |
| 15 | Baylor | 36-9 | 15 |
| 16 | Louisiana | 36-6 | 17 |
| 17 | LSU | 34-14 | 16 |
| 18 | Kentucky^ | 30-13 | 20 |
| 19 | Michigan | 34-10-1 | 19 |
| 20 | Ole Miss | 31-16 | 18 |
| 21 | BYU | 32-10 | 21 |
| 22 | Georgia^ | 30-18 | 22 |
| 23 | Arizona State | 27-14 | 23 |
| 24 | ARKANSAS | 28-17 | 24 |
| 25 | Marshall | 35-7 | RV |

Receiving Votes: Illinois, Tulsa^, Mississippi State^, South Carolina, Texas State, Missouri^, North Carolina, FIU, California, St. Francis (PA), Ohio State.

^ - 2017 opponent

Overall Statistics

Record: 29-18 Home: 12-6 Away: 8-12 Neutral: 9-0 SEC: 6-15

| Player | avg | gp-gs | ab | r | h | 2b | 3b | hr | rbi | tb | slg% | bb | hp | so | gdp | ob% | sf | sh | sb-att | po | a | e | fld% |
|--------------------|------|-------|------|-----|-----|----|----|----|-----|-----|------|-----|----|-----|-----|-------|----|----|--------|-----|-----|----|-------|
| Autumn Russell | .367 | 47-47 | 139 | 26 | 51 | 4 | 1 | 1 | 11 | 60 | .432 | 5 | 0 | 18 | 0 | .389 | 0 | 4 | 8-9 | 26 | 118 | 5 | .966 |
| Nicole Schroeder | .339 | 47-47 | 124 | 26 | 42 | 10 | 1 | 13 | 42 | 93 | .750 | 31 | 3 | 25 | 0 | .481 | 0 | 1 | 0-0 | 24 | 1 | 1 | .962 |
| Tori Cooper | .302 | 45-42 | 126 | 25 | 38 | 2 | 2 | 9 | 33 | 71 | .563 | 17 | 0 | 28 | 0 | .385 | 0 | 0 | 0-0 | 38 | 0 | 2 | .950 |
| A.J. Belans | .299 | 47-47 | 134 | 16 | 40 | 11 | 0 | 7 | 29 | 72 | .537 | 14 | 1 | 18 | 2 | .369 | 0 | 1 | 0-0 | 43 | 106 | 15 | .909 |
| Ashley Diaz | .286 | 47-47 | 140 | 11 | 40 | 5 | 1 | 3 | 20 | 56 | .400 | 7 | 0 | 20 | 1 | .320 | 0 | 2 | 0-0 | 385 | 9 | 3 | .992 |
| Shelby Hiers | .260 | 47-47 | 123 | 36 | 32 | 6 | 0 | 3 | 17 | 47 | .382 | 34 | 5 | 36 | 0 | .436 | 1 | 0 | 2-2 | 210 | 28 | 4 | .983 |
| Madison Yannetti | .254 | 47-47 | 114 | 15 | 29 | 8 | 0 | 5 | 23 | 52 | .456 | 16 | 0 | 24 | 1 | .344 | 1 | 3 | 0-0 | 94 | 102 | 7 | .966 |
| ----- | | | | | | | | | | | | | | | | | | | | | | | |
| Lauren Archuleta | .600 | 4-0 | 5 | 0 | 3 | 1 | 0 | 0 | 2 | 4 | .800 | 1 | 0 | 2 | 0 | .667 | 0 | 0 | 0-0 | 6 | 0 | 0 | 1.000 |
| Loren Krzysko | .353 | 17-11 | 34 | 6 | 12 | 2 | 0 | 1 | 8 | 17 | .500 | 4 | 0 | 6 | 0 | .421 | 0 | 1 | 0-0 | 5 | 0 | 1 | .833 |
| Rachel Box | .294 | 11-3 | 17 | 1 | 5 | 0 | 0 | 0 | 1 | 5 | .294 | 0 | 1 | 4 | 0 | .333 | 0 | 0 | 0-0 | 0 | 0 | 0 | .000 |
| Stephanie Canfield | .278 | 32-32 | 108 | 23 | 30 | 4 | 2 | 1 | 7 | 41 | .380 | 3 | 3 | 12 | 0 | .313 | 1 | 0 | 4-4 | 21 | 2 | 0 | 1.000 |
| Katie Warrick | .239 | 29-27 | 67 | 9 | 16 | 2 | 0 | 4 | 13 | 30 | .448 | 7 | 1 | 7 | 1 | .316 | 1 | 0 | 0-0 | 1 | 6 | 0 | 1.000 |
| Haydi Bugarin | .227 | 34-16 | 44 | 11 | 10 | 2 | 0 | 2 | 4 | 18 | .409 | 4 | 1 | 19 | 1 | .306 | 0 | 1 | 1-2 | 15 | 0 | 1 | .938 |
| Parker Pocklington | .211 | 25-5 | 19 | 5 | 4 | 1 | 0 | 0 | 2 | 5 | .263 | 0 | 2 | 7 | 0 | .286 | 0 | 0 | 0-0 | 3 | 1 | 2 | .667 |
| Caroline Hedgcock | .200 | 9-4 | 15 | 0 | 3 | 1 | 0 | 0 | 1 | 4 | .267 | 1 | 0 | 4 | 0 | .250 | 0 | 0 | 0-0 | 1 | 19 | 0 | 1.000 |
| Sydney Benz | .167 | 10-1 | 12 | 3 | 2 | 0 | 0 | 0 | 1 | 2 | .167 | 2 | 0 | 3 | 0 | .286 | 0 | 0 | 0-0 | 4 | 1 | 0 | 1.000 |
| Hailey MacKay | .000 | 2-0 | 2 | 0 | 0 | 0 | 0 | 0 | 0 | 0 | .000 | 0 | 0 | 0 | 0 | .000 | 0 | 0 | 0-0 | 0 | 0 | 0 | .000 |
| Aly Manzo | .000 | 2-0 | 1 | 1 | 0 | 0 | 0 | 0 | 0 | 0 | .000 | 0 | 0 | 1 | 0 | .000 | 0 | 0 | 0-0 | 0 | 0 | 0 | .000 |
| Carley Haizlip | .000 | 2-0 | 1 | 0 | 0 | 0 | 0 | 0 | 0 | 0 | .000 | 0 | 0 | 0 | 0 | .000 | 0 | 0 | 0-0 | 0 | 0 | 0 | .000 |
| Betina Beringhele | .000 | 39-0 | 1 | 15 | 0 | 0 | 0 | 0 | 0 | 0 | .000 | 0 | 0 | 0 | 0 | .000 | 0 | 0 | 0-1 | 0 | 0 | 0 | .000 |
| Keely Edwards | .000 | 1-0 | 0 | 0 | 0 | 0 | 0 | 0 | 0 | 0 | .000 | 0 | 0 | 0 | 0 | .000 | 0 | 0 | 0-0 | 0 | 0 | 0 | .000 |
| Sydney Parr | .000 | 33-0 | 0 | 10 | 0 | 0 | 0 | 0 | 0 | 0 | .000 | 2 | 0 | 0 | 0 | 1.000 | 0 | 0 | 1-1 | 5 | 1 | 0 | 1.000 |
| Autumn Storms | .000 | 3-3 | 0 | 0 | 0 | 0 | 0 | 0 | 0 | 0 | .000 | 0 | 0 | 0 | 0 | .000 | 0 | 0 | 0-0 | 1 | 37 | 2 | .950 |
| Grace Moll | .000 | 1-1 | 0 | 0 | 0 | 0 | 0 | 0 | 0 | 0 | .000 | 0 | 0 | 0 | 0 | .000 | 0 | 0 | 0-0 | 1 | 11 | 0 | 1.000 |
| Totals | .291 | 47 | 1226 | 239 | 357 | 59 | 7 | 49 | 214 | 577 | .471 | 148 | 17 | 234 | 6 | .374 | 4 | 13 | 16-19 | 883 | 444 | 44 | .968 |
| Opponents | .243 | 47 | 1125 | 141 | 273 | 33 | 4 | 16 | 126 | 362 | .322 | 100 | 24 | 197 | 6 | .316 | 9 | 25 | 31-43 | 873 | 291 | 50 | .959 |

LOB - Team (297), Opp (260). DPs turned - Team (12), Opp (14). IBB - Team (0), Opp (2).

(All games Sorted by Earned run avg)

| Player | era | w-l | app | gs | cg | sho | sv | ip | h | r | er | bb | so | 2b | 3b | hr | b/avg | wp | hp | bk | sfa | sha |
|-------------------|------|-------|-----|----|----|-----|----|-------|-----|-----|-----|-----|-----|----|----|----|-------|----|----|----|-----|-----|
| Autumn Storms | 1.97 | 14-13 | 32 | 27 | 10 | 1/3 | 2 | 145.2 | 135 | 64 | 41 | 32 | 88 | 20 | 1 | 8 | .242 | 4 | 16 | 0 | 7 | 14 |
| Caroline Hedgcock | 2.29 | 3-2 | 20 | 6 | 2 | 0/2 | 0 | 49.0 | 38 | 22 | 16 | 12 | 26 | 5 | 2 | 1 | .202 | 7 | 3 | 0 | 0 | 2 |
| Grace Moll | 3.41 | 8-3 | 18 | 14 | 3 | 2/1 | 0 | 65.2 | 61 | 36 | 32 | 47 | 65 | 6 | 0 | 4 | .248 | 25 | 3 | 0 | 2 | 5 |
| ----- | | | | | | | | | | | | | | | | | | | | | | |
| Katie Warrick | 2.74 | 3-0 | 11 | 0 | 0 | 0/1 | 0 | 23.0 | 27 | 12 | 9 | 5 | 9 | 2 | 1 | 1 | .300 | 1 | 1 | 0 | 0 | 3 |
| Allison Stewart | 3.18 | 1-0 | 8 | 0 | 0 | 0/2 | 1 | 11.0 | 12 | 7 | 5 | 4 | 9 | 0 | 0 | 2 | .279 | 0 | 1 | 0 | 0 | 1 |
| Totals | 2.45 | 29-18 | 47 | 47 | 15 | 7/4 | 3 | 294.1 | 273 | 141 | 103 | 100 | 197 | 33 | 4 | 16 | .243 | 37 | 24 | 0 | 9 | 25 |
| Opponents | 4.86 | 18-29 | 47 | 47 | 16 | 8/2 | 3 | 291.0 | 357 | 239 | 202 | 148 | 234 | 59 | 7 | 49 | .291 | 28 | 17 | 1 | 4 | 13 |

PB - Team (11), Hiers 11, Opp (11). SBA/ATT - Hiers (31-43), Storms (16-20), Moll (10-18), Hedgcock (4-4), Warrick (1-1).

Conference Statistics

Record: 6-15 Home: 3-6 Away: 3-9 SEC: 6-15

| Player | avg gp-gs | ab | r | h | 2b | 3b | hr | rbi | tb | slg% | bb | hp | so | gdp | ob% | sf | sh | sb-att | po | a | e | fld% |
|--------------------|------------|-----|----|-----|----|----|----|-----|-----|------|----|----|-----|-----|------|----|----|--------|-----|-----|----|-------|
| Tori Cooper | .295 21-21 | 61 | 7 | 18 | 0 | 0 | 2 | 9 | 24 | .393 | 8 | 0 | 14 | 0 | .377 | 0 | 0 | 0-0 | 29 | 0 | 1 | .967 |
| A.J. Belans | .271 21-21 | 59 | 5 | 16 | 2 | 0 | 4 | 11 | 30 | .508 | 8 | 1 | 10 | 0 | .368 | 0 | 0 | 0-0 | 23 | 50 | 5 | .936 |
| Autumn Russell | .265 21-21 | 68 | 6 | 18 | 1 | 0 | 0 | 3 | 19 | .279 | 2 | 0 | 11 | 0 | .286 | 0 | 2 | 2-2 | 12 | 53 | 2 | .970 |
| Ashley Diaz | .217 21-21 | 60 | 1 | 13 | 2 | 0 | 0 | 1 | 15 | .250 | 3 | 0 | 12 | 0 | .254 | 0 | 1 | 0-0 | 168 | 4 | 1 | .994 |
| Madison Yannetti | .192 21-21 | 52 | 3 | 10 | 1 | 0 | 1 | 4 | 14 | .269 | 7 | 0 | 15 | 0 | .283 | 1 | 2 | 0-0 | 53 | 40 | 2 | .979 |
| Nicole Schroeder | .160 21-21 | 50 | 2 | 8 | 1 | 0 | 1 | 2 | 12 | .240 | 14 | 2 | 13 | 0 | .364 | 0 | 1 | 0-0 | 11 | 1 | 1 | .923 |
| Shelby Hiers | .117 21-21 | 60 | 3 | 7 | 0 | 0 | 1 | 3 | 10 | .167 | 12 | 1 | 20 | 0 | .274 | 0 | 0 | 0-0 | 86 | 12 | 2 | .980 |
| ----- | | | | | | | | | | | | | | | | | | | | | | |
| Loren Krzysko | .333 11-8 | 24 | 2 | 8 | 1 | 0 | 0 | 4 | 9 | .375 | 4 | 0 | 5 | 0 | .429 | 0 | 1 | 0-0 | 4 | 0 | 1 | .800 |
| Rachel Box | .250 4-2 | 8 | 0 | 2 | 0 | 0 | 0 | 0 | 2 | .250 | 0 | 0 | 3 | 0 | .250 | 0 | 0 | 0-0 | 0 | 0 | 0 | .000 |
| Stephanie Canfield | .226 10-10 | 31 | 2 | 7 | 0 | 1 | 0 | 1 | 9 | .290 | 0 | 1 | 8 | 0 | .250 | 0 | 0 | 0-0 | 12 | 2 | 0 | 1.000 |
| Haydi Bugarin | .174 16-8 | 23 | 3 | 4 | 0 | 0 | 1 | 1 | 7 | .304 | 1 | 0 | 13 | 0 | .208 | 0 | 0 | 1-1 | 9 | 0 | 1 | .900 |
| Katie Warrick | .133 7-6 | 15 | 0 | 2 | 0 | 0 | 0 | 0 | 2 | .133 | 0 | 0 | 2 | 1 | .133 | 0 | 0 | 0-0 | 0 | 0 | 0 | .000 |
| Caroline Hedgcock | .091 5-3 | 11 | 0 | 1 | 0 | 0 | 0 | 0 | 1 | .091 | 0 | 0 | 3 | 0 | .091 | 0 | 0 | 0-0 | 1 | 11 | 0 | 1.000 |
| Parker Pocklington | .000 10-4 | 9 | 1 | 0 | 0 | 0 | 0 | 0 | 0 | .000 | 0 | 1 | 5 | 0 | .100 | 0 | 0 | 0-0 | 0 | 0 | 0 | .000 |
| Sydney Benz | .000 3-1 | 5 | 1 | 0 | 0 | 0 | 0 | 0 | 0 | .000 | 1 | 0 | 1 | 0 | .167 | 0 | 0 | 0-0 | 0 | 0 | 0 | .000 |
| Autumn Storms | .000 3-3 | 0 | 0 | 0 | 0 | 0 | 0 | 0 | 0 | .000 | 0 | 0 | 0 | 0 | .000 | 0 | 0 | 0-0 | 1 | 23 | 1 | .960 |
| Sydney Parr | .000 10-0 | 0 | 2 | 0 | 0 | 0 | 0 | 0 | 0 | .000 | 0 | 0 | 0 | 0 | .000 | 0 | 0 | 0-0 | 0 | 0 | 0 | .000 |
| Betina Beringhele | .000 18-0 | 0 | 4 | 0 | 0 | 0 | 0 | 0 | 0 | .000 | 0 | 0 | 0 | 0 | .000 | 0 | 0 | 0-1 | 0 | 0 | 0 | .000 |
| Totals | .213 21 | 536 | 42 | 114 | 8 | 1 | 10 | 39 | 154 | .287 | 60 | 6 | 135 | 1 | .299 | 1 | 7 | 3-4 | 409 | 199 | 18 | .971 |
| Opponents | .287 21 | 540 | 86 | 155 | 17 | 2 | 11 | 79 | 209 | .387 | 52 | 11 | 75 | 2 | .357 | 7 | 14 | 19-24 | 427 | 130 | 19 | .967 |

LOB - Team (141), Opp (129). DPs turned - Team (5), Opp (4). IBB - Team (0), Opp (2).

(SEC games only Sorted by Earned run avg)

| Player | era | w-l | app | gs | cg | sho | sv | ip | h | r | er | bb | so | 2b | 3b | hr | b/avg | wp | hp | bk | sfa | sha |
|-------------------|------|------|-----|----|----|-----|----|-------|-----|----|----|----|-----|----|----|----|-------|----|----|----|-----|-----|
| Autumn Storms | 2.82 | 4-11 | 17 | 14 | 6 | 0/0 | 1 | 79.1 | 82 | 41 | 32 | 20 | 42 | 10 | 1 | 6 | .264 | 3 | 10 | 0 | 5 | 6 |
| Caroline Hedgcock | 3.45 | 1-2 | 11 | 3 | 0 | 0/0 | 0 | 24.1 | 24 | 15 | 12 | 6 | 14 | 4 | 1 | 1 | .253 | 4 | 0 | 0 | 0 | 2 |
| ----- | | | | | | | | | | | | | | | | | | | | | | |
| Allison Stewart | 2.10 | 0-0 | 3 | 0 | 0 | 0/0 | 0 | 3.1 | 6 | 3 | 1 | 2 | 2 | 0 | 0 | 1 | .400 | 0 | 0 | 0 | 0 | 1 |
| Katie Warrick | 3.94 | 0-0 | 6 | 0 | 0 | 0/0 | 0 | 10.2 | 19 | 9 | 6 | 4 | 3 | 1 | 0 | 1 | .404 | 1 | 0 | 0 | 0 | 2 |
| Grace Moll | 6.75 | 1-2 | 7 | 4 | 0 | 0/0 | 0 | 18.2 | 24 | 18 | 18 | 20 | 14 | 2 | 0 | 2 | .333 | 12 | 1 | 0 | 2 | 3 |
| Totals | 3.54 | 6-15 | 21 | 21 | 6 | 0/0 | 1 | 136.1 | 155 | 86 | 69 | 52 | 75 | 17 | 2 | 11 | .287 | 20 | 11 | 0 | 7 | 14 |
| Opponents | 1.77 | 15-6 | 21 | 21 | 10 | 7/2 | 2 | 142.1 | 114 | 42 | 36 | 60 | 135 | 8 | 1 | 10 | .213 | 7 | 6 | 0 | 1 | 7 |

PB - Team (6), Hiers 6, Opp (1). SBA/ATT - Hiers (19-24), Storms (11-15), Moll (5-6), Hedgcock (2-2), Warrick (1-1).



2017 Home Run Tracker

| # | Date | Player | # of Runs | Opponent | Site | Inning | Lineup Spot | Game Result |
|-----|---------|--------------------|-----------|-------------------|----------------------|--------|-------------|-------------|
| 1 | 2-11-17 | Madison Yannetti | 2 | UMass Lowell | Denton, Texas | 2 | 8 | W, 10-1 (5) |
| 2 | 2-11-17 | Nicole Schroeder | 2 | UMass Lowell | Denton, Texas | 2 | 3 | W, 10-1 (5) |
| 3 | 2-11-17 | Nicole Schroeder | 3 | UMass Lowell | Denton, Texas | 4 | 3 | W, 10-1 (5) |
| 4 | 2-11-17 | Nicole Schroeder | 2 | North Texas | Denton, Texas | 1 | 3 | W, 11-0 (5) |
| 5 | 2-11-17 | Haydi Bugarin | 2 | North Texas | Denton, Texas | 4 | 7 | W, 11-0 (5) |
| 6 | 2-11-17 | Katie Warrick | 3 | North Texas | Denton, Texas | 5 | 6 | W, 11-0 (5) |
| 7! | 2-11-17 | Madison Yannetti | 1 | North Texas | Denton, Texas | 5 | 8 | W, 11-0 (5) |
| 8! | 2-11-17 | Autumn Russell | 1 | North Texas | Denton, Texas | 5 | 9 | W, 11-0 (5) |
| 9 | 2-12-17 | Madison Yannetti | 3 | UMass Lowell | Denton, Texas | 4 | 8 | W, 11-0 (5) |
| 10 | 2-12-17 | Katie Warrick | 2 | North Texas | Denton, Texas | 4 | 5 | W, 7-0 |
| 11 | 2-17-17 | Nicole Schroeder | 1 | Loyola Marymount | Palm Springs, Calif. | 4 | 3 | W, 15-2 (5) |
| 12 | 2-17-17 | A.J. Belans | 1 | Loyola Marymount | Palm Springs, Calif. | 4 | 6 | W, 15-2 (5) |
| 13* | 2-17-17 | Tori Cooper | 1 | Loyola Marymount | Palm Springs, Calif. | 5 | 8 | W, 15-2 (5) |
| 14! | 2-17-17 | Nicole Schroeder | 3 | Loyola Marymount | Palm Springs, Calif. | 5 | 3 | W, 15-2 (5) |
| 15! | 2-17-17 | Ashley Diaz | 1 | Loyola Marymount | Palm Springs, Calif. | 5 | 4 | W, 15-2 (5) |
| 16 | 2-17-17 | Shelby Hiers | 1 | CSUN | Palm Springs, Calif. | 5 | 2 | W, 8-7 |
| 17 | 2-17-17 | A.J. Belans | 3 | CSUN | Palm Springs, Calif. | 7 | 6 | W, 8-7 |
| 18 | 2-19-17 | Tori Cooper | 4 | San Diego | Palm Springs, Calif. | 1 | 7 | W, 13-1 (5) |
| 19 | 2-19-17 | Katie Warrick | 1 | San Diego | Palm Springs, Calif. | 3 | 5 | W, 13-1 (5) |
| 20 | 2-19-17 | Nicole Schroeder | 4 | San Diego | Palm Springs, Calif. | 3 | 3 | W, 13-1 (5) |
| 21 | 2-19-17 | Tori Cooper | 2 | San Diego | Palm Springs, Calif. | 4 | 7 | W, 13-1 (5) |
| 22 | 2-24-17 | Tori Cooper | 1 | Florida Atlantic | Boca Raton, Fla. | 2 | 5 | L, 3-1 |
| 23 | 2-25-17 | Katie Warrick | 2 | Memphis | Boca Raton, Fla. | 2 | 6 | W, 4-2 |
| 24 | 2-26-17 | A.J. Belans | 1 | Florida A&M | Boca Raton, Fla. | 3 | 7 | W, 9-0 (5) |
| 25 | 2-26-17 | Nicole Schroeder | 2 | Florida A&M | Boca Raton, Fla. | 4 | 3 | W, 9-0 (5) |
| 26! | 3-1-17 | Nicole Schroeder | 2 | Oklahoma State | Stillwater, Okla. | 3 | 3 | W, 7-6 |
| 27! | 3-1-17 | Tori Cooper | 1 | Oklahoma State | Stillwater, Okla. | 3 | 4 | W, 7-6 |
| 28 | 3-1-17 | Nicole Schroeder | 4 | Oklahoma State | Stillwater, Okla. | 6 | 3 | W, 7-6 |
| 29 | 3-3-17 | Nicole Schroeder | 2 | Nebraska | Fayetteville, Ark. | 4 | 3 | W, 2-0 |
| 30 | 3-3-17 | Nicole Schroeder | 4 | Lamar | Fayetteville, Ark. | 5 | 3 | W, 11-3 (5) |
| 31 | 3-5-17 | Nicole Schroeder | 1 | IUPUI | Fayetteville, Ark. | 6 | 3 | W, 8-1 |
| 32 | 3-7-17 | Stephanie Canfield | 2 | UMKC | Fayetteville, Ark. | 1 | 2 | W, 13-1 (5) |
| 33 | 3-7-17 | Ashley Diaz | 3 | UMKC | Fayetteville, Ark. | 2 | 6 | W, 13-1 (5) |
| 34 | 3-17-17 | A.J. Belans | 4 | #14 Tennessee | Fayetteville, Ark. | 3 | 5 | W, 4-3 |
| 35 | 3-22-17 | Ashley Diaz | 2 | Saint Louis | St. Louis, Mo. | 4 | 7 | W, 5-2 |
| 36 | 3-24-17 | Tori Cooper | 1 | #17 Kentucky | Lexington, Ky. | 2 | 4 | L, 2-1 |
| 37 | 3-25-17 | Shelby Hiers | 2 | #17 Kentucky | Lexington, Ky. | 4 | 1 | L, 7-5 |
| 38 | 4-8-17 | Haydi Bugarin | 1 | #25 Missouri | Columbia, Mo. | 4 | 9 | W, 6-5 |
| 39 | 4-9-17 | A.J. Belans | 1 | #25 Missouri | Columbia, Mo. | 2 | 4 | W, 4-2 |
| 40 | 4-9-17 | A.J. Belans | 1 | #25 Missouri | Columbia, Mo. | 4 | 4 | W, 4-2 |
| 41 | 4-9-17 | Madison Yannetti | 2 | #25 Missouri | Columbia, Mo. | 4 | 8 | W, 4-2 |
| 42 | 4-16-17 | Nicole Schroeder | 1 | #5 Texas A&M | Fayetteville, Ark. | 5 | 6 | W, 4-3 |
| 43 | 4-19-17 | Tori Cooper | 1 | ULM | Fayetteville, Ark. | 1 | 3 | W, 9-3 |
| 44 | 4-19-17 | Madison Yannetti | 2 | ULM | Fayetteville, Ark. | 2 | 8 | W, 9-3 |
| 45 | 4-23-17 | A.J. Belans | 3 | Mississippi State | Starkville, Miss. | 1 | 4 | W, 5-4 |
| 46 | 4-24-17 | Tori Cooper | 1 | Mississippi State | Starkville, Miss. | 1 | 3 | L, 4-3 |
| 47! | 4-25-17 | Loren Krzysko | 3 | Jackson State | Jackson, Miss. | 2 | 2 | W, 14-2 (5) |
| 48! | 4-25-17 | Tori Cooper | 1 | Jackson State | Jackson, Miss. | 2 | 3 | W, 14-2 (5) |
| 49 | 4-25-17 | Shelby Hiers | 1 | Jackson State | Jackson, Miss. | 3 | 7 | W, 14-2 (5) |

! - back-to-back | * - pinch hitter



Game by Game | Starters by Position

| DATE | OPPONENT | SP | C | 1B | 2B | 3B | SS | LF | CF | RF | DP |
|-------------|------------------------|----------|-------|------|----------|---------|--------|---------|----------|-----------|-------------|
| February 11 | vs UMass Lowell | Moll | Hiers | Diaz | Yannetti | Russell | Belans | Bugarin | Canfield | Schroeder | Warrick |
| February 11 | at North Texas | Storms | Hiers | Diaz | Yannetti | Russell | Belans | Bugarin | Canfield | Schroeder | Warrick |
| February 12 | vs UMass Lowell | Storms | Hiers | Diaz | Yannetti | Russell | Belans | Bugarin | Canfield | Schroeder | Warrick |
| February 12 | at North Texas | Moll | Hiers | Diaz | Yannetti | Russell | Belans | Cooper | Canfield | Schroeder | Warrick |
| February 17 | vs Loyola Marymount | Storms | Hiers | Diaz | Yannetti | Russell | Belans | Bugarin | Canfield | Schroeder | Warrick |
| February 17 | vs CSUN | Moll | Hiers | Diaz | Yannetti | Russell | Belans | Bugarin | Canfield | Schroeder | Warrick |
| February 19 | vs San Diego | Moll | Hiers | Diaz | Yannetti | Russell | Belans | Cooper | Canfield | Schroeder | Warrick |
| February 24 | vs Florida A&M | Moll | Hiers | Diaz | Yannetti | Russell | Belans | Cooper | Canfield | Schroeder | Warrick |
| February 24 | at Florida Atlantic | Storms | Hiers | Diaz | Yannetti | Russell | Belans | Cooper | Canfield | Schroeder | Warrick |
| February 25 | vs Connecticut | Storms | Hiers | Diaz | Yannetti | Russell | Belans | Cooper | Canfield | Schroeder | Warrick |
| February 25 | vs Memphis | Moll | Hiers | Diaz | Yannetti | Russell | Belans | Cooper | Canfield | Schroeder | Warrick |
| February 26 | vs Florida A&M | Storms | Hiers | Diaz | Yannetti | Russell | Belans | Cooper | Canfield | Schroeder | Warrick |
| March 1 | at Oklahoma State | Storms | Hiers | Diaz | Yannetti | Russell | Belans | Cooper | Canfield | Schroeder | Warrick |
| March 3 | Nebraska | Moll | Hiers | Diaz | Yannetti | Russell | Belans | Cooper | Canfield | Schroeder | Warrick |
| March 3 | Lamar | Storms | Hiers | Diaz | Yannetti | Russell | Belans | Cooper | Canfield | Schroeder | Warrick |
| March 4 | IUPUI | Storms | Hiers | Diaz | Yannetti | Russell | Belans | Cooper | Canfield | Schroeder | Warrick |
| March 4 | Lamar | Moll | Hiers | Diaz | Yannetti | Russell | Belans | Cooper | Canfield | Schroeder | Warrick |
| March 5 | IUPUI | Storms | Hiers | Diaz | Yannetti | Russell | Belans | Cooper | Canfield | Schroeder | Bugarin |
| March 7 | UMKC (Game 1) | Storms | Hiers | Diaz | Yannetti | Russell | Belans | Cooper | Canfield | Schroeder | Warrick |
| March 7 | UMKC (Game 2) | Moll | Hiers | Diaz | Yannetti | Russell | Belans | Cooper | Canfield | Schroeder | Warrick |
| March 10 | at Alabama* | Moll | Hiers | Diaz | Yannetti | Russell | Belans | Cooper | Canfield | Schroeder | Hedgcock |
| March 12 | at Alabama* (Game 1) | Storms | Hiers | Diaz | Yannetti | Russell | Belans | Cooper | Canfield | Schroeder | Hedgcock |
| March 12 | at Alabama* (Game 2) | Moll | Hiers | Diaz | Yannetti | Russell | Belans | Cooper | Canfield | Schroeder | Pocklington |
| March 15 | at Tulsa | Storms | Hiers | Diaz | Yannetti | Russell | Belans | Cooper | Canfield | Schroeder | Warrick |
| March 17 | Tennessee* | Moll | Hiers | Diaz | Yannetti | Russell | Belans | Cooper | Canfield | Schroeder | Warrick |
| March 18 | Tennessee* | Storms | Hiers | Diaz | Yannetti | Russell | Belans | Cooper | Canfield | Schroeder | Warrick |
| March 19 | Tennessee* | Storms | Hiers | Diaz | Yannetti | Russell | Belans | Cooper | Canfield | Schroeder | Warrick |
| March 22 | at Saint Louis | Storms | Hiers | Diaz | Yannetti | Russell | Belans | Cooper | Canfield | Schroeder | Warrick |
| March 24 | at Kentucky* | Storms | Hiers | Diaz | Yannetti | Russell | Belans | Cooper | Canfield | Schroeder | Bugarin |
| March 25 | at Kentucky* (Game 1) | Moll | Hiers | Diaz | Yannetti | Russell | Belans | Cooper | Canfield | Schroeder | Benz |
| March 25 | at Kentucky* (Game 2) | Storms | Hiers | Diaz | Yannetti | Russell | Belans | Cooper | Canfield | Schroeder | Hedgcock |
| March 31 | Florida* | Hedgcock | Hiers | Diaz | Yannetti | Russell | Belans | Cooper | Canfield | Schroeder | Warrick |
| April 1 | Florida* | Storms | Hiers | Diaz | Yannetti | Russell | Belans | Cooper | Bugarin | Schroeder | Warrick |
| April 2 | Florida* | Storms | Hiers | Diaz | Yannetti | Russell | Belans | Cooper | Bugarin | Schroeder | Warrick |
| April 5 | at Oklahoma | Moll | Hiers | Diaz | Yannetti | Russell | Belans | Cooper | Bugarin | Schroeder | Hedgcock |
| April 7 | at Missouri* | Storms | Hiers | Diaz | Yannetti | Russell | Belans | Cooper | Bugarin | Schroeder | Box |
| April 8 | at Missouri* | Storms | Hiers | Diaz | Yannetti | Russell | Belans | Cooper | Bugarin | Schroeder | Krzysko |
| April 9 | at Missouri* | Storms | Hiers | Diaz | Yannetti | Russell | Belans | Cooper | Bugarin | Schroeder | Krzysko |
| April 11 | Tulsa | Hedgcock | Hiers | Diaz | Yannetti | Russell | Belans | Cooper | Bugarin | Schroeder | Krzysko |
| April 14 | Texas A&M* | Storms | Hiers | Diaz | Yannetti | Russell | Belans | Cooper | Bugarin | Schroeder | Krzysko |
| April 15 | Texas A&M* | Hedgcock | Hiers | Diaz | Yannetti | Russell | Belans | Cooper | Bugarin | Schroeder | Krzysko |
| April 16 | Texas A&M* | Storms | Hiers | Diaz | Yannetti | Russell | Belans | Cooper | Krzysko | Schroeder | Pocklington |
| April 19 | ULM | Hedgcock | Hiers | Diaz | Yannetti | Russell | Belans | Cooper | Krzysko | Schroeder | Pocklington |
| April 22 | at Mississippi State* | Storms | Hiers | Diaz | Yannetti | Russell | Belans | Cooper | Krzysko | Schroeder | Pocklington |
| April 23 | at Mississippi State* | Hedgcock | Hiers | Diaz | Yannetti | Russell | Belans | Cooper | Krzysko | Schroeder | Pocklington |
| April 24 | at Mississippi State* | Storms | Hiers | Diaz | Yannetti | Russell | Belans | Cooper | Krzysko | Schroeder | Box |
| April 25 | at Jackson State | Hedgcock | Hiers | Diaz | Yannetti | Russell | Belans | Cooper | Krzysko | Schroeder | Box |
| April 29 | at Notre Dame (Game 1) | | | | | | | | | | |
| April 29 | at Notre Dame (Game 2) | | | | | | | | | | |
| April 30 | at Notre Dame | | | | | | | | | | |
| May 5 | Georgia* | | | | | | | | | | |
| May 6 | Georgia* | | | | | | | | | | |
| May 7 | Georgia* | | | | | | | | | | |



#00 Carley Haizlip

SOPHOMORE | OF | 5-8 | L/R | Midlothian, Texas (Midlothian)

2017 SEASON (1 games)

Hits
 RBI
 Runs
 Walks
 AB

CAREER (10 games)

Hits*1 vs. Wright State | 3-16-16
 RBI
 Runs1 vs. Army West Point | 2-20-16
 Walks*1 vs. Missouri State | 3-29-16
 AB3 vs. Army West Point | 2-20-16

Haizlip's Career Statistics

| Year | Avg | GP | GS | AB | R | H | 2B | 3B | HR | RBI | BB | SO | SB | ATT |
|-------|------|----|----|----|---|---|----|----|----|-----|----|----|----|-----|
| 2016 | .222 | 9 | 1 | 9 | 1 | 2 | 0 | 0 | 0 | 0 | 3 | 1 | 0 | 0 |
| 2017 | .000 | 1 | 0 | 0 | 0 | 0 | 0 | 0 | 0 | 0 | 0 | 0 | 0 | 0 |
| TOTAL | .222 | 10 | 1 | 9 | 1 | 2 | 0 | 0 | 0 | 0 | 3 | 1 | 0 | 0 |



#2 A.J. Belans

JUNIOR | INF | 5-5 | R/R | Hollywood, Fla. (FIU)

2017 SEASON (43 games)

Hits*3 vs IUPUI | 3-5-17
 RBI 4 vs #14 Tennessee | 3-17-17
 Runs*2 at #25 Missouri | 4-9-17
 Walks 2 vs #5 Texas A&M | 4-16-17
 AB *4 at #9 Alabama | 3-12-17

CAREER at Arkansas (43 games)

Hits*3 vs IUPUI | 3-5-17
 RBI 4 vs #14 Tennessee | 3-17-17
 Runs*2 at #25 Missouri | 4-9-17
 Walks 2 vs #5 Texas A&M | 4-16-17
 AB *4 at #9 Alabama | 3-12-17

Belans' Career Statistics (at Arkansas)

| Year | Avg | GP | GS | AB | R | H | 2B | 3B | HR | RBI | BB | SO | SB | ATT |
|-------|------|----|----|-----|----|----|----|----|----|-----|----|----|----|-----|
| 2017 | .281 | 43 | 43 | 121 | 15 | 34 | 8 | 0 | 6 | 23 | 12 | 14 | 0 | 0 |
| TOTAL | .281 | 43 | 43 | 121 | 15 | 34 | 8 | 0 | 6 | 23 | 12 | 14 | 0 | 0 |



#3 Parker Pocklington

SENIOR | INF | 5-4 | R/R | Centralia, Wash. (Centralia)

2017 SEASON (22 games)

Hits*1 vs ULM | 4-19-17
 RBI 2 vs ULM | 4-19-17
 Runs*1 vs ULM | 4-19-17
 Walks
 AB 3 vs ULM | 4-19-17

CAREER (154 games)

Hits 3 vs. Southeast Missouri | 4-29-15
 RBI 4 vs. San Diego | 2-8-14
 Runs3 vs. Butler | 2-13-14
 Walks*2 at #5 Oklahoma | 4-8-15
 AB*4 at Southeast Missouri | 4-29-15

Pocklington's Career Statistics

| Year | Avg | GP | GS | AB | R | H | 2B | 3B | HR | RBI | BB | SO | SB | ATT |
|-------|------|-----|-----|-----|----|----|----|----|----|-----|----|----|----|-----|
| 2014 | .229 | 46 | 44 | 109 | 25 | 25 | 4 | 0 | 4 | 24 | 13 | 15 | 3 | 5 |
| 2015 | .191 | 38 | 31 | 68 | 11 | 13 | 3 | 0 | 0 | 9 | 5 | 10 | 1 | 1 |
| 2016 | .207 | 48 | 47 | 92 | 13 | 19 | 1 | 0 | 4 | 6 | 8 | 14 | 0 | 0 |
| 2017 | .286 | 22 | 3 | 14 | 3 | 4 | 1 | 0 | 0 | 2 | 0 | 5 | 0 | 0 |
| TOTAL | .216 | 154 | 125 | 283 | 52 | 61 | 9 | 0 | 8 | 41 | 26 | 44 | 4 | 6 |



#4 Marley Harmon

SENIOR | C | 5-10 | R/R | Kimberling, Mo. (Western Kentucky)

2017 SEASON (- games)

Hits
 RBI
 Runs
 Walks
 AB

CAREER (1 game)

Hits
 RBI
 Runs
 Walks
 AB1 vs. #3 Auburn | 4-16-16

Harmon's Career Statistics

| Year | Avg | GP | GS | AB | R | H | 2B | 3B | HR | RBI | BB | SO | SB | ATT |
|-------|------|----|----|----|---|---|----|----|----|-----|----|----|----|-----|
| 2016 | .000 | 1 | 0 | 1 | 0 | 0 | 0 | 0 | 0 | 0 | 0 | 0 | 0 | 0 |
| TOTAL | .000 | 1 | 0 | 1 | 0 | 0 | 0 | 0 | 0 | 0 | 0 | 0 | 0 | 0 |



#5 Hailey MacKay

FRESHMAN | INF | 5-8 | R/R | Leander, Texas (Leander)

2017 SEASON (2 games)

Hits
 RBI
 Runs
 Walks
 AB *1 vs Florida A&M | 2-26-17

CAREER (2 games)

Hits
 RBI
 Runs
 Walks
 AB *1 vs Florida A&M | 2-26-17

MacKay's Career Statistics

| Year | Avg | GP | GS | AB | R | H | 2B | 3B | HR | RBI | BB | SO | SB | ATT |
|-------|------|----|----|----|---|---|----|----|----|-----|----|----|----|-----|
| 2017 | .000 | 2 | 0 | 2 | 0 | 0 | 0 | 0 | 0 | 0 | 0 | 0 | 0 | 0 |
| TOTAL | .000 | 2 | 0 | 2 | 0 | 0 | 0 | 0 | 0 | 0 | 0 | 0 | 0 | 0 |



#6 Tori Cooper

JUNIOR | OF | 5-5 | L/L | Nederland, Texas (Nederland)

2017 SEASON (41 games)

Hits *3 at #9 Alabama | 3-12-17
 RBI6 vs San Diego | 2-19-17
 Runs3 vs San Diego | 2-19-17
 Walks *2 at #25 Missouri | 4-9-17
 AB5 at #9 Alabama | 3-12-17

CAREER (127 games)

Hits *3 at #9 Alabama | 3-12-17
 RBI6 vs San Diego | 2-19-17
 Runs3 vs San Diego | 2-19-17
 Walks *2 at #25 Missouri | 4-9-17
 AB5 at #9 Alabama | 3-12-17

Cooper's Career Statistics

| Year | Avg | GP | GS | AB | R | H | 2B | 3B | HR | RBI | BB | SO | SB | ATT |
|-------|------|-----|----|-----|----|----|----|----|----|-----|----|----|----|-----|
| 2015 | .258 | 39 | 27 | 62 | 12 | 16 | 3 | 0 | 1 | 5 | 5 | 16 | 2 | 2 |
| 2016 | .287 | 47 | 33 | 108 | 12 | 31 | 6 | 0 | 3 | 11 | 7 | 25 | 0 | 0 |
| 2017 | .301 | 41 | 38 | 113 | 21 | 34 | 2 | 2 | 7 | 29 | 15 | 26 | 0 | 0 |
| TOTAL | .286 | 127 | 98 | 283 | 45 | 81 | 11 | 2 | 11 | 45 | 27 | 67 | 2 | 2 |



#7 Sydney Parr

FRESHMAN | OF | 5-7 | R/L | North Little Rock, Ark. (North Little Rock)

2017 SEASON (31 games)

Hits
 RBI
 Runs *1 vs Tulsa | 4-11-17
 Walks 1 vs UMass Lowell | 2-12-17
 AB

CAREER (31 games)

Hits
 RBI
 Runs *1 vs Tulsa | 4-11-17
 Walks 1 vs UMass Lowell | 2-12-17
 AB

Parr's Career Statistics

| Year | Avg | GP | GS | AB | R | H | 2B | 3B | HR | RBI | BB | SO | SB | ATT |
|-------|------|----|----|----|---|---|----|----|----|-----|----|----|----|-----|
| 2017 | .000 | 31 | 0 | 0 | 8 | 0 | 0 | 0 | 0 | 0 | 1 | 0 | 1 | 1 |
| TOTAL | .000 | 31 | 0 | 0 | 8 | 0 | 0 | 0 | 0 | 0 | 1 | 0 | 1 | 1 |



#8 Autumn Russell

JUNIOR | INF/OF | 5-7 | L/R | Greenbrier, Ark. (Greenbrier)

2017 SEASON (43 games)

Hits 3 vs Lamar | 3-4-17
 RBI *2 vs ULM | 4-19-17
 Runs *2 vs IUPUI | 3-5-17
 Walks *1 at #17 Kentucky | 3-24-17
 AB *4 vs ULM | 4-19-17

CAREER (144 games)

Hits 4 vs. Central Michigan | 2-21-16
 RBI 4 vs. Buffalo | 3-4-16
 Runs 3 vs. Central Michigan | 2-21-16
 Walks *2 vs #3 Auburn | 4-15-16
 AB 5 vs. Buffalo | 3-4-16

Russell's Career Statistics

| Year | Avg | GP | GS | AB | R | H | 2B | 3B | HR | RBI | BB | SO | SB | ATT |
|-------|------|-----|-----|-----|----|-----|----|----|----|-----|----|----|----|-----|
| 2015 | .243 | 45 | 27 | 70 | 12 | 17 | 1 | 0 | 0 | 1 | 2 | 20 | 4 | 5 |
| 2016 | .281 | 56 | 56 | 167 | 28 | 47 | 4 | 2 | 0 | 13 | 7 | 24 | 12 | 13 |
| 2017 | .352 | 43 | 43 | 125 | 23 | 44 | 4 | 1 | 1 | 11 | 4 | 17 | 8 | 9 |
| TOTAL | .298 | 144 | 126 | 362 | 63 | 108 | 9 | 3 | 1 | 25 | 13 | 61 | 24 | 27 |



#9 Autumn Storms

FRESHMAN | RHP | 5-10 | R/R | Temecula, Calif. (Great Oak HS)

2017 SEASON (25 appearances)

Innings..... *8.1 at #9 Alabama | 3-12-17
 Strikeouts..... 8 at Florida Atlantic | 2-24-17
 Walks 5 at #9 Alabama | 3-12-17
 Wild Pitches 2 at #17 Kentucky | 3-25-17
 # of Pitches 159 at #9 Alabama | 3-12-17

CAREER (25 appearances)

Innings..... *8.1 at #9 Alabama | 3-12-17
 Strikeouts..... 8 at Florida Atlantic | 2-24-17
 Walks 5 at #9 Alabama | 3-12-17
 Wild Pitches 2 at #17 Kentucky | 3-25-17
 # of Pitches 159 at #9 Alabama | 3-12-17

Storms' Career Statistics

| Year | ERA | W | L | App | GS | CG | SHO | CBO | SV | IP | H | R | ER | BB | SO |
|-------|------|----|----|-----|----|----|-----|-----|----|-------|-----|----|----|----|----|
| 2017 | 1.88 | 13 | 11 | 29 | 25 | 9 | 1 | 3 | 2 | 134.1 | 124 | 58 | 36 | 29 | 86 |
| TOTAL | 1.88 | 13 | 11 | 29 | 25 | 9 | 1 | 3 | 2 | 134.1 | 124 | 58 | 36 | 29 | 86 |



#10 Haydi Bugarin

SOPHOMORE | OF | 5-3 | R/R | San Antonio, Texas (East Central HS)

2017 SEASON (32 games)

Hits *2 at #25 Missouri | 4-8-17
 RBI 2 at North Texas | 2-11-17
 Runs *1 vs #5 Texas A&M | 4-16-17
 Walks *1 vs Tulsa | 4-11-17
 AB 4 at #25 Missouri | 4-8-17

CAREER (61 games)

Hits *2 at #25 Missouri | 4-8-17
 RBI 3 at Ole Miss | 4-22-16
 Runs *1 vs #5 Texas A&M | 4-16-17
 Walks *2 vs. #23 Nebraska | 3-19-16
 AB *4 at #25 Missouri | 4-8-17

Bugarin's Career Statistics

| Year | Avg | GP | GS | AB | R | H | 2B | 3B | HR | RBI | BB | SO | SB | ATT |
|-------|------|----|----|----|----|----|----|----|----|-----|----|----|----|-----|
| 2016 | .138 | 29 | 8 | 29 | 9 | 4 | 1 | 0 | 1 | 4 | 6 | 11 | 0 | 0 |
| 2017 | .233 | 32 | 16 | 43 | 11 | 10 | 2 | 0 | 2 | 4 | 4 | 19 | 1 | 2 |
| TOTAL | .194 | 61 | 24 | 72 | 20 | 14 | 3 | 0 | 3 | 8 | 10 | 30 | 1 | 2 |



#11 Betina Beringhele

JUNIOR | INF | 5-4 | R/R | Culver City, Calif. (Golden West College)

2017 SEASON (35 games)

Hits
 RBI
 Runs *1 vs ULM | 4-19-17
 Walks
 AB

CAREER (41 games)

Hits
 RBI
 Runs *1 vs ULM | 4-19-17
 Walks
 AB

Beringhele's Career Statistics

| Year | Avg | GP | GS | AB | R | H | 2B | 3B | HR | RBI | BB | SO | SB | ATT |
|-------|------|----|----|----|----|---|----|----|----|-----|----|----|----|-----|
| 2016 | .000 | 6 | 0 | 0 | 1 | 0 | 0 | 0 | 0 | 0 | 0 | 0 | 0 | 0 |
| 2017 | .000 | 35 | 0 | 0 | 14 | 0 | 0 | 0 | 0 | 0 | 0 | 0 | 0 | 0 |
| TOTAL | .000 | 41 | 0 | 0 | 15 | 0 | 0 | 0 | 0 | 0 | 0 | 0 | 0 | 0 |



#12 Loren Krzysko

R-JUNIOR | OF | 5-3 | R/R | Barrington, Ill. (Barrington)

2017 SEASON (13 games)

Hits *2 vs #5 Texas A&M | 4-14-17
 RBI 2 at #25 Missouri | 4-8-17
 Runs *1 vs #5 Texas A&M | 4-16-17
 Walks 2 vs #5 Texas A&M | 4-16-17
 AB 4 vs ULM | 4-19-17

CAREER (90 games)

Hits *2 vs Tulsa | 4-11-17
 RBI 3 vs. #12 LSU | 4-30-16
 Runs 2 at Ole Miss | 4-22-16
 Walks *2 vs #5 Texas A&M | 4-16-17
 AB *4 vs ULM | 4-19-17

Krzysko's Career Statistics

| Year | Avg | GP | GS | AB | R | H | 2B | 3B | HR | RBI | BB | SO | SB | ATT |
|-------|------|----|----|-----|----|----|----|----|----|-----|----|----|----|-----|
| 2015 | .182 | 31 | 21 | 55 | 5 | 10 | 3 | 0 | 0 | 9 | 10 | 11 | 0 | 2 |
| 2016 | .205 | 46 | 26 | 78 | 8 | 16 | 4 | 0 | 1 | 7 | 8 | 15 | 1 | 2 |
| 2017 | .350 | 13 | 7 | 20 | 3 | 7 | 1 | 0 | 0 | 3 | 3 | 4 | 0 | 0 |
| TOTAL | .216 | 90 | 54 | 153 | 16 | 33 | 8 | 0 | 1 | 19 | 21 | 30 | 1 | 4 |



#13 Grace Moll

SENIOR | RHP | 5-9 | R/R | Shelbyville, Ill. (Shelbyville)

2017 SEASON (17 appearances)

Innings.....*7.0 vs Nebraska | 3-3-17
 Strikeouts..... *9 vs Florida A&M | 2-24-17
 Walks.....5 at #9 Alabama | 3-12-17
 Wild Pitches.....*3 vs #14 Tennessee | 3-19-17
 # of Pitches.....112 vs CSUN | 2-17-17

CAREER (117 appearances)

Innings.....8.0 vs New Mexico | 3-18-16
 Strikeouts.....11 at SE Missouri | 4-6-16
 Walks.....*9 at Ole Miss | 4-23-16
 Wild Pitches.....*3 vs #14 Tennessee | 3-19-17
 # of Pitches.....162 at Ole Miss | 4-24-16

Moll's Career Statistics

| Year | ERA | W | L | App | GS | CG | SHO | CBO | SV | IP | H | R | ER | BB | SO |
|-------|------|----|----|-----|----|----|-----|-----|----|-------|-----|-----|-----|-----|-----|
| 2014 | 3.84 | 10 | 7 | 30 | 19 | 7 | 3 | 2 | 0 | 109.1 | 125 | 91 | 60 | 63 | 71 |
| 2015 | 7.86 | 1 | 9 | 24 | 14 | 1 | 0 | 0 | 0 | 67.2 | 112 | 101 | 76 | 55 | 32 |
| 2016 | 5.41 | 12 | 31 | 46 | 43 | 25 | 1 | 0 | 1 | 244.2 | 287 | 233 | 189 | 214 | 185 |
| 2017 | 3.50 | 8 | 3 | 17 | 14 | 3 | 2 | 1 | 0 | 64.0 | 60 | 36 | 32 | 45 | 63 |
| TOTAL | 5.15 | 31 | 50 | 117 | 90 | 36 | 6 | 3 | 1 | 485.2 | 584 | 461 | 357 | 377 | 351 |



#14 Stephanie Canfield

R-SENIOR | OF | 5-9 | L/R | St. Joseph, Ill. (Ogden HS)

2017 SEASON (32 games)

Hits.....4 vs Florida A&M | 2-24-17
 RBI.....2 vs UMKC | 3-7-17
 Runs.....*2 vs UMKC | 3-7-17
 Walks.....*1 at Oklahoma State | 3-1-17
 AB.....*5 at #9 Alabama | 3-12-17

CAREER (194 games)

Hits.....*4 vs Florida A&M | 2-24-17
 RBI.....*4 vs. Texas | 3-14-15
 Runs.....*3 vs. Central Michigan | 2-21-16
 Walks.....*2 at #8 Georgia | 3-21-15
 AB.....*5 at #9 Alabama | 3-12-17

Canfield's Career Statistics

| Year | Avg | GP | GS | AB | R | H | 2B | 3B | HR | RBI | BB | SO | SB | ATT |
|-------|------|-----|-----|-----|-----|-----|----|----|----|-----|----|----|----|-----|
| 2013 | .381 | 45 | 45 | 147 | 22 | 56 | 8 | 2 | 1 | 20 | 8 | 15 | 2 | 4 |
| 2014 | .348 | 55 | 55 | 181 | 44 | 63 | 9 | 4 | 1 | 28 | 14 | 14 | 10 | 10 |
| 2015 | .320 | 47 | 47 | 150 | 17 | 48 | 6 | 4 | 3 | 22 | 12 | 13 | 16 | 18 |
| 2016 | .471 | 15 | 15 | 51 | 13 | 24 | 1 | 3 | 0 | 7 | 3 | 4 | 2 | 2 |
| 2017 | .278 | 32 | 32 | 108 | 23 | 30 | 4 | 2 | 1 | 7 | 3 | 12 | 4 | 4 |
| TOTAL | .347 | 194 | 194 | 637 | 119 | 221 | 28 | 15 | 6 | 84 | 40 | 58 | 34 | 38 |



#15 Rachel Box

R-JUNIOR | C | 5-6 | R/R | White Hall, Ark. (White Hall)

2017 SEASON (8 games)

Hits*1 at #25 Missouri | 4-7-17
 RBI 1 vs Loyola Marymount | 2-17-17
 Runs
 Walks
 AB 3 at #25 Missouri | 4-7-17

CAREER (79 games)

Hits*3 vs. Grand Canyon | 3-20-16
 RBI*2 vs. South Carolina | 4-10-16
 Runs*2 vs. #23 Nebraska | 3-19-16
 Walks*1 at Southeast Missouri | 4-6-16
 AB*5 vs. #23 Nebraska | 3-19-16

Box's Career Statistics

| Year | Avg | GP | GS | AB | R | H | 2B | 3B | HR | RBI | BB | SO | SB | ATT |
|-------|------|----|----|-----|----|----|----|----|----|-----|----|----|----|-----|
| 2015 | .239 | 28 | 14 | 46 | 3 | 11 | 2 | 0 | 2 | 8 | 5 | 11 | 0 | 0 |
| 2016 | .248 | 43 | 32 | 113 | 9 | 28 | 7 | 0 | 4 | 14 | 3 | 28 | 0 | 0 |
| 2017 | .400 | 8 | 1 | 10 | 0 | 4 | 0 | 0 | 0 | 1 | 0 | 4 | 0 | 0 |
| TOTAL | .254 | 79 | 47 | 169 | 12 | 43 | 9 | 0 | 6 | 23 | 8 | 43 | 0 | 0 |



#16 Keely Edwards

FRESHMAN | INF | 5-7 | R/R | Harrisburg, Ark. (Harrisburg)

2017 SEASON (1 game)

Hits
 RBI
 Runs
 Walks
 AB

CAREER (1 game)

Hits
 RBI
 Runs
 Walks
 AB

Edwards' Career Statistics

| Year | Avg | GP | GS | AB | R | H | 2B | 3B | HR | RBI | BB | SO | SB | ATT |
|-------|------|----|----|----|---|---|----|----|----|-----|----|----|----|-----|
| 2017 | .000 | 0 | 0 | 0 | 0 | 0 | 0 | 0 | 0 | 0 | 0 | 0 | 0 | 0 |
| TOTAL | .000 | 0 | 0 | 0 | 0 | 0 | 0 | 0 | 0 | 0 | 0 | 0 | 0 | 0 |



#17 Madison Yannetti

JUNIOR | INF | 5-8 | R/R | Mesquite, Texas (Poteet HS)

2017 SEASON (43 games)

Hits*2 vs #5 Texas A&M | 4-16-17
 RBI 4 vs UMKC | 3-7-17
 Runs*2 vs ULM | 4-19-17
 Walks 3 at #9 Oklahoma | 4-5-17
 AB*4 at #25 Missouri | 4-8-17

CAREER (131 games)

Hits*2 vs #5 Texas A&M | 4-16-17
 RBI 4 vs UMKC | 3-7-17
 Runs*2 vs ULM | 4-19-17
 Walks 3 at #9 Oklahoma | 4-5-17
 AB*4 at #25 Missouri | 4-8-17

Yannetti's Career Statistics

| Year | Avg | GP | GS | AB | R | H | 2B | 3B | HR | RBI | BB | SO | SB | ATT |
|-------|------|-----|-----|-----|----|----|----|----|----|-----|----|----|----|-----|
| 2015 | .229 | 32 | 26 | 70 | 7 | 16 | 2 | 0 | 1 | 4 | 11 | 14 | 0 | 0 |
| 2016 | .179 | 56 | 56 | 123 | 13 | 22 | 5 | 0 | 1 | 16 | 19 | 21 | 0 | 0 |
| 2017 | .257 | 43 | 43 | 105 | 14 | 27 | 8 | 0 | 5 | 20 | 14 | 22 | 0 | 0 |
| TOTAL | .218 | 131 | 125 | 298 | 34 | 65 | 15 | 0 | 7 | 40 | 44 | 57 | 0 | 0 |



#18 Ashley Diaz

SOPHOMORE | INF | 5-10 | R/R | South El Monte, Calif. (South El Monte)

2017 SEASON (43 games)

Hits*3 vs IUPUI | 3-4-17
 RBI 3 vs UMKC | 3-7-17
 Runs 2 vs Loyola Marymount | 2-17-17
 Walks 2 at #17 Kentucky | 3-24-17
 AB*5 at #9 Alabama | 3-12-17

CAREER (96 games)

Hits*3 vs IUPUI | 3-4-17
 RBI*3 vs UMKC | 3-7-17
 Runs*2 vs Loyola Marymount | 2-17-17
 Walks*2 at #17 Kentucky | 3-24-17
 AB*5 at #9 Alabama | 3-12-17

Diaz's Career Statistics

| Year | Avg | GP | GS | AB | R | H | 2B | 3B | HR | RBI | BB | SO | SB | ATT |
|-------|------|----|----|-----|----|----|----|----|----|-----|----|----|----|-----|
| 2016 | .331 | 53 | 53 | 160 | 22 | 53 | 3 | 0 | 12 | 41 | 15 | 32 | 1 | 1 |
| 2017 | .277 | 43 | 43 | 130 | 9 | 36 | 4 | 1 | 3 | 20 | 6 | 18 | 0 | 0 |
| TOTAL | .307 | 96 | 96 | 290 | 31 | 89 | 7 | 1 | 15 | 61 | 21 | 50 | 1 | 1 |



#19 Lauren Archuleta

R-SOPHOMORE | C | 5-8 | R/R | Rockwall, Texas (Rockwall)

2017 SEASON (3 games)

Hits 1 vs UMKC | 3-7-17
 RBI
 Runs
 Walks 1 vs UMKC | 3-7-17
 AB 2 vs UMKC | 3-7-17

CAREER (48 games)

Hits 3 vs. Buffalo | 3-4-16
 RBI 4 vs. South Carolina | 4-10-16
 Runs 3 vs. Buffalo | 3-4-16
 Walks 2 vs. New Mexico | 2-19-16
 AB *4 vs. #23 Nebraska | 3-19-16

Archuleta's Career Statistics

| Year | Avg | GP | GS | AB | R | H | 2B | 3B | HR | RBI | BB | SO | SB | ATT |
|-------|------|----|----|----|----|----|----|----|----|-----|----|----|----|-----|
| 2016 | .244 | 45 | 44 | 82 | 15 | 20 | 2 | 0 | 2 | 16 | 11 | 26 | 2 | 2 |
| 2017 | .333 | 3 | 0 | 3 | 0 | 1 | 1 | 0 | 0 | 0 | 1 | 2 | 0 | 0 |
| TOTAL | .247 | 48 | 44 | 85 | 15 | 21 | 3 | 0 | 2 | 16 | 12 | 28 | 2 | 2 |



#20 Macy Brotherton

FRESHMAN | C | 5-9 | R/R | Mena, Ark. (Mena)

2017 SEASON (- games)

Hits
 RBI
 Runs
 Walks
 AB

CAREER (- games)

Hits
 RBI
 Runs
 Walks
 AB

Brotherton's Career Statistics

| Year | Avg | GP | GS | AB | R | H | 2B | 3B | HR | RBI | BB | SO | SB | ATT |
|-------|-----|----|----|----|---|---|----|----|----|-----|----|----|----|-----|
| 2017 | - | - | - | - | - | - | - | - | - | - | - | - | - | - |
| TOTAL | - | - | - | - | - | - | - | - | - | - | - | - | - | - |



#21 *Kylie Smith*

R-JUNIOR | OF | 5-4 | L/L | Manhattan, Kan. (Manhattan)

2017 SEASON (- games)

Hits
 RBI
 Runs
 Walks
 AB

CAREER (22 games)

Hits --
 RBI --
 Runs *1 vs. South Carolina | 4-10-16
 Walks --
 AB 1 vs. #3 Auburn | 4-16-16

Smith's Career Statistics

| Year | Avg | GP | GS | AB | R | H | 2B | 3B | HR | RBI | BB | SO | SB | ATT |
|-------|------|----|----|----|---|---|----|----|----|-----|----|----|----|-----|
| 2015 | .000 | 8 | 0 | 0 | 2 | 0 | 0 | 0 | 0 | 0 | 0 | 0 | 1 | 1 |
| 2016 | .000 | 14 | 0 | 1 | 4 | 0 | 0 | 0 | 0 | 0 | 0 | 1 | 0 | 0 |
| TOTAL | .000 | 22 | 0 | 1 | 6 | 0 | 0 | 0 | 0 | 0 | 0 | 1 | 1 | 1 |



#24 *Shelby Hiers*

SENIOR | C | 5-7 | R/R | Quitman, Ga. (Brooks County HS)

2017 SEASON (43 games)

Hits *2 vs UMKC | 3-7-17
 RBI 3 at #17 Kentucky | 3-25-17
 Runs *3 vs Lamar | 3-3-17
 Walks 3 vs #14 Tennessee | 3-18-17
 AB *4 vs #5 Texas A&M | 4-15-17

CAREER (150 games)

Hits *3 vs. South Carolina | 4-9-16
 RBI *4 vs. UMKC | 2-16-14
 Runs *3 vs Lamar | 3-3-17
 Walks *3 vs #14 Tennessee | 3-18-17
 AB *4 vs #5 Texas A&M | 4-15-17

Hiers' Career Statistics

| Year | Avg | GP | GS | AB | R | H | 2B | 3B | HR | RBI | BB | SO | SB | ATT |
|-------|------|-----|-----|-----|----|----|----|----|----|-----|----|----|----|-----|
| 2014 | .100 | 20 | 17 | 30 | 10 | 3 | 0 | 0 | 1 | 4 | 19 | 10 | 1 | 1 |
| 2015 | .216 | 32 | 28 | 74 | 17 | 16 | 2 | 1 | 4 | 14 | 17 | 17 | 8 | 9 |
| 2016 | .283 | 55 | 51 | 152 | 28 | 43 | 7 | 0 | 9 | 22 | 18 | 27 | 0 | 1 |
| 2017 | .270 | 43 | 43 | 111 | 35 | 30 | 6 | 0 | 2 | 16 | 34 | 34 | 2 | 2 |
| TOTAL | .251 | 150 | 139 | 367 | 90 | 92 | 15 | 1 | 16 | 56 | 88 | 88 | 11 | 13 |



#28 Sydney Benz

SOPHOMORE | INF | 5-5 | R/R | Carol Stream, Ill. (Louisville)

2017 SEASON (9 games)

Hits *1 vs San Diego | 2-19-17
 RBI 1 vs UMKC | 3-7-17
 Runs *1 at #17 Kentucky | 3-25-17
 Walks *1 at #17 Kentucky | 3-25-17
 AB 3 at #17 Kentucky | 3-25-17

CAREER (9 games)

Hits *1 vs San Diego | 2-19-17
 RBI 1 vs UMKC | 3-7-17
 Runs *1 at #17 Kentucky | 3-25-17
 Walks *1 at #17 Kentucky | 3-25-17
 AB 3 at #17 Kentucky | 3-25-17

Benz's Career Statistics

| Year | Avg | GP | GS | AB | R | H | 2B | 3B | HR | RBI | BB | SO | SB | ATT |
|-------|------|----|----|----|---|---|----|----|----|-----|----|----|----|-----|
| 2017 | .200 | 9 | 1 | 10 | 3 | 2 | 0 | 0 | 0 | 1 | 2 | 3 | 0 | 0 |
| TOTAL | .200 | 9 | 1 | 10 | 3 | 2 | 0 | 0 | 0 | 1 | 2 | 3 | 0 | 0 |



#29 Nicole Schroeder

R-SENIOR | OF | 5-10 | R/R | Yorba Linda, Calif. (Esperanza, Calif.)

2017 SEASON (43 games)


Hits *3 at Oklahoma State | 3-1-17
 RBI 6 at Oklahoma State | 3-1-17
 Runs 3 vs Loyola Marymount | 2-17-17
 Walks 3 vs #14 Tennessee | 3-17-17
 AB *4 at #17 Kentucky | 3-24-17

CAREER (181 games)

Hits *3 vs Loyola Marymount | 2-17-17
 RBI *6 at Oklahoma State | 3-1-17
 Runs *3 vs Loyola Marymount | 2-17-17
 Walks *3 vs #14 Tennessee | 3-17-17
 AB *4 at #17 Kentucky | 3-24-17

Schroeder's Career Statistics

| Year | Avg | GP | GS | AB | R | H | 2B | 3B | HR | RBI | BB | SO | SB | ATT |
|-------|------|-----|-----|-----|----|-----|----|----|----|-----|----|-----|----|-----|
| 2013 | .239 | 52 | 52 | 138 | 20 | 33 | 6 | 0 | 9 | 27 | 27 | 42 | 0 | 0 |
| 2015 | .108 | 33 | 28 | 74 | 7 | 8 | 2 | 0 | 4 | 14 | 14 | 31 | 0 | 0 |
| 2016 | .259 | 53 | 47 | 135 | 16 | 35 | 8 | 0 | 8 | 28 | 19 | 45 | 0 | 0 |
| 2017 | .348 | 43 | 43 | 115 | 25 | 40 | 10 | 1 | 13 | 42 | 27 | 25 | 0 | 0 |
| TOTAL | .251 | 181 | 170 | 462 | 68 | 116 | 26 | 1 | 34 | 111 | 87 | 143 | 0 | 0 |



#31 Caroline Hedgcock

FRESHMAN | LHP | 5-8 | R/L | Downers Grove, Ill. (South HS)

2017 SEASON (9 games)

Hits *1 at #17 Kentucky | 3-25-17
 RBI 1 vs UMKC | 3-7-17
 Runs
 Walks 1 vs UMKC | 3-7-17
 AB 3 at #17 Kentucky | 3-25-17

CAREER (9 games)

Hits *1 at #17 Kentucky | 3-25-17
 RBI 1 vs UMKC | 3-7-17
 Runs
 Walks 1 vs UMKC | 3-7-17
 AB 3 at #17 Kentucky | 3-25-17

2017 SEASON (18 appearance)

Innings 7.0 vs Tulsa | 4-11-17
 Strikeouts 5 vs #2 Florida | 3-31-17
 Walks *2 at #9 Oklahoma | 4-5-17
 Wild Pitches *1 vs #5 Texas A&M | 4-15-17
 # of Pitches 95 at #9 Oklahoma | 4-5-17

CAREER (18 appearance)

Innings 7.0 vs Tulsa | 4-11-17
 Strikeouts 5 vs #2 Florida | 3-31-17
 Walks *2 at #9 Oklahoma | 4-5-17
 Wild Pitches *1 vs #5 Texas A&M | 4-15-17
 # of Pitches 95 at #9 Oklahoma | 4-5-17

Hedgcock's Career Statistics

| Year | Avg | GP | GS | AB | R | H | 2B | 3B | HR | RBI | BB | SO | SB | ATT |
|-------|------|----|----|----|---|---|----|----|----|-----|----|----|----|-----|
| 2017 | .200 | 9 | 4 | 15 | 0 | 3 | 1 | 0 | 0 | 1 | 1 | 4 | 0 | 0 |
| TOTAL | .200 | 9 | 4 | 15 | 0 | 3 | 1 | 0 | 0 | 1 | 1 | 4 | 0 | 0 |

| Year | ERA | W | L | App | GS | CG | SHO | CBO | SV | IP | H | R | ER | BB | SO |
|-------|------|---|---|-----|----|----|-----|-----|----|------|----|----|----|----|----|
| 2017 | 1.79 | 2 | 2 | 18 | 4 | 1 | 0 | 2 | 0 | 43.0 | 31 | 16 | 11 | 9 | 23 |
| TOTAL | 1.79 | 2 | 2 | 18 | 4 | 1 | 0 | 2 | 0 | 43.0 | 31 | 16 | 11 | 9 | 23 |



#32 Allison Stewart

RS-SO | RHP | 5-1 | R/R | Olathe, Kan. (East HS)

2017 SEASON (7 appearance)


Innings *2.0 at #9 Alabama | 3-12-17
 Strikeouts *3 vs IUPUI | 3-4-17
 Walks 2 at Tulsa | 3-15-17
 Wild Pitches
 # of Pitches 34 at #9 Alabama | 3-12-17

CAREER (29 appearances)

Innings *5.0 vs. Marist | 2-21-15
 Strikeouts *4 at SE Louisiana | 2-28-15
 Walks *3 vs. #4 Alabama | 5-2-15
 Wild Pitches *1 at #8 Auburn | 4-26-15
 # of Pitches 95 at #5 Oklahoma | 4-8-15

Stewart's Career Statistics

| Year | ERA | W | L | App | GS | CG | SHO | CBO | SV | IP | H | R | ER | BB | SO |
|-------|-------|---|---|-----|----|----|-----|-----|----|------|----|----|----|----|----|
| 2015 | 6.41 | 4 | 7 | 21 | 9 | 1 | 1 | 0 | 0 | 51.1 | 76 | 58 | 47 | 31 | 33 |
| 2016 | 42.00 | 0 | 0 | 1 | 0 | 0 | 0 | 0 | 0 | 0.1 | 3 | 2 | 2 | 0 | 0 |
| 2017 | 2.55 | 1 | 0 | 7 | 0 | 0 | 0 | 2 | 1 | 11.0 | 11 | 6 | 4 | 3 | 9 |
| TOTAL | 5.92 | 5 | 7 | 29 | 9 | 1 | 1 | 2 | 1 | 62.2 | 90 | 66 | 53 | 34 | 42 |



#34 Madelyn Brotherton

FRESHMAN | INF | 5-9 | R/R | Mena, Ark. (Mena)

2017 SEASON (- games)

Hits
 RBI
 Runs
 Walks
 AB

CAREER (- games)

Hits
 RBI
 Runs
 Walks
 AB

Brotherton's Career Statistics

| Year | Avg | GP | GS | AB | R | H | 2B | 3B | HR | RBI | BB | SO | SB | ATT |
|-------|-----|----|----|----|---|---|----|----|----|-----|----|----|----|-----|
| 2017 | - | - | - | - | - | - | - | - | - | - | - | - | - | - |
| TOTAL | - | - | - | - | - | - | - | - | - | - | - | - | - | - |



#55 Katie Warrick

SOPHOMORE | INF/RHP | 6-0 | R/R | Chapel Hill, Tenn. (UT Martin)

2017 SEASON (28 games)

Hits*2 at North Texas | 2-12-17
 RBI 3 at North Texas | 2-11-17
 Runs 2 at North Texas | 2-11-17
 Walks 2 at North Texas | 2-12-17
 AB *4 at Oklahoma State | 3-1-17

CAREER at Arkansas (28 games)

Hits*2 at North Texas | 2-12-17
 RBI 3 at North Texas | 2-11-17
 Runs 2 at North Texas | 2-11-17
 Walks 2 at North Texas | 2-12-17
 AB *4 at Oklahoma State | 3-1-17

Warrick's Career Statistics (at Arkansas)

| Year | Avg | GP | GS | AB | R | H | 2B | 3B | HR | RBI | BB | SO | SB | ATT |
|-------|------|----|----|----|---|----|----|----|----|-----|----|----|----|-----|
| 2017 | .227 | 28 | 27 | 66 | 9 | 15 | 1 | 0 | 4 | 13 | 7 | 7 | 0 | 0 |
| TOTAL | .227 | 28 | 27 | 66 | 9 | 15 | 1 | 0 | 4 | 13 | 7 | 7 | 0 | 0 |

2017 SEASON (9 appearances)

Innings *4.2 vs Lamar | 3-4-17
 Strikeouts 4 vs Lamar | 3-4-17
 Walks 2 at #17 Kentucky | 3-25-17
 Wild Pitches
 #/Pitches 54 vs Lamar | 3-4-17

CAREER at Arkansas (9 appearances)

Innings *4.2 vs Lamar | 3-4-17
 Strikeouts 4 vs Lamar | 3-4-17
 Walks 2 at #17 Kentucky | 3-25-17
 Wild Pitches
 #/Pitches 54 vs Lamar | 3-4-17

| Year | ERA | W | L | App | GS | CG | SHO | CBO | SV | IP | H | R | ER | BB | SO |
|-------|------|---|---|-----|----|----|-----|-----|----|------|----|----|----|----|----|
| 2017 | 3.50 | 3 | 0 | 9 | 0 | 0 | 0 | 1 | 0 | 18.0 | 22 | 12 | 9 | 5 | 9 |
| TOTAL | 3.50 | 3 | 0 | 9 | 0 | 0 | 0 | 1 | 0 | 18.0 | 22 | 12 | 9 | 5 | 9 |



#66 Aly Manzo

FRESHMAN | INF | 5-7 | R/R | Roseville, Calif. (Roseville)

2017 SEASON (2 games)

Hits
 RBI
 Runs 1 vs CSUN | 2-17-17
 Walks
 AB

CAREER (2 games)

Hits
 RBI
 Runs 1 vs CSUN | 2-17-17
 Walks
 AB

Manzo's Career Statistics

| Year | Avg | GP | GS | AB | R | H | 2B | 3B | HR | RBI | BB | SO | SB | ATT |
|-------|------|----|----|----|---|---|----|----|----|-----|----|----|----|-----|
| 2017 | .000 | 2 | 0 | 1 | 1 | 0 | 0 | 0 | 0 | 0 | 0 | 1 | 0 | 0 |
| TOTAL | .000 | 2 | 0 | 1 | 1 | 0 | 0 | 0 | 0 | 0 | 0 | 1 | 0 | 0 |



00 CARLEY HAIZLIP
SOPH | OF | 5-8 | L/R
Midlothian, Texas



2 A.J. BELANS
JR | INF | 5-5 | R/R
Hollywood, Fla.



3 PARKER POCKLINGTON
SR | INF | 5-4 | R/R
Centralia, Wash.



4 MARLEY HARMON
SR | C | 5-10 | R/R
Kimberling City, Mo.



5 HAILEY MACKAY
FR | INF | 5-8 | R/R
Leander, Texas



6 TORI COOPER
JR | OF | 5-5 | L/L
Nederland, Texas



7 SYDNEY PARR
FR | OF | 5-7 | R/L
North Little Rock, Ark.



8 AUTUMN RUSSELL
JR | OF | 5-7 | L/R
Greenbrier, Ark.



9 AUTUMN STORMS
FR | RHP | 5-10 | R/R
Temecula, Calif.



10 HAYDI BUGARIN
SOPH | INF | 5-3 | R/R
San Antonio, Texas



11 BETINA BERINGHELE
JR | INF | 5-4 | R/R
Culver City, Calif.



12 LOREN KRZYSKO
R-JR | OF | 5-3 | R/R
Barrington, Ill.



13 GRACE MOLL
SR | RHP | 5-9 | R/R
Shelbyville, Ill.



14 STEPHANIE CANFIELD
R-SR | OF | 5-9 | L/R
St. Joseph, Ill.



15 RACHEL BOX
R-JR | INF | 5-6 | R/R
White Hall, Ark.



16 KEELY EDWARDS
FR | INF | 5-6 | R/R
Harrisburg, Ark.



17 MADISON YANNETTI
JR | INF | 5-8 | R/R
Mesquite, Texas




18 ASHLEY DIAZ
SOPH | INF | 5-10 | R/R
South El Monte, Calif.



19 LAUREN ARCHULETA
R-SOPH | INF | 5-8 | R/R
Rockwall, Texas



20 MACY BROTHERTON
FR | C | 5-9 | R/R
Mena, Ark.



21 KYLIE SMITH
R-JR | OF | 5-4 | L/L
Manhattan, Kan.



24 SHELBY HIERS
SR | C | 5-7 | R/R
Quitman, Ga.



28 SYDNEY BENZ
SOPH | INF | 5-5 | R/R
Carol Stream, Ill.



29 NICOLE SCHROEDER
R-SR | C | 5-10 | R/R
Yorba Linda, Calif.



31 CAROLINE HEDGCOCK
FR | LHP | 5-8 | R/L
Downers Grove, Ill.



32 ALLISON STEWART
RS-SO | RHP | 5-11 | R/R
Olathe, Kan.



34 MADELYN BROTHERTON
FR | INF | 5-9 | R/R
Mena, Ark.



55 KATIE WARRICK
SOPH | INF/RHP | 6-0 | R/R
Chapel Hill, Tenn.



66 ALY MANZO
FR | INF | 5-7 | R/R
Roseville, Calif.



COURTNEY DEIFEL
Head Coach
Second Season