



ARKANSAS Baseball Game Notes

8 College World Series Appearances • 6 NCAA Super Regional Appearances
28 NCAA Tournament Appearances • 2 SEC Regular Season Titles • 4 SEC Western Division Titles

'17 SCHEDULE & RESULTS

FEBRUARY

17	MIAMI (OHIO)	W, 7-0
18	MIAMI (OHIO)	W, 5-1
19	MIAMI (OHIO)	W, 11-1
24	BRYANT	W, 11-8
25	BRYANT	W, 13-7
26	BRYANT	W, 16-6
28	at Louisiana Tech	L, 4-3

MARCH

1	at Louisiana Tech	W, 13-10
3	vs. No. 5 Arizona (Frisco, Texas)	L, 3-0
4	vs. Nebraska (Frisco, Texas)	W, 15-5
5	vs. No. 30 Oklahoma St. (Frisco Texas)	L, 8-3
7	ULM	W, 12-2
8	ULM	W, 11-2
10	RHODE ISLAND (DH)	W, 5-2
	RHODE ISLAND (DH)	W, 3-2
12	RHODE ISLAND	L, 3-0
14	ALCORN ST.	W, 3-2
15	ALCORN ST.	W, 11-3
17	MISSISSIPPI ST.*	W, 3-1
18	MISSISSIPPI ST.*	W, 5-4
19	MISSISSIPPI ST.*	W, 6-1
22	NEW ORLEANS	W, 5-2
24	at No. 18 Missouri*	W, 9-2
25	at No. 18 Missouri*	L, 7-2
26	at No. 18 Missouri*	W, 9-8
29	GRAMBLING ST.	Cancelled
31	at Alabama*	W, 7-1

APRIL

1	at Alabama*	L, 7-1
2	at Alabama*	W, 8-5
4	GRAND CANYON	W, 11-2
5	GRAND CANYON	W, 6-1
7	No. 13 LSU*	W, 9-3
8	No. 13 LSU*	L, 10-8
9	No. 13 LSU*	L, 2-0
11	at No. 28 Missouri St.	W, 12-4
13	GEORGIA*	6:30 p.m.
14	GEORGIA*	6 p.m.
15	GEORGIA*	2 p.m.
18	MEMPHIS	6:30 p.m.
19	vs. Memphis (NLR, Ark.)	6:30 p.m.
21	at Auburn*	6 p.m.
22	at Auburn*	1 p.m.
23	at Auburn*	3 p.m.
25	vs. Kansas St. (Kansas City, Mo.)	6 p.m.
27	OLE MISS*	6 p.m.
28	OLE MISS*	6 p.m.
29	OLE MISS*	4 p.m.

MAY

4	at Tennessee*	6 p.m.
5	at Tennessee*	5 p.m.
6	at Tennessee*	Noon
12	VANDERBILT*	6:30 p.m.
13	VANDERBILT*	6 p.m.
14	VANDERBILT*	1 p.m.
18	at Texas A&M*	6:30 p.m.
19	at Texas A&M*	6:30 p.m.
20	at Texas A&M*	11 a.m.
May 23-28	SEC Tournament (Hoover, Ala.)	TBA

All times Central; Home game in BOLD; * - SEC Game

APRIL 13 - 15 vs. GEORGIA | FAYETTEVILLE, ARK. (BAUM STADIUM)



GEORGIA BULLDOGS

Record	15-19
Ranking	NR
Last Season	27-30
Head Coach	Scott Stricklin
Career Record	444-294-1 (13th Season)
Record at UGA	94-106-1 (4th Season)



ARKANSAS RAZORBACKS

Record	26-8
Ranking	15
Last Season	26-29
Head Coach	Dave Van Horn
Career Record	1,161-572 (29th season)
Record at Arkansas	576-332 (15th Season)

SERIES BY THE NUMBERS (2017 STATS)

GEORGIA	OFFENSE	ARKANSAS
.262	Batting Avg.	.293
.382	Slugging Pct.	.461
.344	On-Base Pct.	.387
56	Doubles	48
4	Triples	6
24	Home Runs	45
110	Walks	151
16-of-25	Stolen Bases/Att	16-of-27

GEORGIA	PITCHING/DEFENSE	ARKANSAS
4.51	ERA	3.40
301.1	Innings Pitched	302.0
1	Complete Games	0
9	Saves	6
2.22	Strikeout/Walk Ratio	3.49
.240	Opponent's Avg.	.230
59	Errors	27
17	Double Plays	22

All-time Series: Arkansas leads 30-21; All-time Series in Fayetteville: Arkansas leads 17-7
All-time Series in Athens: Georgia leads 13-12; All-time Series at Neutral Sites: Tied 1-1

PROBABLE PITCHERS

THU: ARK RHP Blaine Knight vs. UGA LHP Andrew Gist
FRI: ARK RHP Trevor Stephan vs. UGA RHP Blakely Brown
SUN: ARK TBA vs. UGA RHP Chase Adkins

RAZORBACK NOTES

RAZORBACKS LOOK TO TAKE CONTROL OF WEST

The Razorbacks look to put some space in between themselves and the rest of the SEC pack this weekend when Georgia visits Baum Stadium. Arkansas has won three of its four conference series this year, surpassing its conference series win total (2) from a year ago, and will look to win its fourth straight series over the Bulldogs since 2012. Currently tied atop the SEC Western Division with Auburn and Mississippi State, Arkansas is 8-4 in SEC play and still holds the best overall record in the league (26-8).

ARKANSAS KNOCKS AROUND 18 HITS IN MISSOURI STATE WIN

The Razorbacks didn't need long to forget about the series loss to LSU as they scored 12 runs on 18 hits against Missouri State on Tuesday, in a dominating 12-4 win. The 18 hits is a season-high for the Hogs and is the 18th game this year with 10 or more hits and fifth

game of 15 or more. This year, Arkansas is 17-1 when collecting 10 or more hits in a game.

REINDL MOVING UP THE LADDER

Sophomore Jake Reindl has been one of Arkansas' strongest arms out of the bullpen as of late and it may mean a more expanded role in the weeks to come. In each of his 10 appearances this year, Reindl has yet to give up more than two earned runs and has six scoreless outings, five consisting of two or more innings. In two of his last three appearances, the sophomore has totaled five strikeouts, both against SEC opponents (Alabama, LSU).

KNIGHT NAMED TO GOLDEN SPIKES WATCH LIST

Sophomore right-handed pitcher Blaine Knight was one of 40 players across the nation named to the Golden Spikes Award Midseason Watch List this week. Knight follows former team-

MLB (8)

Name	Years at Arkansas	Club
Barrett Astin	2011-13	Cincinnati
Andrew Benintendi	2014-15	Boston
Logan Forsythe	2006-08	Los Angeles Dodgers
Craig Gentry	2005-06	Baltimore
Dallas Keuchel	2007-09	Houston
James McCann	2009-11	Detroit
Blake Parker	2004-06	Los Angeles Angels
Drew Smyly	2009-10	Seattle

AAA (5)

Name	Years at Arkansas	Club
D.J. Baxendale	2010-12	Rochester (MIN)
Mike Bolsinger	2008-10	Buffalo (TOR)
Brett Eibner	2008-10	Oklahoma City (LAD)
Matt Reynolds	2010-12	Las Vegas (NYM)
Ryne Stanek	2011-13	Durham (TB)

AA (5)

Name	Years at Arkansas	Club
Brian Anderson	2012-14	Jacksonville (MIA)
Jalen Beeks	2013-14	Portland (BOS)
Zack Cox	2009-10	Erie (DET)
Dominic Ficociello	2011-13	Erie (DET)
Nolan Sanburn	2011-12	Birmingham (CWS)

A-Advanced (3)

Name	Years at Arkansas	Club
Michael Bernal	2014-16	San Jose (SF)
Trey Killian	2013-15	Lancaster JetHawks (COL)
Jacob Morris	2011-13	Winston-Salem (CWS)

A (4)

Name	Years at Arkansas	Club
Zach Jackson	2014-16	Lansing (TOR)
Tyler Spoon	2013-15	Greenville (BOS)
James Teague	2014-16	Delmarva (BAL)
Bobby Wernes	2014-15	Quad City (HOU)

A-Short (1)

Name	Years at Arkansas	Club
Clark Eagan	2014-16	West Virginia (PIT)

Rookie (2)

Name	Years at Arkansas	Club
Tucker Pennell	2015-16	AZL Padres (SD)
Doug Willey	2016	Orem (LAA)

mate Zach Jackson, who was on the preseason watch list last year, and former Hog outfielder Andrew Benintendi, who won the award in 2015 as the nation's top player. Knight has five wins on the year, four in conference play and is one of two starting pitchers in the SEC with a sub-2.00 ERA against conference opponents.

KACEY MURPHY MID-WEEK ALL-STAR - Sophomore Kacey Murphy has been one of the bright spots in Arkansas' recent play in midweek games. Having started in five of his last seven appearances, with all five starts coming in midweek games, Murphy has built up a 3.71 ERA, allowing no more than three runs in any of those last seven appearances. Last week, against Grand Canyon (April 5), Murphy struck out a career-high 10 batters over four innings, without allowing a run or a walk. It's the second time this year he's struck out nine or more batters and is one of four Razorbacks with at least one 10+ strikeout performance this year.

SPANBERGER HITTING BERGER BOMBS - Since conference play began, junior Chad Spanberger has been hitting on a different level. Leading the team with a .340 batting average in 12 conference games, Spanberger is slugging a ridiculous .585 and leads the team with 18 hits, four home runs, 19 RBIs, and 11 runs scored. His RBI total is second to only Brent Rooker (20) of Mississippi State, and his home run total is tied for third. Last weekend against LSU, Spanberger had five hits, eight RBIs and two homers, including a career-high five-RBI night in game two against the Tigers.

RANKINGS CHECK - Even with the tough series loss to LSU over the weekend, Arkansas still remained in the top 15 in all but one national poll, dropping in both the Baseball America and Perfect Game polls. Most notably, the Razorbacks remained No. 15 in the nation according to D1Baseball.com and the USA Today/Coaches' Poll and will hold that ranking into this weekend's slate of games against Missouri State and Georgia. The Hogs have been in the national rankings five out of eight weeks this year, reaching as high as No. 10 in the Perfect Game poll.

K-ZORBACKS - Like their offensive counterparts, the Razorback pitching staff has been nearly lights out this season. Coming off an 18-strikeout performance against Grand Canyon during the midweek, Arkansas struck out seven or more batters in all three games against No. 13 LSU. The Hogs now have 352 strikeouts as a staff, which leads the SEC. The 18 strikeouts against Grand Canyon tied the school record (2009, Missouri State) for most strikeouts in a game and this year's Hogs have notched 19 games with 10 or more strikeouts.

NCAA Strikeout Per Nine Innings Leaders

Rank	Team (Innings)	K/9 innings
1	USF (300.0)	10.9
2	Arkansas (302.0)	10.5
3	Stetson (317.0)	10.2
4	Oklahoma (316.0)	10.1
5	UConn (264.1)	10.1

WELCOME TO THE PARTY - Junior infielder Jared Gates had to wait a little longer to make his Division I debut this season after transferring from Iowa Western Community College. Gates suffered a broken hamate bone in his right hand one week before the season opener. Since returning against New Orleans (March 22), Gates is hitting .303 with two doubles and two home runs. Gates has started 10 games at third base and was recently on a five-game hitting streak before having it snapped on Saturday against No. 13 LSU. During that span, the junior was hitting .500 with three multi-hit games, including a three-hit game against Alabama (March 31) and No. 13 LSU (April 7).

SOOOOIEVILLE SLUGGERS - The Razorbacks have been hitting home runs at an unreal pace this year. Currently leading the SEC with 45 home runs this year, the Hogs have eight more home runs than Mississippi State, which is second in the league in long balls. The 45 homers is also the 10th-most in the country, trailing first-place Virginia Tech by 14. Arkansas is the only team in the SEC with four players with six or more home runs this year. Catcher Grant Koch is fourth in the SEC with nine home runs, while infielder

2017 SEC STANDINGS

		Conference				Overall			Last 10	Streak
		W	L	Win%	GB	W	L	Win%		
WESTERN	Arkansas	8	4	.667	--	26	8	.765	7-3	W1
	Auburn	8	4	.667	--	25	10	.714	6-4	W1
	Mississippi State	8	4	.667	--	23	12	.657	8-2	W3
	LSU	7	5	.583	1.0	23	11	.676	6-4	W3
	Ole Miss	6	6	.500	2.0	21	12	.636	6-4	W5
	Texas A&M	5	7	.417	3.0	23	11	.676	8-2	W3
	Alabama	2	10	.167	6.0	14	19	.424	2-8	W1
EASTERN	Kentucky	8	4	.667	--	22	11	.667	6-4	L2
	South Carolina	7	5	.583	1.0	21	11	.656	5-5	L1
	Florida	6	6	.500	2.0	22	11	.667	7-3	W2
	Missouri	6	6	.500	2.0	24	9	.727	3-7	W3
	Vanderbilt	6	6	.500	2.0	21	13	.618	5-5	L2
	Georgia	4	8	.333	4.0	15	19	.441	5-5	W1
	Tennessee	3	9	.250	5.0	17	13	.567	4-6	L2

This is
BASEBALL

MORE RAZORBACK NOTES

Carson Shaddy and outfielder Dominic Fletcher each have seven long balls. Chad Spanberger has six.

Total HR	Total Runs	Pct. of Runs
45	243	33%

THE DARK KNIGHT RISES - Sophomore Blaine Knight has been the Friday night starter since Opening Day for the Razorbacks, but his numbers have improved since hitting conference play. In his first three starts of 2017, Knight only had one quality start and totaled one victory. In his last four starts, Knight has four quality starts, all against SEC teams (Mississippi State, Missouri, Alabama, and No. 13 LSU) and has struck out six or more batters all four times.

Opponent	IP	ER	BB	K
Miami (Ohio)	4.0	0	0	5
Bryant	5.0	3	1	4
vs. #5 Arizona	6.0	1	0	10
Rhode Island	4.1	2	0	4
Mississippi State	7.0	1	0	11
at #18 Missouri	6.0	2	1	7
at Alabama	8.0	1	0	7
#13 LSU	6.0	0	3	6

#PROHOGS ON OPENING DAY ROSTERS - Eight former Razorbacks are on Opening Day rosters as the 2017 Major League Baseball season gets underway this week. Outfielder Andrew Benintendi highlights the class as he's scheduled to start what will be his first full rookie season for the Boston Red Sox. Four players will be with new teams as Logan Forsythe starts his first year with the Dodgers, Craig Gentry with the Orioles, Blake Parker with the Angels and Drew Smyly with the Mariners.

#ProHogs in MLB

Name	Team	Draft Year
Barrett Astin	Cincinnati Reds	2013
Andrew Benintendi	Boston Red Sox	2015
Logan Forsythe	Los Angeles Dodgers	2008
Craig Gentry	Baltimore Orioles	2006
Dallas Keuchel	Houston Astros	2009
James McCann	Detroit Tigers	2011
Blake Parker	Los Angeles Angels	2006
Drew Smyly	Seattle Mariners	2010

FLETCHER HAS THE POWER - Freshman Dominic Fletcher hasn't needed long to get used to the college game. The California native has started in centerfield for 29 of Arkansas' 33 games and is hitting .259 with six home runs. The long ball total is currently the most by an SEC freshman this season and is the most by a Razorback freshman since Zach Cox had 13 during the 2009 season, setting the Arkansas freshman record.

CALIFORNIA DREAMIN' - Senior Jake Arledge has made big strides in his second year with the Hogs compared to his first year. The senior is currently leading the team with a .362 average and already surpassed his home run, hit and RBI totals from 2016.

Arledge By The Numbers

	2016 (40 games)	2017 (28 games)
AVG.	.245	.339
R	28	27
H	26	38
2B	6	3
3B	3	0
HR	2	3
RBI	11	18
BB	21	21

NONE SHALL PASS - After 34 games of the regular season, Arkansas pitchers have boasted some of the best strikeout-to-walk ratios in the country. As a team, the Razorbacks have allowed 101 walks, compared to 352 strikeouts, good for a 3.49 ratio, which is sixth in the country. Sophomore Blaine Knight has allowed just five walks in his eight appearances and has a 10.8 strikeout to walk ratio, good for seventh in the nation and best in the SEC.

SEC Leaders - Strikeout-to-Walk Ratio

Rank	Name (Team)	K/BB
1	Blaine Knight (Arkansas)	10.80
2	Casey Mize (Auburn)	9.38
3	Michael Byrne (Florida)	6.43
4	Brady Feigl (Ole Miss)	6.33
5	Andrew Gist (Georgia)	6.00

SHADDY PICKS UP THE PACE WITH THE BAT - Since conference play began four weeks ago, infielder Carson Shaddy's offensive numbers have been off the charts. Through the first 12 SEC games, Shaddy is batting .313 (15-for-48) with three home runs and a slugging percentage of .583, the ninth-highest among all SEC players. Even though Shaddy struggled against Alabama, he came through with the go-ahead two-RBI single in the ninth inning to break a 5-5 tie. Shaddy was 1-for-12 prior to that at-bat.

GETTING BETTER WITH TIME - Junior pitcher Trevor Stephan had only been a pitcher for two seasons before arriving at Arkansas, but he looks like a seasoned veteran on the mound after his first eight starts to the year. Stephan has been the Saturday starter for all eight weekends this year and has only given up more than two earned runs twice. Stephan is currently second among Hog pitchers with a 2.92 ERA and a 4-2 record. He currently has the third-most strikeouts per nine innings (11.66) in the conference. His 13 strikeouts against Rhode Island were the most by a Razorback since Jess Todd had 17 in the 2007 SEC Tournament against South Carolina and his 50 strikeouts through the first 30 games was the most by a Razorback since Nick Schmidt, an All-American, totaled 56 through seven starts in the 2006 season.

JOHNSON RETURNS TO HOME STATE - 2017 will mark the first season with the Razorbacks for new pitching coach Wes Johnson. A Sherwood, Arkansas native, Johnson takes over for long time pitching coach Dave Jorn, who stepped down last summer. Johnson spent one season at Mississippi State and four seasons at Dallas Baptist before arriving at Arkansas. Last season, with the Bulldogs, Johnson developed a pitching staff that improved its ERA by more than a full run and won 44 games, its most since 1997. Johnson helped develop All-American and MLB first round pick Dakota Hudson, who won nine games and had 115 strikeouts in 2016.

HEAD OF HIS CLASS - In his career, Dave Van Horn has reached the College World Series six times, twice at Nebraska and four times at Arkansas. That total is the most for any current head coach in the SEC. Both Paul Mainieri of LSU and Kevin O'Sullivan of Florida have reached the College World Series five times.

95 YEARS IN THE MAKING - The 2017 season will mark the 95th season of Razorback Baseball and 15th with head coach Dave Van Horn. Since Van Horn took over, the Hogs have reached the College World Series four times, including twice in the last five years.

BRINGING THE NOISE - For the 12th straight year, Arkansas placed in the top five in the nation in total and average attendance after the 2016 season. With 7,815 fans per game and despite playing just 34 home games, the Razorbacks continued to draw the fans, finishing fourth in average attendance. A total of 265,718 fans visited Baum Stadium during the 2016 season, good for fifth in the country.

Baseball America

Week 8 (April 10)

1. Oregon State	28-1
2. Louisville	27-4
3. TCU	26-5
4. North Carolina	26-6
5. Clemson	28-5
6. Texas Tech	28-7
7. Arizona	23-8
8. Cal State Fullerton	21-10
9. LSU	22-11
10. Auburn	24-10
11. Oklahoma	27-8
12. Long Beach State	20-11
13. Mississippi State	22-12
14. Virginia	26-8
15. Kentucky	22-11
16. Florida	21-11
17. South Carolina	21-10
18. Stanford	17-10
19. Arkansas	25-8
20. Wake Forest	23-10
21. Southern Miss	26-7
22. Oregon	21-8
23. Michigan	25-7
24. St. John's	22-5
25. UConn	19-10

D1Baseball.com

Week 8 (April 10)

1. Oregon State	28-1
2. Louisville	27-4
3. TCU	26-5
4. Clemson	28-5
5. North Carolina	26-6
6. Texas Tech	28-7
7. Arizona	23-8
8. Cal State Fullerton	21-10
9. LSU	22-11
10. Kentucky	22-11
11. Auburn	24-10
12. Florida	21-11
13. Michigan	25-7
14. South Carolina	21-10
15. Arkansas	25-8
16. Southern Miss	26-7
17. Stanford	17-10
18. Oklahoma	27-8
19. Long Beach State	20-11
20. Virginia	26-8
21. Mississippi State	22-12
22. St. John's	22-5
23. Houston	23-8
24. Wake Forest	23-10
25. San Diego	21-9

Perfect Game

Week 8 (April 10)

1. Oregon State	28-1
2. Louisville	27-4
3. TCU	26-5
4. Clemson	28-5
5. North Carolina	26-6
6. Texas Tech	28-7
7. Arizona	23-8
8. South Carolina	21-10
9. Cal State Fullerton	21-10
10. Florida	21-11
11. Houston	23-8
12. LSU	22-11
13. Arkansas	25-8
14. Oklahoma	27-8
15. Kentucky	22-11
16. Stanford	17-10
17. Virginia	26-8
18. Auburn	24-10
19. Vanderbilt	21-12
20. Mississippi State	22-12
21. USF	27-5
22. Southern Miss	26-7
23. Long Beach St.	20-11
24. Florida State	21-13
25. Wake Forest	23-10

USA Today/ESPN

Week 8 (April 10)

1. Oregon State (30)	28-1
2. Louisville	27-4
3. TCU	26-5
4. Clemson	28-5
5. North Carolina	26-6
6. Texas Tech	28-7
7. Arizona	23-8
8. LSU	22-11
9. Cal State Fullerton	21-10
10. Florida	21-11
11. South Carolina	21-10
12. Virginia	26-8
13. Auburn	24-10
14. Kentucky	22-11
15. Arkansas	25-8
16. Oklahoma	27-8
17. Michigan	25-7
18. Southern Miss	26-7
19. Stanford	17-10
20. St. John's	22-5
21. Mississippi State	22-12
22. Wake Forest	23-10
23. Houston	23-8
24. Long Beach State	20-11
25. Florida State	21-13

Collegiate Baseball

Week 8 (April 10)

1. Oregon State	28-1
2. TCU	26-5
3. Louisville	27-4
4. Clemson	28-5
5. North Carolina	26-6
6. Texas Tech	28-7
7. Arizona	23-8
8. Cal State Fullerton	21-10
9. Auburn	24-10
10. LSU	22-11
11. Arkansas	25-8
12. St. John's	22-5
13. South Carolina	21-10
14. Oklahoma	27-8
15. Mississippi State	22-12
16. Kentucky	22-11
17. Virginia	26-8
18. Florida	21-11
19. Southern Miss	26-7
20. Vanderbilt	21-12
21. Maryland	20-10
22. Wake Forest	23-10
23. Oregon	21-8
24. San Diego	21-9
25. Michigan	25-7
26. Coastal Carolina	20-11-1
27. UConn	19-10
28. Missouri State	21-10
29. Sam Houston State	23-9
30. Washington	18-12

NCBWA

Week 8 (April 10)

1. Oregon State	28-1
2. Louisville	27-4
3. TCU	26-5
4. Clemson	28-5
5. North Carolina	26-6
6. Texas Tech	28-7
7. Arizona	23-8
8. LSU	21-11
9. Cal State Fullerton	21-10
10. Oklahoma	27-8
11. South Carolina	21-10
12. Florida	21-11
13. Arkansas	25-8
14. Virginia	26-8
15. Kentucky	22-11
16. Auburn	24-10
17. Southern Miss	26-7
18. Michigan	25-7
19. St. John's	22-5
20. Long Beach State	20-11
21. Mississippi State	22-12
22. Stanford	17-10
23. Houston	23-8
24. Wake Forest	23-10
25. USF	27-5
26. Oregon	21-8
27. San Diego	21-9
28. Florida State	21-3
29. Florida Gulf Coast	25-9
30. Vanderbilt	21-12

Arkansas Week-By-Week in the Polls

	BA	D1	PG	USA TODAY	CB	NCBWA
Preseason	NR	NR	NR	NR	NR	NR
Week 1	NR	NR	NR	NR	NR	NR
Week 2	NR	24	NR	NR	NR	20
Week 3	NR	NR	NR	NR	NR	30
Week 4	NR	NR	NR	NR	NR	NR
Week 5	NR	NR	24	RV	29	28
Week 6	21	20	20	20	17	20
Week 7	16	15	10	15	14	15
Week 8	19	15	13	15	11	13
Week 9	--	--	--	--	--	--
Week 10	--	--	--	--	--	--
Week 11	--	--	--	--	--	--
Week 12	--	--	--	--	--	--
Week 13	--	--	--	--	--	--
Week 14	--	--	--	--	--	--
Week 15	--	--	--	--	--	--
Final	--	--	--	--	--	--

BA - Baseball America

ESPN - USA Today/ESPN

CB - Collegiate Baseball

NCBWA - National Collegiate Baseball Writers Association

PG - Perfect Game

D1 - D1Baseball.com



PERSONAL

Born: Sept. 17, 1960
 Hometown: Kansas City, Mo.
 Alma Mater: Arkansas (1988)
 Masters of Science: East Texas State Univ. (1992)
 Wife: Karen
 Children: Hollan, Mariel
 Named Head Coach at Arkansas: June 21, 2002

PLAYING HISTORY

1982-1984 Atlanta Braves Organization
 1982 MLB Draft: 10th Rd (Braves)
 1982 Arkansas
 1980-1981 McLennan (Texas) CC

COACHING HONORS

2004 SEC Coach of the Year
 2001 Baseball America National Coach of the Year
 2001 BIG 12 Coach of the Year
 2001 ABCA Midwest Region Coach of the Year
 2000 ABCA Midwest Region Coach of the Year
 1997 Southland Coach of the Year
 1995 Southland Coach of the Year
 1994 NCAA Division II Coach of the Year
 1994 ABCA Central Region Coach of the Year

HALL OF FAME

2013 Inducted into Winnetonka HS HOF
 2012 Inducted into Ban Johnson League HOF
 2001 Inducted into Central Missouri State HOF

After finishing his 14th season at the helm of the Arkansas baseball program in 2015-16, head coach Dave Van Horn continues to elevate the Razorbacks to one of the nation's premier teams year in and year out. Over his 14 seasons as head Hog, Van Horn has led Arkansas to four College World Series appearances, 13 NCAA Tournament berths, one Southeastern Conference overall title, three SEC Western Division championships and a total of 550 wins.

The highly decorated coach has both individual and team honors throughout his 27-year coaching resume, beginning at Texarkana (Texas) Community College all the way through the present. Individually, he has been named national coach of the year twice, regional coach of the year twice and conference coach of the year four times. His teams have made six College World Series appearances, won five outright conference championships, a Division II National Championship and made 17 appearances in the NCAA Tournament. Van Horn is one of only 11 coaches in NCAA history to lead two programs to the College World Series.

Since joining the Razorbacks as head coach, Van Horn has led his teams to an SEC Championship, three SEC Western Division titles, 14 NCAA Tournament berths and four College World Series appearances. His players have earned 17 All-America honors, 24 All-SEC nods, 104 SEC Academic Honor Roll spots and 11 Capital One Academic All-District accolades. Not resting on his laurels, Van Horn has kept his competitive juices flowing as he seeks to bring a national championship to his alma mater.

With Van Horn's success over the years, fans have also flocked to Baum Stadium and last year was no different. In 2016, Arkansas finished fourth in the nation in average attendance (7,815) and fifth in total attendance (265,718). It's the fourth straight year that Arkansas has finished in the top-five nationally in attendance, while boasting one of the best stadiums in college baseball.

DVH AGAINST 2017 OPPONENTS				
	W/L	Home	Away	Neutral
Alabama	27-23	14-7	11-13	2-3
Alcorn State	3-0	3-0	--	--
Arizona	0-2	--	--	0-2
Auburn	24-18	12-9	12-9	--
Bryant	4-1	3-0	--	1-1
Georgia	17-13	9-6	8-6	0-1
Grambling State	5-0	5-0	--	--
Grand Canyon	2-0	2-0	--	--
Kansas State	12-7	7-0	4-7	1-0
Louisiana Monroe	4-1	3-1	--	1-0
Louisiana State (LSU)	17-36	9-15	7-14	1-7
Louisiana Tech	15-4	6-1	6-3	3-0
Memphis	5-1	--	3-0	2-1
Miami (Ohio)	4-0	3-0	--	1-0
Mississippi State	24-23	13-11	10-11	1-1
Missouri	9-3	4-2	5-1	0-0
Missouri State	16-7	9-5	7-2	--
Nebraska	4-5	2-2	1-3	1-0
New Orleans	3-0	3-0	--	--
Oklahoma State	5-5	2-3	2-1	1-1
Ole Miss	20-30	8-13	8-13	4-4
Rhode Island	2-1	2-1	--	--
Tennessee	20-12	9-5	9-6	2-1
Texas A&M	9-8	5-4	3-4	1-0
Texas Tech	2-0	--	--	2-0
Vanderbilt	14-19	10-7	6-8	0-4

VAN HORN'S CAREER NUMBERS

Year	School	Record	Pct.	Conf.	Place	Tourn.	NCAA
1989	Texarkana CC	39-18	.684	NA	NA	NA	--
1990	Texarkana CC	44-14	.759	NA	NA	NA	--
1991	Texarkana CC	45-12	.789	NA	NA	NA	--
1992	Texarkana CC	48-10	.827	NA	1st	NA	--
1993	Texarkana CC	38-18	.678	NA	NA	NA	--
	<i>Totals</i>	<i>214-72</i>	<i>.748</i>	--	--	--	--
1994	Central Missouri State	51-11	.823	15-1	1st (Div.)	1st (4-1)	NCAA DII Champs
	<i>Totals</i>	<i>51-11</i>	<i>.823</i>	<i>15-1</i>	--	<i>1 (4-1)</i>	--
1995	Northwestern State	37-15	.711	19-5	1st	DNP (0-2)	--
1996	Northwestern State	34-27	.557	14-16	2nd (Div.)	2nd (3-2)	--
1997	Northwestern State	35-23	.603	19-9	1st	DNP (0-2)	--
	<i>Totals</i>	<i>106-65</i>	<i>.620</i>	<i>52-30</i>	--	<i>3 (3-6)</i>	--
1998	Nebraska	24-20	.545	10-13	7th	DNQ	DNQ
1999	Nebraska	42-18	.700	16-9	5th	1st (4-0)	NCAA (1-2)
2000	Nebraska	51-17	.750	21-9	2nd	1st (5-1)	NCAA (4-2)
2001	Nebraska	50-16	.758	20-8	1st	1st (4-0)	CWS (5-2)
2002	Nebraska	47-21	.691	16-11	2nd	2nd (3-1)	CWS (5-3)
	<i>Totals</i>	<i>214-92</i>	<i>.699</i>	<i>67-39</i>	--	<i>4 (16-2)</i>	<i>4 (15-9)</i>
2003	Arkansas	35-22	.612	14-16	6th West	T-7th (0-2)	NCAA (1-2)
2004	Arkansas	45-24	.652	19-11	T-1st Overall	4th (2-2)	CWS (6-3)
2005	Arkansas	39-22	.636	13-17	T-5th West	T-7th (0-2)	NCAA (2-2)
2006	Arkansas	39-21	.650	18-12	2nd West	T-7th (0-2)	NCAA (1-2)
2007	Arkansas	43-21	.672	18-12	1st West	2nd (3-1)	NCAA (2-2)
2008	Arkansas	34-24	.586	14-15	4th West	DNQ	NCAA (0-2)
2009	Arkansas	41-24	.631	14-15	4th West	4th (2-2)	CWS (7-2)
2010	Arkansas	43-21	.672	18-12	2nd West	T-7th (0-2)	NCAA (3-3)
2011	Arkansas	40-22	.645	15-15	1st West	T-3rd (2-2)	NCAA (2-2)
2012	Arkansas	46-22	.676	16-14	T-2nd West	T-9th (0-2)	CWS (7-3)
2013	Arkansas	39-22	.639	18-11	2nd West	T-3rd (2-1)	NCAA (2-2)
2014	Arkansas	40-25	.615	16-14	4th West	T-3rd (3-2)	NCAA (2-2)
2015	Arkansas	40-25	.615	17-12	3rd West	T-5th (2-2)	CWS (5-3)
2016	Arkansas	26-29	.473	7-23	7th West	DNQ	DNQ
2017	Arkansas	26-8	.758	8-4	--	--	--
	<i>Totals</i>	<i>576-332</i>	<i>.634</i>	<i>225-203</i>	--	<i>12 (16-22)</i>	<i>13 (40-30)</i>
<i>Career Totals</i>		<i>1161-572</i>	<i>.670</i>	<i>359-273</i>	--	<i>39-31 (.557)</i>	<i>55-39 (.585)</i>

Numerical Roster

No.	Player	Pos.	B/T	Yr.	Ht.	Wt.	Hometown/Previous School
3	Jared Gates	INF	L/R	Jr	6-0	190	Wichita, Kan. / Wichita Northwest HS / Iowa West. CC
4	Matt Burch	INF	L/R	Fr	5-8	175	Gurnee, Ill. / Warren Township HS
5	Cody Scroggins	RHP	R/R	So	6-0	185	Bentonville, Ark. / Bentonville HS
6	Hunter Wilson	INF	L/R	Jr	5-10	170	Spiro, Okla. / Spiro HS / Stephen F. Austin / Eastern Ok. St. JC
7	Jack Kenley	INF	L/R	Fr	6-0	180	Germantown, Tenn. / Houston HS
8	Eric Cole	OF	S/R	So	5-11	195	Southlake, Texas / Southlake Carroll HS
9	Jax Biggers	INF	L/R	So	5-11	175	Missouri City, Texas / Ridge Point HS / Cisco JC
10	Josh Alberius	RHP	R/R	R-Sr	5-11	180	Little Rock, Ark. / Little Rock Christian Academy
11	Keaton McKinney	RHP	R/R	Jr	6-5	225	Ankeny, Iowa / Centennial HS
12	Alex Ronnebaum	INF	L/R	Fr	6-4	195	Overland Park, Kan. / Blue Valley West HS
13	Jordan McFarland	INF/OF	R/R	Fr	6-3	220	Waterloo, Ill. / Waterloo HS
15	Jake Arledge	OF	R/R	Sr	5-9	180	Huntington Beach, Calif. / Panola JC
16	Blaine Knight	RHP	R/R	So	6-3	165	Bryant, Ark. / Bryant HS
17	Luke Bonfield	OF	R/R	Jr	6-3	215	Skillman, N.J. / IMG Academy
18	Anthony Dahl	RHP	R/R	So	6-4	200	Angleton, Texas / Brazoswood HS
20	Carson Shaddy	3B/C/OF	R/R	R-Jr	5-11	185	Fayetteville, Ark. / Fayetteville HS
21	Kacey Murphy	LHP	L/L	So	6-0	190	Rogers, Ark. / Rogers Heritage HS
24	Chad Spanberger	INF/OF	L/R	Jr	6-3	240	Granite City, Ill. / Granite City HS
25	Dominic Taccolini	RHP	R/R	Sr	6-3	220	Sugar Land, Texas / Kempner HS
27	Evan Lee	LHP/OF	R/L	Fr	6-2	190	Bryant, Ark. / Bryant HS
28	Dominic Fletcher	OF	L/L	Fr	5-9	175	Cypress, Calif. / Cypress HS
29	Angus Denton	RHP	R/R	Fr	5-11	160	Beebe, Ark. / Beebe HS
30	Brenden Heiss	RHP	R/R	Fr	6-1	190	Algonquin, Ill. / Jacobs HS
32	Matt Cronin	LHP	L/L	Fr	6-2	190	Navarre, Fla. / Navarre HS
33	Grant Koch	C	R/R	So	6-0	195	Fayetteville, Ark. / Fayetteville HS
34	Jake Reindl	RHP	R/R	So	6-1	200	Fayetteville Ark. / Shiloh Christian
35	Jacob Kostyshock	RHP	R/R	Fr	6-4	175	O'Fallon, Mo. / Francis Howell HS
36	Cannon Chadwick	RHP	R/R	Sr	6-0	195	Paris, Texas / Paris Junior College
37	Weston Rogers	LHP	L/L	So	6-4	215	Springdale, Ark. / Har-Ber HS
38	Jordan Rodriguez	LHP	L/L	Sr	5-11	190	Houston, Texas / Alvin CC
39	Dylan Thompson	LHP	L/L	Fr	6-3	195	Little Rock, Ark. / Catholic HS
42	Jaxon Williams	INF	R/R	Fr	5-8	165	Rosenberg, Texas / B.F. Terry HS
43	Sammy Blair	OF	R/R	Fr	5-9	175	Navasota, Texas / Navasota HS
44	Alex Gosser	C	L/R	Sr	6-0	215	North Little Rock, Ark. / North Little Rock HS
45	Kevin Kopps	RHP	R/R	R-Fr	6-0	195	Sugar Land, Texas / George Ranch HS
46	Barrett Loseke	RHP	R/R	So	6-0	180	Tulsa, Okla. / Jenks HS
48	Trevor Stephan	RHP	R/R	Jr	6-5	225	Magnolia, Texas / Magnolia West HS / Hill College
49	Harrison Heffley	LHP	L/L	Fr	6-3	180	Rogers, Ark. / Rogers HS
50	Ben Bailey	C	L/R	Fr	5-10	180	North Little Rock, Ark. / North Little Rock HS
51	Lucas Krull	LHP	L/L	Fr	6-7	242	Shawnee, Kan. / Mill Valley HS
52	Jackson Rutledge	LHP	L/L	Fr	6-4	180	Benton, La. / Benton HS
53	Noah Miller	RHP	R/R	Fr	6-4	180	Van Buren, Ark. / Van Buren HS
54	Zack Plunkett	RHP/C	R/R	Jr	6-2	205	Hurst, Texas / TCU / L.D. Bell HS
55	Isaiah Campbell	RHP	R/R	So	6-4	220	Olathe, Kan. / Olathe South HS

Coaches and Support Staff

Head Coach:	2 Dave Van Horn, 15th Season (Arkansas, 1988)
Assistant Coach:	22 Tony Vitello, 4th Season (Missouri, 2002)
Assistant Coach:	40 Wes Johnson 1st Season (Arkansas-Monticello 1994)
Volunteer Assistant Coach:	14 Josh Elander, 1st Season (TCU, 2016)
Student Asst. Coaches:	1 Rick Nomura, 1st Season; 41 Cullen Gassaway, 1st Season
Director of Operations:	Clay Goodwin, 10th Season (Arkansas, 2005)
Athletic Trainer:	Corey Wood (East Carolina, 2008)
Strength & Conditioning	Mike Strouhal (University of Saint Mary, 2003)
Managers:	Michael McCann, Hayden Sutton, Zach Barr, Cale Petrie

Pronunciation Guide

Josh Alberius	al-BEER-ee-us	Carson Shaddy	shad-EE
Grant Koch	Cook	Trevor Stephan	STEF-fan
Brenden Heiss	HIGH-sss	Dominic Taccolini	Dom-i-nick Tac-O-Lee-nee
Jacob Kostyshock	COST-ee-shock	Josh Elander	EE-Lander
Barrett Loseke	LOW-ski	Tony Vitello	VIE-tell-oh
Rick Nomura	NO-mura		
Jake Reindl	RINE-dull		
Alex Ronnebaum	Ronnie-Baum		

2017 Overall Statistics



2017 Arkansas Baseball Overall Statistics for Arkansas (as of Apr 12, 2017) (All games Sorted by Batting avg)



Record: 26-8 Home: 19-3 Away: 6-3 Neutral: 1-2 SEC: 8-4

Player	avg	gp-gs	ab	r	h	2b	3b	hr	rbi	tb	slg%	bb	hp	so	gdp	ob%	sf	sh	sb-att	po	a	e	fld%
15 Jake Arledge	.339	31-30	112	27	38	3	0	3	18	50	.446	21	5	25	1	.460	1	5	5-8	54	5	0	1.000
17 Luke Bonfield	.326	34-34	132	27	43	6	1	5	27	66	.500	17	1	19	3	.399	3	1	0-1	35	0	0	1.000
33 Grant Koch	.317	34-34	126	26	40	10	1	9	30	79	.627	23	1	19	3	.427	0	0	1-2	266	32	1	.997
9 Jax Biggers	.314	33-32	105	27	33	6	1	2	14	47	.448	21	3	17	1	.442	0	3	2-3	36	82	2	.983
20 Carson Shaddy	.307	32-32	114	27	35	6	1	7	31	64	.561	13	10	36	0	.417	2	0	4-7	52	65	10	.921
24 Chad Spanberger	.291	30-28	117	26	34	3	1	6	30	57	.487	11	4	30	2	.366	2	0	1-1	165	9	4	.978
28 Dominic Fletcher	.259	30-29	112	22	29	2	0	6	18	49	.438	11	4	15	2	.341	2	1	0-1	65	1	1	.985
8 Eric Cole	.213	26-23	94	17	20	3	0	3	10	32	.340	6	2	16	3	.275	0	3	2-2	23	0	0	1.000

44 Alex Gosser	.375	8-4	16	4	6	1	0	0	3	7	.438	1	0	1	1	.368	2	0	0-0	62	2	0	1.000
27 Evan Lee	.345	8-6	29	8	10	2	0	0	4	12	.414	2	1	6	0	.406	0	0	0-0	3	1	0	1.000
13 Jordan McFarland	.322	19-16	59	12	19	0	0	2	10	25	.424	8	1	15	0	.406	1	0	1-1	105	4	1	.991
6 Hunter Wilson	.310	14-10	29	3	9	0	0	0	6	9	.310	3	1	2	0	.394	0	1	0-1	4	16	0	1.000
3 Jared Gates	.282	10-10	39	5	11	2	0	2	6	19	.487	2	1	10	2	.333	0	0	0-0	4	12	0	1.000
42 Jaxon Williams	.238	18-10	42	7	10	2	1	0	14	14	.333	7	0	17	1	.340	1	0	0-0	18	28	2	.958
4 Matt Burch	.200	11-6	25	1	5	2	0	0	0	7	.280	2	0	5	0	.259	0	0	0-0	1	5	0	1.000
7 Jack Kenley	.000	17-2	15	3	0	0	0	0	0	0	.000	2	2	7	1	.211	0	1	0-0	1	15	0	1.000
36 Cannon Chadwick	.000	1-0	0	1	0	0	0	0	0	0	.000	1	0	0	0	1.000	0	0	0-0	1	2	1	.750
10 Josh Alberius	.000	2-0	0	0	0	0	0	0	0	0	.000	0	0	0	0	.000	0	0	0-0	0	7	0	1.000
Totals	.293	34	1166	243	342	48	6	45	221	537	.461	151	36	240	20	.387	14	15	16-27	906	311	27	.978
Opponents	.230	34	1123	130	258	42	3	21	116	369	.329	101	28	352	19	.307	7	10	16-27	861	311	48	.961

LOB - Team (282), Opp (234). DPs turned - Team (22), Opp (24). CI - Team (1), G. Koch 1, Opp (4). IBB - Team (2), C Spanberger 1, D. Fletcher 1. Picked off - C. Shaddy 1, L. Bonfield 1.

(All games Sorted by Earned run avg)

Player	era	w-l	app	gs	cq	sho	sv	ip	h	r	er	bb	so	2b	3b	hr	b/avg	wp	hp	bk	sfa	sha
16 Blaine Knight	1.94	5-1	8	8	0	0/1	0	46.1	32	11	10	5	54	9	0	3	.192	1	2	1	0	1
48 Trevor Stephan	2.86	4-2	8	8	0	0/0	0	44.0	32	19	14	10	57	5	0	4	.195	3	4	0	2	2

29 Angus Denton	0.00	0-0	5	0	0	0/0	0	3.2	2	0	0	1	4	0	0	0	.154	0	1	0	0	0
32 Matt Cronin	2.08	1-0	7	0	0	0/0	0	8.2	4	2	2	5	14	0	0	1	.138	0	1	0	0	0
34 Jake Reindl	2.08	0-0	10	0	0	0/1	0	21.2	16	5	5	4	22	4	1	0	.208	3	1	0	0	1
46 Barrett Loseke	3.20	3-0	10	1	0	0/0	0	19.2	16	7	7	11	23	1	0	1	.225	1	4	0	0	1
36 Cannon Chadwick	3.22	3-1	13	0	0	0/1	2	22.1	18	13	8	6	31	2	1	1	.214	6	3	0	2	1
10 Josh Alberius	3.55	2-4	11	7	0	0/0	1	33.0	35	16	13	10	29	5	0	2	.285	0	1	0	1	1
30 Brenden Heiss	3.60	0-0	4	0	0	0/0	0	5.0	3	2	2	3	3	0	0	1	.188	0	1	0	0	0
21 Kacey Murphy	3.72	3-0	10	5	0	0/0	0	19.1	25	8	8	9	32	3	0	2	.316	0	0	0	0	0
5 Cody Scroggins	3.86	0-0	3	0	0	0/0	0	2.1	3	1	1	1	1	0	1	0	.273	1	1	0	0	0
27 Evan Lee	4.15	0-0	7	1	0	0/0	0	8.2	9	5	4	3	9	1	0	3	.257	2	1	0	0	1
37 Weston Rogers	4.66	1-0	8	0	0	0/0	0	9.2	10	6	5	2	11	4	0	0	.256	1	0	0	0	0
45 Kevin Kopps	4.76	1-0	11	2	0	0/0	1	22.2	20	12	12	12	22	4	0	2	.241	2	2	0	0	1
25 Dominic Taccolini	4.80	3-0	12	2	0	0/0	2	30.0	25	16	16	15	34	3	0	1	.229	6	5	0	2	1
35 Jacob Kostyshock	8.31	0-0	4	0	0	0/0	0	4.1	5	4	4	3	5	0	0	0	.278	1	1	0	0	0
55 Isaiah Campbell	40.50	0-0	1	0	0	0/0	0	0.2	3	3	3	1	1	1	0	0	.600	1	0	0	0	0
Totals	3.40	26-8	34	34	0	1/1	6	302.0	258	130	114	101	352	42	3	21	.230	28	28	1	7	10
Opponents	6.49	8-26	34	34	2	3/2	5	287.0	342	243	207	151	240	48	6	45	.293	40	36	5	14	15

PB - Team (1), G. Koch 1, Opp (10). Pickoffs - Team (6), J. Alberius 3, B. Knight 1, C. Chadwick 1, K. Kopps 1, Opp (2). SBA/ATT - G. Koch (11-21), T. Stephan (5-5), K. Murphy (2-4), A. Gosser (4-4), D. Taccolini (2-3), B. Knight (1-3), J. Alberius (1-3), W. Rogers (2-2), C. Chadwick (0-2), K. Kopps (1-2), C. Shaddy (1-1), B. Loseke (1-1), J. Reindl (0-1), E. Lee (1-1).





2017 Arkansas Baseball Conference statistics for Arkansas (as of Apr 12, 2017) (SEC games only Sorted by Batting avg)



Record: 8-4 Home: 4-2 Away: 4-2 SEC: 8-4

Player	avg	gp-gs	ab	r	h	2b	3b	hr	rbi	tb	slg%	bb	hp	so	gdp	ob%	sf	sh	sb-att	po	a	e	fld%
24 Chad Spanberger	.340	12-12	53	11	18	1	0	4	19	31	.585	3	0	12	0	.368	1	0	1-1	74	4	1	.987
17 Luke Bonfield	.333	12-12	45	7	15	1	0	2	6	22	.489	6	1	6	1	.423	0	1	0-0	16	0	0	1.000
9 Jax Biggers	.316	12-12	38	10	12	1	0	0	2	13	.342	8	1	8	0	.447	0	0	1-2	14	30	1	.978
20 Carson Shaddy	.313	12-12	48	8	15	2	1	3	12	28	.583	1	2	15	0	.346	1	0	1-2	18	27	3	.938
33 Grant Koch	.295	12-12	44	7	13	1	0	3	6	23	.523	9	0	7	3	.415	0	0	0-0	110	12	0	1.000
15 Jake Arledge	.277	12-12	47	7	13	2	0	0	4	15	.319	8	2	12	0	.404	0	2	1-2	22	0	0	1.000
8 Eric Cole	.273	9-9	33	8	9	2	0	1	4	14	.424	3	1	4	1	.351	0	2	1-1	6	0	0	1.000
28 Dominic Fletcher	.255	12-12	47	4	12	0	0	1	4	15	.319	2	2	6	2	.308	1	1	0-1	35	0	1	.972

13 Jordan McFarland	.417	5-3	12	1	5	0	0	0	1	5	.417	0	0	3	0	.417	0	0	0-0	19	0	1	.950
3 Jared Gates	.318	6-6	22	3	7	1	0	1	2	11	.500	0	1	5	1	.348	0	0	0-0	2	8	0	1.000
42 Jaxon Williams	.143	3-2	7	0	1	0	0	0	1	1	.143	2	0	4	0	.333	0	0	0-0	0	3	0	1.000
7 Jack Kenley	.000	9-1	8	1	0	0	0	0	0	0	.000	0	0	5	0	.000	0	1	0-0	0	8	0	1.000
4 Matt Burch	.000	3-3	8	0	0	0	0	0	0	0	.000	0	0	2	0	.000	0	0	0-0	0	0	0	.000
27 Evan Lee	.000	1-0	0	0	0	0	0	0	0	0	.000	1	0	0	0	1.000	0	0	0-0	0	0	0	.000
Totals	.291	12	412	67	120	11	1	15	61	178	.432	43	10	89	8	.370	3	7	5-9	318	104	8	.981
Opponents	.234	12	394	51	92	14	0	9	42	133	.338	32	11	115	7	.307	3	3	9-13	312	129	11	.976

LOB - Team (99), Opp (74). DPs turned - Team (9), Opp (11). CI - Team (0), Opp (3). IBB - Team (2), C Spanberger 1, D. Fletcher 1. Picked off - L. Bonfield 1.

(SEC games only Sorted by Earned run avg)

Player	era	w-l	app	gs	cg	sho	sv	ip	h	r	er	bb	so	2b	3b	hr	b/avg	wp	hp	bks	sfa	sha
16 Blaine Knight	1.33	4-0	4	4	0	0/0	0	27.0	14	4	4	4	31	4	0	2	.151	1	1	1	0	0
10 Josh Alberius	3.21	2-1	4	4	0	0/0	0	14.0	18	5	5	5	8	2	0	1	.333	0	0	0	1	1
25 Dominic Taccolini	3.46	0-0	5	0	0	0/0	2	13.0	7	5	5	7	12	1	0	1	.163	3	2	0	1	0
48 Trevor Stephan	5.40	1-2	4	4	0	0/0	0	20.0	22	14	12	3	25	4	0	3	.272	2	3	0	0	1

32 Matt Cronin	0.00	0-0	1	0	0	0/0	0	1.0	1	0	0	1	1	0	0	0	.333	0	1	0	0	0
27 Evan Lee	0.00	0-0	1	0	0	0/0	0	0.1	0	0	0	0	0	0	0	0	.000	0	0	0	0	0
34 Jake Reindl	0.82	0-0	3	0	0	0/0	0	11.0	4	1	1	0	14	1	0	0	.111	1	1	0	0	1
36 Cannon Chadwick	5.40	1-1	5	0	0	0/0	2	10.0	7	9	6	5	14	0	0	0	.189	4	2	0	1	0
45 Kevin Kopps	9.00	0-0	4	0	0	0/0	0	8.0	10	8	8	4	9	2	0	1	.313	1	1	0	0	0
46 Barrett Loseke	13.50	0-0	3	0	0	0/0	0	1.1	6	2	2	2	1	0	0	0	.600	0	0	0	0	0
21 Kacey Murphy	81.00	0-0	2	0	0	0/0	0	0.1	3	3	3	1	0	0	0	1	.750	0	0	0	0	0
Totals	3.91	8-4	12	12	0	0/0	4	106.0	92	51	46	32	115	14	0	9	.234	12	11	1	3	3
Opponents	5.02	4-8	12	12	2	1/0	1	104.0	120	67	58	43	89	11	1	15	.291	16	10	1	3	7

PB - Team (0), Opp (3). Pickoffs - Team (2), J. Alberius 2, Opp (1). SBA/ATT - G. Koch (9-13), T. Stephan (4-4), B. Knight (1-3), D. Taccolini (1-2), C. Chadwick (0-1), E. Lee (1-1), K. Kopps (1-1), J. Alberius (1-1).





2017 Arkansas Baseball Miscellaneous Stats for Arkansas (as of Apr 12, 2017) (All games)



Starting Lineup By Position (Team W-L record when starter)

PITCHER:

48 Trevor Stephan	8	(5-3)
16 Blaine Knight	8	(7-1)
10 Josh Alberius	7	(3-4)
21 Kacey Murphy	5	(5-0)
25 Dominic Taccolini	2	(2-0)
45 Kevin Kopps	2	(2-0)
27 Evan Lee	1	(1-0)
46 Barrett Loseke	1	(1-0)

CATCHER:

33 Grant Koch	30	(22-8)
44 Alex Gosser	4	(4-0)

FIRST BASE:

24 Chad Spanberger	19	(14-5)
13 Jordan McFarland	15	(12-3)

SECOND BASE:

20 Carson Shaddy	26	(20-6)
42 Jaxon Williams	8	(6-2)

THIRD BASE:

3 Jared Gates	10	(8-2)
6 Hunter Wilson	9	(7-2)
24 Chad Spanberger	7	(6-1)
20 Carson Shaddy	5	(3-2)
4 Matt Burch	2	(2-0)
7 Jack Kenley	1	(0-1)

SHORTSTOP:

9 Jax Biggers	32	(24-8)
6 Hunter Wilson	1	(1-0)
7 Jack Kenley	1	(1-0)

LEFT FIELD:

17 Luke Bonfield	27	(22-5)
15 Jake Arledge	7	(4-3)

CENTER FIELD:

28 Dominic Fletcher	29	(21-8)
15 Jake Arledge	4	(4-0)
8 Eric Cole	1	(1-0)

RIGHT FIELD:

15 Jake Arledge	19	(14-5)
8 Eric Cole	12	(9-3)
24 Chad Spanberger	2	(2-0)
27 Evan Lee	1	(1-0)

DESIGNATED HITTER:

8 Eric Cole	10	(8-2)
17 Luke Bonfield	7	(4-3)
27 Evan Lee	5	(4-1)
4 Matt Burch	4	(3-1)
33 Grant Koch	4	(4-0)
42 Jaxon Williams	2	(1-1)
13 Jordan McFarland	1	(1-0)
20 Carson Shaddy	1	(1-0)

Starting Lineup By Lineup Spot (Team W-L record when starter)

LEADOFF:

15 Jake Arledge	26	(19-7)
8 Eric Cole	7	(6-1)
24 Chad Spanberger	1	(1-0)

2ND SPOT:

24 Chad Spanberger	21	(16-5)
8 Eric Cole	5	(3-2)
15 Jake Arledge	3	(2-1)
9 Jax Biggers	2	(2-0)
27 Evan Lee	2	(2-0)
17 Luke Bonfield	1	(1-0)

3RD SPOT:

17 Luke Bonfield	33	(25-8)
33 Grant Koch	1	(1-0)

CLEANUP:

33 Grant Koch	33	(25-8)
28 Dominic Fletcher	1	(1-0)

5TH SPOT:

28 Dominic Fletcher	26	(18-8)
20 Carson Shaddy	5	(5-0)
3 Jared Gates	1	(1-0)
13 Jordan McFarland	1	(1-0)
27 Evan Lee	1	(1-0)

6TH SPOT:

20 Carson Shaddy	27	(19-8)
28 Dominic Fletcher	2	(2-0)
3 Jared Gates	2	(2-0)
13 Jordan McFarland	1	(1-0)
8 Eric Cole	1	(1-0)
4 Matt Burch	1	(1-0)

7TH SPOT:

13 Jordan McFarland	7	(6-1)
8 Eric Cole	5	(5-0)
24 Chad Spanberger	5	(4-1)
4 Matt Burch	4	(3-1)
3 Jared Gates	4	(2-2)
42 Jaxon Williams	3	(2-1)
9 Jax Biggers	2	(1-1)
44 Alex Gosser	2	(2-0)
27 Evan Lee	2	(1-1)

8TH SPOT:

9 Jax Biggers	7	(6-1)
13 Jordan McFarland	7	(5-2)
42 Jaxon Williams	5	(3-2)
8 Eric Cole	5	(3-2)
3 Jared Gates	3	(3-0)
44 Alex Gosser	2	(2-0)
15 Jake Arledge	1	(1-0)
24 Chad Spanberger	1	(1-0)
7 Jack Kenley	1	(0-1)
27 Evan Lee	1	(1-0)
4 Matt Burch	1	(1-0)

9TH SPOT:

9 Jax Biggers	21	(15-6)
6 Hunter Wilson	10	(8-2)
42 Jaxon Williams	2	(2-0)
7 Jack Kenley	1	(1-0)



2017 Arkansas Baseball Games Summary for Arkansas (as of Apr 12, 2017) (All games)



Score by innings	1	2	3	4	5	6	7	8	9	Total
Arkansas	27	36	36	21	35	35	31	12	10	243
Opponents	13	17	14	8	11	21	13	22	11	130

Record when ...

Overall	26-8	After 6 leading	24-1
Conference	8-4 trailing	2-7
Non-Conference	18-4 tied	0-0
Home games	19-3	After 7 leading	24-1
Away games	6-3 trailing	0-7
Neutral site	1-2 tied	2-0
Day games	16-5	After 8 leading	24-1
Night games	10-3 trailing	0-7
vs Left starter	10-4 tied	2-0
vs Right starter	16-4		
1-Run games	4-1	Hit 0 home runs	5-5
2-Run games	1-2	... 1 home run	9-2
5+Run games	15-3	... 2+ home runs	12-1
Extra innings	0-0		
Shutouts	1-3	Opponent 0 home runs	14-5
	 1 home run	9-1
Scoring 0-2 runs	0-5 2+ HRs	3-2
..... 3-5 runs	7-2		
..... 6-9 runs	8-1	Made 0 errors	13-1
..... 10+ runs	11-0 1 error	9-5
	 2+ errors	4-2
Opponent 0-2 runs	14-1		
..... 3-5 runs	7-3	Opp. made 0 errors	7-4
..... 6-9 runs	4-3 1 error	7-2
..... 10+ runs	1-1 2+ errors	12-2
Scored in 1st inning	9-2		
Opp. scored in 1st	6-3	Out-hit opponent	19-1
Scores first	18-3	Out-hit by opponent	4-7
Opp. scores first	8-5	Hits are tied	3-0

Record when team scores:

Runs	0	1	2	3	4	5	6	7	8	9	10+
W-L	0-3	0-1	0-1	3-2	0-0	4-0	2-0	2-0	1-1	3-0	11-0

Record when opponent scores:

Runs	0	1	2	3	4	5	6	7	8	9	10+
W-L	1-0	6-0	7-1	3-2	2-1	2-0	1-0	1-2	2-1	0-0	1-1

Record when leading after:

Inn.	1	2	3	4	5	6	7	8
W-L	8-1	18-2	20-2	20-2	20-2	24-1	24-1	24-1

Record when trailing after:

Inn.	1	2	3	4	5	6	7	8
W-L	3-3	2-4	3-4	3-4	3-5	2-7	0-7	0-7

Record when tied after:

Inn.	1	2	3	4	5	6	7	8
W-L	15-4	6-2	3-2	3-2	3-1	0-0	2-0	2-0



#16 BLAINE KNIGHT

RHP • 6-3 • 165 • SOPHOMORE
BRYANT, ARKANSAS
BRYANT HS



CAREER HIGHS

Category	High	Opponent (Last)	Date
Innings	8.0	at Alabama	3/31/17
Longest Start	8.0	at Alabama	3/31/17
Shortest Start	2.0	2x (at Ok. St.)	3/29/16
Longest Relief	4.1	W. Illinois	3/12/16
Hits	7	E. Illinois	3/5/16
Runs	5	2x (at LSU)	5/7/16
Earned Runs	5	E. Illinois	3/5/16
Walks	2	2x (at LSU)	5/7/16
Strikeouts	11	Mississippi State	3/17/17

CAREER VS. 2017 OPPONENTS

Team	ERA	W-L	G-GS	IP	H	R	ER	BB-K
Oklahoma St.	12.85	0-0	2-1	2.1	4	3	3	1-1
ULM	0.00	0-0	1-1	3.0	1	0	0	1-3
Miss. St.	2.25	0-0	1-1	4.0	5	2	1	1-1
Missouri	3.00	0-0	1-0	3.1	4	1	1	1-2
Grambling	0.00	0-0	1-0	2.0	3	0	0	0-0
Alabama	4.29	0-0	1-1	4.2	4	2	2	1-4
LSU	0.00	0-0	1-0	3.2	6	5	0	2-8
Ole Miss	0.00	0-0	1-0	4.0	3	0	0	1-6
Texas A&M	4.29	0-1	2-0	2.1	3	2	1	0-1

2016 HIGHLIGHTS

- Made 18 appearances on the mound, good for third-highest on the team.
- Was part of the opening weekend rotation against Central Michigan.
- Compiled a 2.98 ERA, the lowest ERA among Razorback pitchers with 10 or more appearances.
- Had one save in his 11 relief appearances.
- Struck out 46 batters and walked just 14 over his 48.1 innings of work.
- Ranked third on the team in strikeouts.
- Improved in SEC action with a 1.78 ERA over 25.1 innings.
- His ERA was the lowest on team among pitchers with 10 innings or more in SEC play.
- Gave up just five earned runs in nine conference appearances and struck out 25 batters.
- Made first collegiate start vs. Central Michigan (Feb. 20), going 5.0 innings and giving up just two earned runs, while striking out three in his first career win. Seven of his final nine appearances came in relief.
- Had stretch of eight-straight games without giving up an earned run.
- During the eight-game stretch, he only allowed one unearned run on 11 hits and struck out 14.
- Had one of the best outings of the year at No. 13 LSU, going 3.2 innings out of the bullpen and striking out a season-high eight batters.
- Picked up only save against No. 18 Oklahoma State, getting final out on three pitches.
- Never allowed more than two walks in an outing.
- Recorded five or more strikeouts vs. Western Illinois (March 12), at No. 14 Ole Miss (April 8), and at No. 13 LSU (May 7).

KNIGHT'S CAREER APPEARANCES

Blaine Knight 2016 Game-By-Game (Freshman)
(18 Appearances, 7 Starts)

Date	Opponent	IP	H	R-ER	BB	K	Result
2/20/16	Central Michigan*	5.0	4	2-2	0	3	W, 1-0
2/27/16	vs. #9 Houston*	2.0	4	1-1	1	3	ND
3/5/16	Eastern Illinois*	3.1	7	5-5	1	4	ND
3/12/16	Western Illinois	4.1	3	0-0	2	5	W, 2-0
3/16/16	Grambling St.	2.0	3	0-0	0	0	ND
3/29/16	at #16 Oklahoma St.*	2.0	4	3-3	1	1	ND
4/2/16	Missouri	3.1	4	1-1	1	2	ND
4/8/16	at #14 Ole Miss	4.0	3	0-0	1	6	ND
4/12/16	ULM*	3.0	1	0-0	1	3	ND
4/16/16	#2 Florida	1.0	2	1-0	1	1	ND
4/19/16	#25 Creighton	1.0	1	0-0	0	2	ND
4/23/16	at #12 Kentucky	2.1	3	0-0	1	2	ND
4/26/16	#18 Oklahoma St.	0.1	0	0-0	0	0	ND
4/30/16	#2 Texas A&M	1.0	1	0-0	0	0	ND
4/30/16	#2 Texas A&M	1.1	2	2-1	0	1	L, 2-1
5/7/16	at #13 LSU	3.2	6	5-0	2	8	ND
5/15/16	Alabama*	4.2	4	2-2	1	4	ND
5/21/16	at #4 Mississippi St.*	4.0	5	2-1	1	1	ND
TOTALS	18 G, 7 GS	48.1	57	24-16	14	46	2-1

Blaine Knight 2017 Game-By-Game (Sophomore)
(8 Appearances, 8 Starts)

Date	Opponent	IP	H	R-ER	BB	K	Pitches	Result
2/17/17	Miami (Ohio)*	4.0	3	0-0	0	5	72	W, 7-0
2/24/17	Bryant*	5.0	4	3-3	1	4	79	W, 11-8
3/3/17	vs. #5 Arizona*	6.0	5	2-1	0	10	81	L, 3-0
3/10/17	Rhode Island*	4.1	6	2-2	0	4	56	W, 5-2
3/17/17	Mississippi St.*	7.0	3	1-1	0	11	104	W, 3-1
3/24/17	at #18 Missouri*	6.0	5	2-2	1	7	88	W, 9-2
3/31/17	at Alabama*	8.0	3	1-1	0	7	95	W, 7-1
4/7/17	#13 LSU*	6.0	3	0-0	3	6	97	W, 9-3
TOTALS	8 G, 8 GS	46.1	32	11-10	5	54		5-1

2017 HIGHLIGHTS

- Named Opening Day starter vs. Miami (Ohio).
- Won his first start of the year for the second straight season after a 4.0 inning, five strikeout performance against the RedHawks.
- Went five innings in his second start of the year against Bryant, striking out four and walking only one.
- Had, at the time, a career-high in innings for the second straight game by going 6.0 against No. 5 Arizona at the Frisco Classic.
- Struck out 10 Wildcat batters in the outing, his first of two 10+ K outings this year..
- Currently has the second-lowest ERA on the team (2.39), but only has one walk, the lowest among all starting pitchers.
- Is one of five pitchers in the SEC and one of four starting pitchers with one walk or less this season.
- Held Arizona to its lowest run total of the season when allowing just two runs, one being earned. The Wildcats were averaging more than 11 runs per game before facing Knight.
- Threw a career-high seven innings on 104 pitches and struck out 11 batters, also a career-high against Mississippi State, earning his second victory of the year.
- Became the first Razorback since Drew Smyly in 2010 to record multiple 10+ strikeout games in the same season.
- Sat through a two-hour rain delay in game one against Missouri and still pitched six innings, striking out seven for his second straight victory.
- Threw a career-high eight innings against Alabama, giving up just a single earned run, his fourth outing of one or less earned run allowed.
- Has recorded six or more strikeouts in each of his conference starts (Mississippi State, Missouri, Alabama, LSU).
- Picked up his fourth straight win after a 6.0-inning outing of no runs given up and just three hits with six strikeouts against No. 13 LSU.
- Named to 2017 Golden Spikes Midseason Award Watch List.

#48 TREVOR STEPHAN

RHP • 6-5 • 225 • JUNIOR
MAGNOLIA, TEXAS
HILL COLLEGE



STEPHAN'S CAREER APPEARANCES

Trevor Stephan 2017 Game-By-Game (Junior)
(7 Appearances, 7 Starts)

Date	Opponent	IP	H	R-ER	BB	K	Pitches	Result
2/18/17	Miami (Ohio)*	4.0	3	1-1	0	5	61	W, 5-1
2/25/17	Bryant*	5.2	2	0-0	4	6	103	W, 13-7
3/4/17	vs. Nebraska*	6.0	3	2-1	3	8	103	W, 15-5
3/10/17	Rhode Island*	8.1	2	2-0	0	13	103	W, 3-2
3/18/17	Mississippi St.*	6.1	7	4-2	1	8	98	W, 5-4
3/25/17	at No. 18 Missouri*	5.1	6	4-4	1	10	107	L, 7-2
4/1/17	at Alabama	1.1	4	4-4	1	0	28	L, 7-1
4/8/17	#13 LSU*	7.0	5	2-2	0	7	105	L, 10-8
TOTALS	8 G, 8 GS	44.0	32	19-14	10	57		4-2

CAREER HIGHS

Category	High	Opponent (Last)	Date
Innings	8.1	Rhode Island	3/10/17
Longest Start	8.1	Rhode Island	3/10/17
Shortest Start	1.1	at Alabama	4/1/17
Longest Relief	--	--	--
Hits	7	Mississippi State	3/18/17
Runs	4	3x (at Alabama)	4/1/17
Earned Runs	4	2x (at Alabama)	4/1/17
Walks	4	Bryant	2/18/17
Strikeouts	13	Rhode Island	3/10/17

BIO

HILL COLLEGE

Selected as a NJCAC first team All-Conference player ... Went 8-1 with five saves as a sophomore ... Posted a 2.88 earned run average with 88 strikeouts compared to 22 walks in 68.2 innings ... Helped lead Hill to a 39-21 record and a third-place finish at the NJCAA Region V tournament ... Played first base and third base at West High School in Magnolia, Texas.

IN THE DRAFT

2016 - Boston Red Sox, 18th round (538 overall)

PERSONAL

Son of Bill and Ashley Stephan ... Has one brother, Mitch ... Majoring in sport management.

2017 HIGHLIGHTS

- Won first Division I start vs. Miami (Ohio) after a 4.0 inning outing and giving up just one earned run and striking out five.
- Threw a season-high 103 pitches in a 13-7 victory over Bryant, his second start of the year.
- Garnered his second victory with a 5.2 inning outing, with a, then, season-high six strikeouts.
- Added to his team-leading third victory against Nebraska in the Frisco Classic with a 6.0 inning performance and eight strikeouts.
- Holds the lowest ERA on the team through five starts with a 1.19 ERA over 30.1 innings pitched.
- Pitched a perfect game into the 7th inning against Rhode Island, before a runner reached on an error. Ended up throwing into the ninth inning before being relieved. Tallied a career-high 13 strikeouts, the most since Jess Todd had 17 against South Carolina in the 2007 SEC Tournament.
- Garnered his fourth victory of the year, and first SEC victory, after going 6.1 innings against Mississippi State, allowing just two earned runs and striking out eight.
- Joined Blaine Knight with his second 10+ strikeout performance of the year, coming against No. 18 Missouri.
- Notched his second outing of seven or more innings after going 7.0 innings with just two runs allowed and seven strikeouts against No. 13 LSU.

RECORD RUNDOWN

Overall	26-8
vs. Top-5 Teams	0-1
vs. Top-10 Teams	0-1
vs. Top-25 Teams	3-5
vs. Unranked Teams	23-3
At home	19-3
On the road	6-3
At neutral sites	1-2
In day games	17-5
In night games	9-3
In extra innings	0-0
Vs. teams .500 or better	10-6
Vs. teams .500 or worse	13-2
Vs. left-handed starter	9-4
Vs. right-handed starter	17-4
When starter receives decision	17-7
When reliever receives decision	9-1
When starter goes 5+ innings	11-5
When starter goes less than 5 innings	15-3
When scoring first	19-3
When opponent scores first	7-5
When leading after 6 innings	22-1
When trailing after 6 innings	2-7
When tied after 6 innings	0-0
When leading after 8 innings	24-1
When trailing after 8 innings	0-6
When tied after 8 innings	2-0
In one-run games	4-1
In two-run games	1-2
Series W-L-T	9-1-1
Series sweeps/times swept	6/0
When scoring 0-2 runs	0-5
When scoring 3-5 runs	7-3
When scoring 6-9 runs	9-1
When scoring 10+ runs	10-0
Shutouts vs. times shut out	1/3
When opponent scores 5 runs or less	3-4
When opponent scores 5 runs or more	5-4
When collecting 0-3 hits	0-2
When collecting 4-6 hits	2-4
When collecting 7-9 hits	7-1
When collecting 10-12 hits	5-1
When collecting 13+ hits	12-0
When out-hitting opponent	20-1
When out-hit by opponent	3-7
When hits are equal	3-0
When hitting a home run	21-3
When opponent hits a home run	11-3
When errorless	13-1
When committing one error	9-5
When committing 2+ errors	5-2
When opponent is errorless	7-4
Vs. SEC	8-4
Vs. SEC East	2-1
Vs. SEC West	6-3
Vs. non-conference	18-4
Game 1 of weekend series	7-0
Game 2 of weekend series	4-3
Game 3 of weekend series	5-2
In February	6-1
In March	15-4
In April	5-3
In May	0-0
In June	0-0

MULTIPLE-HIT GAMES

Name	2	3	4	5+	Total
Luke Bonfield	9	5	--	--	14
Chad Spanberger	8	2	1	--	11
Grant Koch	7	3	1	--	11
Jax Biggers	8	2	1	--	11
Jake Arledge	6	3	--	--	9
Carson Shaddy	7	2	--	--	9
Dominic Fletcher	6	2	--	--	8
Jordan McFarland	6	1	--	--	7
Eric Cole	6	--	--	--	6
Evan Lee	3	1	--	--	4

CAREER MULTIPLE-HIT GAMES

Name	2014	2015	2016	2017	Total
Carson Shaddy	--	5	21	9	35
Luke Bonfield	--	--	14	14	28
Chad Spanberger	--	6	6	11	23
Grant Koch	--	--	7	11	18
Jake Arledge	--	--	5	9	14
Eric Cole	--	--	8	6	14
Jax Biggers	--	--	--	11	11
Dominic Fletcher	--	--	--	8	8
Jordan McFarland	--	--	--	7	7
Evan Lee	--	--	--	4	4

MULTIPLE-RBI GAMES

Name	2	3	4	5+	Total
Grant Koch	3	4	2	--	9
Carson Shaddy	5	2	--	1	8
Luke Bonfield	3	4	--	--	7
Chad Spanberger	2	4	--	1	7
Jax Biggers	3	1	--	--	4
Jake Arledge	3	1	--	--	4
Dominic Fletcher	3	1	--	--	4
Eric Cole	4	--	--	--	4
Jared Gates	3	--	--	--	3

HITTING STREAKS

Name	CURRENT	2017	CAREER
Jake Arledge	1	14	14
Jax Biggers	1	4	4
Luke Bonfield	3	7	8
Eric Cole	--	9	9
Dominic Fletcher	2	5	5
Grant Koch	1	8	8
Jordan McFarland	4	4	4
Carson Shaddy	2	8	11
Chad Spanberger	7	6	6
Jaxon Williams	--	4	4
Evan Lee	1	4	4
Jared Gates	1	5	5

REACHED BASE

Name	CURRENT	2017	CAREER
Jake Arledge	1	15	15
Jax Biggers	6	6	6
Luke Bonfield	7	7	12
Eric Cole	--	10	10
Dominic Fletcher	3	8	8
Grant Koch	1	13	13
Jared Gates	1	5	5
Carson Shaddy	2	19	19
Chad Spanberger	7	7	8
Jordan McFarland	4	5	5
Jaxon Williams	1	4	4

HOME RUNS

Career Home Runs	SOLO	2R	3R	GS	Total
Jake Arledge	3	2	-	-	5
Jax Biggers	2	-	-	-	2
Luke Bonfield	5	6	2	-	13
Eric Cole	2	1	-	-	3
Dominic Fletcher	4	1	1	-	6
Grant Koch	4	2	6	1	13
Jordan McFarland	-	2	-	-	2
Carson Shaddy	7	8	-	-	15
Chad Spanberger	6	2	4	-	12

BREAKDOWN

Total	45
At Baum Stadium	33
On The Road	11
At Neutral Site	1
Vs. RHP	32
Vs. LHP	13
w/ 0 Outs	21
w/ 1 Out	10
w/ 2 Outs	14
Solo	22
Two-Run	15
Three-Run	7
Grand Slam	1
Back-To-Back	1
Pinch-Hit	0
Walk-Off	0
Before the 7th Inning	34
7th Inning and Beyond	10
Opponent Total	20
Last HR Given Up	April 8 vs. LSU
Longest Stretch Without HR Allowed	7
Current Streak of No HR Allowed	2

HOME RUN TRACKER

Player	Date	Opp.	On Base-Outs
D. Fletcher	2/17	Miami (Ohio)	0-0
C. Spanberger	2/19	Miami (Ohio)	0-1
E. Cole	2/19	Miami (Ohio)	0-0
G. Koch	2/19	Miami (Ohio)	2-1
G. Koch	2/24	Bryant	0-0
C. Shaddy	2/25	Bryant	1-0
J. Arledge	2/25	Bryant	0-2
J. Arledge	2/26	Bryant	1-2
C. Shaddy	2/28	La. Tech	1-0
G. Koch	3/1	La. Tech	2-0
J. Biggers	3/1	La. Tech	0-2
L. Bonfield	3/1	La. Tech	0-0
J. McFarland	3/1	La. Tech	1-2
D. Fletcher	3/1	La. Tech	0-1
G. Koch	3/4	Nebraska	3-2
G. Koch	3/7	ULM	1-1
C. Shaddy	3/7	ULM	1-1
D. Fletcher	3/8	ULM	2-2
D. Fletcher	3/10	Rhode Island	0-2
L. Bonfield	3/10	Rhode Island	0-0
J. Arledge	3/10	Rhode Island	0-0
C. Spanberger	3/15	Alcorn State	1-0
L. Bonfield	3/15	Alcorn State	0-0
J. McFarland	3/15	Alcorn State	1-1
D. Fletcher	3/15	Alcorn State	1-0
L. Bonfield	3/17	Mississippi St.	1-1
G. Koch	3/17	Mississippi St.	0-1
C. Shaddy	3/18	Mississippi St.	1-0
C. Spanberger	3/18	Mississippi St.	2-2
C. Shaddy	3/19	Mississippi St.	0-2
G. Koch	3/22	New Orleans	1-0
J. Biggers	3/22	New Orleans	0-2
C. Spanberger	3/25	at Missouri	0-2
D. Fletcher	3/26	at Missouri	0-0
G. Koch	3/26	at Missouri	2-2
C. Shaddy	3/26	at Missouri	0-0
L. Bonfield	3/31	at Alabama	1-0
J. Gates	4/29	Grand Canyon	0-0
E. Cole	4/29	Grand Canyon	1-0
C. Shaddy	4/30	Grand Canyon	0-1
E. Cole	4/7	LSU	0-1
J. Gates	4/7	LSU	1-2
C. Spanberger	4/7	LSU	2-0
C. Spanberger	4/8	LSU	2-2
G. Koch	4/8	LSU	0-0

STARTERS GAME-BY-GAME

Opponent	W-L	IP	H	R	ER	BB	K
Miami (Ohio)	W	4.0	3	0	0	0	5
Miami (Ohio)	W	4.0	3	1	1	0	5
Miami (Ohio)	W	3.1	2	1	1	2	5
Bryant	--	5.0	4	3	3	1	4
Bryant	W	5.2	2	0	0	4	6
Bryant	--	3.1	4	2	2	2	2
@ La. Tech	L	5.1	2	3	1	2	7
@ La. Tech	--	1.0	2	3	3	0	0
vs. Arizona	L	6.0	5	2	1	0	10
vs. Nebraska	W	6.0	3	2	1	3	8
vs. Oklahoma St.	L	2.0	5	5	4	2	2
ULM	W	6.0	7	2	2	2	10
ULM	W	5.0	3	2	2	1	9
Rhode Island	--	4.1	6	2	2	0	4
Rhode Island	--	8.1	2	2	0	0	13
Rhode Island	L	5.0	7	3	3	0	3
Alcorn St.	--	4.0	5	1	1	0	3
Alcorn St.	W	3.0	6	1	1	1	6
Mississippi St.	W	7.0	3	1	1	0	11
Mississippi St.	W	6.1	7	4	2	1	8
Mississippi St.	W	4.2	5	0	0	1	3
New Orleans	--	2.2	2	0	0	4	3
@ Missouri	W	6.0	5	2	2	1	7
@ Missouri	L	5.1	6	4	4	1	10
@ Missouri	W	3.0	4	1	1	2	1
Grambling St.	Cancelled						
@ Alabama	W	8.0	3	1	1	0	7
@ Alabama	L	1.1	4	4	4	1	0
@ Alabama	--	3.0	5	3	3	0	2
Grand Canyon	--	2.0	0	0	0	2	2
Grand Canyon	W	4.0	5	0	0	0	10
LSU	W	6.0	3	0	0	3	6
LSU	--	7.0	5	2	2	0	7
LSU	--	3.1	4	1	1	2	2
@ Missouri St.	--	1.2	3	1	1	0	2
Georgia	--	--	--	--	--	--	--
Georgia	--	--	--	--	--	--	--
Georgia	--	--	--	--	--	--	--
Memphis	--	--	--	--	--	--	--
vs. Memphis	--	--	--	--	--	--	--
@ Auburn	--	--	--	--	--	--	--
@ Auburn	--	--	--	--	--	--	--
@ Auburn	--	--	--	--	--	--	--
vs. Kansas St.	--	--	--	--	--	--	--
Ole Miss	--	--	--	--	--	--	--
Ole Miss	--	--	--	--	--	--	--
Ole Miss	--	--	--	--	--	--	--
@ Tennessee	--	--	--	--	--	--	--
@ Tennessee	--	--	--	--	--	--	--
@ Tennessee	--	--	--	--	--	--	--
Vanderbilt	--	--	--	--	--	--	--
Vanderbilt	--	--	--	--	--	--	--
Vanderbilt	--	--	--	--	--	--	--
@Texas A&M	--	--	--	--	--	--	--
@Texas A&M	--	--	--	--	--	--	--
@Texas A&M	--	--	--	--	--	--	--

BULLPEN GAME-BY-GAME

Opponent	W-L-S	IP	H	R	ER	BB	K
Miami (Ohio)	--	5.0	3	0	0	0	7
Miami (Ohio)	--	5.0	1	0	0	1	6
Miami (Ohio)	--	5.2	2	0	0	3	8
Bryant	W-S	4.0	6	5	3	5	7
Bryant	--	3.1	8	7	7	1	6
Bryant	W	5.2	6	4	4	3	5
@ La. Tech	--	2.2	4	1	0	0	2
@ La. Tech	W	8.0	9	7	7	3	9
vs. Arizona	--	2.0	2	1	1	1	0
vs. Nebraska	--	3.0	2	3	3	3	2
vs. Oklahoma St.	--	7.0	5	3	2	4	4
ULM	--	3.0	3	1	1	0	3
ULM	--	4.0	0	0	0	2	5
Rhode Island	W	4.2	3	0	0	0	3
Rhode Island	W	0.2	1	0	0	0	2
Rhode Island	--	4.0	1	0	0	3	5
Alcorn St.	W	5.0	6	1	1	1	4
Alcorn St.	--	6.0	3	2	2	2	7
Mississippi St.	S	2.2	0	0	0	1	5
Mississippi St.	S	1.1	1	0	0	0	3
Mississippi St.	S	4.1	1	1	1	1	5
New Orleans	W-S	6.1	3	2	2	3	7
@ Missouri	S	3.0	2	0	0	1	4
@ Missouri	--	2.2	5	3	3	1	4
@ Missouri	--	6.0	7	7	7	7	7
Grambling St.	Cancelled						
@ Alabama	--	1.0	0	0	0	0	0
@ Alabama	--	6.2	6	3	3	1	10
@ Alabama	W	6.0	4	2	2	4	4
Grand Canyon	W	7.0	5	2	2	0	6
Grand Canyon	--	5.0	5	1	1	2	8
LSU	--	3.0	6	3	3	2	2
LSU	L	2.0	4	8	5	2	2
LSU	L	5.2	2	1	1	0	5
@ Missouri St.	W	7.2	6	3	3	3	9
Georgia	--	--	--	--	--	--	--
Georgia	--	--	--	--	--	--	--
Georgia	--	--	--	--	--	--	--
Memphis	--	--	--	--	--	--	--
vs. Memphis	--	--	--	--	--	--	--
@ Auburn	--	--	--	--	--	--	--
@ Auburn	--	--	--	--	--	--	--
@ Auburn	--	--	--	--	--	--	--
vs. Kansas St.	--	--	--	--	--	--	--
Ole Miss	--	--	--	--	--	--	--
Ole Miss	--	--	--	--	--	--	--
Ole Miss	--	--	--	--	--	--	--
@ Tennessee	--	--	--	--	--	--	--
@ Tennessee	--	--	--	--	--	--	--
@ Tennessee	--	--	--	--	--	--	--
Vanderbilt	--	--	--	--	--	--	--
Vanderbilt	--	--	--	--	--	--	--
Vanderbilt	--	--	--	--	--	--	--
@Texas A&M	--	--	--	--	--	--	--
@Texas A&M	--	--	--	--	--	--	--
@Texas A&M	--	--	--	--	--	--	--

RECORD PER STARTER

Pitcher (Total Starts)	Record
Blaine Knight (8)	7-1
Trevor Stephan (8)	5-3
Kevin Kopps (2)	1-0
Josh Alberius (7)	2-4
Evan Lee (1)	1-0
Dominic Taccolini (2)	2-0
Kacey Murphy (5)	5-0
Barrett Loseke (1)	1-0

QUALITY STARTS

Pitcher (Total Starts)	QS	Record
Blaine Knight (8)	5	4-1
Trevor Stephan (8)	4	3-1
Dominic Taccolini (2)	1	1-0

RUN SUPPORT

Pitcher (Total Starts)	Runs	Per Start
Blaine Knight (8)	53	6.6
Trevor Stephan (8)	52	6.5
Kevin Kopps (2)	27	13.5
Josh Alberius (7)	29	4.1
Evan Lee (1)	13	13.0
Dominic Taccolini (2)	15	7.5
Kacey Murphy (5)	45	9.0
Barrett Loseke (1)	11	11.0

Game-By-Game Batting Order

2017 RECORD: 26-8 • HOME: 19-3 • AWAY: 6-3 • NEUTRAL: 1-2 • SEC: 8-4

Date	Opposing team	1	2	3	4	5	6	7	8	9
Feb. 17, 2017	MIAMI (OHIO)	Cole	Biggers	Bonfield	Koch	Fletcher	Shaddy	Spanberger	Arledge	Wilson
Feb. 18, 2017	MIAMI (OHIO)	Arledge	Cole	Bonfield	Koch	Fletcher	Shaddy	McFarland	Spanberger	Biggers
Feb. 19, 2017	MIAMI (OHIO)	Cole	Biggers	Bonfield	Koch	Fletcher	Shaddy	Spanberger	Burch	Wilson
Feb. 24, 2017	BRYANT	Cole	Lee	Bonfield	Koch	Fletcher	Shaddy	Spanberger	Biggers	Wilson
Feb. 25, 2017	BRYANT	Cole	Arledge	Bonfield	Koch	Fletcher	Shaddy	McFarland	Biggers	Williams
Feb. 26, 2017	BRYANT	Arledge	Lee	Bonfield	Koch	Fletcher	Shaddy	Spanberger	Biggers	Wilson
Feb. 28, 2017	at Louisiana Tech	Arledge	Cole	Bonfield	Koch	Fletcher	Shaddy	Spanberger	Williams	Biggers
March 1, 2017	at Louisiana Tech	Cole	Arledge	Bonfield	Koch	Fletcher	Shaddy	Biggers	McFarland	Wilson
March 3, 2017	vs. No. 5 Arizona	Cole	Arledge	Bonfield	Koch	Fletcher	Shaddy	Biggers	McFarland	Wilson
March 4, 2017	vs. Nebraska	Arledge	Spanberger	Bonfield	Koch	Fletcher	Shaddy	Lee	McFarland	Biggers
March 5, 2017	vs. No. 14 Oklahoma State	Arledge	Cole	Bonfield	Koch	Fletcher	Shaddy	McFarland	Williams	Biggers
March 7, 2017	ULM	Cole	Spanberger	Bonfield	Koch	Lee	Shaddy	Gosser	Biggers	Wilson
March 8, 2017	ULM	Arledge	Spanberger	Bonfield	Koch	Fletcher	Shaddy	McFarland	Biggers	Williams
March 10, 2017	RHODE ISLAND-1	Arledge	Cole	Bonfield	Koch	Shaddy	Fletcher	McFarland	Williams	Biggers
March 10, 2017	RHODE ISLAND-2	Arledge	Spanberger	Bonfield	Koch	Fletcher	Shaddy	Gosser	Biggers	Wilson
March 12, 2017	RHODE ISLAND	Arledge	Spanberger	Bonfield	Koch	Fletcher	Shaddy	Lee	Biggers	Wilson
March 14, 2017	ALCORN STATE	Arledge	Cole	Bonfield	Koch	McFarland	Burch	Williams	Gosser	Wilson
March 15, 2017	ALCORN STATE	Arledge	Spanberger	Bonfield	Koch	Fletcher	McFarland	Burch	Williams	Biggers
March 17, 2017	MISSISSIPPI STATE	Arledge	Spanberger	Bonfield	Koch	Fletcher	Shaddy	Burch	Williams	Biggers
March 18, 2017	MISSISSIPPI STATE	Arledge	Spanberger	Bonfield	Koch	Fletcher	Shaddy	Burch	Cole	Biggers
March 19, 2017	MISSISSIPPI STATE	Arledge	Spanberger	Bonfield	Koch	Shaddy	Fletcher	McFarland	Cole	Biggers
March 22, 2017	NEW ORLEANS	Arledge	Spanberger	Bonfield	Koch	Shaddy	Cole	Gates	McFarland	Biggers
March 24, 2017	at No. 18 Missouri	Arledge	Spanberger	Bonfield	Koch	Fletcher	Shaddy	Cole	Gates	Biggers
March 25, 2017	at No. 18 Missouri	Arledge	Spanberger	Bonfield	Koch	Fletcher	Shaddy	Burch	Kenley	Biggers
March 26, 2017	at No. 18 Missouri	Arledge	Spanberger	Bonfield	Koch	Fletcher	Shaddy	Cole	McFarland	Biggers
March 31, 2017	at Alabama	Arledge	Spanberger	Bonfield	Koch	Fletcher	Shaddy	Cole	Gates	Biggers
April 1, 2017	at Alabama	Arledge	Spanberger	Bonfield	Koch	Fletcher	Shaddy	Williams	McFarland	Biggers
April 2, 2017	at Alabama	Arledge	Spanberger	Bonfield	Koch	Fletcher	Shaddy	Cole	Gates	Biggers
April 4, 2017	GRAND CANYON	Arledge	Spanberger	Bonfield	Koch	Gates	Shaddy	Cole	Lee	Biggers
April 5, 2017	GRAND CANYON	Spanberger	Bonfield	Koch	Fletcher	Shaddy	Gates	McFarland	Gosser	Kenley
April 7, 2017	NO. 13 LSU	Arledge	Spanberger	Bonfield	Koch	Fletcher	Shaddy	Gates	Cole	Biggers
April 8, 2017	NO. 13 LSU	Arledge	Spanberger	Bonfield	Koch	Fletcher	Shaddy	Gates	Cole	Biggers
April 9, 2017	NO. 13 LSU	Arledge	Spanberger	Bonfield	Koch	Fletcher	Shaddy	Gates	Cole	Biggers
April 11, 2017	at No. 28 Missouri State	Arledge	Spanberger	Bonfield	Koch	Shaddy	Gates	Williams	McFarland	Biggers

Defensive Starting Lineups

2017 RECORD: 26-8 • HOME: 19-3 • AWAY: 6-3 • NEUTRAL: 1-2 • SEC: 8-4

Date	Opposing team	C	1B	2B	3B	SS	LF	CF	RF	DH
Feb. 17, 2017	MIAMI (OHIO)	Koch	Spanberger	Shaddy	Wilson	Biggers	Bonfield	Fletcher	Arledge	Cole
Feb. 18, 2017	MIAMI (OHIO)	Koch	McFarland	Shaddy	Spanberger	Biggers	Arledge	Fletcher	Cole	Bonfield
Feb. 19, 2017	MIAMI (OHIO)	Koch	Spanberger	Shaddy	Wilson	Biggers	Bonfield	Fletcher	Cole	Burch
Feb. 24, 2017	BRYANT	Koch	Spanberger	Shaddy	Wilson	Biggers	Bonfield	Fletcher	Cole	Lee
Feb. 25, 2017	BRYANT	Koch	McFarland	Williams	Shaddy	Biggers	Arledge	Fletcher	Cole	Bonfield
Feb. 26, 2017	BRYANT	Koch	Spanberger	Shaddy	Wilson	Biggers	Bonfield	Fletcher	Arledge	Lee
Feb. 28, 2017	at Louisiana Tech	Koch	Spanberger	Williams	Shaddy	Biggers	Bonfield	Fletcher	Arledge	Cole
March 1, 2017	at Louisiana Tech	Koch	McFarland	Shaddy	Wilson	Biggers	Arledge	Fletcher	Cole	Bonfield
March 3, 2017	vs. No. 5 Arizona	Koch	McFarland	Shaddy	Wilson	Biggers	Arledge	Fletcher	Cole	Bonfield
March 4, 2017	vs. Nebraska	Koch	McFarland	Shaddy	Spanberger	Biggers	Bonfield	Fletcher	Arledge	Lee
March 5, 2017	vs. No. 14 Oklahoma State	Koch	McFarland	Williams	Shaddy	Biggers	Arledge	Fletcher	Cole	Bonfield
March 7, 2017	ULM	Gosser	Spanberger	Shaddy	Wilson	Biggers	Bonfield	Cole	Lee	Koch
March 8, 2017	ULM	Koch	McFarland	Williams	Spanberger	Biggers	Bonfield	Fletcher	Arledge	Shaddy
March 10, 2017	RHODE ISLAND-1	Koch	McFarland	Williams	Shaddy	Biggers	Bonfield	Fletcher	Arledge	Cole
March 10, 2017	RHODE ISLAND-2	Gosser	Spanberger	Shaddy	Wilson	Biggers	Bonfield	Fletcher	Arledge	Koch
March 12, 2017	RHODE ISLAND	Koch	Spanberger	Shaddy	Wilson	Biggers	Bonfield	Fletcher	Arledge	Lee
March 14, 2017	ALCORN STATE	Gosser	McFarland	Williams	Burch	Wilson	Bonfield	Arledge	Cole	Koch
March 15, 2017	ALCORN STATE	Koch	McFarland	Williams	Spanberger	Biggers	Bonfield	Fletcher	Arledge	Burch
March 17, 2017	MISSISSIPPI STATE	Koch	Spanberger	Williams	Shaddy	Biggers	Bonfield	Fletcher	Arledge	Burch
March 18, 2017	MISSISSIPPI STATE	Koch	Spanberger	Shaddy	Burch	Biggers	Bonfield	Fletcher	Arledge	Cole
March 19, 2017	MISSISSIPPI STATE	Koch	McFarland	Shaddy	Spanberger	Biggers	Bonfield	Fletcher	Arledge	Cole
March 22, 2017	NEW ORLEANS	Koch	Spanberger	Shaddy	Gates	Biggers	Bonfield	Arledge	Cole	McFarland
March 24, 2017	at No. 18 Missouri	Koch	Spanberger	Shaddy	Gates	Biggers	Bonfield	Fletcher	Arledge	Cole
March 25, 2017	at No. 18 Missouri	Koch	Spanberger	Shaddy	Kenley	Biggers	Bonfield	Fletcher	Arledge	Burch
March 26, 2017	at No. 18 Missouri	Koch	McFarland	Shaddy	Spanberger	Biggers	Bonfield	Fletcher	Cole	Arledge
March 31, 2017	at Alabama	Koch	Spanberger	Shaddy	Gates	Biggers	Bonfield	Fletcher	Arledge	Cole
April 1, 2017	at Alabama	Koch	McFarland	Shaddy	Spanberger	Biggers	Bonfield	Fletcher	Arledge	Williams
April 2, 2017	at Alabama	Koch	Spanberger	Shaddy	Gates	Biggers	Arledge	Fletcher	Cole	Bonfield
April 4, 2017	GRAND CANYON	Koch	Spanberger	Shaddy	Gates	Biggers	Bonfield	Arledge	Cole	Lee
April 5, 2017	GRAND CANYON	Gosser	McFarland	Shaddy	Gates	Kenley	Bonfield	Fletcher	Spanberger	Koch
April 7, 2017	NO. 13 LSU	Koch	Spanberger	Shaddy	Gates	Biggers	Bonfield	Fletcher	Arledge	Cole
April 8, 2017	NO. 13 LSU	Koch	Spanberger	Shaddy	Gates	Biggers	Bonfield	Fletcher	Arledge	Cole
April 9, 2017	NO. 13 LSU	Koch	Spanberger	Shaddy	Gates	Biggers	Arledge	Fletcher	Cole	Bonfield
April 11, 2017	at No. 28 Missouri State	Koch	McFarland	Shaddy	Gates	Biggers	Bonfield	Arledge	Spanberger	Williams

THE LAST TIME AN ARKANSAS PLAYER...

4 Hits in a game..... Chad Spanberger at Alabama, April 2, 2017
 5 Hits in a game..... Andy Wilkins at No. 9 Oklahoma (Norman Regional), May 31, 2009
 6 Hits in a game..... Jeremy Jackson vs. Northeastern (Okla.), April 16, 1997

2 Hits in an inning..... Tyler Spoon and Brian Anderson, at No. 6 South Carolina, March 22, 2013

2 Doubles in a game..... Grant Koch vs. Alcorn State, March 15, 2017
 3 Doubles in a game..... Carson Shaddy vs. Nebraska, March 4, 2017
 4 Doubles in a game..... Rodney Nye vs. La. Tech, March 31, 1998
 2 Triples in a game..... Bobby Wernes vs. North Dakota, Feb. 14, 2015

Led off a game with a HR..... Tim Carver vs. Oral Roberts, April 24, 2012
 2 Home runs in a game..... Michael Bernal vs. Auburn, March 26, 2016
 3 Home runs in a game..... Brett Eibner vs. Grambling State, June 4, 2010
 Grand Slam..... Grant Koch vs. Nebraska, March 4, 2017
 HR in consecutive AB..... Michael Bernal vs. Auburn, March 26, 2016
 HR in 4 straight games..... Aaron Murphree vs. OSU, So. Dakota St. & Siena, March 2-8, 2008
 HR in 5 straight games..... Aaron Murphree vs. OSU, So. Dakota St. & Siena, March 2-8, 2008
 HR in 6 straight games..... Aaron Murphree vs. OSU, So. Dakota St. & Siena, March 2-9, 2008
 Pinch-hit home run..... Chad Spanberger vs. Eastern Illinois, March 5, 2016
 Inside the park home run..... Eric Cole vs. Miami (Ohio), February 19, 2017
 Back-to-Back Home Runs..... Chad Spanberger and Luke Bonfield vs. Alcorn State, March 15, 2017

4 Runs in a game..... Luke Bonfield vs. Nebraska, March 4, 2017
 5 Runs in a game..... Andrew Benintendi vs. Mississippi Valley State, April 8, 2015
 6 Runs in a game..... Jeremy Jackson vs. Northeastern (Okla.), April 16, 1997

4 RBI in a game..... Grant Koch vs. Nebraska, March 4, 2017
 5 RBI in a game..... Chad Spanberger vs. No. 13 LSU, March 8, 2017
 6 RBI in a game..... Carson Shaddy vs. Grambling State, March 15, 2016
 7 RBI in a game..... Brett Eibner vs. Grambling State (Fayetteville Regional), June 4, 2010
 8 RBI in a game..... Rodney Nye vs. ORU, April 14, 1999
 9 RBI in a game..... Ryan Lundquist vs. Central Missouri St., March 4, 1997

2 Stolen bases in a game..... Carson Shaddy at #14 Ole Miss, April 8, 2016
 3 Stolen bases in a game..... Andrew Benintendi vs. Stephen F. Austin, April 15, 2015
 4 Stolen bases in a game..... Logan Forsythe vs. Ole Miss, May 19, 2007
 Stole home..... Bobby Wernes vs. Ole Miss, March 28, 2015

2 Errors in a game..... Carson Shaddy vs. Rhode Island, March 10, 2017
 3 Errors in a game..... Bobby Wernes, at LSU, April 12, 2014
 4 Errors in a game..... Chris Shaddy vs. TCU, April 27, 1980

9-Inning no-hitter..... Scott Roehl vs. Kansas St., March 20, 2001
 9-Inning combined no-hitter..... Nick Schmidt (6.0), Brian McLelland (1.0) & Devin Collis (2.0)
 vs. Oklahoma State, February 12, 2006
 1-Hitter..... Brett Eibner (9.0) at No. 1 Georgia, April 19, 2009
 1-Hitter combined..... Colin Poché (5.0 IP, 1H), Cade Lynch (2.0 IP, 0 H), vs. New Orleans, February 19, 2013
 2-Hitter..... Keaton McKinney at Alabama, May 2, 2015
 2-Hitter combined..... Loseke (4.0 IP, 1 H), Murphy (1.2 IP, 0 H), Alberius (1.2 IP, 0 H), Harris (0.2 IP, 0 H), Willey (0.2 IP, 1 H), Rodriguez (0.1 IP, 0 H) vs. Western Illinois, March 13, 2016
 3-Hitter..... Ryne Stanek (9.0 IP), at No. 6 South Carolina, March 23, 2013
 3-Hitter combined..... Blaine Knight (8.0 IP) and Dominic Taccolini (1.0 IP), at Alabama, March 31, 2017
 Complete game..... Dominic Taccolini at #12 Kentucky, April 22, 2016
 Complete-game shutout..... Dominic Taccolini at #12 Kentucky, April 22, 2016
 10-inning or more start..... Dominic Taccolini at #12 Kentucky (10 innings), April 22, 2016
 Had 10 strikeouts..... Kacey Murphy vs. Grand Canyon, April 5, 2017
 Had 11 strikeouts..... Blaine Knight vs. Mississippi State, March 17, 2017
 Had 12 strikeouts..... Drew Smyly vs. No. 9 Oklahoma (Norman Regional), May 31, 2009
 Had 13 strikeouts..... Trevor Stephan vs. Rhode Island, March 10, 2017
 Had 14 strikeouts..... David Walling vs. South Carolina, May 16, 1999
 Had 15 strikeouts..... Nick Schmidt vs. Auburn, May 18, 2006
 Had 16 strikeouts..... David Walling vs. Eastern Illinois, Feb. 20, 1998
 Had 17 strikeouts..... Jess Todd vs. South Carolina (SEC Tournament), May 24, 2007

THE LAST TIME AN ARKANSAS TEAM...

Scored 10 runs..... vs. Gonzaga, March 9, 2016
 Scored 11 runs..... vs. Grand Canyon, April 5, 2017
 Scored 12 runs..... at No. 28 Missouri State, April 11, 2017
 Scored 13 runs..... at Louisiana Tech, March 1, 2017
 Scored 14 runs..... vs. Auburn, March 26, 2016
 Scored 15 runs..... vs. Nebraska, March 4, 2017
 Scored 16 runs..... vs. Bryant, Feb. 26, 2017
 Scored 17 runs..... vs. Villanova, February 19, 2012
 Scored 18 runs..... vs. Missouri State, June 5, 2015
 Scored 19 runs..... vs. Grambling State (Fayetteville Regional), June 4, 2010
 Scored 20 runs..... vs. Mississippi Valley State, Feb. 24, 2016
 Scored 21 runs..... vs. Mississippi Valley State, Feb. 23, 2016
 Scored 22 runs..... vs. Louisiana Tech, Feb. 14, 2004
 Scored 23 runs..... Never
 Scored 24 runs..... Missouri Southern, Feb. 11, 1998
 Scored 25 runs..... Missouri Southern, Feb. 4, 2001
 Scored 26 runs..... vs. Iowa (in Arlington, Texas), Feb. 14, 1997
 Scored 27 runs..... Never
 Scored 28 runs..... vs. Wisconsin-Milwaukee (2), Feb. 18, 2007
 Scored 29 runs..... Morningside, April 6, 1968
 Scored 30 runs..... at South Carolina, March 30, 1997
 Scored 31-32 runs..... 32 vs. Saint Louis, April 7, 2010
 Scored 33 + runs..... 33 vs. Southwest Baptist, March 21, 1984

Had 14 hits..... at No. 18 Missouri, March 24, 2017
 Had 15 hits..... vs. Nebraska, March 4, 2017
 Had 16 hits..... vs. ULM, March 7, 2017
 Had 17 hits..... at Alabama, March 31, 2017
 Had 18 hits..... at No. 28 Missouri State, April 11, 2017
 Had 19 hits..... vs. Mississippi Valley State, Feb. 23, 2016
 Had 20 hits..... at Mississippi State, April 11, 2010
 Had 21 hits..... Kentucky, April 28, 2001
 Had 22 hits..... vs. Wisconsin-Milwaukee (2), Feb. 18, 2007
 Had 23 hits..... Centenary, March 31, 1999
 Had 24 hits..... Georgia, March 17, 2001
 Had 25 hits..... at Centenary, March 23, 2005
 Had 26-29 hits..... 28 at South Carolina, March 30, 1997
 Had 30 hits..... vs. Saint Louis, April 7, 2010
 Had 31+ hits..... 32 vs. Southwest Baptist, March 21, 1984

Hit four home runs in a game..... C. Spanberger, L. Bonfield, J. McFarland, D. Fletcher vs. Alcorn State, March 15, 2017

4 Errors in a game..... at No. 13 LSU, May 7, 2016
 5 Errors in a game..... vs. #2 Florida, April 14, 2016
 6 Errors in a game..... vs. Eastern Illinois, March 5, 2016
 7 Errors in a game..... vs. La. Tech, March 20, 2001

Was Shutout..... vs. LSU, April 9, 2017
 Was Shutout Back-to-Back..... vs. LSU, April 23-24, 2005 (7-0, 6-0)
 Held to 1 hit..... vs. Missouri State, May 17, 2016
 Held to 2 hits..... at #3 Virginia, May 31, 2014
 Held to 3 hits..... vs. Florida, May 21, 2015 (0-10)

Swept an SEC Home Series (three games)..... vs. Mississippi State, March 17-19, 2017
 Swept an SEC Road Series (three games)..... at Alabama, April 30-May 2, 2015

Was Swept in SEC Home Series..... vs. Alabama, May 13-15, 2016
 Was Swept in SEC Road Series..... at No. 13 LSU, May 6-8, 2016

Swept a Non-conference Home Series..... vs. Grand Canyon, April 4-5, 2017
 Swept a Non-conference Road Series..... at McNeese State, March 23-24, 2010
 Was Swept in a Non-conference Home Series..... Gonzaga, March 10-11, 2015
 Was Swept in a Non-conference Road Series..... at Nebraska, April 16, 2013
 Won a Non-conference Home Series..... vs. Alcorn State, March 14-15
 Lost a Non-conference Home Series..... vs. South Alabama, February 28-March 1, 2014
 Lost a Non-conference Road Series..... at Nebraska, April 16, 2013

Back-to-Back Shutouts..... UK (1-0) April 22 and UK (2-0) April 22-23, 2016
 Most Consecutive Shutouts..... 4 vs. Wisconsin (March 15-16, 1980)
 Shut out an opponent at home..... vs. Miami (Ohio) (7-0), February 17, 2017
 Shut out an opponent on the road..... at #12 Kentucky (2-0), April 23, 2016
 Shut out an SEC opponent at home..... vs. South Carolina (7-0), April 5, 2014
 Shut out an SEC opponent on the road..... at #12 Kentucky (2-0), April 23, 2016

Game-By-Game Hitting

2017 RECORD: 26-8 • HOME: 19-3 • AWAY: 6-3 • NEUTRAL: 1-2 • SEC: 8-4

Date	Opponent	AB	R	H	RBI	2B	3B	HR	BB	IBB	SB	CS	HBP	SAC	SF	GDP	K	PO	A	LOB	Avg
Feb 17, 2017	MIAMI (OHIO)	32	7	8	7	0	0	1	5	0	1	0	3	0	0	0	8	27	9	9	.250
Feb 18, 2017	MIAMI (OHIO)	34	5	10	5	1	0	0	3	0	0	1	0	1	0	0	3	27	6	9	.273
Feb 19, 2017	MIAMI (OHIO)	38	11	13	11	3	0	3	6	0	0	0	0	0	0	0	6	27	7	9	.298
Feb 24, 2017	BRYANT	32	11	7	10	1	1	1	6	0	1	0	4	0	1	0	9	27	7	8	.279
Feb 25, 2017	BRYANT	34	13	10	10	4	0	2	9	0	2	0	2	0	0	3	6	27	8	8	.282
Feb 26, 2017	BRYANT	40	16	14	11	0	0	1	6	0	0	0	2	0	1	0	3	27	14	9	.295
Feb 28, 2017	at Louisiana Tech	31	3	5	3	2	0	1	3	0	0	0	1	1	0	1	7	24	6	6	.278
Mar 1, 2017	at Louisiana Tech	41	13	15	12	4	0	5	0	0	0	1	0	0	0	0	9	27	5	0	.291
Mar 03, 2017	vs Arizona	32	0	3	0	0	0	0	2	0	0	0	0	0	0	1	9	24	10	7	.271
Mar 04, 2017	vs Nebraska	38	15	15	15	3	1	1	7	0	0	0	4	0	0	1	6	27	5	10	.284
Mar 05, 2017	vs Oklahoma State	30	3	5	3	2	0	0	5	0	0	1	0	0	1	1	8	27	11	6	.275
Mar 07, 2017	ULM	36	12	16	10	3	0	2	3	0	0	1	1	1	1	1	5	27	8	6	.289
Mar 08, 2017	ULM	38	11	14	10	2	0	1	3	0	2	1	1	0	0	0	8	27	11	7	.296
Mar 10, 2017	RHODE ISLAND	27	5	5	4	0	0	2	9	0	1	0	0	2	0	0	12	27	14	10	.290
Mar 10, 2017	RHODE ISLAND	32	3	8	3	1	0	1	4	0	1	0	1	1	1	0	6	27	6	10	.287
Mar 12, 2017	RHODE ISLAND	30	0	3	0	0	0	0	4	0	0	0	1	0	0	0	4	27	16	8	.277
Mar 14, 2017	ALCORN STATE	31	3	9	3	1	0	0	4	0	3	0	0	0	2	1	6	27	20	9	.278
Mar 15, 2017	ALCORN STATE	35	11	14	11	3	0	4	7	0	0	1	0	0	1	0	4	27	9	8	.285
Mar 17, 2017	MISSISSIPPI STATE	28	3	4	3	0	0	2	1	0	0	0	1	0	0	0	13	27	7	3	.279
Mar 18, 2017	MISSISSIPPI STATE	28	5	7	5	2	0	2	5	0	0	1	0	1	0	1	4	27	9	5	.277
Mar 19, 2017	MISSISSIPPI STATE	30	6	11	5	0	0	1	3	0	0	0	2	2	1	1	3	27	13	8	.281
Mar 22, 2017	NEW ORLEANS	31	5	8	4	2	0	2	5	0	0	1	1	0	0	0	6	27	11	8	.280
Mar 24, 2017	at Missouri	39	9	14	7	1	1	0	3	0	3	0	1	1	0	0	12	27	6	8	.284
Mar 25, 2017	at Missouri	33	2	8	2	1	0	1	3	0	0	1	1	0	0	0	7	24	4	8	.282
Mar 26, 2017	at Missouri	41	9	12	8	1	0	3	0	0	0	0	0	0	0	0	9	27	10	6	.283
Mar 31, 2017	at Alabama	41	7	17	6	1	0	1	3	0	0	0	2	1	0	2	7	27	7	14	.289
Apr 1, 2017	at Alabama	33	1	6	1	0	0	0	1	0	0	0	1	0	0	0	6	24	5	7	.285
Apr 2, 2017	at Alabama	37	8	13	7	2	0	0	4	1	0	1	0	2	1	1	6	27	13	9	.288
Apr 04, 2017	GRAND CANYON	34	11	13	11	1	1	2	8	0	0	0	3	0	2	2	6	27	15	12	.291
Apr 05, 2017	GRAND CANYON	34	6	9	6	2	0	1	1	0	0	0	1	0	1	0	8	27	3	7	.290
Apr 07, 2017	LSU	38	9	12	9	2	0	3	8	0	0	0	0	0	0	0	12	27	7	13	.291
Apr 08, 2017	LSU	36	8	12	8	1	0	2	10	1	1	1	0	0	1	1	6	27	12	13	.293
Apr 09, 2017	LSU	28	0	4	0	0	0	0	2	0	1	0	2	0	0	2	4	27	11	5	.289
Apr 11, 2017	at Missouri State	44	12	18	11	2	2	0	5	0	0	0	1	2	0	1	12	27	6	13	.293
Totals		1166	243	342	221	48	6	45	151	2	16	11	36	15	14	20	240	906	311	282	.293

Game-By-Game Pitching

2017 RECORD: 26-8 • HOME: 19-3 • AWAY: 6-3 • NEUTRAL: 1-2 • SEC: 8-4

Date	Opponent	IP	H	R	ER	BB	SO	2B	3B	HR	WP	BK	HBP	DP	IBB	Score	W	L	SV	ERA
Feb 17, 2017	MIAMI (OHIO)	9.0	6	0	0	0	12	0	0	0	0	0	0	0	0	7-0	1	0	0	0.00
Feb 18, 2017	MIAMI (OHIO)	9.0	4	1	1	1	11	0	0	1	0	0	0	0	0	5-1	2	0	0	0.50
Feb 19, 2017	MIAMI (OHIO)	9.0	4	1	1	5	13	1	0	0	0	0	0	1	0	11-1	3	0	0	0.67
Feb 24, 2017	BRYANT	9.0	10	8	6	6	11	2	0	2	1	0	2	1	0	11-8	4	0	1	2.00
Feb 25, 2017	BRYANT	9.0	10	7	7	5	12	3	0	0	3	0	1	0	0	13-7	5	0	1	3.00
Feb 26, 2017	BRYANT	9.0	10	6	6	5	7	0	0	2	0	0	1	0	0	16-6	6	0	1	3.50
Feb 28, 2017	at Louisiana Tech	8.0	6	4	1	2	9	4	0	0	0	0	1	0	0	3-4	6	1	1	3.19
Mar 01, 2017	at Louisiana Tech	9.0	11	10	10	3	9	3	1	2	2	0	4	0	0	13-10	7	1	1	4.06
Mar 03, 2017	vs Arizona	8.0	7	3	2	1	10	2	0	0	0	0	0	0	0	0-3	7	2	1	3.87
Mar 04, 2017	vs Nebraska	9.0	5	5	4	9	13	1	0	0	2	0	1	1	0	15-5	8	2	1	3.89
Mar 05, 2017	vs Oklahoma State	9.0	10	8	6	6	6	1	1	0	2	0	0	0	0	3-8	8	3	1	4.08
Mar 07, 2017	ULM	9.0	10	3	3	2	13	0	0	1	1	0	2	1	0	12-3	9	3	1	3.99
Mar 08, 2017	ULM	9.0	3	2	2	3	14	1	0	0	0	0	1	0	0	11-2	10	3	1	3.83
Mar 10, 2017	RHODE ISLAND	9.0	9	2	2	0	7	2	0	0	0	0	0	1	0	5-2	11	3	1	3.70
Mar 10, 2017	RHODE ISLAND	9.0	3	2	0	0	15	0	0	0	0	0	0	0	0	3-2	12	3	1	3.45
Mar 12, 2017	RHODE ISLAND	9.0	8	3	3	3	8	1	0	1	0	0	0	1	0	0-3	12	4	1	3.42
Mar 14, 2017	ALCORN STATE	9.0	11	2	2	1	7	1	1	0	1	0	1	1	0	3-2	13	4	1	3.34
Mar 15, 2017	ALCORN STATE	9.0	9	3	3	3	13	1	0	1	0	0	0	1	0	11-3	14	4	1	3.32
Mar 17, 2017	MISSISSIPPI STATE	9.0	4	1	1	0	14	1	0	1	0	1	1	0	0	3-1	15	4	2	3.20
Mar 18, 2017	MISSISSIPPI STATE	9.0	7	4	2	2	13	0	0	0	0	0	1	0	0	5-4	16	4	3	3.13
Mar 19, 2017	MISSISSIPPI STATE	9.0	6	1	1	2	8	0	0	1	0	0	0	1	0	6-1	17	4	4	3.03
Mar 22, 2017	NEW ORLEANS	9.0	5	2	2	7	10	1	0	0	1	0	0	2	0	5-2	18	4	5	2.98
Mar 24, 2017	at Missouri	9.0	7	2	2	2	11	1	0	1	1	0	0	0	0	9-2	19	4	6	2.94
Mar 25, 2017	at Missouri	8.0	11	7	7	2	14	2	0	3	1	0	0	0	0	2-7	19	5	6	3.13
Mar 26, 2017	at Missouri	9.0	11	8	8	9	8	2	0	0	2	0	0	2	0	9-8	20	5	6	3.32
Mar 31, 2017	at Alabama	9.0	3	1	1	0	7	2	0	0	1	0	1	0	0	7-1	21	5	6	3.23
Apr 1, 2017	at Alabama	8.0	10	7	7	2	10	2	0	0	1	0	2	1	0	1-7	21	6	6	3.39
Apr 2, 2017	at Alabama	9.0	9	5	5	4	6	1	0	1	1	0	1	0	0	8-5	22	6	6	3.45
Apr 04, 2017	GRAND CANYON	9.0	5	2	2	2	8	1	0	0	1	0	1	1	0	11-2	23	6	6	3.40
Apr 05, 2017	GRAND CANYON	9.0	11	1	1	2	18	0	0	1	0	0	0	1	0	6-1	24	6	6	3.32
Apr 07, 2017	LSU	9.0	9	3	3	5	8	0	0	0	2	0	0	1	0	9-3	25	6	6	3.31
Apr 08, 2017	LSU	9.0	9	10	7	2	9	2	0	2	3	0	4	2	0	8-10	25	7	6	3.42
Apr 09, 2017	LSU	9.0	6	2	2	2	7	1	0	0	0	0	1	2	0	0-2	25	8	6	3.38
Apr 11, 2017	at Missouri State	9.0	9	4	4	3	11	3	0	1	2	0	2	1	0	12-4	26	8	6	3.40
Totals		302.0	258	130	114	101	352	42	3	21	28	1	28	22	0	243-130	26	8	6	3.40

TEAM GAME HIGHS

Batting

At bats:	44	at Missouri State (Apr 11, 2017)
Runs scored:	16	vs Bryant (Feb 26, 2017)
Hits:	18	at Missouri State (Apr 11, 2017)
RBI's:	15	vs Nebraska (Mar 04, 2017 at Frisco, Texas)
Doubles:	4	vs Bryant (Feb 25, 2017)
	4	at Louisiana Tech (Mar 01, 2017)
Triples:	2	at Missouri State (Apr 11, 2017)
Home runs:	5	at Louisiana Tech (Mar 01, 2017)
Total bases:	34	at Louisiana Tech (Mar 01, 2017)
Walks:	10	vs LSU (Apr 08, 2017)
Strikeouts:	13	vs Mississippi State (Mar 17, 2017)
Sac hits:	2	(4 games)
Sac flies:	2	vs Alcorn State (Mar 14, 2017)
	2	vs Grand Canyon (Apr 04, 2017)
Stolen bases:	3	vs Alcorn State (Mar 14, 2017)
	3	at Missouri (Mar 24, 2017)
Hit by pitch:	4	vs Bryant (Feb 24, 2017)
	4	vs Nebraska (Mar 04, 2017 at Frisco, Texas)
Caught stealing:	1	(11 games)
Runners LOB:	14	at Alabama (Mar 31, 2017)
Hit into DP:	3	vs Bryant (Feb 25, 2017)
	3	vs LSU (Apr 09, 2017)

Fielding

Putouts:	27	(30 games)
Assists:	20	vs Alcorn State (Mar 14, 2017)
Errors:	3	vs Rhode Island (Mar 10, 2017)
Passed balls:	1	vs Oklahoma State (Mar 05, 2017 at Frisco, Texas)
DPs turned:	2	(4 games)

Pitching

Innings pitched:	9.0	(30 games)
Runs allowed:	10	at Louisiana Tech (Mar 01, 2017)
	10	vs LSU (Apr 08, 2017)
Earned runs:	10	at Louisiana Tech (Mar 01, 2017)
Walks allowed:	9	vs Nebraska (Mar 04, 2017 at Frisco, Texas)
	9	at Missouri (Mar 26, 2017)
Strikeouts:	18	vs Grand Canyon (Apr 05, 2017)
Hits allowed:	11	(5 games)
Doubles allowed:	4	at Louisiana Tech (Feb 28, 2017)
Triples allowed:	1	at Louisiana Tech (Mar 01, 2017)
	1	vs Oklahoma State (Mar 05, 2017 at Frisco, Texas)
	1	vs Alcorn State (Mar 14, 2017)
Homers allowed:	3	at Missouri (Mar 25, 2017)
Wild pitches:	3	vs Bryant (Feb 25, 2017)
	3	vs LSU (Apr 08, 2017)
Hit batters:	4	at Louisiana Tech (Mar 01, 2017)
	4	vs LSU (Apr 08, 2017)

INDIVIDUAL GAME HIGHS

Batting

At bats:	6	(9 games)
Runs scored:	4	Luke Bonfield vs Nebraska (Mar 04, 2017 at Frisco, Texas)
Hits:	4	Grant Koch vs Bryant (Feb 26, 2017)
	4	Jax Biggers at Louisiana Tech (Mar 01, 2017)
	4	Chad Spanberger at Alabama (Apr 2, 2017)
RBI's:	5	Jaxon Williams vs Bryant (Feb 26, 2017)
	5	Carson Shaddy vs Nebraska (Mar 04, 2017 at Frisco, Texas)
	5	Chad Spanberger vs LSU (Apr 08, 2017)
Doubles:	3	Carson Shaddy vs Nebraska (Mar 04, 2017 at Frisco, Texas)
Triples:	1	(6 games)
Home runs:	1	(45 games)
Total bases:	8	Grant Koch at Louisiana Tech (Mar 01, 2017)
Walks:	3	(4 games)
Strikeouts:	4	Jaxon Williams at Missouri State (Apr 11, 2017)
Sac hits:	2	Eric Cole vs Mississippi State (Mar 19, 2017)
	2	Jax Biggers at Missouri State (Apr 11, 2017)
Sac flies:	2	Luke Bonfield vs Grand Canyon (Apr 04, 2017)
Stolen bases:	1	(16 games)
Hit by pitch:	2	Carson Shaddy vs Bryant (Feb 25, 2017)
Caught stealing:	1	(11 games)
Runners LOB:	7	Dominic Fletcher vs Miami (Ohio) (Feb 19, 2017)

Fielding

Putouts:	18	Alex Gosser vs Grand Canyon (Apr 05, 2017)
Assists:	6	Jaxon Williams vs Alcorn State (Mar 14, 2017)
	6	Carson Shaddy at Missouri (Mar 26, 2017)
Errors:	2	Jaxon Williams vs Oklahoma State (Mar 05, 2017 at Frisco, Texas)
	2	Carson Shaddy vs Rhode Island (Mar 10, 2017)
Passed balls:	1	Grant Koch vs Oklahoma State (Mar 05, 2017 at Frisco, Texas)

Pitching

Innings pitched:	8.1	Trevor Stephan vs Rhode Island (Mar 10, 2017)
Runs allowed:	7	Dominic Taccolini at Louisiana Tech (Mar 01, 2017)
Earned runs:	7	Dominic Taccolini at Louisiana Tech (Mar 01, 2017)
Walks allowed:	4	Trevor Stephan vs Bryant (Feb 25, 2017)
	4	Kacey Murphy vs New Orleans (Mar 22, 2017)
Strikeouts:	13	Trevor Stephan vs Rhode Island (Mar 10, 2017)
Hits allowed:	7	Dominic Taccolini vs ULM (Mar 07, 2017)
	7	Josh Alberius vs Rhode Island (Mar 12, 2017)
	7	Trevor Stephan vs Mississippi State (Mar 18, 2017)
Doubles allowed:	2	(8 games)
Triples allowed:	1	Cody Scroggins at Louisiana Tech (Mar 01, 2017)
	1	Cannon Chadwick vs Oklahoma State (Mar 05, 2017 at Frisco, Texas)
	1	Jake Reindl vs Alcorn State (Mar 14, 2017)
Homers allowed:	2	Evan Lee at Louisiana Tech (Mar 01, 2017)
	2	Trevor Stephan at Missouri (Mar 25, 2017)
Wild pitches:	2	Cannon Chadwick at Missouri (Mar 26, 2017)
	2	Dominic Taccolini vs LSU (Apr 07, 2017)
Hit batters:	2	(4 games)

#10 JOSH ALBERIUS • R-SR • RHP • 5-11 • 180

CAREER HIGHS

Category	High	Opponent (Last)	Date
Innings	5.1	at Louisiana Tech	2/28/17
Longest Start	5.1	at Louisiana Tech	2/28/17
Shortest Start	2.0	vs. #14 Oklahoma St.	3/5/17
Longest Relief	4.0	2x (Missouri)	4/1/16
Hits	7	Rhode Island	3/12/17
Runs	5	vs. #14 Oklahoma St.	3/5/17
Earned Runs	4	2x (vs. #14 Oklahoma St.	3/5/17
Walks	2	6x (at #18 Missouri)	3/26/17
Strikeouts	7	at Louisiana Tech	2/28/17

CAREER VS. 2017 OPPONENTS

Team	ERA	W-L	G-GS	IP	H	R	ER	BB-K
Oklahoma St.	0.00	0-0	1-0	3.0	2	0	0	1-2
ULM	0.00	1-0	1-0	2.0	0	0	0	0-4
Miss. St.	2.81	0-0	2-0	3.2	5	2	1	1-4
Missouri	0.00	0-0	2-0	4.2	3	1	0	1-3
Grambling St.	0.00	1-0	1-0	2.0	0	0	0	0-4
Alabama	4.50	0-0	2-0	2.0	2	1	1	2-2
LSU	0.00	0-1	2-0	2.1	3	1	0	0-0
Missouri St.	67.50	0-0	2-0	0.2	5	5	5	1-1
Georgia	0.00	0-0	1-0	2.0	0	0	0	0-1
Memphis	0.00	0-0	2-0	5.0	4	0	0	0-3
Auburn	2.81	1-0	2-0	3.2	2	1	1	2-5
Ole Miss	0.00	0-0	4-0	2.2	2	0	0	3-2
Vanderbilt	6.75	0-1	1-0	1.1	2	1	1	0-2
Texas A&M	0.00	0-0	2-0	1.2	2	1	0	0-0

ALBERIUS' CAREER APPEARANCES

Josh Alberius 2017 Game-By-Game (R-Senior)

(11 Appearances, 7 Starts)							
Date	Opponent	IP	H	R-ER	BB	K	Result
2/19/17	Miami (Ohio)	3.2	2	0-0	1	5	W, 11-1
2/24/17	Bryant	1.0	0	0-0	0	1	W, 11-8
2/26/17	Bryant	1.0	0	0-0	0	1	W, 16-6
2/28/17	at Louisiana Tech*	5.1	2	3-1	2	7	L, 4-3
3/5/17	vs. #14 Oklahoma St.*	2.0	5	5-4	2	2	L, 8-3
3/12/17	Rhode Island*	5.0	7	3-3	0	3	L, 3-0
3/19/17	Mississippi St.*	4.2	5	0-0	1	3	W, 6-1
3/26/17	at #18 Missouri*	3.0	4	1-1	2	1	W, 9-8
4/2/17	at Alabama*	3.0	5	3-3	0	2	W, 8-5
4/5/17	Grand Canyon	1.0	1	0-0	0	2	W, 6-1
4/9/17	#13 LSU*	3.1	4	1-1	2	2	L, 2-0
TOTALS	11 G, 7 GS	33.0	35	16-13	10	29	2-4

Josh Alberius 2016 Game-By-Game (R-Junior)

(25 Appearances, 0 Starts)							
Date	Opponent	IP	H	R-ER	BB	K	Result
2/24/16	Miss. Valley State	2.0	2	0-0	0	3	ND
2/27/16	vs. #9 Houston	0.2	0	0-0	1	1	ND
3/4/16	Eastern Illinois	1.1	2	0-0	0	2	ND
3/9/16	Gonzaga	0.2	4	2-2	0	1	ND
3/13/16	Western Illinois	1.2	0	0-0	1	3	ND
3/16/16	Grambling St.	2.0	0	0-0	0	4	W, 1-0
3/18/16	at #12 South Carolina	0.1	0	0-0	0	1	ND
3/25/16	Auburn	2.2	0	0-0	1	5	W, 2-0
3/29/16	at #16 Oklahoma St.	3.0	2	0-0	1	2	ND
4/1/16	Missouri	4.0	2	0-0	1	3	ND
4/3/16	Missouri	0.2	1	1-0	0	0	ND
4/6/16	at Memphis	1.0	1	0-0	0	0	ND
4/9/16	at #14 Ole Miss	1.0	0	0-0	1	2	ND
4/10/16	at #14 Ole Miss	0.0	1	0-0	0	0	ND
4/12/16	ULM	2.0	0	0-0	0	4	ND
4/14/16	#2 Florida	1.0	4	3-3	0	1	W, 3-0
4/19/16	#25 Creighton	0.2	2	2-2	1	0	ND

4/23/16	at #12 Kentucky-2	0.2	2	0-0	0	1	ND
4/30/16	#2 Texas A&M-1	1.0	0	0-0	0	0	ND
4/30/16	#2 Texas A&M-2	0.2	2	1-0	0	0	ND
5/3/16	at Missouri St.	0.0	4	4-4	0	0	L, 3-1
5/7/16	at #13 LSU	0.1	2	1-0	0	0	ND
5/14/16	Alabama	1.1	2	1-1	2	2	ND
5/17/16	Missouri St.	0.2	1	1-1	1	1	ND
5/20/16	at #4 Mississippi St.	3.0	4	2-1	1	4	ND
TOTALS	25 G, 0 GS	32.1	38	18-14	11	40	3-1

Josh Alberius 2015 Game-By-Game (R-Sophomore)

(22 Appearances, 0 Starts)							
Date	Opponent	IP	H	R-ER	BB	K	Result
2/14/15	North Dakota-2	0.2	0	0-0	1	1	ND
2/22/15	vs. #13 Maryland	1.0	1	1-1	0	1	ND
3/2/15	Eastern Illinois-2	3.0	0	0-0	0	2	W, 1-0
3/8/15	Loyola Marymount	1.0	0	0-0	0	1	ND
3/10/15	Gonzaga	2.2	4	1-1	0	3	L, 1-1
3/11/15	Gonzaga	0.1	2	0-0	1	0	ND
3/15/15	at #5 Vanderbilt	1.1	2	1-1	0	2	L, 1-2
3/17/15	SE Missouri St.	1.0	1	0-0	1	0	ND
3/20/15	#1 LSU	2.0	1	0-0	0	0	ND
3/24/15	vs. Memphis	4.0	3	0-0	0	3	ND
3/27/15	Ole Miss	1.0	1	0-0	0	0	ND
3/28/15	Ole Miss	0.2	0	0-0	2	0	ND
4/5/15	at Auburn	1.0	2	1-1	1	0	ND
4/7/15	Mississippi Valley St.	3.0	2	1-1	0	3	ND
4/14/15	Stephen F. Austin	1.0	0	0-0	1	0	ND
4/28/15	Mississippi St.	0.2	1	0-0	0	0	ND
5/12/15	at Creighton	1.1	2	1-1	0	1	ND
5/16/15	at Georgia	2.0	0	0-0	0	1	ND
5/20/15	vs. Florida	0.2	3	3-3	1	1	ND
5/22/15	vs. Florida	1.0	2	3-3	2	0	ND
5/29/15	vs. Oral Roberts	0.1	0	0-0	0	0	ND
5/31/15	vs. St. John's	1.1	4	2-1	0	1	ND
TOTALS	22 G, 0 GS	31.0	31	14-13	10	20	1-2

Josh Alberius 2014 Game-By-Game (R-Sophomore)

(1 Appearances, 0 Starts)							
Date	Opponent	IP	H	R-ER	BB	K	Result
3/21/14	Alabama	0.2	0	0-0	0	0	ND
TOTALS	1 G, 0 GS	0.2	0	0-0	0	0	0-0

2017 HIGHLIGHTS

- Made first appearance of the year against Miami (Ohio), going 3.2 innings and tying a career-high five strikeouts.
- His five strikeouts against Miami (Ohio) were the most since totaling five against Auburn on March 25 of 2016.
- Made first collegiate start at Louisiana Tech (2/28), throwing a career-high 5.1 innings and striking out a career-high seven batters.
- His seven strikeouts was a career-high and his most in a start this year.
- Earned his first win as a starter after a 4.2 inning outing against Mississippi State (March 19, 2017), scattering five hits, but not giving up a run to help the Hogs sweep the Bulldogs.
- Has started six of his last seven appearances and has given up 12 earned runs over 24.0 for a 4.70 ERA.

#36 CANNON CHADWICK • SR • RHP • 6-0 • 195

CAREER HIGHS

Category	High	Opponent (Last)	Date
Innings	3.0	3x (at Alabama)	4/2/17
Longest Start	3.0	Gonzaga	3/11/15
Shortest Start	3.0	Gonzaga	3/11/15
Longest Relief	3.0	2x (at Alabama)	4/2/17
Hits	5	LSU	3/20/15
Runs	6	LSU	3/20/15
Earned Runs	6	LSU	3/20/15
Walks	5	Gonzaga	3/11/15
Strikeouts	5	Mississippi State	3/18/17

CAREER VS. 2017 OPPONENTS

Team	ERA	W-L	G-GS	IP	H	R	ER	BB-K
La. Tech	0.00	0-0	1-0	3.0	2	0	0	0-1
ULM	0.00	0-0	1-0	1.0	0	0	0	0-2
LSU	27.00	0-0	1-0	2.0	5	6	6	2-2

CHADWICK'S CAREER APPEARANCES

Cannon Chadwick 2017 Game-By-Game (Senior)
(13 Appearances, 0 Starts)

Date	Opponent	IP	H	R-ER	BB	K	Result
2/17/17	Miami (Ohio)	2.0	1	0-0	0	4	W, 7-0
2/24/17	Bryant	1.1	3	2-0	0	3	W, 11-8
2/25/17	Bryant	1.0	0	0-0	0	2	W, 13-7
2/28/17	at Louisiana Tech	2.2	3	0-0	0	2	L, 4-3
3/5/17	vs. #14 Oklahoma St.	2.1	3	2-2	1	1	L, 8-3
3/10/17	Rhode Island	0.2	1	0-0	0	2	W, 3-2
3/12/17	Rhode Island	1.0	0	0-0	0	2	L, 3-0
3/14/17	Alcorn State	1.1	0	0-0	0	1	W, 3-2
3/17/17	Mississippi St.	1.0	0	0-0	0	2	W, 3-1
3/18/17	Mississippi St.	2.2	0	0-0	0	5	W, 5-4
3/26/17	at #18 Missouri	2.0	2	3-3	3	3	W, 9-8
4/2/17	at Alabama	3.0	3	1-1	1	2	W, 8.5
4/8/17	#13 LSU	1.1	2	5-2	1	2	L, 10-8
TOTALS	13 G, 0 GS	18.2	18	13-8	6	22	3-1 (2 SV)

Cannon Chadwick 2016 Game-By-Game (Junior)
(8 Appearances, 0 Starts)

Date	Opponent	IP	H	R-ER	BB	K	Result
2/20/16	Central Michigan	2.0	1	0-0	1	1	ND
2/24/16	Mississippi Valley St.	1.0	0	0-0	0	1	ND
2/28/16	vs. #23 Texas Tech	2.1	3	1-1	1	3	W, 1-0
3/2/16	Louisiana Tech	3.0	2	0-0	0	1	ND
3/5/16	Eastern Illinois	2.2	2	1-0	1	1	ND
3/9/16	Gonzaga	0.2	3	2-2	1	1	ND
4/12/16	ULM	1.0	0	0-0	0	2	ND
4/15/16	#2 Florida	2.2	2	0-0	0	0	ND
TOTALS	8 G, 0 GS	15.1	13	4-3	4	10	1-0

Cannon Chadwick 2015 Game-By-Game (Sophomore)
(12 Appearances, 1 Start)

Date	Opponent	IP	H	R-ER	BB	K	Result
2/13/15	North Dakota	1.1	1	0-0	1	3	W, 1-0
2/20/15	vs. #22 UCF	2.0	2	1-1	1	1	ND
2/22/15	vs. #13 Maryland	0.1	0	0-0	0	1	ND
3/3/15	Eastern Illinois	1.0	0	0-0	1	0	ND
3/7/15	Loyola Marymount	0.1	0	1-1	1	0	ND
3/8/15	Loyola Marymount	0.2	0	0-0	0	1	ND
3/11/15	Gonzaga*	3.0	2	2-1	5	1	ND
3/18/15	SE Missouri St.	1.2	2	1-1	1	1	ND
3/20/15	#1 LSU	2.0	5	6-6	2	2	ND
4/8/15	Mississippi Valley St.	1.0	3	0-0	0	0	ND
4/11/15	Kentucky	1.1	1	0-0	3	0	ND
4/15/15	Stephen F. Austin	0.2	4	2-2	2	0	ND
TOTALS	12 G, 1 GS	15.1	20	13-12	17	10	1-0

2017 HIGHLIGHTS

- Came back for senior season after being shut down for injury in 2016 after just eight appearances.
- Made his first appearance of the year against Miami (Ohio) striking out a career-high four batters in just two innings.
- Earned the win and scored the winning run against Alcorn State (March 14, 2017) after drawing a walk in the bottom of the ninth and scoring from second two batters later.
- Recorded back-to-back saves in games one and two against Mississippi State (March 17-18, 2017), his first two of the year, which leads the team.
- Struck out two of the three batters faced in the ninth inning on Friday night to preserve a two-run lead and give the Razorbacks its first conference game.
- Earned the second save after coming in with the bases loaded in the seventh inning of game two and a two-run lead. Only one run scored, but he struck out the final five of seven batters he faced through the ninth inning.
- Has a 5.80:1 strikeout-to-walk ratio, second only to Blaine Knight (24:1) on the team.

#32 MATT CRONIN • FR • LHP • 6-2 • 190

CAREER HIGHS

Category	High	Opponent (Last)	Date
Innings	2.0	2x (Alcorn State)	3/15/17
Longest Start	--	--	--
Shortest Start	--	--	--
Longest Relief	2.0	2x (Alcorn State)	3/15/17
Hits	2	Alcorn State	3/15/17
Runs	1	2x (New Orleans)	3/22/17
Earned Runs	1	2x (New Orleans)	3/22/17
Walks	2	ULM	3/8/17
Strikeouts	4	Alcorn State	3/15/17

CRONIN'S CAREER APPEARANCES

Matt Cronin 2017 Game-By-Game (Freshman)
(7 Appearances, 0 Starts)

Date	Opponent	IP	H	R-ER	BB	K	Result
3/4/17	vs. Nebraska	1.0	0	0-0	0	2	W, 15-5
3/8/17	ULM	2.0	0	0-0	2	3	W, 11-2
3/15/17	Alcorn State	2.0	2	1-1	0	4	W, 11-3
3/22/17	New Orleans	0.0	0	1-1	1	0	W, 5-2
4/1/17	at Alabama	1.0	1	0-0	1	1	L, 7-1
4/5/17	Grand Canyon	1.0	0	0-0	0	2	W, 6-1
4/11/17	at Missouri State	1.2	1	0-0	1	2	W, 12-4
TOTALS	7 G, 0 GS	8.2	4	2-2	5	14	1-0

2017 HIGHLIGHTS

- Made his first collegiate appearance against Nebraska (March 4) at the Frisco Classic, throwing a scoreless inning with two strikeouts.
- Struck out a combined nine batters in his first three appearances, all out of the bullpen, giving up just a single earned run against Alcorn State (March 15).
- Threw a scoreless frame against Alabama (April 1), striking out one and walking one.
- Notched his first collegiate win after holding Missouri State scoreless through the second, third, and part of the fourth inning, striking out two and allowing just one hit.

#29 ANGUS DENTON • FR • RHP • 5-11 • 160

CAREER HIGHS

Category	High	Opponent (Last)	Date
Innings	1.0	3x (Grand Canyon)	4/4/17
Longest Start	--	--	--
Shortest Start	--	--	--
Longest Relief	1.0	3x (Grand Canyon)	4/4/17
Hits	2	ULM	3/7/17
Runs	--	--	--
Earned Runs	--	--	--
Walks	1	vs. Nebraska	3/4/17
Strikeouts	2	ULM	3/7/17

DENTON'S CAREER APPEARANCES

Angus Denton 2017 Game-By-Game (Freshman)
(5 Appearances, 0 Starts)

Date	Opponent	IP	H	R-ER	BB	K	Result
2/25/17	Bryant	0.1	0	0-0	0	0	W, 13-7
3/4/17	vs. Nebraska	0.1	0	0-0	1	0	W, 15-5
3/7/17	ULM	1.0	2	0-0	0	2	W, 12-3
3/15/17	Alcorn State	1.0	0	0-0	0	1	W, 11-3
4/4/17	Grand Canyon	1.0	0	0-0	0	1	W, 11-2
TOTALS	5 G, 0 GS	3.2	2	0-0	1	4	0-0

#45 KEVIN KOPPS • R-FR • RHP • 6-0 • 190

CAREER HIGHS

Category	High	Opponent (Last)	Date
Innings	3.2	at #18 Missouri	3/26/17
Longest Start	3.1	2x (Bryant)	2/26/17
Shortest Start	3.1	2x (Bryant)	2/26/17
Longest Relief	3.2	at #18 Missouri	3/26/17
Hits	5	at Alabama	4/1/17
Runs	3	2x (#13 LSU)	4/8/17
Earned Runs	3	2x (#13 LSU)	4/8/17
Walks	3	2x (at #18 Missouri)	3/26/17
Strikeouts	5	Miami (Ohio)	2/19/17

KOPPS' CAREER APPEARANCES

Kevin Kopps 2017 Game-By-Game (R-Freshman)
(10 Appearances, 2 Starts)

Date	Opponent	IP	H	R-ER	BB	K	Result
2/19/17	Miami (Ohio)*	3.1	2	1-1	2	5	W, 11-1
2/26/17	Bryant*	3.1	4	2-2	2	2	W, 16-6
3/3/17	vs. #5 Arizona	0.2	0	0-0	0	0	L, 3-0
3/5/17	vs. #30 Oklahoma St.	2.1	1	0-0	1	1	L, 8-3
3/12/17	Rhode Island	3.0	1	0-0	3	3	L, 3-0
3/17/17	Mississippi St.	0.2	1	0-0	0	1	W, 3-1
3/22/17	New Orleans	1.0	0	0-0	0	1	W, 5-2
3/26/17	at #18 Missouri	3.2	2	2-2	3	4	W, 9-8
4/1/17	at Alabama	3.0	5	3-3	0	4	L, 7-1
4/8/17	#13 LSU	0.2	2	3-3	1	0	L, 10-8
4/11/17	at Missouri State	1.0	2	1-1	0	1	W, 12-4
TOTALS	11 G, 2 GS	22.2	20	12-12	12	22	1-0

2017 HIGHLIGHTS

- Was the Sunday starter for the first two weekends of the season, garnering a win in first collegiate start against Miami (Ohio) (Feb. 19).
- Moved to the bullpen prior to the Frisco Classic and made appearances against No. 5 Arizona (March 3) and No. 30 Oklahoma State (March 5), allowing just one hit over 3.0 innings.
- Had a seven-inning scoreless streak from his first appearance out of the bullpen (No. 5 Arizona, March 3) to his one-inning save against New Orleans (March 22).
- Corralled his first save of the season after pitching a perfect ninth inning against New Orleans (March 22) with one strikeout.

#35 JACOB KOSTYSHOCK • FR • RHP • 6-4 • 175

CAREER HIGHS

Category	High	Opponent (Last)	Date
Innings	2.0	ULM	3/8/17
Longest Start	--	--	--
Shortest Start	--	--	--
Longest Relief	2.0	ULM	3/8/17
Hits	3	Grand Canyon	4/4/17
Runs	3	vs. Nebraska	3/4/17
Earned Runs	3	vs. Nebraska	3/4/17
Walks	3	vs. Nebraska	3/4/17
Strikeouts	2	2x (ULM)	3/8/17

KOSTYSHOCK'S CAREER APPEARANCES

Jacob Kostyshock 2017 Game-By-Game (Freshman)
(4 Appearances, 0 Starts)

Date	Opponent	IP	H	R-ER	BB	K	Result
3/4/17	vs. Nebraska	0.2	2	3-3	3	2	W, 15-5
3/8/17	ULM	2.0	0	0-0	0	2	W, 11-2
3/15/17	Alcorn State	1.0	0	0-0	0	0	W, 11-3
4/4/17	Grand Canyon	0.2	3	1-1	0	1	W, 11-2
TOTALS	4 G, 0 GS	4.2	5	4-4	3	5	0-0

#27 EVAN LEE • FR • LHP • 6-2 • 190

CAREER HIGHS

Category	High	Opponent (Last)	Date
Innings	2.1	vs. #30 Oklahoma St.	3/5/17
Longest Start	1.0	at Louisiana Tech	3/1/17
Shortest Start	1.0	at Louisiana Tech	3/1/17
Longest Relief	2.1	vs. #30 Oklahoma St.	3/5/17
Hits	3	Grand Canyon	4/5/17
Runs	3	at Louisiana Tech	3/1/17
Earned Runs	3	at Louisiana Tech	3/1/17
Walks	1	3x (Grand Canyon)	4/5/17
Strikeouts	2	4x (at Missouri State)	4/11/17

LEE'S CAREER APPEARANCES

Evan Lee 2017 Game-By-Game (Freshman)
(7 Appearances, 1 Start)

Date	Opponent	IP	H	R-ER	BB	K	Result
2/26/17	Bryant	1.0	0	0-0	0	1	W, 16-6
3/1/17	at Louisiana Tech*	1.0	2	3-3	0	0	W, 13-10
3/5/17	vs. #30 Oklahoma St.	2.1	1	1-0	1	2	L, 8-3
3/15/17	Alcorn State	1.0	0	0-0	1	2	W, 11-3
3/17/17	Mississippi St.	0.1	0	0-0	0	0	W, 3-1
4/5/17	Grand Canyon	2.0	3	1-1	1	2	W, 6-1
4/11/17	at Missouri State	1.0	2	0-0	0	2	W, 12-4
TOTALS	7 G, 1 GS	8.2	8	5-4	3	9	0-0

#46 BARRETT LOSEKE • SO • RHP • 6-0 • 170

CAREER HIGHS

Category	High	Opponent (Last)	Date
Innings	4.2	Rhode Island	3/10/17
Longest Start	4.0	2x (at S. Carolina)	3/19/16
Shortest Start	1.0	at Ole Miss	4/10/16
Longest Relief	4.2	Rhode Island	3/10/17
Hits	4	2x (Bryant)	2/26/17
Runs	3	3x (Bryant)	2/26/17
Earned Runs	3	3x (Bryant)	2/26/17
Walks	3	3x (Florida)	4/16/16
Strikeouts	7	at Louisiana Tech	3/1/17

CAREER VS. 2017 OPPONENTS

Team	ERA	W-L	G-GS	IP	H	R	ER	BB-K
Oklahoma St.	0.00	0-0	1-0	1.0	0	0	0	1-0
ULM	0.00	0-0	1-0	1.0	1	0	0	0-1
Mississippi St.	0.00	0-0	1-0	1.0	1	0	0	0-2
Missouri	8.71	0-1	1-1	3.1	2	3	3	1-4
LSU	0.00	0-0	2-0	1.2	1	0	0	3-2
Missouri St.	9.00	0-1	1-1	2.0	2	2	2	1-1
Auburn	4.09	0-0	1-1	2.2	4	1	1	1-2
Ole Miss	27.00	0-1	1-1	1.0	2	3	3	2-3
Texas A&M	0.00	0-0	1-0	3.2	0	0	0	0-4

LOSEKE'S CAREER APPEARANCES

Barrett Loseke 2017 Game-By-Game (Sophomore)
(10 Appearances, 1 Starts)

Date	Opponent	IP	H	R-ER	BB	K	Result
2/19/17	Miami (Ohio)	1.0	0	0-0	2	2	W, 11-1
2/26/17	Bryant	2.1	4	3-3	2	3	W, 16-6
3/1/17	at Louisiana Tech	4.0	1	0-0	1	7	W, 13-10
3/10/17	Rhode Island	4.2	3	0-0	0	3	W, 5-2
3/18/17	Mississippi St.	0.0	0	0-0	1	0	W, 5-4
3/22/17	New Orleans	3.1	1	0-0	1	4	W, 5-2
3/26/17	at #18 Missouri	0.1	3	2-2	1	0	W, 9-8
4/5/17	Grand Canyon	2.0	0	0-0	2	2	W, 11-2
4/7/17	#13 LSU	1.0	3	0-0	0	1	W, 9-3
4/11/17	at Missouri State	1.0	1	2-2	1	1	W, 12-4
TOTALS	10 G, 1 GS	19.2	16	7-7	11	23	3-0

Barrett Loseke 2016 Game-By-Game (Freshman)
(17 Appearances, 6 Starts)

Date	Opponent	IP	H	R-ER	BB	K	Result
2/20/16	Central Michigan	0.1	1	0-0	0	0	ND
2/23/16	Mississippi Valley St.	2.0	1	0-0	0	3	ND
2/28/16	vs. #23 Texas Tech	1.1	2	0-0	3	3	ND
3/9/16	Gonzaga	3.0	1	0-0	1	1	ND
3/13/16	Western Illinois*	4.0	1	0-0	1	4	W, 1-0
3/19/16	at #12 South Carolina*	4.0	3	2-2	3	3	ND
3/27/16	Auburn*	2.2	4	1-1	1	2	ND
4/3/16	Missouri*	3.1	2	3-3	1	4	L, 1-1
4/10/16	at #14 Ole Miss*	1.0	2	3-3	2	3	L, 1-2
4/12/16	ULM	1.0	1	0-0	0	1	ND
4/16/16	#2 Florida	0.2	0	0-0	3	2	ND
4/26/16	#18 Oklahoma St.	1.0	0	0-0	1	0	ND
4/30/16	#2 Texas A&M-2	3.2	2	0-0	0	4	ND
5/6/16	at #13 LSU	0.0	0	0-0	2	0	ND
5/8/16	at #13 LSU	1.2	1	0-0	1	2	ND
5/17	Missouri St.*	2.0	2	2-2	1	1	L, 1-3
5/20/16	at #4 Mississippi St.	1.0	1	0-0	0	2	ND
TOTALS	17 G, 6 GS	32.2	24	11-11	20	35	1-3

2017 HIGHLIGHTS

- Was one of four pitchers used to earn sweep of Miami (Ohio) in game three of series.
- Came out of the bullpen against Louisiana Tech (3/1) and shut down the offense for 4.0 innings, striking out a career-high seven batters to earn the victory.
- Topped himself with a 4.2 inning outing against Rhode Island from the bullpen, giving up no runs and no walks while earning his second win of the year.
- Earned his third win after relieving Kacey Murphy in the third inning against New Orleans. Went on to hold the Privateers to one hit with four strikeouts.

#21 KACEY MURPHY • SO • LHP • 6-0 • 190

CAREER HIGHS

Category	High	Opponent (Last)	Date
Innings	5.0	ULM	3/8/17
Longest Start	5.0	ULM	3/8/17
Shortest Start	3.0	Alcorn State	3/15/17
Longest Relief	2.1	Missouri St.	5/17/16
Hits	6	Alcorn State	3/15/17
Runs	5	Missouri St.	5/17/16
Earned Runs	4	Missouri St.	5/17/16
Walks	4	New Orleans	3/22/17
Strikeouts	10	Grand Canyon	4/5/17

CAREER VS. 2017 OPPONENTS

Team	ERA	W-L	G-GS	IP	H	R	ER	BB-K
Oklahoma St.	0.00	0-0	1-0	0.1	0	0	0	0-1
Missouri	18.00	0-0	1-0	0.0	2	2	2	1-0
Missouri St.	12.00	0-0	2-0	3.0	3	6	4	3-5
Auburn	9.00	0-0	1-0	2.0	4	2	2	0-3
Texas A&M	0.00	0-0	1-0	0.0	1	0	0	1-0

MURPHY'S CAREER APPEARANCES

Kacey Murphy 2017 Game-By-Game (Sophomore)
(10 Appearances, 5 Starts)

Date	Opponent	IP	H	R-ER	BB	K	Result
2/19/17	Miami (Ohio)	1.0	0	0-0	0	1	W, 11-1
2/24/17	Bryant	0.1	1	0-0	1	1	W, 11-8
3/3/17	vs. #5 Arizona	1.1	2	1-1	1	0	L, 3-0
3/8/17	ULM*	5.0	3	2-2	1	9	W, 11-2
3/15/17	Alcorn State*	3.0	6	1-1	1	6	W, 11-3
3/19/17	Mississippi St.	0.1	0	0-0	0	0	W, 6-1
3/22/17	New Orleans*	2.2	2	0-0	4	3	W, 5-2
3/25/17	at #18 Missouri	0.0	3	3-3	1	0	L, 7-2
4/5/17	Grand Canyon*	4.0	5	0-0	0	10	W, 6-1
4/11/17	at Missouri State*	1.2	3	1-1	0	2	W, 12-4
TOTALS	10 G, 5 GS	20.1	25	8-8	9	32	3-0

Kacey Murphy 2016 Game-By-Game (Freshman)
(14 Appearances, 0 Starts)

Date	Opponent	IP	H	R-ER	BB	K	Result
2/19/16	Central Michigan	0.1	0	0-0	1	1	ND
2/21/16	Central Michigan	0.2	0	0-0	1	0	ND
2/23/16	Mississippi Valley St.	1.0	1	1-1	1	1	ND
3/4/16	Eastern Illinois	1.0	1	0-0	0	0	ND
3/9/16	Gonzaga	0.1	0	1-1	0	0	ND
3/13/16	Western Illinois	1.2	0	0-0	0	2	ND
3/18/16	at #12 South Carolina	0.2	3	1-1	1	0	ND
3/26/16	Auburn	2.0	4	2-2	0	3	ND
4/3/16	Missouri	0.0	2	2-2	1	0	ND
4/19/16	#25 Creighton	0.2	1	0-0	0	1	ND
4/26/16	#18 Oklahoma St.	0.1	0	0-0	0	1	ND
5/1/16	#2 Texas A&M	0.0	1	0-0	1	0	ND
5/3/16	at Missouri St.	0.2	0	1-0	2	0	ND
5/17/16	Missouri St.	2.1	3	5-4	1	5	ND
TOTALS	14 G, 0 GS	11.2	16	13-11	9	14	0-0

2017 HIGHLIGHTS

- Earned his first win of the season in his first collegiate start, going a career-high 5.0 innings against ULM (3/8/17) and striking out nine
- Started for the second straight midweek game, going 3.0 innings against Alcorn State and gave up just one earned run with six strikeouts.
- Struck out a career-high 10 Grand Canyon batters in his fourth start of the year. Achieved the feat in just four innings and striking out the side in his final three innings.

#34 JAKE REINDL • SO • RHP • 6-1 • 200

CAREER HIGHS

Category	High	Opponent (Last)	Date
Innings	5.2	#13 LSU	4/9/17
Longest Start	--	--	--
Shortest Start	--	--	--
Longest Relief	5.2	#13 LSU	4/9/17
Hits	4	Alcorn State	3/14/17
Runs	2	Gonzaga	3/9/16
Earned Runs	2	Gonzaga	3/9/16
Walks	1	4x (New Orleans)	3/22/17
Strikeouts	5	2x (#13 LSU)	4/9/17

CAREER VS. 2017 OPPONENTS

Team	ERA	W-L	G-GS	IP	H	R	ER	BB-K
Mississippi St.	0.00	0-0	1-0	0.2	0	0	0	0-1
Grambling St.	0.00	0-0	1-0	1.0	1	0	0	0-0
Missouri St.	0.00	0-0	1-0	1.0	1	0	0	0-1
Memphis	9.00	0-0	1-0	1.0	2	1	1	0-1

REINDL'S CAREER APPEARANCES

Jake Reindl 2017 Game-By-Game (Sophomore)
(10 Appearances, 0 Starts)

Date	Opponent	IP	H	R-ER	BB	K	Result
2/17/17	Miami (Ohio)	3.0	2	0-0	0	3	W, 7-0
2/24/17	Bryant	0.1	1	2-2	1	0	W, 11-8
3/1/17	at Louisiana Tech	2.0	3	0-0	0	2	W, 13-10
3/5/17	vs. #14 Oklahoma St.	0.0	0	0-0	1	0	L, 8-3
3/14/17	Alcorn State	2.1	4	1-1	1	1	W, 3-2
3/22/17	New Orleans	0.2	2	1-1	1	1	W, 5-2
3/25/17	at #18 Missouri	2.2	2	0-0	0	4	L, 9-8
4/1/17	at Alabama	2.2	0	0-0	0	5	L, 7-1
4/4/17	Grand Canyon	2.1	0	0-0	0	1	W, 11-2
4/9/17	#13 LSU	5.2	2	1-1	0	5	L, 2-0
TOTALS	10 G, 0 GS	21.2	16	5-5	4	22	0-0

Jake Reindl 2016 Game-By-Game (Freshman)
(6 Appearances, 0 Starts)

Date	Opponent	IP	H	R-ER	BB	K	Result
2/24/16	Mississippi Valley St.	1.0	0	0-0	0	2	ND
3/9/16	Gonzaga	0.1	2	2-2	0	0	ND
3/15/16	Grambling St.	1.0	1	0-0	0	0	ND
4/5/16	Missouri St.	1.0	1	0-0	0	1	ND
5/19/16	at #4 Mississippi St.	0.2	0	0-0	0	1	ND
TOTALS	6 G, 0 GS	5.0	6	3-3	0	5	0-0

2017 HIGHLIGHTS

- Set what was then career-highs in innings pitched (3.0) and strikeouts (3) in first appearance of the year vs. Miami (Ohio).
- Held Louisiana Tech (3/1) scoreless over 2.0 innings of relief to help in nine-run comeback.
- Had another 2+ inning outing in game two against Missouri (3/25), going 2.2 innings and striking out a career-high four batters.
- Has yet to give up more than two earned runs or more than one walk in his 10 appearances this year (21.2 innings).
- Had another 2.2-inning outing against SEC play, striking out a career-high five batters against Alabama (4/1), while also not allowing a hit.
- Went a career-long 5.2 innings against No. 13 LSU (April 9), tying a career-high with five strikeouts, while holding the Tigers to just one run.

#37 WESTON ROGERS • SO • LHP • 6-4 • 215

CAREER HIGHS

Category	High	Opponent (Last)	Date
Innings	4.0	Grambling St.	3/16/16
Longest Start	4.0	Grambling St.	3/16/16
Shortest Start	1.2	Gonzaga	3/9/16
Longest Relief	2.0	2x (Ok. St.)	4/26/16
Hits	5	Bryant	2/25/17
Runs	4	Bryant	2/25/17
Earned Runs	4	Bryant	2/25/17
Walks	2	2x (vs. Nebraska)	3/4/17
Strikeouts	4	2x (at Missouri St.)	5/3/16

CAREER VS. 2017 OPPONENTS

Team	ERA	W-L	G-GS	IP	H	R	ER	BB-K
La. Tech	8.18	0-0	1-1	2.2	3	2	2	1-1
Oklahoma St.	9.00	0-0	1-0	2.0	2	2	2	2-1
Grambling St.	4.50	0-0	1-1	4.0	3	2	2	0-2
LSU	18.00	0-1	1-0	1.0	2	2	2	1-0
Missouri St.	9.00	0-0	1-1	3.0	3	3	3	1-4
Texas A&M	0.00	0-0	1-0	0.0	1	0	0	0-0

ROGERS' CAREER APPEARANCES

Weston Rogers 2017 Game-By-Game (Sophomore)
(8 Appearances, 0 Starts)

Date	Opponent	IP	H	R-ER	BB	K	Result
2/18/17	Miami (Ohio)	1.0	0	0-0	0	1	W, 5-1
2/25/17	Bryant	1.1	5	4-4	0	3	W, 13-7
2/28/17	at Louisiana Tech	0.0	1	1-0	0	0	L, 4-3
3/4/17	vs. Nebraska	1.0	0	0-0	2	1	W, 15-5
3/14/17	Alcorn State	1.1	2	0-0	0	2	W, 3-2
3/22/17	New Orleans	1.1	0	0-0	0	1	W, 5-2
4/4/17	Grand Canyon	3.0	2	1-1	0	3	W, 11-2
4/11/17	Missouri State	0.2	0	0-0	0	0	W, 12-4
TOTALS	8 G, 0 GS	9.2	10	6-5	2	11	1-0

Weston Rogers 2016 Game-By-Game (Freshman)
(11 Appearances, 5 Starts)

Date	Opponent	IP	H	R-ER	BB	K	Result
2/24/16	Mississippi Valley St.*	2.0	1	0-0	0	4	W, 1-0
2/28/16	vs. #23 Texas Tech	0.1	2	0-0	0	0	ND
3/2/16	Louisiana Tech*	2.2	3	2-2	1	1	ND
3/5/16	Eastern Illinois	1.1	0	0-0	0	3	ND
3/9/16	Gonzaga*	1.2	2	2-2	1	1	ND
3/16/16	Grambling St.*	4.0	3	2-2	0	2	ND
4/19/16	#25 Creighton	2.0	1	0-0	0	1	ND
4/26/16	#18 Oklahoma St.	2.0	2	2-2	2	1	ND
4/30/16	#2 Texas A&M-2	0.0	1	0-0	0	0	ND
5/3/16	at Missouri St.*	3.0	3	3-3	1	4	L, 1-1
5/8/16	at #13 LSU	1.0	2	2-2	1	0	ND
TOTALS	11 G, 5 GS	20.0	20	13-13	6	17	1-1

#25 DOMINIC TACCOLINI • SR • RHP • 6-3 • 230

CAREER HIGHS

Category	High	Opponent (Last)	Date
Innings	10.0	at Kentucky	4/22/16
Longest Start	10.0	at Kentucky	4/22/16
Shortest Start	1.0	Missouri	4/1/16
Longest Relief	4.2	at Virginia	5/3/14
Hits	12	at S. Carolina	3/18/16
Runs	8	3x (Alabama)	5/13/16
Earned Runs	8	3x (Alabama)	5/13/16
Walks	6	at Texas A&M	4/18/16
Strikeouts	10	2x (ULM)	3/7/17

CAREER VS. 2017 OPPONENTS

Team	ERA	W-L	G-GS	IP	H	R	ER	BB-K
Mississippi St.	3.00	1-1	2-2	12.0	15	8	4	6-8
Missouri	4.50	0-0	2-2	4.0	4	3	2	2-1
Grambling St.	0.00	0-0	1-0	2.0	2	0	0	2-2
Alabama	15.75	0-1	3-2	8.0	12	14	14	11-11
LSU	4.82	1-1	3-2	11.2	13	7	6	4-3
Missouri St.	0.00	1-0	1-0	2.0	0	0	0	0-2
Georgia	0.00	0-0	1-0	2.0	1	0	0	2-2
Memphis	16.36	0-0	1-0	1.1	2	2	2	1-3
Auburn	2.25	0-0	3-2	12.0	14	4	3	7-7
Ole Miss	7.50	1-0	4-2	13.2	13	11	11	8-13
Tennessee	0.00	0-0	1-0	2.1	0	0	0	0-1
Vanderbilt	6.43	0-1	1-1	4.2	8	7	3	3-2
Texas A&M	8.40	1-0	3-3	15.0	19	14	14	9-15

TACCOLINI'S CAREER APPEARANCES

Dominic Taccolini 2017 Game-By-Game (Senior)

(12 Appearances, 2 Starts)

Date	Opponent	IP	H	R-ER	BB	K	Result
2/18/17	Miami (Ohio)	3.0	0	0-0	1	4	W, 5-1
2/24/17	Bryant	1.0	0	0-0	2	2	W, 11-8
2/26/17	Bryant	1.1	2	1-1	1	0	W, 16-6
3/1/17	at Louisiana Tech	0.2	4	7-7	2	0	W, 13-10
3/7/17	ULM*	6.0	7	2-2	2	10	W, 12-2
3/14/17	Alcorn State*	4.0	5	1-1	0	3	W, 3-2
3/19/17	Mississippi St.	4.0	1	1-1	1	5	W, 6-1
3/24/17	at #18 Missouri	3.0	2	0-0	1	4	W, 9-2
3/31/17	at Alabama	1.0	0	0-0	0	0	W, 7-1
4/2/17	at Alabama	3.0	1	1-1	3	2	W, 8-5
4/7/17	#13 LSU	2.0	3	3-3	2	1	W, 9-3
4/11/17	at Missouri State	1.0	0	0-0	0	3	W, 12-4
TOTALS	12 G, 2 GS	30.0	25	16-16	15	34	3-0 (2 SV)

Dominic Taccolini 2016 Game-By-Game (Junior)

(15 Appearances, 13 Starts)

Date	Opponent	IP	H	R-ER	BB	K	Result
2/19/16	Central Michigan*	7.0	1	1-1	1	3	W, 1-0
2/26/16	vs. #24 Rice*	6.0	5	2-2	1	6	W, 2-0
3/4/16	Eastern Illinois*	5.0	4	2-2	1	5	W, 3-0
3/11/16	Western Illinois*	7.0	2	1-1	2	9	ND
3/18/16	at #12 South Carolina*	6.0	12	8-8	1	2	L, 3-1
3/25/16	Auburn*	2.0	6	2-2	3	3	ND
4/1/16	Missouri*	1.0	4	3-2	1	0	ND
4/6/16	at Memphis	1.1	2	2-2	1	3	ND
4/10/16	at #14 Ole Miss	3.2	4	3-3	1	4	ND
4/14/16	#2 Florida*	3.0	1	3-3	3	2	L, 3-2
4/22/16	at #12 Kentucky*	10.0	5	0-0	0	10	W, 4-2
4/30/16	#2 Texas A&M-1*	6.0	9	5-5	2	6	W, 5-2
5/6/16	at #13 LSU*	5.0	5	5-4	3	1	L, 5-3
5/13/16	Alabama*	3.2	7	8-8	4	4	L, 5-4
5/19/16	at #4 Mississippi St.*	5.1	11	7-3	2	3	L, 5-5
TOTALS	15 G, 13 GS	72.0	78	52-46	26	61	5-5

Dominic Taccolini 2015 Game-By-Game (Sophomore)

(17 Appearances, 13 Starts)

Date	Opponent	IP	H	R-ER	BB	K	Result
2/14/15	North Dakota-1*	6.0	4	2-2	0	8	W, 1-0
2/20/15	vs. #22 UCF*	4.0	4	3-3	3	6	L, 1-1
3/2/15	Eastern Illinois-1*	6.0	2	1-1	2	4	W, 2-1
3/7/15	Loyola Marymount*	7.0	5	2-2	0	9	W, 3-1
3/14/15	at #5 Vanderbilt-2*	4.2	8	7-3	3	2	L, 3-2
3/19/15	#1 LSU*	6.0	6	1-1	1	2	W, 4-2
3/26/15	Ole Miss*	5.2	3	3-3	6	7	W, 5-2
4/4/15	at Auburn*	7.0	5	2-1	3	3	ND
4/11/15	Kentucky*	2.2	6	8-8	4	3	L, 5-3
4/18/15	at #1 Texas A&M-2*	5.1	7	6-6	4	6	ND
4/25/15	Mississippi State*	6.2	4	1-1	4	5	W, 6-3
5/1/15	at Alabama*	4.0	3	2-2	5	6	ND
5/10/15	Tennessee	2.1	0	0-0	0	1	ND
5/12/15	at Creighton	2.2	2	0-0	0	2	ND
5/15/15	at Georgia	2.0	1	0-0	2	2	ND
5/20/15	vs. Florida	3.0	2	0-0	2	1	ND
5/22/15	vs. Florida*	2.0	5	5-4	2	0	L, 6-4
TOTALS	17 G, 13 GS	77.0	67	43-37	41	67	6-4

Dominic Taccolini 2014 Game-By-Game (Freshman)

(17 Appearances, 3 Starts)

Date	Opponent	IP	H	R-ER	BB	K	Result
2/14/14	Appalachian State	1.0	1	2-2	0	0	ND
2/23/14	Eastern Illinois	1.0	0	2-0	0	0	ND
2/28/14	South Alabama	1.0	0	0-0	0	0	ND
3/9/14	at California	1.0	0	0-0	0	0	ND
3/16/14	at Florida	1.0	3	2-2	1	0	ND
3/19/14	Grambling State	2.0	2	0-0	2	2	ND
3/21/14	Alabama	0.1	2	4-4	2	1	ND
4/22/14	Northwestern St.	1.0	0	0-0	0	1	ND
4/23/14	Northwestern St.	2.0	3	0-0	0	3	W, 1-0
4/26/14	Auburn-2	3.0	3	0-0	1	1	ND
4/29/14	at Missouri St.	2.0	0	0-0	0	2	W, 2-0
5/3/14	at Ole Miss	2.0	1	0-0	0	1	ND
5/11/14	Texas A&M*	3.2	3	3-3	3	3	ND
5/17/14	at Missouri*	3.0	0	0-0	1	1	ND
5/23/14	vs. Ole Miss*	1.2	7	5-5	1	1	ND
5/24/14	vs. LSU	0.2	2	1-1	0	0	ND
5/31/14	at Virginia	4.2	2	0-0	1	4	ND
TOTALS	17 G, 3 GS	31.0	29	19-17	12	20	2-0

2017 HIGHLIGHTS

- Currently is tied for the third-most wins on the team (3-0) in 11 appearances.
- Recorded wins in games one and three with Bryant, pitching no more than 1.1 innings in either game.
- Made his first start of the year in game one against ULM (March 7, 2017), going 6.0 innings and striking out 10 batters to tie a career-high.
- Is the first Razorback pitcher to record 10 or more strikeouts twice in a career since Drew Smyly (1 in 2009 and 2 in 2010).
- Earned the rare four-inning save in game three against Mississippi State, allowing just one run and one walk, while striking out five to help the Razorbacks sweep the Bulldogs.
- Totaled his second save in as many weeks after finishing up the final three innings against #18 Missouri (3/24), allowing just two hits and no runs.

#15 JAKE ARLEDGE • SR • OF • 5-9 • 180

CAREER HIGHS

Category	High	Opponent (Last)	Date
Hits	3	5x (at Alabama)	3/31/17
Runs	4	2x (E. Illinois)	3/5/16
Doubles	1	9x (at Alabama)	3/31/17
Triples	1	3x (at Ole Miss)	4/9/16
Home Runs	2	E. Illinois	3/5/16
RBI	3	2x (ULM)	3/8/17
Walks	3	2x (#13 LSU)	4/8/17
Stolen Bases	2	at LSU	5/6/16

CAREER VS. 2017 OPPONENTS

Team	AVG.	G-GS	AB	R	H	RBI	SB
La. Tech	.000	1-1	3	0	0	0	1
Oklahoma St.	.500	1-0	2	0	1	0	0
Miss. St.	.200	1-1	5	0	1	0	0
Missouri	.000	2-2	6	1	0	1	0
Grambling St.	.143	2-2	7	1	1	0	0
Alabama	.143	3-1	7	1	1	0	0
LSU	.222	2-2	9	2	2	2	2
Missouri St.	.000	1-1	2	1	0	0	0
Auburn	.286	3-2	7	4	2	0	0
Ole Miss	.200	2-2	5	1	1	0	0
Texas A&M	.000	2-1	3	0	0	0	1

2017 HIGHLIGHTS

- Hit the go-ahead home run in game three against Bryant capping a four-run comeback to take a 6-5 lead.
- Hit his first home run of the year in game two against Bryant, part of a 3-for-4 day with two RBIs.
- Had two hits and one RBI in Louisiana Tech series, including key RBI in fifth that helped in the nine-run comeback.
- Tied a career-high three hits against ULM on in game two of the mid week series, part of a 3-for-4 day with three RBIs, which also tied a career-high.
- Hit his third home run of the year against Rhode Island (March 10), part of a 2-for-4 day at the plate, surpassing his home run total from last season.
- Hit the walk-off single to beat Alcorn State (March 14) to score Cannon Chadwick, his second hit of the day.
- Had a hitting streak of 14-straight games before going 0-for-4 in game one against Mississippi State. Now has a hit in 17 of last 18 games.
- Recorded his seventh multi-hit game of the year after going 2-for-3 with an RBI and matched a career-high two walks in the 6-1 win over Mississippi State (March 19, 2017).
- Walked a career-high three times against New Orleans, part of a 1-for-2 day at the plate with one run scored.
- Had at least one hit in each game against Alabama, including a three-hit day in game two (April 1), his third three-hit game of the year.

#17 LUKE BONFIELD • JR • OF • 6-3 • 215

CAREER HIGHS

Category	High	Opponent (Last)	Date
Hits	3	8x (at Missouri State)	4/11/17
Runs	4	2x (vs. Nebraska)	3/4/17
Doubles	2	2x (at Mo. St.)	5/3/16
Triples	1	at Missouri State	4/11/17
Home Runs	1	13x (at Alabama)	3/31/17
RBI	5	Miss. Valley St.	2/23/16
Walks	4	at LSU	5/7/16
Stolen Bases	--	--	--

CAREER VS. 2017 OPPONENTS

Team	AVG.	G-GS	AB	R	H	RBI	SB
Oklahoma State	.600	2-2	5	3	3	4	0
ULM	.667	1-1	3	0	2	1	0
Mississippi St.	.083	5-4	12	1	1	0	0
Missouri	.200	3-2	5	0	1	0	0
Grambling St.	.375	2-2	8	3	3	1	0
Alabama	.077	4-4	13	0	1	0	0
LSU	.176	5-4	17	2	3	3	0
Missouri St.	.364	4-3	11	1	4	2	0
Memphis	.200	1-1	5	1	1	1	0
Auburn	.300	3-3	10	3	3	3	0
Ole Miss	.333	5-4	18	4	6	2	0
Tennessee	.000	1-1	3	0	0	0	0
Vanderbilt	.000	1-0	2	0	0	0	0
Texas A&M	.333	5-5	21	4	7	7	0

2017 HIGHLIGHTS

- Notched first multi-hit game of season in first game of the year when going 2-for-4 with an RBI against Miami (Ohio).
- Hit first home run of the season against Louisiana Tech (3/1) as part of the nine-run comeback. Ended up 2-for-4 in the game.
- Matched his career-high in both runs scored and hits after going 3-for-4 with four runs scored and one RBI against Nebraska.
- Tied a career-high in hits for the second time this season after going a perfect 3-for-3 against ULM in game two of the midweek series.
- Notched the walk-off single in the bottom of the ninth against Rhode Island to earn Arkansas' fourth series victory of the year.
- Hit the go-ahead two-run home run in the first inning against Mississippi State (March 17, 2017), his fourth long ball of the season. Ended up 2-for-4 on the night, his team-leading eighth multi-hit game.
- Tied a career-high three hits against Alabama (March 31) with two runs scored, three RBIs and one home run.

#8 ERIC COLE • SO • OF • 5-11 • 195

CAREER HIGHS

Category	High	Opponent (Last)	Date
Hits	3	at Miss. St.	5/21/16
Runs	3	Miami (Ohio)	2/19/17
Doubles	1	5x (#13 LSU)	4/8/17
Triples	1	at Missouri St.	5/3/16
Home Runs	1	2x (#13 LSU)	4/7/17
RBI	2	5x (#13 LSU)	4/7/17
Walks	2	2x (Mississippi St.)	3/18/17
Stolen Bases	1	4x (at #18 Missouri)	3/24/17

CAREER VS. 2017 OPPONENTS

Team	AVG.	G-GS	AB	R	H	RBI	SB
La. Tech	.200	1-1	5	1	1	0	0
Oklahoma St.	.250	1-1	4	0	1	1	0
Miss. St.	.444	2-2	9	1	4	0	1
Missouri	.000	1-1	5	0	0	0	0
Grambling St.	.250	2-1	4	0	1	1	0
Alabama	.000	1-1	3	0	0	0	0
LSU	.400	1-1	5	0	2	0	0
Missouri St.	.667	1-1	3	1	2	2	0
Memphis	.250	1-1	4	0	1	0	0
Auburn	1.000	1-0	1	0	1	0	0
Ole Miss	.000	2-1	4	1	0	0	0

2017 HIGHLIGHTS

- Hit first career home run, the unconventional way, with an inside-the-park home run in the third inning against Miami (Ohio) (Feb. 19).
- It's the first inside-the-park home run by a Razorback since Andrew Benintendi against Mississippi Valley State in 2015.

#28 DOMINIC FLETCHER • FR • OF • 5-11 • 195

CAREER HIGHS

Category	High	Opponent (Last)	Date
Hits	3	2x (at #18 Missouri)	3/26/17
Runs	2	4x (Alcorn State)	3/15/17
Doubles	1	2x (at Louisiana Tech)	2/28/17
Triples	--	--	--
Home Runs	1	5x (Alcorn State)	3/15/17
RBI	3	ULM	3/8/17
Walks	1	7x (#13 LSU)	4/7/17
Stolen Bases	--	--	--

2017 HIGHLIGHTS

- Hit first collegiate home run against Miami (Ohio) (Feb. 17) in the seventh inning, a solo-shot, part of a 2-for-4 day with two runs scored.
- Became the first Razorback true freshman to hit a home run on Opening Day since Andy Wilkins did it against Wright State in 2008.
- Provided the insurance solo home run against Louisiana Tech (3/1), his second of the season.
- Set a season-high with a three RBI day against ULM in game two of the midweek series, part of a 2-for-5 day at the plate with two runs scored and a home run.
- Was one of three Razorbacks to hit a home run in game three against No. 18 Missouri (March 26).
- Currently leading all SEC freshman with six home runs on the year.

#3 JARED GATES • JR • INF • 6-0 • 190

CAREER HIGHS

Category	High	Opponent (Last)	Date
Hits	3	2x (#13 LSU)	4/7/17
Runs	1	4x (#13 LSU)	4/7/17
Doubles	1	2x (Grand Canyon)	4/5/17
Triples	--	--	--
Home Runs	1	2x (#13 LSU)	4/7/17
RBI's	2	3x (#13 LSU)	4/7/17
Walks	2	Grand Canyon	4/4/17
Stolen Bases	--	--	--

2017 HIGHLIGHTS

- Made his Razorback debut on March 22 against New Orleans after sitting out the first month of the season due to a hamate bone injury in his hand.
- Notched his first hit at Alabama (March 31), part of a perfect 3-for-3 day.
- Hit his first home run against Grand Canyon (April 4), a solo home run over the right field wall.
- Was on a four-game hitting streak leading up to the LSU series, hitting .467 during the span, after going hitless in his first six at-bats of the season.
- Had his second three-hit game of the year in game one against LSU (April 7), hitting one home run in the 9-3 victory.

#44 ALEX GOSSER • SR • C • 6-0 • 215

CAREER HIGHS

Category	High	Opponent (Last)	Date
Hits	2	6x (Grand Canyon)	4/5/17
Runs	3	ULM	3/7/17
Doubles	1	3x (at Auburn)	4/3/15
Triples	--	--	--
Home Runs	--	--	--
RBI's	2	Grand Canyon	4/5/17
Walks	2	2x (Bucknell)	6/1/14
Stolen Bases	--	--	--

CAREER VS. 2017 OPPONENTS

Team	AVG.	G-GS	AB	R	H	RBI	SB
Oklahoma St.	.000	1-0	0	0	0	0	0
Miss. St.	.000	1-0	0	0	0	0	0
Missouri	.667	1-0	3	1	2	1	0
Grambling St.	.000	1-0	1	0	0	0	0
Alabama	.286	4-3	7	0	2	0	0
LSU	.000	4-3	8	0	0	0	0
Missouri St.	.000	2-1	3	0	0	0	0
Georgia	.667	1-1	3	0	2	0	0
Memphis	.000	2-1	5	0	0	0	0
Auburn	.333	3-2	6	1	2	0	0
Ole Miss	.200	3-2	5	0	1	0	0
Tennessee	.000	1-1	3	0	0	0	0
Texas A&M	.250	5-3	12	1	3	2	0

2017 HIGHLIGHTS

- In his second appearance of the year, made the start at catcher against ULM (3/7/17), going 2-for-4 at the plate, tying a career-high.
- Scored from first on a Jax Biggers double to right-centerfield, one of a career-high three runs scored in the game.

#33 GRANT KOCH • SO • C • 6-0 • 195

CAREER HIGHS

Category	High	Opponent (Last)	Date
Hits	4	Bryant	2/26/17
Runs	3	2x (vs. Nebraska)	3/4/17
Doubles	2	3x (Alcorn State)	3/15/17
Triples	1	2x (Bryant)	2/24/17
Home Runs	1	10x (#13 LSU)	4/8/17
RBIs	4	3x (vs. Nebraska)	3/4/17
Walks	2	4x (at Missouri State)	4/11/17
Stolen Bases	1	Alcorn State	3/14/17

CAREER VS. 2017 OPPONENTS

Team	AVG.	G-GS	AB	R	H	RBI	SB
Oklahoma St.	.500	1-1	2	0	1	0	0
ULM	.000	1-1	1	0	0	0	0
Mississippi St.	.250	3-3	0	2	0	0	0
Grambling	.000	1-1	1	0	0	0	0
Alabama	.375	2-2	8	1	3	1	0
LSU	.000	1-0	1	0	0	0	0
Missouri St.	.286	2-2	7	1	2	2	0
Memphis	.750	1-1	4	2	3	1	0
Auburn	.000	1-0	1	0	0	0	0
Ole Miss	.250	2-2	8	0	2	2	0
Texas A&M	.000	1-0	0	0	0	0	0

2017 HIGHLIGHTS

- Hit a three-run home run in game three against Miami (Ohio) (Feb. 19), one three home runs in the game.
- Set a career-high in hits (4) against Bryant (2/26), part of a 4-for-6 day with two runs scored.
- Went 7-for-15 (.467) over three games against Bryant, hitting a home run and recording one double and one triple.
- Produced the best eight-game start, offensively, to a season by a Razorback catcher since Brady Toops in 2004. Koch was hitting a team-leading .389 with 12 RBIs and three home runs. Toops went 8-for-21 (.381) in 2004 with seven RBIs, three doubles, and four walks, while only starting five of the first eight games that year at catcher.
- Has started all 25 games this year, 21 as the catcher and is currently in a tie for sixth in the SEC, second among catchers with 27 RBIs.
- Went 3-for-5 with three RBIs and a home run against Louisiana Tech (3/1).
- Currently tied for second in the SEC in slugging percentage (.684).
- Hit a grand slam against Nebraska, part of a 2-for-3 day with three runs scored and two walks.
- Is currently tied for first in the SEC with eight home runs, 16th in the nation.
- Hit his sixth home run in the SEC opener against Mississippi State (March 17, 2017), one of three home runs hit in the game by Arkansas.
- Notched his seventh home run against New Orleans to give Arkansas a 3-0 lead in the fifth inning.
- Went 2-for-5 in game three against #18 Missouri (3/26), including his eighth home run of the year, a three-run shot.

#20 CARSON SHADDY • R-JR • 2B • 5-11 • 185

CAREER HIGHS

Category	High	Opponent (Last)	Date
Hits	3	9x (ULM)	3/7/17
Runs	3	Grand Canyon	4/5/17
Doubles	3	vs. Nebraska	3/4/17
Triples	1	4x (at #18 Missouri)	3/24/17
Home Runs	2	Miss. Valley St.	2/24/16
RBIs	6	Grambling St.	3/15/16
Walks	2	6x (Grand Canyon)	4/4/17
Stolen Bases	2	at Ole Miss	4/8/16

CAREER VS. 2017 OPPONENTS

Team	AVG.	G-GS	AB	R	H	RBI	SB
La. Tech	.500	1-1	2	1	1	1	0
Oklahoma St.	.556	3-2	9	3	5	2	0
ULM	.250	1-1	4	2	1	0	0
Mississippi St.	.214	5-3	14	1	3	1	0
Missouri	.077	3-3	13	0	1	1	0
Grambling St.	.667	2-2	6	3	4	6	0
Alabama	.188	4-3	16	1	3	1	0
LSU	.273	6-5	22	2	6	3	1
Missouri St.	.200	4-3	15	3	3	2	0
Georgia	.250	2-1	4	0	1	2	0
Memphis	.250	1-1	4	1	1	0	0
Auburn	.385	5-3	13	4	5	0	0
Ole Miss	.375	5-4	16	4	6	0	2
Tennessee	.000	2-0	2	0	0	0	0
Vanderbilt	.500	2-0	2	0	1	0	0
Texas A&M	.462	4-3	13	3	6	4	0

2017 HIGHLIGHTS

- Has started 28 of 30 games this season either at second base or third base.
- Is one of seven Razorbacks with more than one home run so far this year.
- Hit his second home run of the season in the ninth inning against Louisiana Tech (2/28) to keep a seven-game hitting streak alive.
- Extended that streak to eight-straight games, the second-longest hitting streak on the team this year.
- Singled home the tying run in the seventh inning against Louisiana Tech (March 1) to help the Razorbacks complete the nine-run come back.
- Set a new career-high of three doubles in a perfect 3-for-3 day against Nebraska, including five RBIs.
- Now has two games in his career with five RBIs or more (6 - Grambling State, 2016) and three games of four or more RBIs.
- Named Most Outstanding Player of the Frisco College Classic.
- Hit .556 over the three-game tournament at Dr. Pepper Ballpark with four of his five hits going for doubles.
- Recorded his second three-hit game of the year going a perfect 3-for-3 with two runs scored and three RBIs against ULM (March 7, 2017).
- Finished the Mississippi State series with two-straight two-hit games and a combined four RBIs and two home runs.
- Is the first player this season to have a home run in back-to-back games after hitting long balls in games two and three against Mississippi State.
- Hit .429 against Missouri, notching two hits in each of the three games and at least one extra-base hit in each game.
- In game one against the Tigers (3/24), notched a double and a triple in the 9-2 victory.
- Had the key hit in game three against Alabama (April 2), scoring two of the eventual game-winning runs. Was 1-for-12 in the series before the at-bat.

#24 CHAD SPANBERGER • JR • INF/OF • 6-3 • 235

CAREER HIGHS

Category	High	Opponent (Last)	Date
Hits	4	at Alabama	4/2/17
Runs	2	9x (at Missouri State)	4/11/17
Doubles	1	12x (at Missouri State)	4/11/17
Triples	1	3x (Grand Canyon)	4/4/17
Home Runs	1	11x (#13 LSU)	4/8/17
RBI's	5	#13 LSU	4/8/17
Walks	3	2x (ULM)	4/12/16
Stolen Bases	1	2x (at #18 Missouri)	3/24/17

CAREER VS. 2017 OPPONENTS

Team	AVG.	G-GS	AB	R	H	RBI	SB
Oklahoma St.	.000	2-2	7	0	0	0	0
ULM	.000	1-1	1	0	0	0	0
Mississippi St.	.286	5-2	7	0	2	1	0
Missouri	.250	2-1	4	1	1	0	0
Grambling	.000	1-1	4	0	0	0	0
Alabama	.071	5-4	14	0	1	2	0
LSU	.100	5-2	10	1	1	0	0
Missouri St.	.500	2-0	2	0	1	0	0
Memphis	.667	1-1	3	1	2	1	1
Auburn	.182	6-6	22	2	4	2	0
Ole Miss	.143	3-0	7	1	1	1	0
Tennessee	.000	2-1	2	0	0	0	0
Vanderbilt	.333	3-3	9	1	3	2	0
Texas A&M	.333	3-3	15	0	5	4	0

2017 HIGHLIGHTS

- Hit first home run of year in second inning of game three against Miami (Ohio), one of three home runs hit in game.
- Notched two multi-hit games against ULM during the midweek series, his second and third of the season.
- Broke out of a 4-for-30 (.133) hitting slump to go 2-for-5 in game two against Alcorn State, including hitting his second home run of the year.
- Only had two hits in the Mississippi State series, but hit his third home run of the year in game two (March 18, 2017), a three-run home run.
- Went 2-for-5 with three RBIs and a run scored against the Tigers in game one (3/24). Also swiped his second stolen base of his career.
- Tallied a career-high four hits against Alabama (April 2), one of five multi-hit performances in the last nine games.
- Hit home runs in back-to-back games against LSU (April 7-8). Part of a 3-for-4 day in game two against the Tigers that had him drive in a career-high five RBIs.

#9 JAX BIGGERS • SO • INF • 5-11 • 175

CAREER HIGHS

Category	High	Opponent (Last)	Date
Hits	4	at Louisiana Tech	3/1/17
Runs	3	Bryant	2/26/17
Doubles	1	5x (#13 LSU)	4/7/17
Triples	1	at Missouri State	4/11/17
Home Runs	1	2x (New Orleans)	3/22/17
RBI's	3	Bryant	2/25/17
Walks	2	4x (#13 LSU)	4/7/17
Stolen Bases	1	2x (#13 LSU)	4/8/17

2017 HIGHLIGHTS

- Hit first career home run against Louisiana Tech (3/1), part of a perfect 4-for-4 day at the plate with two runs scored.
- Is one of three Razorbacks (G. Koch) to have a four-hit game this season, the third-highest by an SEC player this year.
- Had three hits in his final six at-bats of the Mississippi State series including a 2-for-3 day in game three with one RBI and a run scored.
- Has five multi-hit performances over the last 12 games, including one in each SEC series.
- Went 3-for-4 in game two against LSU (April 8) with two runs scored and a walk for his 10th multi-hit game of the year, third of three hits or more.

#13 JORDAN MCFARLAND • FR • INF/OF • 6-3 • 200

CAREER HIGHS

Category	High	Opponent (Last)	Date
Hits	3	at Missouri State	4/11/17
Runs	2	2x (at Missouri State)	4/11/17
Doubles	--	--	--
Triples	--	--	--
Home Runs	1	at Louisiana Tech	3/1/17
RBIs	3	2x (Alcorn State)	3/15/17
Walks	2	2x (Alcorn State)	3/14/17
Stolen Bases	--	--	--

2017 HIGHLIGHTS

- Hit first collegiate home run at Louisiana Tech, which ended up being the go-ahead two-run home run to help Arkansas complete a nine-run comeback against the Bulldogs.
- Has made 11 starts in 12 appearances and is hitting .297 with two home runs and nine RBIs.
- Notched his second multi-RBI game of the year in game two against Alcorn State (March 15), hitting a two-run home run in the first inning, one of three home runs hit by the Razorbacks that inning.

QUICK FACTS

GENERAL INFORMATION

Location.....Fayetteville, Arkansas
Founded.....1871
Enrollment.....26,754
Nickname.....Razorbacks
School Colors.....Cardinal (PMS 202) and White
Conference.....Southeastern (Western Division)
System President.....Dr. Donald R. Bobbitt (Arkansas, 1980)
Chancellor.....Dr. Joseph E. Steinmetz (Central Michigan, 1977)
Athletic Director.....Jeff Long (Ohio Wesleyan, 1982)
Faculty Athletic Rep.....Dr. Sharon Hunt (Arkansas, 1973)
Athletics Website.....ArkansasRazorbacks.com
Ticket Office Phone.....1-800-982-HOGS
Athletic Department Phone.....(479) 575-6533

COACHING STAFF

Head Coach.....Dave Van Horn (Arkansas, 1988)
Record at Arkansas.....550-324 (14 seasons, .629)
Overall Division I Record.....870-481 (22 seasons, .644)
Overall as a Head Coach.....1,135-564 (28 seasons, .668)
Van Horn's DI Postseason App. (Total/at UA).....17/13
Van Horn's College World Series Appearances.....6
(Neb: 2001, 2002; Ark: 2004, 2009, 2012, 2015)
Assistant Coach/Recruiting Coordinator Tony Vitello (Missouri, 2002)
Pitching Coach.....Wes Johnson (Arkansas-Monticello, 1994)
Volunteer Assistant Coach.....Josh Elander (TCU, 2016)
Student Asst. Coach.....Rick Nomura
Dir. of Baseball Operations.....Clay Goodwin (Arkansas, 2005)
Athletic Trainer.....Corey Wood (East Carolina, 2008)
Strength & Conditioning.....Mike Strouhal (University of Saint Mary, 2003)
Managers.....Zach Barr
.....Michael McCann
.....Cale Petrie
.....Hayden Sutton

HISTORY

First Year of Arkansas Baseball.....1897
Years of Varsity Baseball at Arkansas.....94
(1897, 1901-03, 05, 08-16, 19-20, 22-29, 47-16)
All-Time Program Record.....2,103-1,344-6 (.610)
All-Time Conference Record/Years.....SEC: 361-360 (.501)/25
SWC: 264-205 (.563)/24
Combined: 625-565 (.525)/49
Conference Titles/Years.....SEC Overall: 2/1999, 2004
SEC Western Division: 4/1999, 2004, 2007, 2011
SWC: 2/1989, 1990
Conference Tournament Record/Years.....SEC: 28-37 (.431)/21
SWC: 18-25 (.419)/14
Combined: 46-62 (.426)/35
Conference Tournament Titles/Years.....SEC: None
SWC: 1/1985
NCAA Postseason Appearances.....28
(1973, 79-80, 83, 85-90, 95-96, 98-99, 2002-15)
NCAA Postseason Record.....71-61 (.538)
College World Series Appearances.....8
(1979, 1985, 1987, 1989, 2004, 2009, 2012, 2015)
College World Series Record.....11-16 (.407)
NCAA Super Regional Appearances.....6
(2002, 2004, 2009, 2010, 2012, 2015)
NCAA Super Regional Record.....9-6 (.600)
NCAA Regional Appearances.....27
NCAA Regional Record.....51-39 (.567)
Overall NCAA Regional Hosts.....5 (1999, 2004, 2006, 2007, 2010)
Best NCAA Finish.....1979 National Runner-up

GAME CREDENTIALS

Members of the media should contact John Thomas to request individual game credentials for Razorback home games. Credential requests should be made no later than noon (CT) the day before the scheduled contest and should be directed by e-mail to Thomas. Credential requests for away games should be made to the communications contact of the home team. Only fully accredited personnel directly involved in the coverage of the game will be admitted. Credentials are non-transferable.

INTERVIEW POLICIES

Please direct all requests for interviews with coaches and players to John Thomas. For home SEC weekends, Coach Dave Van Horn will hold his weekly press conference on Thursday with players and assistant coaches available following Thursday's practice. On road SEC weekends, Coach Van Horn will hold his weekly press conference on Wednesday with players and assistant coaches available following Wednesday's practice. Players are not available for interviews on gamedays, except for post-game interviews. Post-game press conferences are held in the indoor Pitching Development Center located down the third base line. Coach Van Horn and two or three most requested Razorback players will address the media. In the event of a doubleheader, the only Arkansas player available between games for interviews is the starting pitcher of game one. The Arkansas clubhouse is off limits to the media at all times.

E-MAIL UPDATES

Members of the media may request to be added to the Arkansas communications baseball e-mail group. Subscribers will receive game notes, game stories and other information. To subscribe, send a request to John Thomas. Please identify yourself and your organization in your request as this service is only available to members of the media.

GAMEDAY MEDIA SERVICES

The Arkansas communications staff provides scorecards, rosters, updated statistics and results for each team in the Baum Stadium press box prior to home games. Box scores, play-by-play and any postgame notes are disseminated approximately 10 minutes after the conclusion of the game. An Associated Press-style game story is also produced by the communications office. Members of the media may request these stories be sent to their organization via e-mail by contacting a member of the communications office.

WIRELESS INTERNET

The Baum Stadium press box is equipped with wireless internet for use by the media. Media members should log on to the "UARK Media" network by using a password that will be provided at the stadium.

GAMEDAY LIVE STATS

Live in-game stats will be provided at <http://arkansas.statbroadcast.com>.

FACILITIES/PARKING

The Arkansas baseball team conducts all games at Baum Stadium at George Cole Field. Baum Stadium is located just off Razorback Road south of Martin Luther King, Jr., Boulevard. There is space for media parking on game day. Only cars with a parking credential will be allowed access to the parking lot.

PHOTOGRAPHERS

No cameras are allowed on the Baum Stadium playing surface during games. Photographers are encouraged to use the photo wells at the end of each dugout and behind home plate.

ARKANSAS ATHLETIC COMMUNICATIONS

The University of Arkansas athletic communications office is located on the main floor of Bud Walton Arena behind the Hog Heaven Store with office hours from 8 a.m. to 5 p.m., Monday through Friday. You can often reach us at Bud Walton after hours, but if not, please leave a message on our voice mail system.

Office: 479-575-2751 | Cell: 479-313-2564
Fax: 479-575-7481 | Press Row: 479-575-6622

Mailing Address
Razorbacks Communications
P.O. Box 7777
Fayetteville, AR 72702-7777

2017 Schedule and Results

	Opponent	Score	WP	LP	SV	Attend	Time
FEBRUARY							
17	Miami (Ohio)	W, 7-0	B. Knight	C. Gnetz	--	9443	3:02
18	Miami (Ohio)	W, 5-1	T. Stephan	Z. Spears	--	10,891	2:37
19	Miami (Ohio)	W, 11-1	K. Kopps	G. Hartwig	--	9,020	3:12
24	Bryant	W, 11-8	D. Taccolini	M. Knych	J. Alberius	6,921	4:08
25	Bryant	W, 13-7	T. Stephan	S. Theetge	--	7,351	3:53
26	Bryant	W, 16-6	D. Taccolini	V. Morgese	--	6,529	4:04
28	at Louisiana Tech	L, 4-3	Ahlrich	J. Alberius	N. Harris	3,129	2:36
MARCH							
1	at Louisiana Tech	W, 13-10	B. Loseke	Z. Hamilton	--	2,901	3:25
3	vs. #5 Arizona	L, 3-0	J. Cloney	B. Knight	C. Ming	--	2:54
4	vs. Nebraska	W, 15-5	T. Stephan	J. Hohensee	--	10,102	3:45
5	vs. #14 Oklahoma State	L, 8-3	J. Elliott	J. Alberius	Cowan	8,120	3:31
7	ULM	W, 12-2	D. Taccolini	C. Hendrix	--	6,285	2:45
8	ULM	W, 11-2	K. Murphy	K. Backofen	--	6,347	2:41
10	Rhode Island	W, 5-2	B. Loseke	B. Whitman	--	--	3:27
	Rhode Island	W, 3-2	C. Chadwick	T. Barss	--	7,482	2:37
12	Rhode Island	L, 3-0	M. Murphy	J. Alberius	T. Barss	6,410	2:35
14	Alcorn State	W, 3-2	C. Chadwick	A. Acosta	--	6,143	2:57
15	Alcorn State	W, 11-3	K. Murphy	D. Belmont	--	6,211	2:56
17	Mississippi State*	W, 3-1	B. Knight	K. Pilkington	C. Chadwick	7,230	2:46
18	Mississippi State*	W, 5-4	T. Stephan	P. Plumlee	C. Chadwick	8,341	3:18
19	Mississippi State*	W, 6-1	J. Alberius	J. Mangum	D. Taccolini	7,828	2:50
22	New Orleans	W, 5-2	B. Loseke	C. DeMayo	K. Kopps	6,819	2:47
24	at #18 Missouri*	W, 9-2	B. Knight	T. Houck	D. Taccolini	638	3:07
25	at #18 Missouri*	L, 7-2	T. Sikkema	T. Stephan	--	711	3:08
26	at #18 Missouri*	W, 9-8	J. Alberius	A. Toelken	--	2,229	3:34
29	Grambling State			CANCELLED			
31	at Alabama*	W, 7-1	B. Knight	J. Walters	--	4,894	3:15
APRIL							
1	at Alabama*	L, 7-1	D. Duarte	T. Stephan	--	4,202	3:13
2	at Alabama*	W, 8-5	C. Chadwick	G. Suchey	--	4,483	3:39
4	Grand Canyon	W, 11-2	W. Rogers	G. Benavides	--	--	3:32
5	Grand Canyon	W, 6-2	K. Murphy	T. Hansen	--	6,318	3:04
7	#13 LSU*	W, 9-3	B. Knight	A. Lange	--	10,741	3:58
8	#13 LSU*	L, 10-8	M. Beck	C. Chadwick	H. Newman	11,827	3:49
9	#13 LSU*	L, 2-0	E. Walker	J. Alberius	--	9,016	2:30
11	at Missouri State	W, 12-4	M. Cronin	N. Witherspoon	--	2,540	4:05
13	Georgia*	--	Baum Stadium	--	SECN+	--	6:32 p.m.
14	Georgia*	--	Baum Stadium	--	SECN+	--	6:02 p.m.
15	Georgia*	--	Baum Stadium	--	SECN+	--	2:02 p.m.
18	Memphis	--	Baum Stadium	--	SECN+	--	6:32 p.m.
19	vs. Memphis	--	North Little Rock, Ark.	--	--	--	6:30 p.m.
21	at Auburn*	--	Auburn, Ala.	--	--	--	6 p.m.
22	at Auburn*	--	Auburn, Ala.	--	--	--	1 p.m.
23	at Auburn*	--	Auburn, Ala.	--	SECN	--	3 p.m.
25	vs. Kansas State	--	Kansas City, Mo.	--	CST	--	6 p.m.
27	Ole Miss*	--	Baum Stadium	--	SECN	--	6:02 p.m.
28	Ole Miss*	--	Baum Stadium	--	SECN	--	6:02 p.m.
29	Ole Miss*	--	Baum Stadium	--	SECN+	--	4:02 p.m.
MAY							
4	at Tennessee*	--	Knoxville, Tenn.	--	SECN	--	6 p.m.
5	at Tennessee*	--	Knoxville, Tenn.	--	--	--	5 p.m.
6	at Tennessee*	--	Knoxville, Tenn.	--	SECN	--	12 p.m.
12	Vanderbilt*	--	Baum Stadium	--	SECN+	--	6:32 p.m.
13	Vanderbilt*	--	Baum Stadium	--	SECN+	--	6:02 p.m.
14	Vanderbilt*	--	Baum Stadium	--	SECN+	--	1:02 p.m.
18	at Texas A&M*	--	College Station, Texas	--	--	--	6:30 p.m.
19	at Texas A&M*	--	College Station, Texas	--	--	--	6:30 p.m.
20	at Texas A&M*	--	College Station, Texas	--	SECN	--	11 a++m.

TV/Radio Roster



JARED GATES
Jr. • 6-0 • 190 • L/R
INF • Wichita, Kan.



MATT BURCH
Fr. • 5-8 • 175 • L/R
INF • Gurnee, Ill.




CODY SCROGGINS
So. • 6-0 • 185 • R/R
RHP • Bentonville, Ark.



HUNTER WILSON
Jr. • 5-10 • 170 • L/R
INF • Spiro, Okla.



JACK KENLEY
Fr. • 6-0 • 180 • L/R
INF • Germantown, Tenn.




ERIC COLE
So. • 5-11 • 195 • S/R
OF • Southlake, Texas




JAX BIGGERS
So. • 5-11 • 175 • L/R
INF • Missouri City, Texas



JOSH ALBERIUS
R-Sr. • 5-11 • 180 • R/R
RHP • Little Rock, Ark.



KEATON MCKINNEY
Jr. • 6-5 • 225 • R/R
RHP • Ankeny, Iowa



ALEX RONNEBAUM
Fr. • 6-4 • 195 • L/R
INF • Overland Park, Kan.



JORDAN MCFARLAND
Fr. • 6-3 • 220 • R/R
INF/OF • Waterloo, Ill.



JAKE ARLEDGE
Sr. • 5-9 • 180 • R/R
OF • Huntington Beach, Calif.




BLAINE KNIGHT
So. • 6-3 • 165 • R/R
RHP • Bryant, Ark.




LUKE BONFIELD
Jr. • 6-3 • 215 • R/R
OF • Skillman, N.J.



ANTHONY DAHL
So. • 6-4 • 200 • R/R
RHP • Angleton, Texas



CARSON SHADDY
R-Jr. • 5-11 • 185 • R/R
3B/C/OF • Fayetteville, Ark.



KACEY MURPHY
So. • 6-0 • 190 • L/L
LHP • Rogers, Ark.



CHAD SPANBERGER
Jr. • 6-3 • 240 • L/R
INF/OF • Granite City, Ill.



DOMINIC TACCOLINI
Sr. • 6-3 • 220 • R/R
RHP • Sugar Land, Texas




EVAN LEE
Fr. • 6-2 • 190 • L/L
LHP/OF • Bryant, Ark.




DOMINIC FLETCHER
Fr. • 5-9 • 175 • L/L
OF • Cypress, Calif.




ANGUS DENTON
Fr. • 5-11 • 160 • R/R
RHP • Beebe, Ark.



BRENDEN HEISS
Fr. • 6-1 • 190 • R/R
RHP • Algonquin, Ill.



MATT CRONIN
Fr. • 6-2 • 190 • L/L
LHP • Navarre, Fla.




GRANT KOCH
So. • 6-0 • 195 • R/R
C • Fayetteville, Ark.




JAKE REINDL
So. • 6-1 • 200 • R/R
RHP • Fayetteville, Ark.




JACOB KOSTYSHOCK
Fr. • 6-4 • 175 • R/R
RHP • O'Fallon, Mo.



CANNON CHADWICK
Sr. • 6-0 • 195 • R/R
RHP • Paris, Texas



WESTON ROGERS
So. • 6-4 • 215 • L/L
LHP • Springdale, Ark.



JORDAN RODRIGUEZ
Sr. • 5-11 • 190 • L/L
LHP • Houston, Texas



DYLAN THOMPSON
Fr. • 6-3 • 195 • L/L
LHP • Little Rock, Ark.




JAXON WILLIAMS
Fr. • 5-8 • 165 • R/R
INF • Rosenberg, Texas




SAMMY BLAIR
Fr. • 5-9 • 175 • R/R
OF • Navasota, Texas



ALEX GOSSER
Sr. • 6-0 • 215 • L/R
C • North Little Rock, Ark.




KEVIN KOPPS
R-Fr. • 6-0 • 195 • R/R
RHP • Sugar Land, Texas



BARRETT LOSEKE
So. • 6-0 • 180 • R/R
RHP • Tulsa, Okla.



TREVOR STEPHAN
Jr. • 6-5 • 225 • R/R
RHP • Magnolia, Texas




HARRISON HEFFLEY
Fr. • 6-3 • 180 • L/L
LHP • Rogers, Ark.




BEN BAILEY
Fr. • 5-10 • 180 • L/R
C • North Little Rock, Ark.



LUCAS KRULL
Fr. • 6-7 • 242 • L/L
LHP • Shawnee, Kan.




JACKSON RUTLEDGE
Fr. • 6-4 • 180 • L/L
LHP • Benton, La.



NOAH MILLER
Fr. • 6-4 • 180 • R/R
RHP • Van Buren, Ark.



ISAIAH CAMPBELL
So. • 6-4 • 220 • R/R
RHP • Olathe, Kan.



DAVE VAN HORN
Head Coach
15th Season



TONY VITELLO
Assistant Coach
4th Season



WES JOHNSON
Assistant Coach
1st Season