



ARKANSAS Baseball Game Notes

8 College World Series Appearances • 6 NCAA Super Regional Appearances
28 NCAA Tournament Appearances • 2 SEC Regular Season Titles • 4 SEC Western Division Titles

'17 SCHEDULE & RESULTS

FEBRUARY

17	MIAMI (OHIO)	W, 7-0
18	MIAMI (OHIO)	W, 5-1
19	MIAMI (OHIO)	W, 11-1
24	BRYANT	W, 11-8
25	BRYANT	W, 13-7
26	BRYANT	W, 16-6
28	at Louisiana Tech	L, 4-3

MARCH

1	at Louisiana Tech	W, 13-10
3	vs. No. 5 Arizona (Frisco, Texas)	L, 3-0
4	vs. Nebraska (Frisco, Texas)	W, 15-5
5	vs. No. 30 Oklahoma St. (Frisco Texas)	L, 8-3
7	ULM	W, 12-2
8	ULM	W, 11-2
10	RHODE ISLAND (DH)	W, 5-2
	RHODE ISLAND (DH)	W, 3-2
12	RHODE ISLAND	L, 3-0
14	ALCORN ST.	W, 3-2
15	ALCORN ST.	W, 11-3
17	MISSISSIPPI ST.*	W, 3-1
18	MISSISSIPPI ST.*	W, 5-4
19	MISSISSIPPI ST.*	W, 6-1
22	NEW ORLEANS	W, 5-2
24	at No. 18 Missouri*	W, 9-2
25	at No. 18 Missouri*	L, 7-2
26	at No. 18 Missouri*	W, 9-8
29	GRAMBLING ST.	Cancelled
31	at Alabama*	W, 7-1

APRIL

1	at Alabama*	L, 7-1
2	at Alabama*	W, 8-5
4	GRAND CANYON	W, 11-2
5	GRAND CANYON	W, 6-1
7	No. 13 LSU*	W, 9-3
8	No. 13 LSU*	L, 10-8
9	No. 13 LSU*	L, 2-0
11	at No. 28 Missouri St.	W, 12-4
13	GEORGIA*	W, 14-4
14	GEORGIA*	W, 5-4 (10 innings)
15	GEORGIA*	W, 11-3
18	MEMPHIS	W, 16-7
19	vs. Memphis (NLR, Ark.)	W, 2-0
21	at No. 10 Auburn*	L, 15-2
22	at No. 10 Auburn*	W, 7-3
23	at No. 10 Auburn*	L, 11-6
25	vs. Kansas St. (Kansas City, Mo.)	6 p.m.
27	OLE MISS*	6 p.m.
28	OLE MISS*	6 p.m.
29	OLE MISS*	4 p.m.

MAY

4	at Tennessee*	6 p.m.
5	at Tennessee*	5 p.m.
6	at Tennessee*	Noon
12	VANDERBILT*	6:30 p.m.
13	VANDERBILT*	6 p.m.
14	VANDERBILT*	1 p.m.
18	at Texas A&M*	6:30 p.m.
19	at Texas A&M*	6:30 p.m.
20	at Texas A&M*	11 a.m.
May 23-28	SEC Tournament (Hoover, Ala.)	TBA

All times Central; Home game in BOLD; * - SEC Game

APRIL 25 VS. KANSAS STATE | KANSAS CITY, MO. / KAUFFMAN STADIUM



KANSAS STATE WILDCATS

Record	21-19
Ranking	NR
Last Season	26-31
Head Coach	Brad Hill
Career Record	834-425-3 (23rd Season)
Record at KSU	416-334-3 (14th Season)



ARKANSAS RAZORBACKS

Record	32-10
Ranking	14
Last Season	26-29
Head Coach	Dave Van Horn
Career Record	1,167-574 (29th season)
Record at Arkansas	582-334 (15th Season)

SERIES BY THE NUMBERS (2017 STATS)

KANSAS ST.	OFFENSE	ARKANSAS	KANSAS ST.	PITCHING/DEFENSE	ARKANSAS
.261	Batting Avg.	.296	4.65	ERA	3.84
.402	Slugging Pct.	.462	358.0	Innings Pitched	373.0
.352	On-Base Pct.	.385	1	Complete Games	0
61	Doubles	64	12	Saves	8
10	Triples	8	1.63	Strikeout/Walk Ratio	3.09
36	Home Runs	54	.258	Opponent's Avg.	.238
172	Walks	179	48	Errors	36
41-of-53	Stolen Bases/Att	18-of-30	34	Double Plays	30s

All-time Series: Arkansas leads 29-20; All-time Series in Neutral Sites: Tied 1-1
All-time Series in Fayetteville: Arkansas leads 28-14; All-time Series in Manhattan: Kansas State leads 5-0

PROBABLE PITCHERS

TUE: ARK RHP Kevin Kopps vs. KSU TBA

RAZORBACK NOTES

BIG LEAGUE MATCHUP IN BIG LEAGUE PARK

- The 14th-ranked Razorbacks will play its final midweek game of the 2017 season when they travel to Kansas City to face Kansas State in the National College Baseball Hall of Fame's Classic at the K at Kauffman Stadium. This will be the second straight season that the Hogs will be playing at least one game in a major league ballpark. Last year, the Hogs went 3-0 in the Houston College Classic at Minute Maid Ballpark. This will also be the first meeting between the two programs since 2013 in the NCAA Manhattan Regional Final. Kansas State won that game, 4-3. However, Arkansas has won three of the last five meetings with Kansas State.

ANOTHER FOUR-HIT GAME FOR SPANBERGER

- Chad Spanberger's hot bat continued over the weekend at Auburn. Even though he had his 12-game hitting streak snapped in the first game of the series, the junior responded with a hit in game two and a four-hit game in game

three. All four hits were singles and it was his second four-hit game of the season. He's the first Razorback to have multiple four-hit games in the same season since Brian Anderson in 2013. Since conference play started, Spanberger is hitting .362 with seven home runs and 38 RBIs. Both of his four-hit games came in SEC play with the first against Alabama (April 2).

REINDL MOVING UP THE LADDER

- Sophomore Jake Reindl has been one of Arkansas' strongest arms out of the bullpen as of late and it may mean a more expanded role in the weeks to come. In 12 of his 13 appearances this year, Reindl hasn't given up more than two earned runs and has eight scoreless outings, seven consisting of two or more innings. In three of his last six appearances, the sophomore has totaled five strikeouts, all against SEC opponents (Alabama, LSU, Auburn). Reindl was particularly effective against Auburn in Saturday's win, throwing three good innings with only one walk and two hits.

MLB (8)

Name	Years at Arkansas	Club
Barrett Astin	2011-13	Cincinnati
Andrew Benintendi	2014-15	Boston
Logan Forsythe	2006-08	Los Angeles Dodgers
Craig Gentry	2005-06	Baltimore
Dallas Keuchel	2007-09	Houston
James McCann	2009-11	Detroit
Blake Parker	2004-06	Los Angeles Angels
Drew Smyly	2009-10	Seattle

AAA (5)

Name	Years at Arkansas	Club
D.J. Baxendale	2010-12	Rochester (MIN)
Mike Bolsinger	2008-10	Buffalo (TOR)
Brett Eibner	2008-10	Oklahoma City (LAD)
Matt Reynolds	2010-12	Las Vegas (NYM)
Ryne Stanek	2011-13	Durham (TB)

AA (5)

Name	Years at Arkansas	Club
Brian Anderson	2012-14	Jacksonville (MIA)
Jalen Beeks	2013-14	Portland (BOS)
Zack Cox	2009-10	Erie (DET)
Dominic Ficociello	2011-13	Erie (DET)
Nolan Sanburn	2011-12	Birmingham (CWS)

A-Advanced (3)

Name	Years at Arkansas	Club
Michael Bernal	2014-16	San Jose (SF)
Trey Killian	2013-15	Lancaster JetHawks (COL)
Jacob Morris	2011-13	Winston-Salem (CWS)

A (4)

Name	Years at Arkansas	Club
Zach Jackson	2014-16	Lansing (TOR)
Tyler Spoon	2013-15	Greenville (BOS)
James Teague	2014-16	Delmarva (BAL)
Bobby Wernes	2014-15	Quad City (HOU)

A-Short (1)

Name	Years at Arkansas	Club
Clark Eagan	2014-16	West Virginia (PIT)

Rookie (2)

Name	Years at Arkansas	Club
Tucker Pennell	2015-16	AZL Padres (SD)
Doug Willey	2016	Orem (LAA)

HOGS SWEEP MIDWEEK PAIR AGAINST MEMPHIS - The Razorbacks won their 10th and 11th straight midweek games of the season after dispatching Memphis in a two-game set this week. The Hogs outslugged the Tigers in a 16-7 win on Tuesday and then threw a combined one-hitter on Wednesday. Kacey Murphy and Josh Alberius threw the first one-hitter for Arkansas since 2013 and Murphy earned his fourth win of the year in a career-long seven-inning start.

BONFIELD NAMED SEC PLAYER OF THE WEEK AFTER GEORGIA SWEEP - Junior outfielder Luke Bonfield was named the SEC Player of the Week last week after hitting .400 over a four-game week with two home runs and 11 RBIs. The New Jersey native was a tough out against Georgia, going 5-for-14 (.357) at the plate with four of those hits coming with runners on base and three with two outs. His two-out home run in the seventh inning of game two against Georgia completed a two-run comeback to give the Hogs their first lead of the game, which they would go on to win, 5-4, in 10 innings.

LETHAL WITH TWO OUTS - Arkansas has been one of the SEC's best hitting teams with two outs this year. In just the series against Georgia, Hog hitters hit .409 with two outs and .385 with runners on base. In 5-4, 10-inning victory of game two, all of the Razorbacks' runs except the winning run were scored with two outs, including Luke Bonfield's go-ahead home run in the seventh. Overall, Arkansas is hitting .291 with two outs as a team and Jake Arledge leads all players with 17 hits in 39 at-bats (.436) with two outs.

RANKINGS CHECK - Arkansas held steady in the national rankings this week even with a series loss to now top-five Auburn. The Hogs are as high as No. 10 in the Collegiate Baseball Magazine poll and No. 14 in both the Perfect Game and USA Today/Coaches' Poll. In the important Ratings Percentage Index (RPI), the Razorbacks moved up to No. 12 in the nation, the third-highest SEC team.

KNIGHT NAMED TO GOLDEN SPIKES WATCH LIST - Sophomore right-handed pitcher Blaine Knight was one of 40 players across the nation named to the Golden Spikes Award Midseason Watch List last week. Knight follows former teammate Zach Jackson, who was on the preseason watch list last year, and former Hog outfielder Andrew Benintendi, who won the award in 2015 as the nation's top player. Knight has six wins on the year, five in conference play and has the third-best strikeout-to-walk ratio (6.00) in the conference.

KACEY MURPHY MID-WEEK ALL-STAR - Sophomore Kacey Murphy has been one of the bright spots in Arkansas' recent play in midweek games. Having started in six of his last nine appearances, with all six starts coming in midweek games, Murphy has built up a 2.70 ERA, allowing no more than three runs in any of those last nine appearances. Against Grand Canyon (April 5), Murphy struck out a career-high 10 batters over four innings, without allowing a run or a walk. It's the second time this year he's struck out nine or more batters and is one of four Razorbacks with at least one 10+ strikeout performance this year. On Wednesday against Memphis, Murphy no-hit the Tigers into the seventh inning, before a bunt single was the first hit. The seven innings was still a career-long.

SOOOOIEVILLE SLUGGERS - The Razorbacks have been hitting home runs at an unreal pace this year. Currently leading the SEC with 54 home runs this year, the Hogs have 12 more home runs than Kentucky, which is second in the league in long balls. The 54 homers is also the 12-most in the country. Arkansas is the only team in the SEC with five players with six or more home runs this year. Catcher Grant Koch and first baseman Chad Spanberger are tied for ninth in the SEC with nine home runs, while infielder Carson Shaddy and outfielder Luke Bonfield each have seven long balls.

Total HR	Total Runs	Pct. of Runs
54	306	31%

2017 SEC STANDINGS

		Conference				Overall			Last 10	Streak
		W	L	Win%	GB	W	L	Win%		
WESTERN	Mississippi State	13	5	.722	--	28	14	.667	8-2	W3
	Arkansas	12	6	.667	1.0	32	10	.762	7-3	L1
	Auburn	12	6	.667	1.0	30	12	.714	6-4	W1
	LSU	10	8	.556	3.0	27	14	.659	7-3	L1
	Texas A&M	10	8	.556	3.0	28	13	.683	8-2	L1
	Ole Miss	9	9	.500	4.0	25	15	.625	7-3	W2
EASTERN	Alabama	2	16	.111	11.0	15	25	.375	2-8	L3
	Kentucky	12	6	.667	--	28	13	.683	6-4	W1
	Florida	10	8	.556	2.0	27	13	.675	7-3	W1
	South Carolina	9	9	.500	3.0	24	15	.615	4-6	L1
	Vanderbilt	9	9	.500	3.0	25	16	.610	5-5	W1
	Missouri	8	10	.444	4.0	27	14	.659	5-5	L2
	Georgia	5	13	.278	7.0	16	25	.390	2-8	L1
	Tennessee	5	13	.278	7.0	20	17	.541	4-6	W1

This is
BASEBALL

Baseball America

Week 10 (April 24)

1. Oregon State	32-3
2. Louisville	33-6
3. North Carolina	31-9
4. TCU	30-8
5. Auburn	30-12
6. Clemson	33-8
7. Texas Tech	33-10
8. Mississippi State	28-14
9. Long Beach State	25-13
10. Kentucky	28-13
11. Florida	27-13
12. Virginia	33-10
13. Arizona	26-12
14. Cal State Fullerton	24-14
15. LSU	27-14
16. Arkansas	32-10
17. Wake Forest	29-13
18. Stanford	23-12
19. Texas A&M	28-13
20. Houston	27-12
21. Maryland	28-11
22. St. John's	29-5
23. Michigan	31-9
24. Mercer	35-7
25. West Virginia	23-15

D1Baseball.com

Week 10 (April 24)

1. Oregon State	32-3
2. Louisville	33-6
3. Clemson	33-8
4. North Carolina	31-9
5. TCU	30-8
6. Kentucky	28-13
7. Auburn	30-12
8. Texas Tech	33-10
9. Florida	27-13
10. Mississippi State	28-14
11. Long Beach State	25-13
12. Arizona	26-12
13. LSU	27-14
14. Virginia	33-10
15. Arkansas	32-10
16. Cal State Fullerton	24-14
17. Michigan	31-9
18. St. John's	29-5
19. Texas A&M	28-13
20. Stanford	23-12
21. Wake Forest	29-13
22. Maryland	28-11
23. Houston	27-12
24. UL-Lafayette	26-14-1
25. Southern Miss	30-12

Perfect Game

Week 10 (April 24)

1. Oregon State	32-3
2. Louisville	33-6
3. North Carolina	31-9
4. Clemson	33-8
5. TCU	30-8
6. Texas Tech	33-10
7. Florida	27-13
8. Kentucky	28-13
9. Virginia	33-10
10. Auburn	30-12
11. Mississippi State	28-14
12. Houston	27-12
13. Long Beach State	25-13
14. Arkansas	32-10
15. LSU	27-14
16. Arizona	26-12
17. Cal State Fullerton	24-14
18. Stanford	23-12
19. Maryland	28-11
20. Michigan	31-9
21. Mercer	35-7
22. USF	32-8
23. Wake Forest	29-13
24. South Carolina	24-15
25. Southern Miss	30-12

USA Today/ESPN

Week 10 (April 24)

1. Oregon State (31)	32-3
2. Louisville	33-6
3. Clemson	33-8
4. North Carolina	31-9
5. TCU	30-8
6. Texas Tech	33-10
7. Kentucky	28-13
8. Florida	27-13
9. Auburn	30-12
10. Virginia	33-10
11. LSU	27-14
12. Arizona	26-12
13. Mississippi State	28-14
14. Arkansas	32-10
15. Long Beach State	25-13
16. Cal State Fullerton	24-14
17. Michigan	31-9
18. St. John's	29-5
19. Wake Forest	29-13
20. Stanford	23-12
21. South Carolina	24-15
22. Texas A&M	28-13
23. Houston	27-12
24. Maryland	28-11
25. Southern Miss	30-12

Collegiate Baseball

Week 10 (April 24)

1. Oregon State	32-3
2. TCU	30-8
3. Louisville	33-6
4. North Carolina	31-9
5. Clemson	33-8
6. Texas Tech	33-10
7. Mississippi State	28-14
8. Auburn	30-12
9. Kentucky	28-13
10. Arkansas	32-10
11. St. John's	29-5
12. Virginia	33-10
13. Florida	27-13
14. LSU	27-14
15. Maryland	28-11
16. Long Beach State	25-13
17. Arizona	26-12
18. Cal State Fullerton	24-14
19. Gonzaga	24-14
20. UL-Lafayette	26-14-1
21. South Carolina	24-15
22. Vanderbilt	25-16
23. Wake Forest	29-13
24. San Diego	27-11
25. Michigan	31-9
26. West Virginia	23-15
27. McNeese State	28-11
28. Missouri State	27-13
29. Stanford	23-12
30. Southern Miss	30-12

NCBWA

Week 9 (April 17)

1. Oregon State	30-2
2. Louisville	31-4
3. North Carolina	29-7
4. Clemson	30-6
5. Texas Tech	31-8
6. Arizona	26-9
7. TCU	28-7
8. LSU	24-12
9. Cal State Fullerton	23-11
10. Arkansas	29-8
11. Virginia	29-9
12. Kentucky	25-12
13. Florida	24-12
14. Auburn	27-11
15. Michigan	29-7
16. Mississippi State	25-13
17. Long Beach State	22-12
18. Wake Forest	28-10
19. St. John's	26-5
20. Southern Miss	28-9
21. Oklahoma	27-12
22. Houston	25-10
23. South Carolina	22-13
24. West Virginia	21-13
25. Texas A&M	26-11
26. San Diego	25-9
27. Mercer	32-6
28. Oregon	23-10
29. Stanford	19-12
30. USF	29-7

Arkansas Week-By-Week in the Polls

	BA	D1	PG	USA TODAY	CB	NCBWA
Preseason	NR	NR	NR	NR	NR	NR
Week 1	NR	NR	NR	NR	NR	NR
Week 2	NR	24	NR	NR	NR	20
Week 3	NR	NR	NR	NR	NR	30
Week 4	NR	NR	NR	NR	NR	NR
Week 5	NR	NR	24	RV	29	28
Week 6	21	20	20	20	17	20
Week 7	16	15	10	15	14	15
Week 8	19	15	13	15	11	13
Week 9	16	14	11	14	9	10
Week 10	16	15	14	14	10	--
Week 11	--	--	--	--	--	--
Week 12	--	--	--	--	--	--
Week 13	--	--	--	--	--	--
Week 14	--	--	--	--	--	--
Week 15	--	--	--	--	--	--
Final	--	--	--	--	--	--

BA - Baseball America

ESPN - USA Today/ESPN

CB - Collegiate Baseball

NCBWA - National Collegiate Baseball Writers Association

PG - Perfect Game

D1 - D1Baseball.com



PERSONAL

Born: Sept. 17, 1960
 Hometown: Kansas City, Mo.
 Alma Mater: Arkansas (1988)
 Masters of Science: East Texas State Univ. (1992)
 Wife: Karen
 Children: Hollan, Mariel
 Named Head Coach at Arkansas: June 21, 2002

PLAYING HISTORY

1982-1984 Atlanta Braves Organization
 1982 MLB Draft: 10th Rd (Braves)
 1982 Arkansas
 1980-1981 McLennan (Texas) CC

COACHING HONORS

2004 SEC Coach of the Year
 2001 Baseball America National Coach of the Year
 2001 BIG 12 Coach of the Year
 2001 ABCA Midwest Region Coach of the Year
 2000 ABCA Midwest Region Coach of the Year
 1997 Southland Coach of the Year
 1995 Southland Coach of the Year
 1994 NCAA Division II Coach of the Year
 1994 ABCA Central Region Coach of the Year

HALL OF FAME

2013 Inducted into Winnetonka HS HOF
 2012 Inducted into Ban Johnson League HOF
 2001 Inducted into Central Missouri State HOF

After finishing his 14th season at the helm of the Arkansas baseball program in 2015-16, head coach Dave Van Horn continues to elevate the Razorbacks to one of the nation's premier teams year in and year out. Over his 14 seasons as head Hog, Van Horn has led Arkansas to four College World Series appearances, 13 NCAA Tournament berths, one Southeastern Conference overall title, three SEC Western Division championships and a total of 550 wins.

The highly decorated coach has both individual and team honors throughout his 27-year coaching resume, beginning at Texarkana (Texas) Community College all the way through the present. Individually, he has been named national coach of the year twice, regional coach of the year twice and conference coach of the year four times. His teams have made six College World Series appearances, won five outright conference championships, a Division II National Championship and made 17 appearances in the NCAA Tournament. Van Horn is one of only 11 coaches in NCAA history to lead two programs to the College World Series.

Since joining the Razorbacks as head coach, Van Horn has led his teams to an SEC Championship, three SEC Western Division titles, 14 NCAA Tournament berths and four College World Series appearances. His players have earned 17 All-America honors, 24 All-SEC nods, 104 SEC Academic Honor Roll spots and 11 Capital One Academic All-District accolades. Not resting on his laurels, Van Horn has kept his competitive juices flowing as he seeks to bring a national championship to his alma mater.

With Van Horn's success over the years, fans have also flocked to Baum Stadium and last year was no different. In 2016, Arkansas finished fourth in the nation in average attendance (7,815) and fifth in total attendance (265,718). It's the fourth straight year that Arkansas has finished in the top-five nationally in attendance, while boasting one of the best stadiums in college baseball.

DVH AGAINST 2017 OPPONENTS				
	W/L	Home	Away	Neutral
Alabama	27-23	14-7	11-13	2-3
Alcorn State	3-0	3-0	--	--
Arizona	0-2	--	--	0-2
Auburn	25-20	12-9	13-11	--
Bryant	4-1	3-0	--	1-1
Georgia	20-13	12-6	8-6	0-1
Grambling State	5-0	5-0	--	--
Grand Canyon	2-0	2-0	--	--
Kansas State	12-7	7-0	4-7	1-0
Louisiana Monroe	4-1	3-1	--	1-0
Louisiana State (LSU)	17-36	9-15	7-14	1-7
Louisiana Tech	15-4	6-1	6-3	3-0
Memphis	7-1	2-0	3-0	2-1
Miami (Ohio)	4-0	3-0	--	1-0
Mississippi State	24-23	13-11	10-11	1-1
Missouri	9-3	4-2	5-1	0-0
Missouri State	16-7	9-5	7-2	--
Nebraska	4-5	2-2	1-3	1-0
New Orleans	3-0	3-0	--	--
Oklahoma State	5-5	2-3	2-1	1-1
Ole Miss	20-30	8-13	8-13	4-4
Rhode Island	2-1	2-1	--	--
Tennessee	20-12	9-5	9-6	2-1
Texas A&M	9-8	5-4	3-4	1-0
Texas Tech	2-0	--	--	2-0
Vanderbilt	14-19	10-7	6-8	0-4

VAN HORN'S CAREER NUMBERS

Year	School	Record	Pct.	Conf.	Place	Tourn.	NCAA
1989	Texarkana CC	39-18	.684	NA	NA	NA	--
1990	Texarkana CC	44-14	.759	NA	NA	NA	--
1991	Texarkana CC	45-12	.789	NA	NA	NA	--
1992	Texarkana CC	48-10	.827	NA	1st	NA	--
1993	Texarkana CC	38-18	.678	NA	NA	NA	--
	<i>Totals</i>	<i>214-72</i>	<i>.748</i>	--	--	--	--
1994	Central Missouri State	51-11	.823	15-1	1st (Div.)	1st (4-1)	NCAA DII Champs
	<i>Totals</i>	<i>51-11</i>	<i>.823</i>	<i>15-1</i>	--	<i>1 (4-1)</i>	--
1995	Northwestern State	37-15	.711	19-5	1st	DNP (0-2)	--
1996	Northwestern State	34-27	.557	14-16	2nd (Div.)	2nd (3-2)	--
1997	Northwestern State	35-23	.603	19-9	1st	DNP (0-2)	--
	<i>Totals</i>	<i>106-65</i>	<i>.620</i>	<i>52-30</i>	--	<i>3 (3-6)</i>	--
1998	Nebraska	24-20	.545	10-13	7th	DNQ	DNQ
1999	Nebraska	42-18	.700	16-9	5th	1st (4-0)	NCAA (1-2)
2000	Nebraska	51-17	.750	21-9	2nd	1st (5-1)	NCAA (4-2)
2001	Nebraska	50-16	.758	20-8	1st	1st (4-0)	CWS (5-2)
2002	Nebraska	47-21	.691	16-11	2nd	2nd (3-1)	CWS (5-3)
	<i>Totals</i>	<i>214-92</i>	<i>.699</i>	<i>67-39</i>	--	<i>4 (16-2)</i>	<i>4 (15-9)</i>
2003	Arkansas	35-22	.612	14-16	6th West	T-7th (0-2)	NCAA (1-2)
2004	Arkansas	45-24	.652	19-11	T-1st Overall	4th (2-2)	CWS (6-3)
2005	Arkansas	39-22	.636	13-17	T-5th West	T-7th (0-2)	NCAA (2-2)
2006	Arkansas	39-21	.650	18-12	2nd West	T-7th (0-2)	NCAA (1-2)
2007	Arkansas	43-21	.672	18-12	1st West	2nd (3-1)	NCAA (2-2)
2008	Arkansas	34-24	.586	14-15	4th West	DNQ	NCAA (0-2)
2009	Arkansas	41-24	.631	14-15	4th West	4th (2-2)	CWS (7-2)
2010	Arkansas	43-21	.672	18-12	2nd West	T-7th (0-2)	NCAA (3-3)
2011	Arkansas	40-22	.645	15-15	1st West	T-3rd (2-2)	NCAA (2-2)
2012	Arkansas	46-22	.676	16-14	T-2nd West	T-9th (0-2)	CWS (7-3)
2013	Arkansas	39-22	.639	18-11	2nd West	T-3rd (2-1)	NCAA (2-2)
2014	Arkansas	40-25	.615	16-14	4th West	T-3rd (3-2)	NCAA (2-2)
2015	Arkansas	40-25	.615	17-12	3rd West	T-5th (2-2)	CWS (5-3)
2016	Arkansas	26-29	.473	7-23	7th West	DNQ	DNQ
2017	Arkansas	32-10	.762	12-6	--	--	--
	<i>Totals</i>	<i>582-334</i>	<i>.635</i>	<i>229-205</i>	--	<i>12 (16-22)</i>	<i>13 (40-30)</i>
<i>Career Totals</i>		<i>1167-574</i>	<i>.670</i>	<i>363-275</i>	--	<i>39-31 (.557)</i>	<i>55-39 (.585)</i>

Numerical Roster

No.	Player	Pos.	B/T	Yr.	Ht.	Wt.	Hometown/Previous School
3	Jared Gates	INF	L/R	Jr	6-0	190	Wichita, Kan. / Wichita Northwest HS / Iowa West. CC
4	Matt Burch	INF	L/R	Fr	5-8	175	Gurnee, Ill. / Warren Township HS
5	Cody Scroggins	RHP	R/R	So	6-0	185	Bentonville, Ark. / Bentonville HS
6	Hunter Wilson	INF	L/R	Jr	5-10	170	Spiro, Okla. / Spiro HS / Stephen F. Austin / Eastern Ok. St. JC
7	Jack Kenley	INF	L/R	Fr	6-0	180	Germantown, Tenn. / Houston HS
8	Eric Cole	OF	S/R	So	5-11	195	Southlake, Texas / Southlake Carroll HS
9	Jax Biggers	INF	L/R	So	5-11	175	Missouri City, Texas / Ridge Point HS / Cisco JC
10	Josh Alberius	RHP	R/R	R-Sr	5-11	180	Little Rock, Ark. / Little Rock Christian Academy
11	Keaton McKinney	RHP	R/R	Jr	6-5	225	Ankeny, Iowa / Centennial HS
12	Alex Ronnebaum	INF	L/R	Fr	6-4	195	Overland Park, Kan. / Blue Valley West HS
13	Jordan McFarland	INF/OF	R/R	Fr	6-3	220	Waterloo, Ill. / Waterloo HS
15	Jake Arledge	OF	R/R	Sr	5-9	180	Huntington Beach, Calif. / Panola JC
16	Blaine Knight	RHP	R/R	So	6-3	165	Bryant, Ark. / Bryant HS
17	Luke Bonfield	OF	R/R	Jr	6-3	215	Skillman, N.J. / IMG Academy
18	Anthony Dahl	RHP	R/R	So	6-4	200	Angleton, Texas / Brazoswood HS
20	Carson Shaddy	3B/C/OF	R/R	R-Jr	5-11	185	Fayetteville, Ark. / Fayetteville HS
21	Kacey Murphy	LHP	L/L	So	6-0	190	Rogers, Ark. / Rogers Heritage HS
24	Chad Spanberger	INF/OF	L/R	Jr	6-3	240	Granite City, Ill. / Granite City HS
25	Dominic Taccolini	RHP	R/R	Sr	6-3	220	Sugar Land, Texas / Kempner HS
27	Evan Lee	LHP/OF	R/L	Fr	6-2	190	Bryant, Ark. / Bryant HS
28	Dominic Fletcher	OF	L/L	Fr	5-9	175	Cypress, Calif. / Cypress HS
29	Angus Denton	RHP	R/R	Fr	5-11	160	Beebe, Ark. / Beebe HS
30	Brenden Heiss	RHP	R/R	Fr	6-1	190	Algonquin, Ill. / Jacobs HS
32	Matt Cronin	LHP	L/L	Fr	6-2	190	Navarre, Fla. / Navarre HS
33	Grant Koch	C	R/R	So	6-0	195	Fayetteville, Ark. / Fayetteville HS
34	Jake Reindl	RHP	R/R	So	6-1	200	Fayetteville Ark. / Shiloh Christian
35	Jacob Kostyshock	RHP	R/R	Fr	6-4	175	O'Fallon, Mo. / Francis Howell HS
36	Cannon Chadwick	RHP	R/R	Sr	6-0	195	Paris, Texas / Paris Junior College
37	Weston Rogers	LHP	L/L	So	6-4	215	Springdale, Ark. / Har-Ber HS
38	Jordan Rodriguez	LHP	L/L	Sr	5-11	190	Houston, Texas / Alvin CC
39	Dylan Thompson	LHP	L/L	Fr	6-3	195	Little Rock, Ark. / Catholic HS
42	Jaxon Williams	INF	R/R	Fr	5-8	165	Rosenberg, Texas / B.F. Terry HS
43	Sammy Blair	OF	R/R	Fr	5-9	175	Navasota, Texas / Navasota HS
44	Alex Gosser	C	L/R	Sr	6-0	215	North Little Rock, Ark. / North Little Rock HS
45	Kevin Kopps	RHP	R/R	R-Fr	6-0	195	Sugar Land, Texas / George Ranch HS
46	Barrett Loseke	RHP	R/R	So	6-0	180	Tulsa, Okla. / Jenks HS
48	Trevor Stephan	RHP	R/R	Jr	6-5	225	Magnolia, Texas / Magnolia West HS / Hill College
49	Harrison Heffley	LHP	L/L	Fr	6-3	180	Rogers, Ark. / Rogers HS
50	Ben Bailey	C	L/R	Fr	5-10	180	North Little Rock, Ark. / North Little Rock HS
51	Lucas Krull	LHP	L/L	Fr	6-7	242	Shawnee, Kan. / Mill Valley HS
52	Jackson Rutledge	LHP	L/L	Fr	6-4	180	Benton, La. / Benton HS
53	Noah Miller	RHP	R/R	Fr	6-4	180	Van Buren, Ark. / Van Buren HS
54	Zack Plunkett	RHP/C	R/R	Jr	6-2	205	Hurst, Texas / TCU / L.D. Bell HS
55	Isaiah Campbell	RHP	R/R	So	6-4	220	Olathe, Kan. / Olathe South HS

Coaches and Support Staff

Head Coach:	2 Dave Van Horn, 15th Season (Arkansas, 1988)
Assistant Coach:	22 Tony Vitello, 4th Season (Missouri, 2002)
Assistant Coach:	40 Wes Johnson 1st Season (Arkansas-Monticello 1994)
Volunteer Assistant Coach:	14 Josh Elander, 1st Season (TCU, 2016)
Student Asst. Coaches:	1 Rick Nomura, 1st Season; 41 Cullen Gassaway, 1st Season
Director of Operations:	Clay Goodwin, 10th Season (Arkansas, 2005)
Athletic Trainer:	Corey Wood (East Carolina, 2008)
Strength & Conditioning	Mike Strouhal (University of Saint Mary, 2003)
Managers:	Michael McCann, Hayden Sutton, Zach Barr, Cale Petrie

Pronunciation Guide

Josh Alberius	al-BEER-ee-us	Carson Shaddy	shad-EE
Grant Koch	Cook	Trevor Stephan	STEF-fin
Brenden Heiss	HIGH-sss	Dominic Taccolini	Dom-i-nick Tac-O-Lee-nee
Jacob Kostyshock	COST-ee-shock	Josh Elander	EE-Lander
Barrett Loseke	LOW-ski	Tony Vitello	VIE-tell-oh
Rick Nomura	NO-mura		
Jake Reindl	RINE-dull		
Alex Ronnebaum	Ronnie-Baum		

2017 Overall Statistics



2017 Arkansas Baseball Overall Statistics for Arkansas (as of Apr 23, 2017) (All games Sorted by Batting avg)



Record: 32-10 Home: 24-3 Away: 7-5 Neutral: 1-2 SEC: 12-6

Player	avg	gp-gs	ab	r	h	2b	3b	hr	rbi	tb	slg%	bb	hp	so	gdp	ob%	sf	sh	sb-att	po	a	e	fld%
9 Jax Biggers	.353	41-40	133	37	47	9	1	3	21	67	.504	22	3	19	1	.453	1	3	3-4	43	102	4	.973
17 Luke Bonfield	.321	42-42	165	31	53	9	1	7	38	85	.515	18	1	24	5	.381	5	1	0-1	43	0	1	.977
24 Chad Spanberger	.316	38-36	152	35	48	6	1	9	44	83	.546	14	5	41	3	.387	2	0	1-1	218	18	6	.975
15 Jake Arledge	.315	38-37	143	36	45	4	0	3	22	58	.406	23	7	32	1	.431	1	5	5-8	76	5	0	1.000
33 Grant Koch	.310	41-41	155	31	48	11	1	9	33	88	.568	25	1	26	3	.409	0	0	1-2	315	34	1	.997
20 Carson Shaddy	.292	40-40	144	33	42	6	2	8	37	76	.528	17	11	45	0	.402	2	0	5-8	76	81	13	.924
8 Eric Cole	.262	34-30	122	21	32	7	0	3	11	48	.393	9	2	18	3	.323	0	3	2-2	28	0	0	1.000
28 Dominic Fletcher	.257	38-37	140	26	36	3	1	6	24	59	.421	13	4	22	2	.331	3	3	0-1	81	2	1	.988

27 Evan Lee	.353	11-7	34	11	12	2	0	0	4	14	.412	5	1	7	0	.450	0	0	0-0	3	1	0	1.000
6 Hunter Wilson	.310	14-10	29	3	9	0	0	0	6	9	.310	3	1	2	0	.394	0	1	0-1	4	16	0	1.000
44 Alex Gosser	.304	13-5	23	5	7	1	0	1	4	11	.478	1	0	1	1	.308	2	0	0-0	79	2	0	1.000
13 Jordan McFarland	.292	24-17	65	14	19	0	0	2	10	25	.385	9	1	20	0	.382	1	0	1-1	107	4	1	.991
3 Jared Gates	.281	18-18	64	11	18	2	0	3	8	29	.453	8	4	15	2	.395	0	0	0-0	8	22	0	1.000
42 Jaxon Williams	.233	20-10	43	7	10	2	1	0	14	14	.326	7	0	17	1	.333	1	0	0-0	20	28	3	.941
4 Matt Burch	.179	14-6	28	1	5	2	0	0	0	7	.250	2	0	5	0	.233	0	0	0-0	1	6	0	1.000
7 Jack Kenley	.000	23-2	16	3	0	0	0	0	0	0	.000	2	3	8	1	.238	0	1	0-1	1	18	0	1.000
10 Josh Alberius	.000	2-0	0	0	0	0	0	0	0	0	.000	0	0	0	0	.000	0	0	0-0	1	7	0	1.000
36 Cannon Chadwick	.000	1-0	0	1	0	0	0	0	0	0	.000	1	0	0	0	1.000	0	0	0-0	2	3	1	.833
Totals	.296	42	1456	306	431	64	8	54	276	673	.462	179	44	302	23	.385	18	17	18-30	1119	385	36	.977
Opponents	.238	42	1399	177	333	64	3	32	161	499	.357	135	37	417	27	.319	10	12	18-29	1065	375	60	.960

LOB - Team (349), Opp (298). DPs turned - Team (30), Opp (27). CI - Team (1), G. Koch 1, Opp (6). IBB - Team (3), C Spanberger 1, D. Fletcher 1, C. Shaddy 1. Picked off - C. Shaddy 1, L. Bonfield 1.

(All games Sorted by Earned run avg)

Player	era	w-l	app	gs	cq	sho	sv	ip	h	r	er	bb	so	2b	3b	hr	b/avg	wp	hp	bks	sfa	sha
16 Blaine Knight	3.13	6-2	10	10	0	0/1	0	54.2	45	20	19	10	60	12	0	5	.222	2	2	1	1	1
48 Trevor Stephan	3.42	4-2	10	10	0	0/0	0	50.0	42	24	19	11	66	6	0	5	.221	3	5	0	3	3

32 Matt Cronin	1.80	2-0	8	0	0	0/0	0	10.0	6	2	2	5	16	1	0	1	.171	0	1	0	0	0
21 Kacey Murphy	2.70	4-0	13	6	0	0/1	0	30.0	29	9	9	11	41	4	0	2	.261	0	2	0	1	0
34 Jake Reindl	2.86	1-0	13	0	0	0/1	1	28.1	22	9	9	7	29	5	1	1	.216	3	2	0	0	1
36 Cannon Chadwick	3.38	4-2	16	0	0	0/1	2	29.1	21	16	11	9	38	4	1	1	.196	6	7	1	2	1
30 Brenden Heiss	3.60	0-0	4	0	0	0/0	0	5.0	3	2	2	3	3	0	0	1	.188	0	1	0	0	0
46 Barrett Loseke	3.65	3-0	13	2	0	0/0	0	24.2	20	10	10	15	27	3	0	2	.222	3	4	0	0	2
5 Cody Scroggins	3.86	0-0	3	0	0	0/0	0	2.1	3	1	1	1	1	0	1	0	.273	1	1	0	0	0
45 Kevin Kopps	3.99	2-0	13	2	0	0/0	1	29.1	28	13	13	16	25	6	0	2	.259	4	2	0	0	1
27 Evan Lee	4.26	0-0	10	1	0	0/0	0	12.2	12	7	6	5	14	3	0	4	.235	2	1	0	0	1
10 Josh Alberius	4.31	2-4	14	9	0	0/1	2	39.2	45	23	19	11	34	8	0	4	.292	0	2	0	1	1
29 Angus Denton	4.35	0-0	7	0	0	0/0	0	10.1	9	5	5	3	10	3	0	2	.225	0	1	0	0	0
25 Dominic Taccolini	4.99	3-0	13	2	0	0/0	2	30.2	28	18	17	16	34	3	0	1	.246	6	5	0	2	1
37 Weston Rogers	8.18	1-0	10	0	0	0/0	0	11.0	12	11	10	6	13	5	0	1	.273	2	0	0	0	0
35 Jacob Kostyshock	8.31	0-0	5	0	0	0/0	0	4.1	5	4	4	5	5	0	0	0	.278	1	1	0	0	0
55 Isaiah Campbell	40.50	0-0	1	0	0	0/0	0	0.2	3	3	3	1	1	1	0	0	.600	1	0	0	0	0
Totals	3.84	32-10	42	42	0	2/2	8	373.0	333	177	159	135	417	64	3	32	.238	34	37	2	10	12
Opponents	6.77	10-32	42	42	2	3/2	6	355.0	431	306	267	179	302	64	8	54	.296	52	44	7	18	17

PB - Team (3), G. Koch 2, A. Gosser 1, Opp (16). Pickoffs - Team (9), J. Alberius 3, K. Murphy 2, B. Knight 2, C. Chadwick 1, K. Kopps 1, Opp (2). SBA/ATT - G. Koch (13-23), T. Stephan (7-7), A. Gosser (4-4), K. Murphy (2-4), D. Taccolini (2-3), B. Knight (1-3), J. Alberius (1-3), K. Kopps (1-2), C. Chadwick (0-2), W. Rogers (2-2), E. Lee (1-1), B. Loseke (1-1), C. Shaddy (1-1), J. Reindl (0-1).





2017 Arkansas Baseball Conference statistics for Arkansas (as of Apr 23, 2017) (SEC games only Sorted by Batting avg)



Record: 12-6 Home: 7-2 Away: 5-4 SEC: 12-6

Player	avg	gp-gs	ab	r	h	2b	3b	hr	rbi	tb	slg%	bb	hp	so	gdp	ob%	sf	sh	sb-att	po	a	e	fld%
8 Eric Cole	.364	15-14	55	10	20	6	0	1	5	29	.527	4	1	5	1	.417	0	2	1-1	10	0	0	1.000
9 Jax Biggers	.356	18-18	59	17	21	4	0	1	7	28	.475	9	1	10	0	.443	1	0	1-2	20	45	3	.956
24 Chad Spanberger	.350	18-18	80	17	28	3	0	6	27	49	.613	6	0	22	1	.391	1	0	1-1	114	11	3	.977
17 Luke Bonfield	.338	18-18	71	11	24	4	0	4	15	40	.563	7	1	9	3	.400	1	1	0-0	22	0	1	.957
20 Carson Shaddy	.296	18-18	71	11	21	2	1	4	18	37	.521	3	3	21	0	.346	1	0	1-2	34	41	6	.926
33 Grant Koch	.290	18-18	69	12	20	2	0	3	8	31	.449	10	0	13	3	.380	0	0	0-0	154	13	0	1.000
15 Jake Arledge	.261	17-17	69	13	18	2	0	0	6	20	.290	9	4	16	0	.378	0	2	1-2	36	0	0	1.000
28 Dominic Fletcher	.224	18-18	67	5	15	0	0	1	6	18	.269	4	2	11	2	.280	2	3	0-1	49	1	1	.980

27 Evan Lee	.400	4-1	5	3	2	0	0	0	0	2	.400	4	0	1	0	.667	0	0	0-0	0	0	0	.000
44 Alex Gosser	.333	3-0	3	1	1	0	0	1	1	4	1.333	0	0	0	0	.333	0	0	0-0	7	0	0	1.000
13 Jordan McFarland	.294	9-4	17	3	5	0	0	0	1	5	.294	1	0	7	0	.333	0	0	0-0	19	0	1	.950
3 Jared Gates	.279	12-12	43	8	12	1	0	2	4	19	.442	3	2	10	1	.354	0	0	0-0	5	16	0	1.000
42 Jaxon Williams	.125	4-2	8	0	1	0	0	0	1	1	.125	2	0	4	0	.300	0	0	0-0	1	3	0	1.000
4 Matt Burch	.000	5-3	10	0	0	0	0	0	0	0	.000	0	0	2	0	.000	0	0	0-0	0	0	0	.000
7 Jack Kenley	.000	13-1	9	1	0	0	0	0	0	0	.000	0	1	6	0	.100	0	1	0-0	0	10	0	1.000
Totals	.296	18	636	112	188	24	1	23	99	283	.445	62	15	137	11	.369	6	9	5-9	477	161	16	.976
Opponents	.260	18	607	91	158	34	0	18	80	246	.405	61	19	165	15	.343	6	5	11-15	468	179	20	.970

LOB - Team (151), Opp (130). DPs turned - Team (17), Opp (14). CI - Team (0), Opp (3). IBB - Team (3), D. Fletcher 1, C. Shaddy 1, C. Spanberger 1. Picked off - L. Bonfield 1.

(SEC games only Sorted by Earned run avg)

Player	era	w-l	app	gs	cg	sho	sv	ip	h	r	er	bb	so	2b	3b	hr	b/avg	wp	hp	bks	sfa	sha
16 Blaine Knight	3.31	5-1	6	6	0	0/0	0	35.1	27	13	13	9	37	7	0	4	.209	2	1	1	1	0
10 Josh Alberius	5.30	2-1	6	6	0	0/0	0	18.2	28	12	11	6	12	5	0	3	.354	0	1	0	1	1
48 Trevor Stephan	5.88	1-2	6	6	0	0/0	0	26.0	32	19	17	4	34	5	0	4	.299	2	4	0	1	2

32 Matt Cronin	0.00	0-0	1	0	0	0/0	0	1.0	1	0	0	1	1	0	0	0	.333	0	1	0	0	0
35 Jacob Kostyshock	0.00	0-0	1	0	0	0/0	0	0.0	0	0	0	2	0	0	0	0		0	0	0	0	0
34 Jake Reindl	0.56	1-0	5	0	0	0/0	1	16.0	7	1	1	3	21	2	0	0	.132	1	1	0	0	1
25 Dominic Taccolini	3.95	0-0	6	0	0	0/0	2	13.2	10	7	6	8	12	1	0	1	.208	3	2	0	1	0
36 Cannon Chadwick	4.76	2-2	8	0	0	0/0	2	17.0	10	12	9	8	21	2	0	0	.167	4	6	1	1	0
46 Barrett Loseke	5.40	0-0	5	0	0	0/0	0	3.1	7	2	2	3	3	1	0	0	.412	2	0	0	0	1
45 Kevin Kopps	5.52	1-0	6	0	0	0/0	0	14.2	18	9	9	8	12	4	0	1	.316	3	1	0	0	0
27 Evan Lee	7.71	0-0	3	0	0	0/0	0	2.1	3	2	2	1	3	2	0	1	.300	0	0	0	0	0
29 Angus Denton	7.94	0-0	1	0	0	0/0	0	5.2	7	5	5	2	5	3	0	2	.292	0	0	0	0	0
21 Kacey Murphy	9.00	0-0	4	0	0	0/0	0	4.0	6	4	4	2	2	1	0	1	.400	0	2	0	1	0
37 Weston Rogers	33.75	0-0	2	0	0	0/0	0	1.1	2	5	5	4	2	1	0	1	.400	1	0	0	0	0
Totals	4.75	12-6	18	18	0	0/0	5	159.0	158	91	84	61	165	34	0	18	.260	18	19	2	6	5
Opponents	5.77	6-12	18	18	2	1/0	2	156.0	188	112	100	62	137	24	1	23	.296	25	15	2	6	9

PB - Team (2), A. Gosser 1, G. Koch 1, Opp (8). Pickoffs - Team (4), J. Alberius 2, K. Murphy 1, B. Knight 1, Opp (1). SBA/ATT - G. Koch (11-15), T. Stephan (6-6), B. Knight (1-3), D. Taccolini (1-2), C. Chadwick (0-1), K. Kopps (1-1), E. Lee (1-1), J. Alberius (1-1).



2017 Arkansas Baseball Miscellaneous Stats for Arkansas (as of Apr 24, 2017) (All games)



Starting Lineup By Position (Team W-L record when starter)

PITCHER:

16 Blaine Knight	10	(8-2)
48 Trevor Stephan	10	(7-3)
10 Josh Alberius	9	(4-5)
21 Kacey Murphy	6	(6-0)
45 Kevin Kopps	2	(2-0)
25 Dominic Taccolini	2	(2-0)
46 Barrett Loseke	2	(2-0)
27 Evan Lee	1	(1-0)

CATCHER:

33 Grant Koch	37	(27-10)
44 Alex Gosser	5	(5-0)

FIRST BASE:

24 Chad Spanberger	27	(20-7)
13 Jordan McFarland	15	(12-3)

SECOND BASE:

20 Carson Shaddy	34	(26-8)
42 Jaxon Williams	8	(6-2)

THIRD BASE:

3 Jared Gates	18	(14-4)
6 Hunter Wilson	9	(7-2)
24 Chad Spanberger	7	(6-1)
20 Carson Shaddy	5	(3-2)
4 Matt Burch	2	(2-0)
7 Jack Kenley	1	(0-1)

SHORTSTOP:

9 Jax Biggers	40	(30-10)
7 Jack Kenley	1	(1-0)
6 Hunter Wilson	1	(1-0)

LEFT FIELD:

17 Luke Bonfield	32	(26-6)
15 Jake Arledge	10	(6-4)

CENTER FIELD:

28 Dominic Fletcher	37	(27-10)
15 Jake Arledge	4	(4-0)
8 Eric Cole	1	(1-0)

RIGHT FIELD:

15 Jake Arledge	23	(17-6)
8 Eric Cole	16	(12-4)
24 Chad Spanberger	2	(2-0)
27 Evan Lee	1	(1-0)

DESIGNATED HITTER:

8 Eric Cole	13	(10-3)
17 Luke Bonfield	10	(6-4)
27 Evan Lee	6	(5-1)
4 Matt Burch	4	(3-1)
33 Grant Koch	4	(4-0)
42 Jaxon Williams	2	(1-1)
13 Jordan McFarland	2	(2-0)
20 Carson Shaddy	1	(1-0)

Starting Lineup By Lineup Spot (Team W-L record when starter)

LEADOFF:

15 Jake Arledge	33	(24-9)
8 Eric Cole	7	(6-1)
27 Evan Lee	1	(1-0)
24 Chad Spanberger	1	(1-0)

2ND SPOT:

24 Chad Spanberger	29	(22-7)
8 Eric Cole	5	(3-2)
15 Jake Arledge	3	(2-1)
9 Jax Biggers	2	(2-0)
27 Evan Lee	2	(2-0)
17 Luke Bonfield	1	(1-0)

3RD SPOT:

17 Luke Bonfield	41	(31-10)
33 Grant Koch	1	(1-0)

CLEANUP:

33 Grant Koch	38	(29-9)
3 Jared Gates	3	(2-1)
28 Dominic Fletcher	1	(1-0)

5TH SPOT:

28 Dominic Fletcher	26	(18-8)
20 Carson Shaddy	8	(8-0)
3 Jared Gates	4	(3-1)
33 Grant Koch	2	(1-1)
13 Jordan McFarland	1	(1-0)
27 Evan Lee	1	(1-0)

6TH SPOT:

20 Carson Shaddy	30	(21-9)
8 Eric Cole	4	(3-1)
3 Jared Gates	4	(4-0)
28 Dominic Fletcher	2	(2-0)
13 Jordan McFarland	1	(1-0)
4 Matt Burch	1	(1-0)

7TH SPOT:

8 Eric Cole	9	(8-1)
13 Jordan McFarland	8	(7-1)
24 Chad Spanberger	5	(4-1)
4 Matt Burch	4	(3-1)
3 Jared Gates	4	(2-2)
42 Jaxon Williams	3	(2-1)
20 Carson Shaddy	2	(1-1)
27 Evan Lee	2	(1-1)
9 Jax Biggers	2	(1-1)
44 Alex Gosser	2	(2-0)
28 Dominic Fletcher	1	(1-0)

8TH SPOT:

28 Dominic Fletcher	7	(5-2)
13 Jordan McFarland	7	(5-2)
9 Jax Biggers	7	(6-1)
8 Eric Cole	5	(3-2)
42 Jaxon Williams	5	(3-2)
44 Alex Gosser	3	(3-0)
3 Jared Gates	3	(3-0)
7 Jack Kenley	1	(0-1)
27 Evan Lee	1	(1-0)
24 Chad Spanberger	1	(1-0)
4 Matt Burch	1	(1-0)
15 Jake Arledge	1	(1-0)

9TH SPOT:

9 Jax Biggers	29	(21-8)
---------------	----	--------





2017 Arkansas Baseball Games Summary for Arkansas (as of Apr 24, 2017) (All games)



Score by innings	1	2	3	4	5	6	7	8	9	EX	Total
Arkansas	28	49	53	27	46	42	34	14	12	1	306
Opponents	24	23	24	11	18	21	16	27	13	0	177

Record when ...

Overall	32-10	After 6 leading	29-1
Conference	12-6 trailing	3-9
Non-Conference	20-4 tied	0-0
Home games	24-3	After 7 leading	30-1
Away games	7-5 trailing	0-9
Neutral site	1-2 tied	2-0
Day games	18-7	After 8 leading	30-1
Night games	14-3 trailing	0-9
vs Left starter	11-4 tied	2-0
vs Right starter	21-6		
1-Run games	5-1	Hit 0 home runs	6-7
2-Run games	2-2	... 1 home run	13-2
5+Run games	18-5	... 2+ home runs	13-1
Extra innings	1-0		
Shutouts	2-3	Opponent 0 home runs	16-5
	 1 home run	11-1
	 2+ HRs	5-4
Scoring 0-2 runs	1-6		
..... 3-5 runs	8-2		
..... 6-9 runs	9-2	Made 0 errors	14-2
..... 10+ runs	14-0 1 error	13-5
	 2+ errors	5-3
Opponent 0-2 runs	15-1		
..... 3-5 runs	11-3	Opp. made 0 errors	7-6
..... 6-9 runs	5-3 1 error	8-2
..... 10+ runs	1-3 2+ errors	17-2
Scored in 1st inning	10-2	Out-hit opponent	25-1
Opp. scored in 1st	9-4	Out-hit by opponent	4-9
Scores first	20-4	Hits are tied	3-0
Opp. scores first	12-6		

Record when team scores:

Runs	0	1	2	3	4	5	6	7	8	9	10+
W-L	0-3	0-1	1-2	3-2	0-0	5-0	2-1	3-0	1-1	3-0	14-0

Record when opponent scores:

Runs	0	1	2	3	4	5	6	7	8	9	10+
W-L	2-0	6-0	7-1	5-2	4-1	2-0	1-0	2-2	2-1	0-0	1-3

Record when leading after:

Inn.	1	2	3	4	5	6	7	8
W-L	9-1	20-2	23-2	23-2	24-2	29-1	30-1	30-1

Record when trailing after:

Inn.	1	2	3	4	5	6	7	8
W-L	6-4	3-6	3-6	3-6	4-7	3-9	0-9	0-9

Record when tied after:

Inn.	1	2	3	4	5	6	7	8
W-L	17-5	9-2	6-2	6-2	4-1	0-0	2-0	2-0

#45 KEVIN KOPPS

RHP • 6-0 • 195 • R-FRESHMAN
SUGAR LAND, TEXAS
GEORGE RANCH HS



CAREER HIGHS

Category	High	Opponent (Last)	Date
Innings	5.2	Georgia	4/15/17
Longest Start	3.1	2x (Bryant)	2/26/17
Shortest Start	3.1	2x (Bryant)	2/26/17
Longest Relief	5.2	Georgia	4/15/17
Hits	5	3x (at #10 Auburn)	4/23/17
Runs	3	2x (#13 LSU)	4/8/17
Earned Runs	3	2x (#13 LSU)	4/8/17
Walks	3	2x (at #18 Missouri)	3/26/17
Strikeouts	5	Miami (Ohio)	2/19/17

KOPPS' CAREER APPEARANCES

Kevin Kopps 2017 Game-By-Game (R-Freshman)
(13 Appearances, 2 Starts)

Date	Opponent	IP	H	R-ER	BB	K	Result
2/19/17	Miami (Ohio)*	3.1	2	1-1	2	5	W, 11-1
2/26/17	Bryant*	3.1	4	2-2	2	2	W, 16-6
3/3/17	vs. #5 Arizona	0.2	0	0-0	0	0	L, 3-0
3/5/17	vs. #30 Oklahoma St.	2.1	1	0-0	1	1	L, 8-3
3/12/17	Rhode Island	3.0	1	0-0	3	3	L, 3-0
3/17/17	Mississippi St.	0.2	1	0-0	0	1	W, 3-1
3/22/17	New Orleans	1.0	0	0-0	0	1	W, 5-2
3/26/17	at #18 Missouri	3.2	2	2-2	3	4	W, 9-8
4/1/17	at Alabama	3.0	5	3-3	0	4	L, 7-1
4/8/17	#13 LSU	0.2	2	3-3	1	0	L, 10-8
4/11/17	at Missouri State	1.0	2	1-1	0	1	W, 12-4
4/15/17	Georgia	5.2	5	0-0	2	3	W, 11-3
4/23/17	at #10 Auburn	1.0	3	1-1	2	0	L, 11-6
TOTALS	13 G, 2 GS	29.1	28	13-13	16	25	2-0

2017 HIGHLIGHTS

- Was the Sunday starter for the first two weekends of the season, garnering a win in first collegiate start against Miami (Ohio) (Feb. 19).
- Moved to the bullpen prior to the Frisco Classic and made appearances against No. 5 Arizona (March 3) and No. 30 Oklahoma State (March 5), allowing just one hit over 3.0 innings.
- Had a seven-inning scoreless streak from his first appearance out of the bullpen (No. 5 Arizona, March 3) to his one-inning save against New Orleans (March 22).
- Corralled his first save of the season after pitching a perfect ninth inning against New Orleans (March 22) with one strikeout.
- Pitched a career-long 5.2 innings against Georgia (April 15), scattering five hits in his sixth scoreless outing this season. It's the longest scoreless outing by a Razorback reliever this year.

RECORD RUNDOWN

Overall	32-10
vs. Top-5 Teams	0-1
vs. Top-10 Teams	1-3
vs. Top-25 Teams	3-5
vs. Unranked Teams	28-3
At home	24-3
On the road	7-5
At neutral sites	1-2
In day games	19-6
In night games	13-4
In extra innings	0-0
Vs. teams .500 or better	13-8
Vs. teams .500 or worse	16-2
Vs. left-handed starter	11-4
Vs. right-handed starter	21-6
When starter receives decision	19-8
When reliever receives decision	13-2
When starter goes 5+ innings	13-5
When starter goes less than 5 innings	19-5
When scoring first	21-4
When opponent scores first	11-6
When leading after 6 innings	27-1
When trailing after 6 innings	3-9
When tied after 6 innings	0-0
When leading after 8 innings	30-1
When trailing after 8 innings	0-8
When tied after 8 innings	2-0
In one-run games	5-1
In two-run games	2-2
Series W-L-T	11-2-1
Series sweeps/times swept	8/0
When scoring 0-2 runs	1-6
When scoring 3-5 runs	8-3
When scoring 6-9 runs	10-2
When scoring 10+ runs	13-0
Shutouts vs. times shut out	2/3
When opponent scores 5 runs or less	8-4
When opponent scores 5 runs or more	6-6
When collecting 0-3 hits	0-2
When collecting 4-6 hits	3-4
When collecting 7-9 hits	8-2
When collecting 10-12 hits	6-2
When collecting 13+ hits	15-0
When out-hitting opponent	26-1
When out-hit by opponent	3-9
When hits are equal	3-0
When hitting a home run	26-3
When opponent hits a home run	15-5
When errorless	14-2
When committing one error	13-5
When committing 2+ errors	6-3
When opponent is errorless	7-6
Vs. SEC	12-6
Vs. SEC East	5-1
Vs. SEC West	7-5
Vs. non-conference	20-4
Game 1 of weekend series	8-1
Game 2 of weekend series	6-3
Game 3 of weekend series	6-3
In February	6-1
In March	15-4
In April	11-5
In May	0-0
In June	0-0

MULTIPLE-HIT GAMES

Name	2	3	4	5+	Total
Luke Bonfield	13	5	--	--	18
Chad Spanberger	12	2	2	--	16
Jax Biggers	12	3	1	--	16
Grant Koch	9	3	1	--	13
Jake Arledge	8	3	--	--	11
Carson Shaddy	8	2	--	--	10
Eric Cole	7	1	1	--	9
Dominic Fletcher	6	3	--	--	9
Jordan McFarland	6	1	--	--	7
Evan Lee	3	1	--	--	4

CAREER MULTIPLE-HIT GAMES

Name	2014	2015	2016	2017	Total
Carson Shaddy	--	5	21	10	36
Luke Bonfield	--	--	14	18	32
Chad Spanberger	--	6	6	16	28
Grant Koch	--	--	7	13	20
Jake Arledge	--	--	5	11	16
Eric Cole	--	--	8	9	17
Jax Biggers	--	--	--	16	16
Dominic Fletcher	--	--	--	9	9
Jordan McFarland	--	--	--	7	7
Evan Lee	--	--	--	4	4

MULTIPLE-RBI GAMES

Name	2	3	4	5+	Total
Chad Spanberger	4	6	1	1	12
Luke Bonfield	5	6	--	--	11
Carson Shaddy	7	2	--	1	10
Grant Koch	3	4	2	--	9
Jax Biggers	5	1	--	--	6
Dominic Fletcher	3	1	1	--	5
Jake Arledge	4	1	--	--	5
Eric Cole	4	--	--	--	4
Jared Gates	4	--	--	--	4

HITTING STREAKS

Name	CURRENT	2017	CAREER
Jake Arledge	1	14	14
Jax Biggers	9	9	9
Luke Bonfield	--	7	8
Eric Cole	3	9	9
Dominic Fletcher	--	5	5
Grant Koch	2	8	8
Jordan McFarland	--	4	4
Carson Shaddy	3	8	11
Chad Spanberger	2	12	12
Jaxon Williams	--	4	4
Evan Lee	3	4	4
Jared Gates	5	5	5

REACHED BASE

Name	CURRENT	2017	CAREER
Jake Arledge	3	15	15
Jax Biggers	14	14	14
Luke Bonfield	--	11	12
Eric Cole	3	10	10
Dominic Fletcher	-	8	8
Grant Koch	2	13	13
Jared Gates	9	9	9
Carson Shaddy	3	19	19
Chad Spanberger	2	12	12
Jordan McFarland	--	5	5
Jaxon Williams	--	4	4

HOME RUNS

Career Home Runs	SOLO	2R	3R	GS	Total
Jake Arledge	3	2	-	-	5
Jax Biggers	3	-	-	-	3
Luke Bonfield	5	7	3	-	15
Eric Cole	2	1	-	-	3
Dominic Fletcher	4	1	1	-	6
Alex Gosser	1	-	-	-	1
Grant Koch	4	2	6	1	13
Jared Gates	1	2	-	-	3
Carson Shaddy	7	8	-	-	15
Chad Spanberger	7	3	5	-	15

BREAKDOWN

Total	53
At Baum Stadium	39
On The Road	12
At Neutral Site	2
Vs. RHP	40
Vs. LHP	14
w/ 0 Outs	23
w/ 1 Out	14
w/ 2 Outs	17
Solo	25
Two-Run	19
Three-Run	9
Grand Slam	1
Back-To-Back	1
Pinch-Hit	0
Walk-Off	0
Before the 7th Inning	41
7th Inning and Beyond	12
Opponent Total	31
Last HR Given Up	April 23 at Auburn
Longest Stretch Without HR Allowed	7
Current Streak of No HR Allowed	0

HOME RUN TRACKER

Player	Date	Opp.	On Base-Outs
D. Fletcher	2/17	Miami (Ohio)	0-0
C. Spanberger	2/19	Miami (Ohio)	0-1
E. Cole	2/19	Miami (Ohio)	0-0
G. Koch	2/19	Miami (Ohio)	2-1
G. Koch	2/24	Bryant	0-0
C. Shaddy	2/25	Bryant	1-0
J. Arledge	2/25	Bryant	0-2
J. Arledge	2/26	Bryant	1-2
C. Shaddy	2/28	La. Tech	1-0
G. Koch	3/1	La. Tech	2-0
J. Biggers	3/1	La. Tech	0-2
L. Bonfield	3/1	La. Tech	0-0
J. McFarland	3/1	La. Tech	1-2
D. Fletcher	3/1	La. Tech	0-1
G. Koch	3/4	Nebraska	3-2
G. Koch	3/7	ULM	1-1
C. Shaddy	3/7	ULM	1-1
D. Fletcher	3/8	ULM	2-2
L. Bonfield	3/10	Rhode Island	0-2
L. Bonfield	3/10	Rhode Island	0-0
J. Arledge	3/10	Rhode Island	0-0
C. Spanberger	3/15	Acorn State	1-0
L. Bonfield	3/15	Acorn State	0-0
J. McFarland	3/15	Acorn State	1-1
D. Fletcher	3/15	Acorn State	1-0
L. Bonfield	3/17	Mississippi St.	1-1
G. Koch	3/17	Mississippi St.	0-1
C. Shaddy	3/18	Mississippi St.	1-0
C. Spanberger	3/18	Mississippi St.	2-2
C. Shaddy	3/19	Mississippi St.	0-2
G. Koch	3/22	New Orleans	1-0
J. Biggers	3/22	New Orleans	0-2
C. Spanberger	3/25	at Missouri	0-2
D. Fletcher	3/26	at Missouri	0-0
G. Koch	3/26	at Missouri	2-2
C. Shaddy	3/26	at Missouri	0-0
L. Bonfield	3/31	at Alabama	1-0
J. Gates	4/29	Grand Canyon	0-0
E. Cole	4/29	Grand Canyon	1-0
C. Shaddy	4/30	Grand Canyon	0-1
E. Cole	4/7	LSU	0-1
J. Gates	4/7	LSU	1-2
C. Spanberger	4/7	LSU	2-0
C. Spanberger	4/8	LSU	2-2
G. Koch	4/8	LSU	0-0
C. Spanberger	4/13	Georgia	0-1
C. Shaddy	4/13	Georgia	1-0
L. Bonfield	4/13	Georgia	2-2
J. Biggers	4/13	Georgia	0-0
A. Gosser	4/13	Georgia	0-1
L. Bonfield	4/14	Georgia	1-2
C. Spanberger	4/15	Georgia	2-1
C. Spanberger	4/19	Memphis	1-1
J. Gates	4/22	Auburn	1-2

STARTERS GAME-BY-GAME

Opponent	W-L	IP	H	R	ER	BB	K
Miami (Ohio)	W	4.0	3	0	0	0	5
Miami (Ohio)	W	4.0	3	1	1	0	5
Miami (Ohio)	W	3.1	2	1	1	2	5
Bryant	--	5.0	4	3	3	1	4
Bryant	W	5.2	2	0	0	4	6
Bryant	--	3.1	4	2	2	2	2
@ La. Tech	L	5.1	2	3	1	2	7
@ La. Tech	--	1.0	2	3	3	0	0
vs. Arizona	L	6.0	5	2	1	0	10
vs. Nebraska	W	6.0	3	2	1	3	8
vs. Oklahoma St.	L	2.0	5	5	4	2	2
ULM	W	6.0	7	2	2	2	10
ULM	W	5.0	3	2	2	1	9
Rhode Island	--	4.1	6	2	2	0	4
Rhode Island	--	8.1	2	2	0	0	13
Rhode Island	L	5.0	7	3	3	0	3
Alcorn St.	--	4.0	5	1	1	0	3
Alcorn St.	W	3.0	6	1	1	1	6
Mississippi St.	W	7.0	3	1	1	0	11
Mississippi St.	W	6.1	7	4	2	1	8
Mississippi St.	W	4.2	5	0	0	1	3
New Orleans	--	2.2	2	0	0	4	3
@ Missouri	W	6.0	5	2	2	1	7
@ Missouri	L	5.1	6	4	4	1	10
@ Missouri	W	3.0	4	1	1	2	1
Grambling St.	Cancelled						
@ Alabama	W	8.0	3	1	1	0	7
@ Alabama	L	1.1	4	4	4	1	0
@ Alabama	--	3.0	5	3	3	0	2
Grand Canyon	--	2.0	0	0	0	2	2
Grand Canyon	W	4.0	5	0	0	0	10
LSU	W	6.0	3	0	0	3	6
LSU	--	7.0	5	2	2	0	7
LSU	--	3.1	4	1	1	2	2
@ Missouri St.	--	1.2	3	1	1	0	2
Georgia	W	6.0	5	1	1	1	5
Georgia	--	4.2	5	2	2	0	6
Georgia	--	3.0	5	3	2	1	3
Memphis	--	3.0	3	3	3	3	2
vs. Memphis	W	7.0	1	0	0	1	7
@ Auburn	L	2.1	8	8	8	4	1
@ Auburn	--	1.1	5	3	3	1	3
@ Auburn	--	1.2	5	4	4	0	1
vs. Kansas St.	--	--	--	--	--	--	--
Ole Miss	--	--	--	--	--	--	--
Ole Miss	--	--	--	--	--	--	--
Ole Miss	--	--	--	--	--	--	--
@ Tennessee	--	--	--	--	--	--	--
@ Tennessee	--	--	--	--	--	--	--
@ Tennessee	--	--	--	--	--	--	--
Vanderbilt	--	--	--	--	--	--	--
Vanderbilt	--	--	--	--	--	--	--
Vanderbilt	--	--	--	--	--	--	--
@Texas A&M	--	--	--	--	--	--	--
@Texas A&M	--	--	--	--	--	--	--
@Texas A&M	--	--	--	--	--	--	--

BULLPEN GAME-BY-GAME

Opponent	W-L-S	IP	H	R	ER	BB	K
Miami (Ohio)	--	5.0	3	0	0	0	7
Miami (Ohio)	--	5.0	1	0	0	1	6
Miami (Ohio)	--	5.2	2	0	0	3	8
Bryant	W-S	4.0	6	5	3	5	7
Bryant	--	3.1	8	7	7	1	6
Bryant	W	5.2	6	4	4	3	5
@ La. Tech	--	2.2	4	1	0	0	2
@ La. Tech	W	8.0	9	7	7	3	9
vs. Arizona	--	2.0	2	1	1	1	0
vs. Nebraska	--	3.0	2	3	3	3	2
vs. Oklahoma St.	--	7.0	5	3	2	4	4
ULM	--	3.0	3	1	1	0	3
ULM	--	4.0	0	0	0	2	5
Rhode Island	W	4.2	3	0	0	0	3
Rhode Island	W	0.2	1	0	0	0	2
Rhode Island	--	4.0	1	0	0	3	5
Alcorn St.	W	5.0	6	1	1	1	4
Alcorn St.	--	6.0	3	2	2	2	7
Mississippi St.	S	2.2	0	0	0	1	5
Mississippi St.	S	1.1	1	0	0	0	3
Mississippi St.	S	4.1	1	1	1	1	5
New Orleans	W-S	6.1	3	2	2	3	7
@ Missouri	S	3.0	2	0	0	1	4
@ Missouri	--	2.2	5	3	3	1	4
@ Missouri	--	6.0	7	7	7	7	7
Grambling St.	Cancelled						
@ Alabama	--	1.0	0	0	0	0	0
@ Alabama	--	6.2	6	3	3	1	10
@ Alabama	W	6.0	4	2	2	4	4
Grand Canyon	W	7.0	5	2	2	0	6
Grand Canyon	--	5.0	5	1	1	2	8
LSU	--	3.0	6	3	3	2	2
LSU	L	2.0	4	8	5	2	2
LSU	L	5.2	2	1	1	0	5
@ Missouri St.	W	7.2	6	3	3	3	9
Georgia	--	3.0	2	3	3	5	4
Georgia	W	5.1	5	2	1	3	4
Georgia	W	6.0	6	0	0	3	3
Memphis	W	6.0	5	4	4	1	5
vs. Memphis	S	2.0	0	0	0	0	1
@ Auburn	--	5.2	7	7	7	4	5
@ Auburn	W	7.1	2	0	0	4	11
@ Auburn	L	6.1	11	7	7	3	4
vs. Kansas St.	--	--	--	--	--	--	--
Ole Miss	--	--	--	--	--	--	--
Ole Miss	--	--	--	--	--	--	--
Ole Miss	--	--	--	--	--	--	--
@ Tennessee	--	--	--	--	--	--	--
@ Tennessee	--	--	--	--	--	--	--
@ Tennessee	--	--	--	--	--	--	--
Vanderbilt	--	--	--	--	--	--	--
Vanderbilt	--	--	--	--	--	--	--
Vanderbilt	--	--	--	--	--	--	--
@Texas A&M	--	--	--	--	--	--	--
@Texas A&M	--	--	--	--	--	--	--
@Texas A&M	--	--	--	--	--	--	--

RECORD PER STARTER

Pitcher (Total Starts)	Record
Blaine Knight (10)	8-2
Trevor Stephan (10)	7-3
Kevin Kopps (2)	1-0
Josh Alberius (9)	3-5
Evan Lee (1)	1-0
Dominic Taccolini (2)	2-0
Kacey Murphy (6)	6-0
Barrett Loseke (2)	2-0

QUALITY STARTS

Pitcher (Total Starts)	QS	Record
Blaine Knight (10)	6	5-1
Trevor Stephan (10)	4	3-1
Dominic Taccolini (2)	1	1-0
Kacey Murphy (6)	1	1-0

RUN SUPPORT

Pitcher (Total Starts)	Runs	Per Start
Blaine Knight (10)	69	6.9
Trevor Stephan (10)	64	6.4
Kevin Kopps (2)	27	13.5
Josh Alberius (9)	46	5.1
Evan Lee (1)	13	13.0
Dominic Taccolini (2)	15	7.5
Kacey Murphy (6)	47	7.8
Barrett Loseke (2)	27	13.5

Game-By-Game Batting Order

2017 RECORD: 32-10 • HOME: 24-3 • AWAY: 7-5 • NEUTRAL: 1-2 • SEC: 12-6

Date	Opposing team	1	2	3	4	5	6	7	8	9
Feb. 17, 2017	MIAMI (OHIO)	Cole	Biggers	Bonfield	Koch	Fletcher	Shaddy	Spanberger	Arledge	Wilson
Feb. 18, 2017	MIAMI (OHIO)	Arledge	Cole	Bonfield	Koch	Fletcher	Shaddy	McFarland	Spanberger	Biggers
Feb. 19, 2017	MIAMI (OHIO)	Cole	Biggers	Bonfield	Koch	Fletcher	Shaddy	Spanberger	Burch	Wilson
Feb. 24, 2017	BRYANT	Cole	Lee	Bonfield	Koch	Fletcher	Shaddy	Spanberger	Biggers	Wilson
Feb. 25, 2017	BRYANT	Cole	Arledge	Bonfield	Koch	Fletcher	Shaddy	McFarland	Biggers	Williams
Feb. 26, 2017	BRYANT	Arledge	Lee	Bonfield	Koch	Fletcher	Shaddy	Spanberger	Biggers	Wilson
Feb. 28, 2017	at Louisiana Tech	Arledge	Cole	Bonfield	Koch	Fletcher	Shaddy	Spanberger	Williams	Biggers
March 1, 2017	at Louisiana Tech	Cole	Arledge	Bonfield	Koch	Fletcher	Shaddy	Biggers	McFarland	Wilson
March 3, 2017	vs. No. 5 Arizona	Cole	Arledge	Bonfield	Koch	Fletcher	Shaddy	Biggers	McFarland	Wilson
March 4, 2017	vs. Nebraska	Arledge	Spanberger	Bonfield	Koch	Fletcher	Shaddy	Lee	McFarland	Biggers
March 5, 2017	vs. No. 14 Oklahoma State	Arledge	Cole	Bonfield	Koch	Fletcher	Shaddy	McFarland	Williams	Biggers
March 7, 2017	ULM	Cole	Spanberger	Bonfield	Koch	Lee	Shaddy	Gosser	Biggers	Wilson
March 8, 2017	ULM	Arledge	Spanberger	Bonfield	Koch	Fletcher	Shaddy	McFarland	Biggers	Williams
March 10, 2017	RHODE ISLAND-1	Arledge	Cole	Bonfield	Koch	Shaddy	Fletcher	McFarland	Williams	Biggers
March 10, 2017	RHODE ISLAND-2	Arledge	Spanberger	Bonfield	Koch	Fletcher	Shaddy	Gosser	Biggers	Wilson
March 12, 2017	RHODE ISLAND	Arledge	Spanberger	Bonfield	Koch	Fletcher	Shaddy	Lee	Biggers	Wilson
March 14, 2017	ALCORN STATE	Arledge	Cole	Bonfield	Koch	McFarland	Burch	Williams	Gosser	Wilson
March 15, 2017	ALCORN STATE	Arledge	Spanberger	Bonfield	Koch	Fletcher	McFarland	Burch	Williams	Biggers
March 17, 2017	MISSISSIPPI STATE	Arledge	Spanberger	Bonfield	Koch	Fletcher	Shaddy	Burch	Williams	Biggers
March 18, 2017	MISSISSIPPI STATE	Arledge	Spanberger	Bonfield	Koch	Fletcher	Shaddy	Burch	Cole	Biggers
March 19, 2017	MISSISSIPPI STATE	Arledge	Spanberger	Bonfield	Koch	Shaddy	Fletcher	McFarland	Cole	Biggers
March 22, 2017	NEW ORLEANS	Arledge	Spanberger	Bonfield	Koch	Shaddy	Cole	Gates	McFarland	Biggers
March 24, 2017	at No. 18 Missouri	Arledge	Spanberger	Bonfield	Koch	Fletcher	Shaddy	Cole	Gates	Biggers
March 25, 2017	at No. 18 Missouri	Arledge	Spanberger	Bonfield	Koch	Fletcher	Shaddy	Burch	Kenley	Biggers
March 26, 2017	at No. 18 Missouri	Arledge	Spanberger	Bonfield	Koch	Fletcher	Shaddy	Cole	McFarland	Biggers
March 31, 2017	at Alabama	Arledge	Spanberger	Bonfield	Koch	Fletcher	Shaddy	Cole	Gates	Biggers
April 1, 2017	at Alabama	Arledge	Spanberger	Bonfield	Koch	Fletcher	Shaddy	Williams	McFarland	Biggers
April 2, 2017	at Alabama	Arledge	Spanberger	Bonfield	Koch	Fletcher	Shaddy	Cole	Gates	Biggers
April 4, 2017	GRAND CANYON	Arledge	Spanberger	Bonfield	Koch	Gates	Shaddy	Cole	Lee	Biggers
April 5, 2017	GRAND CANYON	Spanberger	Bonfield	Koch	Fletcher	Shaddy	Gates	McFarland	Gosser	Kenley
April 7, 2017	NO. 13 LSU	Arledge	Spanberger	Bonfield	Koch	Fletcher	Shaddy	Gates	Cole	Biggers
April 8, 2017	NO. 13 LSU	Arledge	Spanberger	Bonfield	Koch	Fletcher	Shaddy	Gates	Cole	Biggers
April 9, 2017	NO. 13 LSU	Arledge	Spanberger	Bonfield	Koch	Fletcher	Shaddy	Gates	Cole	Biggers
April 11, 2017	at No. 28 Missouri State	Arledge	Spanberger	Bonfield	Koch	Shaddy	Gates	Williams	McFarland	Biggers
April 13, 2017	GEORGIA	Arledge	Spanberger	Bonfield	Koch	Shaddy	Gates	McFarland	Fletcher	Biggers
April 14, 2017	GEORGIA	Arledge	Spanberger	Bonfield	Koch	Shaddy	Gates	Cole	Fletcher	Biggers
April 15, 2017	GEORGIA	Lee	Spanberger	Bonfield	Koch	Gates	Shaddy	Cole	Fletcher	Biggers
April 18, 2017	MEMPHIS	Arledge	Spanberger	Bonfield	Koch	Gates	Shaddy	Cole	Fletcher	Biggers
April 19, 2017	MEMPHIS	Arledge	Spanberger	Bonfield	Gates	Shaddy	Cole	Fletcher	Gosser	Biggers
April 21, 2017	at No. 10 Auburn	Arledge	Spanberger	Bonfield	Koch	Gates	Shaddy	Cole	Fletcher	Biggers
April 22, 2017	at No. 10 Auburn	Arledge	Spanberger	Bonfield	Gates	Koch	Cole	Shaddy	Fletcher	Biggers
April 23, 2017	at No. 10 Auburn	Arledge	Spanberger	Bonfield	Gates	Koch	Cole	Shaddy	Fletcher	Biggers

Defensive Starting Lineups

2017 RECORD: 32-10 • HOME: 24-3 • AWAY: 7-5 • NEUTRAL: 1-2 • SEC: 12-6

Date	Opposing team	C	1B	2B	3B	SS	LF	CF	RF	DH
Feb. 17, 2017	MIAMI (OHIO)	Koch	Spanberger	Shaddy	Wilson	Biggers	Bonfield	Fletcher	Arledge	Cole
Feb. 18, 2017	MIAMI (OHIO)	Koch	McFarland	Shaddy	Spanberger	Biggers	Arledge	Fletcher	Cole	Bonfield
Feb. 19, 2017	MIAMI (OHIO)	Koch	Spanberger	Shaddy	Wilson	Biggers	Bonfield	Fletcher	Cole	Burch
Feb. 24, 2017	BRYANT	Koch	Spanberger	Shaddy	Wilson	Biggers	Bonfield	Fletcher	Cole	Lee
Feb. 25, 2017	BRYANT	Koch	McFarland	Williams	Shaddy	Biggers	Arledge	Fletcher	Cole	Bonfield
Feb. 26, 2017	BRYANT	Koch	Spanberger	Shaddy	Wilson	Biggers	Bonfield	Fletcher	Arledge	Lee
Feb. 28, 2017	at Louisiana Tech	Koch	Spanberger	Williams	Shaddy	Biggers	Bonfield	Fletcher	Arledge	Cole
March 1, 2017	at Louisiana Tech	Koch	McFarland	Shaddy	Wilson	Biggers	Arledge	Fletcher	Cole	Bonfield
March 3, 2017	vs. No. 5 Arizona	Koch	McFarland	Shaddy	Wilson	Biggers	Arledge	Fletcher	Cole	Bonfield
March 4, 2017	vs. Nebraska	Koch	McFarland	Shaddy	Spanberger	Biggers	Bonfield	Fletcher	Arledge	Lee
March 5, 2017	vs. No. 14 Oklahoma State	Koch	McFarland	Williams	Shaddy	Biggers	Arledge	Fletcher	Cole	Bonfield
March 7, 2017	ULM	Gosser	Spanberger	Shaddy	Wilson	Biggers	Bonfield	Cole	Lee	Koch
March 8, 2017	ULM	Koch	McFarland	Williams	Spanberger	Biggers	Bonfield	Fletcher	Arledge	Shaddy
March 10, 2017	RHODE ISLAND-1	Koch	McFarland	Williams	Shaddy	Biggers	Bonfield	Fletcher	Arledge	Cole
March 10, 2017	RHODE ISLAND-2	Gosser	Spanberger	Shaddy	Wilson	Biggers	Bonfield	Fletcher	Arledge	Koch
March 12, 2017	RHODE ISLAND	Koch	Spanberger	Shaddy	Wilson	Biggers	Bonfield	Fletcher	Arledge	Lee
March 14, 2017	ALCORN STATE	Gosser	McFarland	Williams	Burch	Wilson	Bonfield	Arledge	Cole	Koch
March 15, 2017	ALCORN STATE	Koch	McFarland	Williams	Spanberger	Biggers	Bonfield	Fletcher	Arledge	Burch
March 17, 2017	MISSISSIPPI STATE	Koch	Spanberger	Williams	Shaddy	Biggers	Bonfield	Fletcher	Arledge	Burch
March 18, 2017	MISSISSIPPI STATE	Koch	Spanberger	Shaddy	Burch	Biggers	Bonfield	Fletcher	Arledge	Cole
March 19, 2017	MISSISSIPPI STATE	Koch	McFarland	Shaddy	Spanberger	Biggers	Bonfield	Fletcher	Arledge	Cole
March 22, 2017	NEW ORLEANS	Koch	Spanberger	Shaddy	Gates	Biggers	Bonfield	Arledge	Cole	McFarland
March 24, 2017	at No. 18 Missouri	Koch	Spanberger	Shaddy	Gates	Biggers	Bonfield	Fletcher	Arledge	Cole
March 25, 2017	at No. 18 Missouri	Koch	Spanberger	Shaddy	Kenley	Biggers	Bonfield	Fletcher	Arledge	Burch
March 26, 2017	at No. 18 Missouri	Koch	McFarland	Shaddy	Spanberger	Biggers	Bonfield	Fletcher	Cole	Arledge
March 31, 2017	at Alabama	Koch	Spanberger	Shaddy	Gates	Biggers	Bonfield	Fletcher	Arledge	Cole
April 1, 2017	at Alabama	Koch	McFarland	Shaddy	Spanberger	Biggers	Bonfield	Fletcher	Arledge	Williams
April 2, 2017	at Alabama	Koch	Spanberger	Shaddy	Gates	Biggers	Arledge	Fletcher	Cole	Bonfield
April 4, 2017	GRAND CANYON	Koch	Spanberger	Shaddy	Gates	Biggers	Bonfield	Arledge	Cole	Lee
April 5, 2017	GRAND CANYON	Gosser	McFarland	Shaddy	Gates	Kenley	Bonfield	Fletcher	Spanberger	Koch
April 7, 2017	NO. 13 LSU	Koch	Spanberger	Shaddy	Gates	Biggers	Bonfield	Fletcher	Arledge	Cole
April 8, 2017	NO. 13 LSU	Koch	Spanberger	Shaddy	Gates	Biggers	Bonfield	Fletcher	Arledge	Cole
April 9, 2017	NO. 13 LSU	Koch	Spanberger	Shaddy	Gates	Biggers	Arledge	Fletcher	Cole	Bonfield
April 11, 2017	at No. 28 Missouri State	Koch	McFarland	Shaddy	Gates	Biggers	Bonfield	Arledge	Spanberger	Williams
April 13, 2017	GEORGIA	Koch	Spanberger	Shaddy	Gates	Biggers	Bonfield	Fletcher	Arledge	McFarland
April 14, 2017	GEORGIA	Koch	Spanberger	Shaddy	Gates	Biggers	Bonfield	Fletcher	Arledge	Cole
April 15, 2017	GEORGIA	Koch	Spanberger	Shaddy	Gates	Biggers	Bonfield	Fletcher	Cole	Lee
April 18, 2017	MEMPHIS	Koch	Spanberger	Shaddy	Gates	Biggers	Arledge	Fletcher	Cole	Bonfield
April 19, 2017	MEMPHIS	Gosser	Spanberger	Shaddy	Gates	Biggers	Bonfield	Fletcher	Arledge	Cole
April 21, 2017	at No. 10 Auburn	Koch	Spanberger	Shaddy	Gates	Biggers	Bonfield	Fletcher	Arledge	Cole
April 22, 2017	at No. 10 Auburn	Koch	Spanberger	Shaddy	Gates	Biggers	Arledge	Fletcher	Cole	Bonfield
April 23, 2017	at No. 10 Auburn	Koch	Spanberger	Shaddy	Gates	Biggers	Arledge	Fletcher	Cole	Bonfield

THE LAST TIME AN ARKANSAS PLAYER...

4 Hits in a game.....Chad Spanberger at No. 10 Auburn, April 23, 2017
5 Hits in a game.....Andy Wilkins at No. 9 Oklahoma (Norman Regional), May 31, 2009
6 Hits in a game.....Jeremy Jackson vs. Northeastern (Okla.), April 16, 1997

2 Hits in an inning..... Tyler Spoon and Brian Anderson, at No. 6 South Carolina, March 22, 2013

2 Doubles in a game..... Luke Bonfield at No. 10 Auburn, April 22, 2017
3 Doubles in a game..... Carson Shaddy vs. Nebraska, March 4, 2017
4 Doubles in a game..... Rodney Nye vs. La. Tech, March 31, 1998
2 Triples in a game..... Bobby Wernes vs. North Dakota, Feb. 14, 2015

Led off a game with a HR..... Tim Carver vs. Oral Roberts, April 24, 2012
2 Home runs in a game..... Michael Bernal vs. Auburn, March 26, 2016
3 Home runs in a game..... Brett Eibner vs. Grambling State, June 4, 2010
Grand Slam..... Grant Koch vs. Nebraska, March 4, 2017
HR in consecutive AB..... Michael Bernal vs. Auburn, March 26, 2016
HR in 4 straight games..... Aaron Murphree vs. OSU, So. Dakota St. & Siena, March 2-8, 2008
HR in 5 straight games..... Aaron Murphree vs. OSU, So. Dakota St. & Siena, March 2-8, 2008
HR in 6 straight games..... Aaron Murphree vs. OSU, So. Dakota St. & Siena, March 2-9, 2008
Pinch-hit home run..... Chad Spanberger vs. Eastern Illinois, March 5, 2016
Inside the park home run..... Eric Cole vs. Miami (Ohio), February 19, 2017
Back-to-Back Home Runs ..Chad Spanberger and Luke Bonfield vs. Alcorn State, March 15, 2017

4 Runs in a game..... Luke Bonfield vs. Nebraska, March 4, 2017
5 Runs in a game..... Andrew Benintendi vs Mississippi Valley State, April 8, 2015
6 Runs in a game..... Jeremy Jackson vs. Northeastern (Okla.), April 16, 1997

4 RBI in a game..... Chad Spanberger and Dominic Fletcher vs. Memphis, April 18, 2017
5 RBI in a game..... Chad Spanberger vs. No. 13 LSU, March 8, 2017
6 RBI in a game..... Carson Shaddy vs. Grambling State, March 15, 2016
7 RBI in a game..... Brett Eibner vs. Grambling State (Fayetteville Regional), June 4, 2010
8 RBI in a game..... Rodney Nye vs. ORU, April 14, 1999
9 RBI in a game..... Ryan Lundquist vs. Central Missouri St., March 4, 1997

2 Stolen bases in a game..... Carson Shaddy at #14 Ole Miss, April 8, 2016
3 Stolen bases in a game..... Andrew Benintendi vs Stephen F. Austin, April 15, 2015
4 Stolen bases in a game..... Logan Forsythe vs. Ole Miss, May 19, 2007
Stole home..... Bobby Wernes vs. Ole Miss, March 28, 2015

2 Errors in a game..... Carson Shaddy vs. Georgia, April 14, 2017
3 Errors in a game..... Bobby Wernes, at LSU, April 12, 2014
4 Errors in a game..... Chris Shaddy vs. TCU, April 27, 1980

9-Inning no-hitter..... Scott Roehl vs. Kansas St., March 20, 2001
9-Inning combined no-hitter..... Nick Schmidt (6.0), Brian McLelland (1.0) & Devin Collis (2.0)
..... vs. Oklahoma State, February 12, 2006
1-Hitter..... Brett Eibner (9.0) at No. 1 Georgia, April 19, 2009
1-Hitter combined..... Kacey Murphy (7.0 IP, 1H), Josh Alberius (2.0 IP, 0 H), vs. Memphis, April 18, 2017
2-Hitter..... Keaton McKinney at Alabama, May 2, 2015
2-Hitter combined..... Loseke (4.0 IP, 1 H), Murphy (1.2 IP, 0 H), Alberius (1.2 IP, 0 H), Harris (0.2 IP, 0 H), Willey (0.2 IP, 1 H), Rodriguez (0.1 IP, 0 H) vs. Western Illinois, March 13, 2016)
3-Hitter..... Ryne Stanek (9.0 IP), at No. 6 South Carolina, March 23, 2013
3-Hitter combined..... Blaine Knight (8.0 IP) and Dominic Taccolini (1.0 IP), at Alabama, March 31, 2017
Complete game..... Dominic Taccolini at #12 Kentucky, April 22, 2016
Complete-game shutout..... Dominic Taccolini at #12 Kentucky, April 22, 2016
10-inning or more start..... Dominic Taccolini at #12 Kentucky (10 innings), April 22, 2016
Had 10 strikeouts..... Kacey Murphy vs. Grand Canyon, April 5, 2017
Had 11 strikeouts..... Blaine Knight vs. Mississippi State, March 17, 2017
Had 12 strikeouts..... Drew Smyly vs. No. 9 Oklahoma (Norman Regional), May 31, 2009
Had 13 strikeouts..... Trevor Stephan vs. Rhode Island, March 10, 2017
Had 14 strikeouts..... David Walling vs. South Carolina, May 16, 1999
Had 15 strikeouts..... Nick Schmidt vs. Auburn, May 18, 2006
Had 16 strikeouts..... David Walling vs. Eastern Illinois, Feb. 20, 1998
Had 17 strikeouts..... Jess Todd vs. South Carolina (SEC Tournament), May 24, 2007

THE LAST TIME AN ARKANSAS TEAM...

Scored 10 runs..... vs. Gonzaga, March 9, 2016
Scored 11 runs..... vs. Georgia, April 15, 2017
Scored 12 runs..... at No. 28 Missouri State, April 11, 2017
Scored 13 runs..... at Louisiana Tech, March 1, 2017
Scored 14 runs..... vs. Georgia, April 13, 2017
Scored 15 runs..... vs. Nebraska, March 4, 2017
Scored 16 runs..... vs. Memphis, April 18, 2017
Scored 17 runs..... vs. Villanova, February 19, 2012
Scored 18 runs..... vs. Missouri State, June 5, 2015
Scored 19 runs..... vs. Grambling State (Fayetteville Regional), June 4, 2010
Scored 20 runs..... vs. Mississippi Valley State, Feb. 24, 2016
Scored 21 runs..... vs. Mississippi Valley State, Feb. 23, 2016
Scored 22 runs..... vs. Louisiana Tech, Feb. 14, 2004
Scored 23 runs..... Never
Scored 24 runs..... Missouri Southern, Feb. 11, 1998
Scored 25 runs..... Missouri Southern, Feb. 4, 2001
Scored 26 runs..... vs. Iowa (in Arlington, Texas), Feb. 14, 1997
Scored 27 runs..... Never
Scored 28 runs..... vs. Wisconsin-Milwaukee (2), Feb. 18, 2007
Scored 29 runs..... Morningside, April 6, 1968
Scored 30 runs..... at South Carolina, March 30, 1997
Scored 31-32 runs..... 32 vs. Saint Louis, April 7, 2010
Scored 33 + runs..... 33 vs. Southwest Baptist, March 21, 1984

Had 14 hits..... vs. Georgia, April 15, 2017
Had 15 hits..... vs. Memphis, April 18, 2017
Had 16 hits..... vs. ULM, March 7, 2017
Had 17 hits..... at Alabama, March 31, 2017
Had 18 hits..... at No. 28 Missouri State, April 11, 2017
Had 19 hits..... vs. Mississippi Valley State, Feb. 23, 2016
Had 20 hits..... at Mississippi State, April 11, 2010
Had 21 hits..... Kentucky, April 28, 2001
Had 22 hits..... vs. Wisconsin-Milwaukee (2), Feb. 18, 2007
Had 23 hits..... Centenary, March 31, 1999
Had 24 hits..... Georgia, March 17, 2001
Had 25 hits..... at Centenary, March 23, 2005
Had 26-29 hits..... 28 at South Carolina, March 30, 1997
Had 30 hits..... vs. Saint Louis, April 7, 2010
Had 31+ hits..... 32 vs. Southwest Baptist, March 21, 1984

Hit four or more home runs in a game...5 - C. Spanberger, Luke Bonfield, C. Shaddy, J. Biggers
A. Gosser vs. Georgia, April 13, 2017

4 Errors in a game..... at No. 13 LSU, May 7, 2016
5 Errors in a game..... vs. #2 Florida, April 14, 2016
6 Errors in a game..... vs. Eastern Illinois, March 5, 2016
7 Errors in a game..... vs. La. Tech, March 20, 2001

Was Shutout..... vs. LSU, April 9, 2017
Was Shutout Back-to-Back..... vs. LSU, April 23-24, 2005 (7-0, 6-0)
Held to 1 hit..... vs. Missouri State, May 17, 2016
Held to 2 hits..... at #3 Virginia, May 31, 2014
Held to 3 hits..... vs Florida, May 21, 2015 (0-10)

Swept an SEC Home Series (three games)..... vs. Georgia, April 13-15, 2017
Swept an SEC Road Series (three games)..... at Alabama, April 30-May 2, 2015

Was Swept in SEC Home Series..... vs. Alabama, May 13-15, 2016
Was Swept in SEC Road Series..... at No. 13 LSU, May 6-8, 2016

Swept a Non-conference Home Series..... vs. Memphis, April 18-19, 2017
Swept a Non-conference Road Series..... at McNeese State, March 23-24, 2010
Was Swept in a Non-conference Home Series..... Gonzaga, March 10-11, 2015
Was Swept in a Non-conference Road Series..... at Nebraska, April 16, 2013
Won a Non-conference Home Series..... vs. Alcorn State, March 14-15
Lost a Non-conference Home Series..... vs. South Alabama, February 28-March 1, 2014
Lost a Non-conference Road Series..... at Nebraska, April 16, 2013

Back-to-Back Shutouts..... UK (1-0) April 22 and UK (2-0) April 22-23, 2016
Most Consecutive Shutouts..... 4 vs. Wisconsin (March 15-16, 1980)
Shut out an opponent at home..... vs. Memphis (2-0), April 18, 2017
Shut out an opponent on the road..... at #12 Kentucky (2-0), April 23, 2016
Shut out an SEC opponent at home..... vs. South Carolina (7-0), April 5, 2014
Shut out an SEC opponent on the road..... at #12 Kentucky (2-0), April 23, 2016

Game-By-Game Hitting

2017 RECORD: 32-10 • HOME: 24-3 • AWAY: 7-5 • NEUTRAL: 1-2 • SEC: 12-6

Date	Opponent	AB	R	H	RBI	2B	3B	HR	BB	IBB	SB	CS	HBP	SAC	SF	GDP	K	PO	A	LOB	Avg
Feb 17, 2017	MIAMI (OHIO)	32	7	8	7	0	0	1	5	0	1	0	3	0	0	0	8	27	9	9	.250
Feb 18, 2017	MIAMI (OHIO)	34	5	10	5	1	0	0	3	0	0	1	0	1	0	0	3	27	6	9	.273
Feb 19, 2017	MIAMI (OHIO)	38	11	13	11	3	0	3	6	0	0	0	0	0	0	0	6	27	7	9	.298
Feb 24, 2017	BRYANT	32	11	7	10	1	1	1	6	0	1	0	4	0	1	0	9	27	7	8	.279
Feb 25, 2017	BRYANT	34	13	10	10	4	0	2	9	0	2	0	2	0	0	3	6	27	8	8	.282
Feb 26, 2017	BRYANT	40	16	14	11	0	0	1	6	0	0	0	2	0	1	0	3	27	14	9	.295
Feb 28, 2017	at Louisiana Tech	31	3	5	3	2	0	1	3	0	0	0	1	1	0	1	7	24	6	6	.278
Mar 1, 2017	at Louisiana Tech	41	13	15	12	4	0	5	0	0	0	1	0	0	0	0	9	27	5	0	.291
Mar 03, 2017	vs Arizona	32	0	3	0	0	0	0	2	0	0	0	0	0	0	1	9	24	10	7	.271
Mar 04, 2017	vs Nebraska	38	15	15	15	3	1	1	7	0	0	0	4	0	0	1	6	27	5	10	.284
Mar 05, 2017	vs Oklahoma State	30	3	5	3	2	0	0	5	0	0	1	0	0	1	1	8	27	11	6	.275
Mar 07, 2017	ULM	36	12	16	10	3	0	2	3	0	0	1	1	1	1	1	5	27	8	6	.289
Mar 08, 2017	ULM	38	11	14	10	2	0	1	3	0	2	1	1	0	0	0	8	27	11	7	.296
Mar 10, 2017	RHODE ISLAND	27	5	5	4	0	0	2	9	0	1	0	0	2	0	0	12	27	14	10	.290
Mar 10, 2017	RHODE ISLAND	32	3	8	3	1	0	1	4	0	1	0	1	1	1	0	6	27	6	10	.287
Mar 12, 2017	RHODE ISLAND	30	0	3	0	0	0	0	4	0	0	0	1	0	0	0	4	27	16	8	.277
Mar 14, 2017	ALCORN STATE	31	3	9	3	1	0	0	4	0	3	0	0	0	2	1	6	27	20	9	.278
Mar 15, 2017	ALCORN STATE	35	11	14	11	3	0	4	7	0	0	1	0	0	1	0	4	27	9	8	.285
Mar 17, 2017	MISSISSIPPI STATE	28	3	4	3	0	0	2	1	0	0	0	1	0	0	0	13	27	7	3	.279
Mar 18, 2017	MISSISSIPPI STATE	28	5	7	5	2	0	2	5	0	0	1	0	1	0	1	4	27	9	5	.277
Mar 19, 2017	MISSISSIPPI STATE	30	6	11	5	0	0	1	3	0	0	0	2	2	1	1	3	27	13	8	.281
Mar 22, 2017	NEW ORLEANS	31	5	8	4	2	0	2	5	0	0	1	1	0	0	0	6	27	11	8	.280
Mar 24, 2017	at Missouri	39	9	14	7	1	1	0	3	0	3	0	1	1	0	0	12	27	6	8	.284
Mar 25, 2017	at Missouri	33	2	8	2	1	0	1	3	0	0	1	1	0	0	0	7	24	4	8	.282
Mar 26, 2017	at Missouri	41	9	12	8	1	0	3	0	0	0	0	0	0	0	0	9	27	10	6	.283
Mar 31, 2017	at Alabama	41	7	17	6	1	0	1	3	0	0	0	2	1	0	2	7	27	7	14	.289
Apr 1, 2017	at Alabama	33	1	6	1	0	0	0	1	0	0	0	1	0	0	0	6	24	5	7	.285
Apr 2, 2017	at Alabama	37	8	13	7	2	0	0	4	1	0	1	0	2	1	1	6	27	13	9	.288
Apr 04, 2017	GRAND CANYON	34	11	13	11	1	1	2	8	0	0	0	3	0	2	2	6	27	15	12	.291
Apr 05, 2017	GRAND CANYON	34	6	9	6	2	0	1	1	0	0	0	1	0	1	0	8	27	3	7	.290
Apr 07, 2017	LSU	38	9	12	9	2	0	3	8	0	0	0	0	0	0	0	12	27	7	13	.291
Apr 08, 2017	LSU	36	8	12	8	1	0	2	10	1	1	1	0	0	1	1	6	27	12	13	.293
Apr 09, 2017	LSU	28	0	4	0	0	0	0	2	0	1	0	2	0	0	2	4	27	11	5	.289
Apr 11, 2017	at Missouri State	44	12	18	11	2	2	0	5	0	0	0	1	2	0	1	12	27	6	13	.293
Apr 13, 2017	GEORGIA	35	14	11	11	1	0	5	4	0	0	0	3	1	0	0	11	27	6	5	.294
Apr 14, 2017	GEORGIA	40	5	13	4	5	0	1	3	1	0	0	0	0	0	1	9	30	15	11	.295
Apr 15, 2017	GEORGIA	39	11	14	10	2	0	1	6	0	0	0	0	1	0	0	9	27	14	11	.297
Apr 18, 2017	MEMPHIS	36	16	15	15	3	2	0	8	0	2	0	2	0	1	0	7	27	8	9	.300
Apr 19, 2017	MEMPHIS	30	2	6	2	0	0	1	1	0	0	1	1	0	0	0	7	27	9	6	.298
Apr 21, 2017	at Auburn	38	2	9	2	1	0	0	0	0	0	0	1	0	0	0	10	24	7	10	.296
Apr 22, 2017	at Auburn	36	7	9	6	3	0	1	6	0	0	0	0	0	2	0	5	27	6	10	.295
Apr 23, 2017	at Auburn	36	6	12	5	1	0	0	0	0	0	0	1	0	1	2	4	24	9	5	.296
Totals		1456	306	431	276	64	8	54	179	3	18	12	44	17	18	23	302	1119	385	349	.296

Game-By-Game Pitching

2017 RECORD: 32-10 • HOME: 24-3 • AWAY: 7-5 • NEUTRAL: 1-2 • SEC: 12-6

Date	Opponent	IP	H	R	ER	BB	SO	2B	3B	HR	WP	BK	HBP	DP	IBB	Score	W	L	SV	ERA
Feb 17, 2017	MIAMI (OHIO)	9.0	6	0	0	0	12	0	0	0	0	0	0	0	0	7-0	1	0	0	0.00
Feb 18, 2017	MIAMI (OHIO)	9.0	4	1	1	1	11	0	0	1	0	0	0	0	0	5-1	2	0	0	0.50
Feb 19, 2017	MIAMI (OHIO)	9.0	4	1	1	5	13	1	0	0	0	0	0	1	0	11-1	3	0	0	0.67
Feb 24, 2017	BRYANT	9.0	10	8	6	6	11	2	0	2	1	0	2	1	0	11-8	4	0	1	2.00
Feb 25, 2017	BRYANT	9.0	10	7	7	5	12	3	0	0	3	0	1	0	0	13-7	5	0	1	3.00
Feb 26, 2017	BRYANT	9.0	10	6	6	5	7	0	0	2	0	0	1	0	0	16-6	6	0	1	3.50
Feb 28, 2017	at Louisiana Tech	8.0	6	4	1	2	9	4	0	0	0	0	1	0	0	3-4	6	1	1	3.19
Mar 01, 2017	at Louisiana Tech	9.0	11	10	10	3	9	3	1	2	2	0	4	0	0	13-10	7	1	1	4.06
Mar 03, 2017	vs Arizona	8.0	7	3	2	1	10	2	0	0	0	0	0	0	0	0-3	7	2	1	3.87
Mar 04, 2017	vs Nebraska	9.0	5	5	4	9	13	1	0	0	2	0	1	1	0	15-5	8	2	1	3.89
Mar 05, 2017	vs Oklahoma State	9.0	10	8	6	6	6	1	1	0	2	0	0	0	0	3-8	8	3	1	4.08
Mar 07, 2017	ULM	9.0	10	3	3	2	13	0	0	1	1	0	2	1	0	12-3	9	3	1	3.99
Mar 08, 2017	ULM	9.0	3	2	2	3	14	1	0	0	0	0	1	0	0	11-2	10	3	1	3.83
Mar 10, 2017	RHODE ISLAND	9.0	9	2	2	0	7	2	0	0	0	0	0	1	0	5-2	11	3	1	3.70
Mar 10, 2017	RHODE ISLAND	9.0	3	2	0	0	15	0	0	0	0	0	0	0	0	3-2	12	3	1	3.45
Mar 12, 2017	RHODE ISLAND	9.0	8	3	3	3	8	1	0	1	0	0	0	1	0	0-3	12	4	1	3.42
Mar 14, 2017	ALCORN STATE	9.0	11	2	2	1	7	1	1	0	1	0	1	1	0	3-2	13	4	1	3.34
Mar 15, 2017	ALCORN STATE	9.0	9	3	3	3	13	1	0	1	0	0	0	1	0	11-3	14	4	1	3.32
Mar 17, 2017	MISSISSIPPI STATE	9.0	4	1	1	0	14	1	0	1	0	1	1	0	0	3-1	15	4	2	3.20
Mar 18, 2017	MISSISSIPPI STATE	9.0	7	4	2	2	13	0	0	0	0	0	1	0	0	5-4	16	4	3	3.13
Mar 19, 2017	MISSISSIPPI STATE	9.0	6	1	1	2	8	0	0	1	0	0	0	1	0	6-1	17	4	4	3.03
Mar 22, 2017	NEW ORLEANS	9.0	5	2	2	7	10	1	0	0	1	0	0	2	0	5-2	18	4	5	2.98
Mar 24, 2017	at Missouri	9.0	7	2	2	2	11	1	0	1	1	0	0	0	0	9-2	19	4	6	2.94
Mar 25, 2017	at Missouri	8.0	11	7	7	2	14	2	0	3	1	0	0	0	0	2-7	19	5	6	3.13
Mar 26, 2017	at Missouri	9.0	11	8	8	9	8	2	0	0	2	0	0	2	0	9-8	20	5	6	3.32
Mar 31, 2017	at Alabama	9.0	3	1	1	0	7	2	0	0	1	0	1	0	0	7-1	21	5	6	3.23
Apr 1, 2017	at Alabama	8.0	10	7	7	2	10	2	0	0	1	0	2	1	0	1-7	21	6	6	3.39
Apr 2, 2017	at Alabama	9.0	9	5	5	4	6	1	0	1	1	0	1	0	0	8-5	22	6	6	3.45
Apr 04, 2017	GRAND CANYON	9.0	5	2	2	2	8	1	0	0	1	0	1	1	0	11-2	23	6	6	3.40
Apr 05, 2017	GRAND CANYON	9.0	11	1	1	2	18	0	0	1	0	0	0	1	0	6-1	24	6	6	3.32
Apr 07, 2017	LSU	9.0	9	3	3	5	8	0	0	0	2	0	0	1	0	9-3	25	6	6	3.31
Apr 08, 2017	LSU	9.0	9	10	7	2	9	2	0	2	3	0	4	2	0	8-10	25	7	6	3.42
Apr 09, 2017	LSU	9.0	6	2	2	2	7	1	0	0	0	0	1	2	0	0-2	25	8	6	3.38
Apr 11, 2017	at Missouri State	9.0	9	4	4	3	11	3	0	1	2	0	2	1	0	12-4	26	8	6	3.40
Apr 13, 2017	GEORGIA	9.0	7	4	4	6	9	1	0	2	2	0	0	1	0	14-4	27	8	6	3.41
Apr 14, 2017	GEORGIA	10.0	10	4	3	3	10	1	0	1	0	0	2	2	0	5-4	28	8	6	3.39
Apr 15, 2017	GEORGIA	9.0	11	3	2	4	6	3	0	1	1	0	1	3	0	11-3	29	8	6	3.35
Apr 18, 2017	MEMPHIS	9.0	8	7	7	4	7	2	0	2	0	0	1	0	0	16-7	30	8	6	3.45
Apr 19, 2017	MEMPHIS	9.0	1	0	0	1	8	0	0	0	0	0	0	0	0	2-0	31	8	7	3.36
Apr 21, 2017	at Auburn	8.0	15	15	15	8	6	6	0	3	2	0	0	1	0	2-15	31	9	7	3.67
Apr 22, 2017	at Auburn	9.0	7	3	3	5	14	1	0	0	0	1	3	1	0	7-3	32	9	8	3.65
Apr 23, 2017	at Auburn	8.0	16	11	11	3	5	8	0	2	1	0	2	0	0	6-11	32	10	8	3.84
Totals		373.0	333	177	159	135	417	64	3	32	34	2	37	30	0	306-177	32	10	8	3.84

TEAM GAME HIGHS

Batting

At bats:	44	at Missouri State (Apr 11, 2017)
Runs scored:	16	vs Bryant (Feb 26, 2017)
	16	vs Memphis (Apr 18, 2017)
Hits:	18	at Missouri State (Apr 11, 2017)
RBIs:	15	vs Nebraska (Mar 04, 2017 at Frisco, Texas)
	15	vs Memphis (Apr 18, 2017)
Doubles:	5	vs Georgia (Apr 14, 2017)
Triples:	2	at Missouri State (Apr 11, 2017)
	2	vs Memphis (Apr 18, 2017)
Home runs:	5	at Louisiana Tech (Mar 01, 2017)
	5	vs Georgia (Apr 13, 2017)
Total bases:	34	at Louisiana Tech (Mar 01, 2017)
Walks:	10	vs LSU (Apr 08, 2017)
Strikeouts:	13	vs Mississippi State (Mar 17, 2017)
Sac hits:	2	(4 games)
Sac flies:	2	vs Alcorn State (Mar 14, 2017)
	2	vs Grand Canyon (Apr 04, 2017)
	2	at Auburn (Apr 22, 2017)
Stolen bases:	3	vs Alcorn State (Mar 14, 2017)
	3	at Missouri (Mar 24, 2017)
Hit by pitch:	4	vs Bryant (Feb 24, 2017)
	4	vs Nebraska (Mar 04, 2017 at Frisco, Texas)
Caught stealing:	1	(12 games)
Runners LOB:	14	at Alabama (Mar 31, 2017)
Hit into DP:	3	vs Bryant (Feb 25, 2017)
	3	vs LSU (Apr 09, 2017)

Fielding

Putouts:	30	vs Georgia (Apr 14, 2017)
Assists:	20	vs Alcorn State (Mar 14, 2017)
Errors:	3	vs Rhode Island (Mar 10, 2017)
	3	vs Georgia (Apr 14, 2017)
Passed balls:	1	vs Oklahoma State (Mar 05, 2017 at Frisco, Texas)
	1	vs Georgia (Apr 13, 2017)
	1	at Auburn (Apr 23, 2017)
DPs turned:	3	vs Georgia (Apr 15, 2017)

Pitching

Innings pitched:	10.0	vs Georgia (Apr 14, 2017)
Runs allowed:	15	at Auburn (Apr 21, 2017)
Earned runs:	15	at Auburn (Apr 21, 2017)
Walks allowed:	9	vs Nebraska (Mar 04, 2017 at Frisco, Texas)
	9	at Missouri (Mar 26, 2017)
Strikeouts:	18	vs Grand Canyon (Apr 05, 2017)
Hits allowed:	16	at Auburn (Apr 23, 2017)
Doubles allowed:	8	at Auburn (Apr 23, 2017)
Triples allowed:	1	at Louisiana Tech (Mar 01, 2017)
	1	vs Oklahoma State (Mar 05, 2017 at Frisco, Texas)
	1	vs Alcorn State (Mar 14, 2017)
Homers allowed:	3	at Missouri (Mar 25, 2017)
	3	at Auburn (Apr 21, 2017)
Wild pitches:	3	vs Bryant (Feb 25, 2017)
	3	vs LSU (Apr 08, 2017)
Hit batters:	4	at Louisiana Tech (Mar 01, 2017)
	4	vs LSU (Apr 08, 2017)

INDIVIDUAL GAME HIGHS

Batting

At bats:	6	(9 games)
Runs scored:	4	Luke Bonfield vs Nebraska (Mar 04, 2017 at Frisco, Texas)
Hits:	4	(5 games)
RBIs:	5	Jaxon Williams vs Bryant (Feb 26, 2017)
	5	Carson Shaddy vs Nebraska (Mar 04, 2017 at Frisco, Texas)
	5	Chad Spanberger vs LSU (Apr 08, 2017)
Doubles:	3	Carson Shaddy vs Nebraska (Mar 04, 2017 at Frisco, Texas)
Triples:	1	(8 games)
Home runs:	1	(54 games)
Total bases:	8	Grant Koch at Louisiana Tech (Mar 01, 2017)
Walks:	3	(4 games)
Strikeouts:	4	Jaxon Williams at Missouri State (Apr 11, 2017)
	4	Jordan McFarland vs Georgia (Apr 13, 2017)
	4	Chad Spanberger at Auburn (Apr 21, 2017)
Sac hits:	2	Eric Cole vs Mississippi State (Mar 19, 2017)
	2	Jax Biggers at Missouri State (Apr 11, 2017)
Sac flies:	2	Luke Bonfield vs Grand Canyon (Apr 04, 2017)
Stolen bases:	1	(18 games)
Hit by pitch:	2	Carson Shaddy vs Bryant (Feb 25, 2017)
	2	Jake Arledge vs Georgia (Apr 13, 2017)
Caught stealing:	1	(12 games)
Runners LOB:	7	Dominic Fletcher vs Miami (Ohio) (Feb 19, 2017)

Pitching

Innings pitched:	8.1	Trevor Stephan vs Rhode Island (Mar 10, 2017)
Runs allowed:	8	Blaine Knight at Auburn (Apr 21, 2017)
Earned runs:	8	Blaine Knight at Auburn (Apr 21, 2017)
Walks allowed:	4	Trevor Stephan vs Bryant (Feb 25, 2017)
	4	Kacey Murphy vs New Orleans (Mar 22, 2017)
	4	Blaine Knight at Auburn (Apr 21, 2017)
Strikeouts:	13	Trevor Stephan vs Rhode Island (Mar 10, 2017)
Hits allowed:	8	Blaine Knight at Auburn (Apr 21, 2017)
Doubles allowed:	3	Blaine Knight at Auburn (Apr 21, 2017)
	3	Angus Denton at Auburn (Apr 21, 2017)
Triples allowed:	1	Cody Scroggins at Louisiana Tech (Mar 01, 2017)
	1	Cannon Chadwick vs Oklahoma State (Mar 05, 2017 at Frisco, Texas)
	1	Jake Reindl vs Alcorn State (Mar 14, 2017)
Homers allowed:	2	Evan Lee at Louisiana Tech (Mar 01, 2017)
	2	Trevor Stephan at Missouri (Mar 25, 2017)
	2	Angus Denton at Auburn (Apr 21, 2017)
Wild pitches:	2	Cannon Chadwick at Missouri (Mar 26, 2017)
	2	Dominic Taccolini vs LSU (Apr 07, 2017)
	2	Barrett Loseke vs Georgia (Apr 13, 2017)
Hit batters:	3	Cannon Chadwick at Auburn (Apr 22, 2017)

#10 JOSH ALBERIUS • R-SR • RHP • 5-11 • 180

CAREER HIGHS

Category	High	Opponent (Last)	Date
Innings	5.1	at Louisiana Tech	2/28/17
Longest Start	5.1	at Louisiana Tech	2/28/17
Shortest Start	2.0	vs. #14 Oklahoma St.	3/5/17
Longest Relief	4.0	2x (Missouri)	4/1/16
Hits	7	Rhode Island	3/12/17
Runs	5	vs. #14 Oklahoma St.	3/5/17
Earned Runs	4	3x (at #10 Auburn)	4/23/17
Walks	2	6x (at #18 Missouri)	3/26/17
Strikeouts	7	at Louisiana Tech	2/28/17

CAREER VS. 2017 OPPONENTS

Team	ERA	W-L	G-GS	IP	H	R	ER	BB-K
Oklahoma St.	0.00	0-0	1-0	3.0	2	0	0	1-2
ULM	0.00	1-0	1-0	2.0	0	0	0	0-4
Miss. St.	2.81	0-0	2-0	3.2	5	2	1	1-4
Missouri	0.00	0-0	2-0	4.2	3	1	0	1-3
Grambling St.	0.00	1-0	1-0	2.0	0	0	0	0-4
Alabama	4.50	0-0	2-0	2.0	2	1	1	2-2
LSU	0.00	0-1	2-0	2.1	3	1	0	0-0
Missouri St.	67.50	0-0	2-0	0.2	5	5	5	1-1
Georgia	0.00	0-0	1-0	2.0	0	0	0	0-1
Memphis	0.00	0-0	2-0	5.0	4	0	0	0-3
Auburn	2.81	1-0	2-0	3.2	2	1	1	2-5
Ole Miss	0.00	0-0	4-0	2.2	2	0	0	3-2
Vanderbilt	6.75	0-1	1-0	1.1	2	1	1	0-2
Texas A&M	0.00	0-0	2-0	1.2	2	1	0	0-0

ALBERIUS' CAREER APPEARANCES

Josh Alberius 2017 Game-By-Game (R-Senior)

(14 Appearances, 9 Starts)

Date	Opponent	IP	H	R-ER	BB	K	Result
2/19/17	Miami (Ohio)	3.2	2	0-0	1	5	W, 11-1
2/24/17	Bryant	1.0	0	0-0	0	1	W, 11-8
2/26/17	Bryant	1.0	0	0-0	0	1	W, 16-6
2/28/17	at Louisiana Tech*	5.1	2	3-1	2	7	L, 4-3
3/5/17	vs. #14 Oklahoma St.*	2.0	5	5-4	2	2	L, 8-3
3/12/17	Rhode Island*	5.0	7	3-3	0	3	L, 3-0
3/19/17	Mississippi St.*	4.2	5	0-0	1	3	W, 6-1
3/26/17	at #18 Missouri*	3.0	4	1-1	2	1	W, 9-8
4/2/17	at Alabama*	3.0	5	3-3	0	2	W, 8-5
4/5/17	Grand Canyon	1.0	1	0-0	0	2	W, 6-1
4/9/17	#13 LSU*	3.1	4	1-1	2	2	L, 2-0
4/15/17	Georgia*	3.0	5	3-2	1	3	W, 11-3
4/19/17	Memphis	2.0	0	0-0	0	1	W, 2-0
4/23/17	at #10 Auburn*	1.2	5	4-4	0	1	L, 11-6
TOTALS	14 G, 9 GS	39.2	45	23-19	11	34	2-4 (2 SV)

Josh Alberius 2016 Game-By-Game (R-Junior)

(25 Appearances, 0 Starts)

Date	Opponent	IP	H	R-ER	BB	K	Result
2/24/16	Miss. Valley State	2.0	2	0-0	0	3	ND
2/27/16	vs. #9 Houston	0.2	0	0-0	1	1	ND
3/4/16	Eastern Illinois	1.1	2	0-0	0	2	ND
3/9/16	Gonzaga	0.2	4	2-2	0	1	ND
3/13/16	Western Illinois	1.2	0	0-0	1	3	ND
3/16/16	Grambling St.	2.0	0	0-0	0	4	W, 1-0
3/18/16	at #12 South Carolina	0.1	0	0-0	0	1	ND
3/25/16	Auburn	2.2	0	0-0	1	5	W, 2-0
3/29/16	at #16 Oklahoma St.	3.0	2	0-0	1	2	ND
4/1/16	Missouri	4.0	2	0-0	1	3	ND
4/3/16	Missouri	0.2	1	1-0	0	0	ND
4/6/16	at Memphis	1.0	1	0-0	0	0	ND
4/9/16	at #14 Ole Miss	1.0	0	0-0	1	2	ND
4/10/16	at #14 Ole Miss	0.0	1	0-0	0	0	ND

4/12/16	ULM	2.0	0	0-0	0	4	ND
4/14/16	#2 Florida	1.0	4	3-3	0	1	W, 3-0
4/19/16	#25 Creighton	0.2	2	2-2	1	0	ND
4/23/16	at #12 Kentucky-2	0.2	2	0-0	0	1	ND
4/30/16	#2 Texas A&M-1	1.0	0	0-0	0	0	ND
4/30/16	#2 Texas A&M-2	0.2	2	1-0	0	0	ND
5/3/16	at Missouri St.	0.0	4	4-4	0	0	L, 3-1
5/7/16	at #13 LSU	0.1	2	1-0	0	0	ND
5/14/16	Alabama	1.1	2	1-1	2	2	ND
5/17/16	Missouri St.	0.2	1	1-1	1	1	ND
5/20/16	at #4 Mississippi St.	3.0	4	2-1	1	4	ND
TOTALS	25 G, 0 GS	32.1	38	18-14	11	40	3-1

Josh Alberius 2015 Game-By-Game (R-Sophomore)

(22 Appearances, 0 Starts)

Date	Opponent	IP	H	R-ER	BB	K	Result
2/14/15	North Dakota-2	0.2	0	0-0	1	1	ND
2/22/15	vs. #13 Maryland	1.0	1	1-1	0	1	ND
3/2/15	Eastern Illinois-2	3.0	0	0-0	0	2	W, 1-0
3/8/15	Loyola Marymount	1.0	0	0-0	0	1	ND
3/10/15	Gonzaga	2.2	4	1-1	0	3	L, 1-1
3/11/15	Gonzaga	0.1	2	0-0	1	0	ND
3/15/15	at #5 Vanderbilt	1.1	2	1-1	0	2	L, 1-2
3/17/15	SE Missouri St.	1.0	1	0-0	1	0	ND
3/20/15	#1 LSU	2.0	1	0-0	0	0	ND
3/24/15	vs. Memphis	4.0	3	0-0	0	3	ND
3/27/15	Ole Miss	1.0	1	0-0	0	0	ND
3/28/15	Ole Miss	0.2	0	0-0	2	0	ND
4/5/15	at Auburn	1.0	2	1-1	1	0	ND
4/7/15	Mississippi Valley St.	3.0	2	1-1	0	3	ND
4/14/15	Stephen F. Austin	1.0	0	0-0	1	0	ND
4/28/15	Mississippi St.	0.2	1	0-0	0	0	ND
5/12/15	at Creighton	1.1	2	1-1	0	1	ND
5/16/15	at Georgia	2.0	0	0-0	0	1	ND
5/20/15	vs. Florida	0.2	3	3-3	1	1	ND
5/22/15	vs. Florida	1.0	2	3-3	2	0	ND
5/29/15	vs. Oral Roberts	0.1	0	0-0	0	0	ND
5/31/15	vs. St. John's	1.1	4	2-1	0	1	ND
TOTALS	22 G, 0 GS	31.0	31	14-13	10	20	1-2

Josh Alberius 2014 Game-By-Game (R-Sophomore)

(1 Appearances, 0 Starts)

Date	Opponent	IP	H	R-ER	BB	K	Result
3/21/14	Alabama	0.2	0	0-0	0	0	ND
TOTALS	1 G, 0 GS	0.2	0	0-0	0	0	0-0

2017 HIGHLIGHTS

- Made first appearance of the year against Miami (Ohio), going 3.2 innings and tying a career-high five strikeouts.
- His five strikeouts against Miami (Ohio) were the most since totaling five against Auburn on March 25 of 2016.
- Made first collegiate start at Louisiana Tech (2/28), throwing a career-high 5.1 innings and striking out a career-high seven batters.
- His seven strikeouts was a career-high and his most in a start this year.
- Earned his first win as a starter after a 4.2 inning outing against Mississippi State (March 19, 2017), scattering five hits, but not giving up a run to help the Hogs sweep the Bulldogs.
- Has started eight of his last 10 appearances and has given up 14 earned runs over 27.0 for a 4.45 ERA.
- Picked up his second save of the year after needing only 15 pitches to close out a 2-0 win over Memphis (April 19) in North Little Rock.

#36 CANNON CHADWICK • SR • RHP • 6-0 • 195

CAREER HIGHS

Category	High	Opponent (Last)	Date
Innings	4.1	at #10 Auburn	4/22/17
Longest Start	3.0	Gonzaga	3/11/15
Shortest Start	3.0	Gonzaga	3/11/15
Longest Relief	4.1	at #10 Auburn	4/22/17
Hits	5	LSU	3/20/15
Runs	6	LSU	3/20/15
Earned Runs	6	LSU	3/20/15
Walks	5	Gonzaga	3/11/15
Strikeouts	5	Mississippi State	3/18/17

CAREER VS. 2017 OPPONENTS

Team	ERA	W-L	G-GS	IP	H	R	ER	BB-K
La. Tech	0.00	0-0	1-0	3.0	2	0	0	0-1
ULM	0.00	0-0	1-0	1.0	0	0	0	0-2
LSU	27.00	0-0	1-0	2.0	5	6	6	2-2

CHADWICK'S CAREER APPEARANCES

Cannon Chadwick 2017 Game-By-Game (Senior)
(16 Appearances, 0 Starts)

Date	Opponent	IP	H	R-ER	BB	K	Result
2/17/17	Miami (Ohio)	2.0	1	0-0	0	4	W, 7-0
2/24/17	Bryant	1.1	3	2-0	0	3	W, 11-8
2/25/17	Bryant	1.0	0	0-0	0	2	W, 13-7
2/28/17	at Louisiana Tech	2.2	3	0-0	0	2	L, 4-3
3/5/17	vs. #14 Oklahoma St.	2.1	3	2-2	1	1	L, 8-3
3/10/17	Rhode Island	0.2	1	0-0	0	2	W, 3-2
3/12/17	Rhode Island	1.0	0	0-0	0	2	L, 3-0
3/14/17	Alcorn State	1.1	0	0-0	0	1	W, 3-2
3/17/17	Mississippi St.	1.0	0	0-0	0	2	W, 3-1
3/18/17	Mississippi St.	2.2	0	0-0	0	5	W, 5-4
3/26/17	at #18 Missouri	2.0	2	3-3	3	3	W, 9-8
4/2/17	at Alabama	3.0	3	1-1	1	2	W, 8.5
4/8/17	#13 LSU	1.1	2	5-2	1	2	L, 10-8
4/14/17	Georgia	2.2	1	0-0	0	3	W, 5-4
4/22/17	at #10 Auburn	4.1	0	0-0	2	4	W, 7-3
4/23/17	at #10 Auburn	0.0	2	3-3	1	0	L, 11-6
TOTALS	16 G, 0 GS	26.0	21	16-11	9	29	4-1 (2 SV)

Cannon Chadwick 2016 Game-By-Game (Junior)
(8 Appearances, 0 Starts)

Date	Opponent	IP	H	R-ER	BB	K	Result
2/20/16	Central Michigan	2.0	1	0-0	1	1	ND
2/24/16	Mississippi Valley St.	1.0	0	0-0	0	1	ND
2/28/16	vs. #23 Texas Tech	2.1	3	1-1	1	3	W, 1-0
3/2/16	Louisiana Tech	3.0	2	0-0	0	1	ND
3/5/16	Eastern Illinois	2.2	2	1-0	1	1	ND
3/9/16	Gonzaga	0.2	3	2-2	1	1	ND
4/12/16	ULM	1.0	0	0-0	0	2	ND
4/15/16	#2 Florida	2.2	2	0-0	0	0	ND
TOTALS	8 G, 0 GS	15.1	13	4-3	4	10	1-0

Cannon Chadwick 2015 Game-By-Game (Sophomore)
(12 Appearances, 1 Starts)

Date	Opponent	IP	H	R-ER	BB	K	Result
2/13/15	North Dakota	1.1	1	0-0	1	3	W, 1-0
2/20/15	vs. #22 UCF	2.0	2	1-1	1	1	ND
2/22/15	vs. #13 Maryland	0.1	0	0-0	0	1	ND
3/3/15	Eastern Illinois	1.0	0	0-0	1	0	ND
3/7/15	Loyola Marymount	0.1	0	1-1	1	0	ND
3/8/15	Loyola Marymount	0.2	0	0-0	0	1	ND
3/11/15	Gonzaga*	3.0	2	2-1	5	1	ND
3/18/15	SE Missouri St.	1.2	2	1-1	1	1	ND
3/20/15	#1 LSU	2.0	5	6-6	2	2	ND
4/8/15	Mississippi Valley St.	1.0	3	0-0	0	0	ND
4/11/15	Kentucky	1.1	1	0-0	3	0	ND
4/15/15	Stephen F. Austin	0.2	4	2-2	2	0	ND
TOTALS	12 G, 1 GS	15.1	20	13-12	17	10	1-0

2017 HIGHLIGHTS

- Came back for senior season after being shut down for injury in 2016 after just eight appearances.
- Made his first appearance of the year against Miami (Ohio) striking out a career-high four batters in just two innings.
- Earned the win and scored the winning run against Alcorn State (March 14, 2017) after drawing a walk in the bottom of the ninth and scoring from second two batters later.
- Recorded back-to-back saves in games one and two against Mississippi State (March 17-18, 2017), his first two of the year, which leads the team.
- Struck out two of the three batters faced in the ninth inning on Friday night to preserve a two-run lead and give the Razorbacks its first conference game.
- Earned the second save after coming in with the bases loaded in the seventh inning of game two and a two-run lead. Only one run scored, but he struck out the final five of seven batters he faced through the ninth inning.
- Held Georgia scoreless over the 6th and 7th innings in game two of the series, striking out three, his fifth outing with three or more strikeouts this year.
- Has a 5.67 strikeout-to-walk ratio, behind Blaine Knight (9.83) and Trevor Stephan (6.30) on the team.

#32 MATT CRONIN • FR • LHP • 6-2 • 190

CAREER HIGHS

Category	High	Opponent (Last)	Date
Innings	2.0	2x (Alcorn State)	3/15/17
Longest Start	--	--	--
Shortest Start	--	--	--
Longest Relief	2.0	2x (Alcorn State)	3/15/17
Hits	2	2x (Memphis)	4/18/17
Runs	1	2x (New Orleans)	3/22/17
Earned Runs	1	2x (New Orleans)	3/22/17
Walks	2	ULM	3/8/17
Strikeouts	4	Alcorn State	3/15/17

CRONIN'S CAREER APPEARANCES

Matt Cronin 2017 Game-By-Game (Freshman)
(8 Appearances, 0 Starts)

Date	Opponent	IP	H	R-ER	BB	K	Result
3/4/17	vs. Nebraska	1.0	0	0-0	0	2	W, 15-5
3/8/17	ULM	2.0	0	0-0	2	3	W, 11-2
3/15/17	Alcorn State	2.0	2	1-1	0	4	W, 11-3
3/22/17	New Orleans	0.0	0	1-1	1	0	W, 5-2
4/1/17	at Alabama	1.0	1	0-0	1	1	L, 7-1
4/5/17	Grand Canyon	1.0	0	0-0	0	2	W, 6-1
4/11/17	at Missouri State	1.2	1	0-0	1	2	W, 12-4
4/18/17	Memphis	1.1	2	0-0	0	2	W, 16-7
TOTALS	8 G, 0 GS	10.0	6	2-2	5	16	2-0

2017 HIGHLIGHTS

- Made his first collegiate appearance against Nebraska (March 4) at the Frisco Classic, throwing a scoreless inning with two strikeouts.
- Struck out a combined nine batters in his first three appearances, all out of the bullpen, giving up just a single earned run against Alcorn State (March 15).
- Threw a scoreless frame against Alabama (April 1), striking out one and walking one.
- Notched his first collegiate win after holding Missouri State scoreless through the second, third, and part of the fourth inning, striking out two and allowing just one hit.
- Earned his second win of the season after holding Memphis (April 18) for 1.1 innings after the Hogs came back from a 3-0 deficit.

#29 ANGUS DENTON • FR • RHP • 5-11 • 160

CAREER HIGHS

Category	High	Opponent (Last)	Date
Innings	5.2	at #10 Auburn	4/21/17
Longest Start	--	--	--
Shortest Start	--	--	--
Longest Relief	5.2	at #10 Auburn	4/21/17
Hits	7	at #10 Auburn	4/21/17
Runs	5	at #10 Auburn	4/21/17
Earned Runs	5	at #10 Auburn	4/21/17
Walks	2	at #10 Auburn	4/21/17
Strikeouts	5	at #10 Auburn	4/21/17

DENTON'S CAREER APPEARANCES

Angus Denton 2017 Game-By-Game (Freshman)
(7 Appearances, 0 Starts)

Date	Opponent	IP	H	R-ER	BB	K	Result
2/25/17	Bryant	0.1	0	0-0	0	0	W, 13-7
3/4/17	vs. Nebraska	0.1	0	0-0	1	0	W, 15-5
3/7/17	ULM	1.0	2	0-0	0	2	W, 12-3
3/15/17	Alcorn State	1.0	0	0-0	0	1	W, 11-3
4/4/17	Grand Canyon	1.0	0	0-0	0	1	W, 11-2
4/18/17	Memphis	1.0	0	0-0	0	1	W, 16-7
4/21/17	at #10 Auburn	5.2	7	5-5	2	5	L, 15-2
TOTALS	7 G, 0 GS	10.1	9	5-5	3	10	0-0

#45 KEVIN KOPPS • R-FR • RHP • 6-0 • 190

CAREER HIGHS

Category	High	Opponent (Last)	Date
Innings	5.2	Georgia	4/15/17
Longest Start	3.1	2x (Bryant)	2/26/17
Shortest Start	3.1	2x (Bryant)	2/26/17
Longest Relief	5.2	Georgia	4/15/17
Hits	5	3x (at #10 Auburn)	4/23/17
Runs	3	2x (#13 LSU)	4/8/17
Earned Runs	3	2x (#13 LSU)	4/8/17
Walks	3	2x (at #18 Missouri)	3/26/17
Strikeouts	5	Miami (Ohio)	2/19/17

KOPPS' CAREER APPEARANCES

Kevin Kopps 2017 Game-By-Game (R-Freshman)
(13 Appearances, 2 Starts)

Date	Opponent	IP	H	R-ER	BB	K	Result
2/19/17	Miami (Ohio)*	3.1	2	1-1	2	5	W, 11-1
2/26/17	Bryant*	3.1	4	2-2	2	2	W, 16-6
3/3/17	vs. #5 Arizona	0.2	0	0-0	0	0	L, 3-0
3/5/17	vs. #30 Oklahoma St.	2.1	1	0-0	1	1	L, 8-3
3/12/17	Rhode Island	3.0	1	0-0	3	3	L, 3-0
3/17/17	Mississippi St.	0.2	1	0-0	0	1	W, 3-1
3/22/17	New Orleans	1.0	0	0-0	0	1	W, 5-2
3/26/17	at #18 Missouri	3.2	2	2-2	3	4	W, 9-8
4/1/17	at Alabama	3.0	5	3-3	0	4	L, 7-1
4/8/17	#13 LSU	0.2	2	3-3	1	0	L, 10-8
4/11/17	at Missouri State	1.0	2	1-1	0	1	W, 12-4
4/15/17	Georgia	5.2	5	0-0	2	3	W, 11-3
4/23/17	at #10 Auburn	1.0	3	1-1	2	0	L, 11-6
TOTALS	13 G, 2 GS	29.1	28	13-13	16	25	2-0

2017 HIGHLIGHTS

- Was the Sunday starter for the first two weekends of the season, garnering a win in first collegiate start against Miami (Ohio) (Feb. 19).
- Moved to the bullpen prior to the Frisco Classic and made appearances against No. 5 Arizona (March 3) and No. 30 Oklahoma State (March 5), allowing just one hit over 3.0 innings.
- Had a seven-inning scoreless streak from his first appearance out of the bullpen (No. 5 Arizona, March 3) to his one-inning save against New Orleans (March 22).
- Corralled his first save of the season after pitching a perfect ninth inning against New Orleans (March 22) with one strikeout.
- Pitched a career-long 5.2 innings against Georgia (April 15), scattering five hits in his sixth scoreless outing this season. It's the longest scoreless outing by a Razorback reliever this year.

#35 JACOB KOSTYSHOCK • FR • RHP • 6-4 • 175

CAREER HIGHS

Category	High	Opponent (Last)	Date
Innings	2.0	ULM	3/8/17
Longest Start	--	--	--
Shortest Start	--	--	--
Longest Relief	2.0	ULM	3/8/17
Hits	3	Grand Canyon	4/4/17
Runs	3	vs. Nebraska	3/4/17
Earned Runs	3	vs. Nebraska	3/4/17
Walks	3	vs. Nebraska	3/4/17
Strikeouts	2	2x (ULM)	3/8/17

KOSTYSHOCK'S CAREER APPEARANCES

Jacob Kostyshock 2017 Game-By-Game (Freshman)
(5 Appearances, 0 Starts)

Date	Opponent	IP	H	R-ER	BB	K	Result
3/4/17	vs. Nebraska	0.2	2	3-3	3	2	W, 15-5
3/8/17	ULM	2.0	0	0-0	0	2	W, 11-2
3/15/17	Alcorn State	1.0	0	0-0	0	0	W, 11-3
4/4/17	Grand Canyon	0.2	3	1-1	0	1	W, 11-2
4/13/17	Georgia	0.0	0	0-0	2	0	W, 14-4
TOTALS	5 G, 0 GS	4.2	5	4-4	5	5	0-0

#27 EVAN LEE • FR • LHP • 6-2 • 190

CAREER HIGHS

Category	High	Opponent (Last)	Date
Innings	2.1	vs. #30 Oklahoma St.	3/5/17
Longest Start	1.0	at Louisiana Tech	3/1/17
Shortest Start	1.0	at Louisiana Tech	3/1/17
Longest Relief	2.1	vs. #30 Oklahoma St.	3/5/17
Hits	3	2x (at #10 Auburn)	4/23/17
Runs	3	at Louisiana Tech	3/1/17
Earned Runs	3	at Louisiana Tech	3/1/17
Walks	1	5x (at #10 Auburn)	4/22/17
Strikeouts	2	6x (at #10 Auburn)	4/23/17

LEE'S CAREER APPEARANCES

Evan Lee 2017 Game-By-Game (Freshman)
(10 Appearances, 1 Start)

Date	Opponent	IP	H	R-ER	BB	K	Result
2/26/17	Bryant	1.0	0	0-0	0	1	W, 16-6
3/1/17	at Louisiana Tech*	1.0	2	3-3	0	0	W, 13-10
3/5/17	vs. #30 Oklahoma St.	2.1	1	1-0	1	2	L, 8-3
3/15/17	Alcorn State	1.0	0	0-0	1	2	W, 11-3
3/17/17	Mississippi St.	0.1	0	0-0	0	0	W, 3-1
4/5/17	Grand Canyon	2.0	3	1-1	1	2	W, 6-1
4/11/17	at Missouri State	1.0	2	0-0	0	2	W, 12-4
4/18/17	Memphis	2.0	0	0-0	1	2	W, 16-7
4/22/17	at #10 Auburn	0.1	0	0-0	1	1	W, 7-3
4/23/17	at #10 Auburn	1.2	3	2-2	0	2	L, 11-6
TOTALS	10 G, 1 GS	12.1	11	7-6	4	12	0-0

#46 BARRETT LOSEKE • SO • RHP • 6-0 • 170

CAREER HIGHS

Category	High	Opponent (Last)	Date
Innings	4.2	Rhode Island	3/10/17
Longest Start	4.0	2x (at S. Carolina)	3/19/16
Shortest Start	1.0	at Ole Miss	4/10/16
Longest Relief	4.2	Rhode Island	3/10/17
Hits	4	2x (Bryant)	2/26/17
Runs	3	4x (Memphis)	4/18/17
Earned Runs	3	4x (Memphis)	4/18/17
Walks	3	4x (Memphis)	4/18/17
Strikeouts	7	at Louisiana Tech	3/1/17

CAREER VS. 2017 OPPONENTS

Team	ERA	W-L	G-GS	IP	H	R	ER	BB-K
Oklahoma St.	0.00	0-0	1-0	1.0	0	0	0	1-0
ULM	0.00	0-0	1-0	1.0	1	0	0	0-1
Mississippi St.	0.00	0-0	1-0	1.0	1	0	0	0-2
Missouri	8.71	0-1	1-1	3.1	2	3	3	1-4
LSU	0.00	0-0	2-0	1.2	1	0	0	3-2
Missouri St.	9.00	0-1	1-1	2.0	2	2	2	1-1
Auburn	4.09	0-0	1-1	2.2	4	1	1	1-2
Ole Miss	27.00	0-1	1-1	1.0	2	3	3	2-3
Texas A&M	0.00	0-0	1-0	3.2	0	0	0	0-4

LOSEKE'S CAREER APPEARANCES

Barrett Loseke 2017 Game-By-Game (Sophomore)
(13 Appearances, 1 Starts)

Date	Opponent	IP	H	R-ER	BB	K	Result
2/19/17	Miami (Ohio)	1.0	0	0-0	2	2	W, 11-1
2/26/17	Bryant	2.1	4	3-3	2	3	W, 16-6
3/1/17	at Louisiana Tech	4.0	1	0-0	1	7	W, 13-10
3/10/17	Rhode Island	4.2	3	0-0	0	3	W, 5-2
3/18/17	Mississippi St.	0.0	0	0-0	1	0	W, 5-4
3/22/17	New Orleans	3.1	1	0-0	1	4	W, 5-2
3/26/17	at #18 Missouri	0.1	3	2-2	1	0	W, 9-8
4/5/17	Grand Canyon	2.0	0	0-0	2	2	W, 11-2
4/7/17	#13 LSU	1.0	3	0-0	0	1	W, 9-3
4/11/17	at Missouri State	1.0	1	2-2	1	1	W, 12-4
4/13/17	Georgia	1.2	0	0-0	1	2	W, 14-4
4/18/17	Memphis	3.0	3	3-3	3	2	W, 16-7
4/23/17	at #10 Auburn	0.1	1	0-0	0	0	L, 11-6
TOTALS	13 G, 2 GS	24.2	20	10-10	15	27	3-0

Barrett Loseke 2016 Game-By-Game (Freshman)
(17 Appearances, 6 Starts)

Date	Opponent	IP	H	R-ER	BB	K	Result
2/20/16	Central Michigan	0.1	1	0-0	0	0	ND
2/23/16	Mississippi Valley St.	2.0	1	0-0	0	3	ND
2/28/16	vs. #23 Texas Tech	1.1	2	0-0	3	3	ND
3/9/16	Gonzaga	3.0	1	0-0	1	1	ND
3/13/16	Western Illinois*	4.0	1	0-0	1	4	W, 1-0
3/19/16	at #12 South Carolina*	4.0	3	2-2	3	3	ND
3/27/16	Auburn*	2.2	4	1-1	1	2	ND
4/3/16	Missouri*	3.1	2	3-3	1	4	L, 1-1
4/10/16	at #14 Ole Miss*	1.0	2	3-3	2	3	L, 1-2
4/12/16	ULM	1.0	1	0-0	0	1	ND
4/16/16	#2 Florida	0.2	0	0-0	3	2	ND
4/26/16	#18 Oklahoma St.	1.0	0	0-0	1	0	ND
4/30/16	#2 Texas A&M-2	3.2	2	0-0	0	4	ND
5/6/16	at #13 LSU	0.0	0	0-0	2	0	ND
5/8/16	at #13 LSU	1.2	1	0-0	1	2	ND
5/17	Missouri St.*	2.0	2	2-2	1	1	L, 1-3
5/20/16	at #4 Mississippi St.	1.0	1	0-0	0	2	ND
TOTALS	17 G, 6 GS	32.2	24	11-11	20	35	1-3

2017 HIGHLIGHTS

- Was one of four pitchers used to earn sweep of Miami (Ohio) in game three of series.
- Came out of the bullpen against Louisiana Tech (3/1) and shut down the offense for 4.0 innings, striking out a career-high seven batters to earn the victory.
- Topped himself with a 4.2 inning outing against Rhode Island from the bullpen, giving up no runs and no walks while earning his second win of the year.
- Earned his third win after relieving Kacey Murphy in the third inning against New Orleans. Went on to hold the Privateers to one hit with four strikeouts.

#21 KACEY MURPHY • SO • LHP • 6-0 • 190

CAREER HIGHS

Category	High	Opponent (Last)	Date
Innings	7.0	Memphis	4/19/17
Longest Start	7.0	Memphis	4/19/17
Shortest Start	3.0	Alcorn State	3/15/17
Longest Relief	2.1	Missouri St.	5/17/16
Hits	6	Alcorn State	3/15/17
Runs	5	Missouri St.	5/17/16
Earned Runs	4	Missouri St.	5/17/16
Walks	4	New Orleans	3/22/17
Strikeouts	10	Grand Canyon	4/5/17

CAREER VS. 2017 OPPONENTS

Team	ERA	W-L	G-GS	IP	H	R	ER	BB-K
Oklahoma St.	0.00	0-0	1-0	0.1	0	0	0	0-1
Missouri	18.00	0-0	1-0	0.0	2	2	2	1-0
Missouri St.	12.00	0-0	2-0	3.0	3	6	4	3-5
Auburn	9.00	0-0	1-0	2.0	4	2	2	0-3
Texas A&M	0.00	0-0	1-0	0.0	1	0	0	1-0

MURPHY'S CAREER APPEARANCES

Kacey Murphy 2017 Game-By-Game (Sophomore)
(13 Appearances, 6 Starts)

Date	Opponent	IP	H	R-ER	BB	K	Result
2/19/17	Miami (Ohio)	1.0	0	0-0	0	1	W, 11-1
2/24/17	Bryant	0.1	1	0-0	1	1	W, 11-8
3/3/17	vs. #5 Arizona	1.1	2	1-1	1	0	L, 3-0
3/8/17	ULM*	5.0	3	2-2	1	9	W, 11-2
3/15/17	Alcorn State*	3.0	6	1-1	1	6	W, 11-3
3/19/17	Mississippi St.	0.1	0	0-0	0	0	W, 6-1
3/22/17	New Orleans*	2.2	2	0-0	4	3	W, 5-2
3/25/17	at #18 Missouri	0.0	3	3-3	1	0	L, 7-2
4/5/17	Grand Canyon*	4.0	5	0-0	0	10	W, 6-1
4/11/17	at Missouri State*	1.2	3	1-1	0	2	W, 12-4
4/15/17	Georgia	0.1	1	0-0	1	0	W, 11-3
4/19/17	Memphis*	7.0	1	0-0	1	7	W, 2-0
4/23/17	at #10 Auburn	3.1	2	1-1	0	2	L, 11-6
TOTALS	13 G, 6 GS	31.0	29	9-9	11	41	4-0

Kacey Murphy 2016 Game-By-Game (Freshman)
(14 Appearances, 0 Starts)

Date	Opponent	IP	H	R-ER	BB	K	Result
2/19/16	Central Michigan	0.1	0	0-0	1	1	ND
2/21/16	Central Michigan	0.2	0	0-0	1	0	ND
2/23/16	Mississippi Valley St.	1.0	1	1-1	1	1	ND
3/4/16	Eastern Illinois	1.0	1	0-0	0	0	ND
3/9/16	Gonzaga	0.1	0	1-1	0	0	ND
3/13/16	Western Illinois	1.2	0	0-0	0	2	ND
3/18/16	at #12 South Carolina	0.2	3	1-1	1	0	ND
3/26/16	Auburn	2.0	4	2-2	0	3	ND
4/3/16	Missouri	0.0	2	2-2	1	0	ND
4/19/16	#25 Creighton	0.2	1	0-0	0	1	ND
4/26/16	#18 Oklahoma St.	0.1	0	0-0	0	1	ND
5/1/16	#2 Texas A&M	0.0	1	0-0	1	0	ND
5/3/16	at Missouri St.	0.2	0	1-0	2	0	ND
5/17/16	Missouri St.	2.1	3	5-4	1	5	ND
TOTALS	14 G, 0 GS	11.2	16	13-11	9	14	0-0

2017 HIGHLIGHTS

- Earned his first win of the season in his first collegiate start, going a career-high 5.0 innings against ULM (3/8/17) and striking out nine
- Started for the second straight midweek game, going 3.0 innings against Alcorn State and gave up just one earned run with six strikeouts.
- Struck out a career-high 10 Grand Canyon batters in his fourth start of the year. Achieved the feat in just four innings and striking out the side in his final three innings.

#34 JAKE REINDL • SO • RHP • 6-1 • 200

CAREER HIGHS

Category	High	Opponent (Last)	Date
Innings	5.2	#13 LSU	4/9/17
Longest Start	--	--	--
Shortest Start	--	--	--
Longest Relief	5.2	#13 LSU	4/9/17
Hits	4	Alcorn State	3/14/17
Runs	2	Gonzaga	3/9/16
Earned Runs	2	Gonzaga	3/9/16
Walks	2	Georgia	4/14/17
Strikeouts	6	at #10 Auburn	4/22/17

CAREER VS. 2017 OPPONENTS

Team	ERA	W-L	G-GS	IP	H	R	ER	BB-K
Mississippi St.	0.00	0-0	1-0	0.2	0	0	0	0-1
Grambling St.	0.00	0-0	1-0	1.0	1	0	0	0-0
Missouri St.	0.00	0-0	1-0	1.0	1	0	0	0-1
Memphis	9.00	0-0	1-0	1.0	2	1	1	0-1

REINDL'S CAREER APPEARANCES

Jake Reindl 2017 Game-By-Game (Sophomore)
(13 Appearances, 0 Starts)

Date	Opponent	IP	H	R-ER	BB	K	Result
2/17/17	Miami (Ohio)	3.0	2	0-0	0	3	W, 7-0
2/24/17	Bryant	0.1	1	2-2	1	0	W, 11-8
3/1/17	at Louisiana Tech	2.0	3	0-0	0	2	W, 13-10
3/5/17	vs. #14 Oklahoma St.	0.0	0	0-0	1	0	L, 8-3
3/14/17	Alcorn State	2.1	4	1-1	1	1	W, 3-2
3/22/17	New Orleans	0.2	2	1-1	1	1	W, 5-2
3/25/17	at #18 Missouri	2.2	2	0-0	0	4	L, 9-8
4/1/17	at Alabama	2.2	0	0-0	0	5	L, 7-1
4/4/17	Grand Canyon	2.1	0	0-0	0	1	W, 11-2
4/9/17	#13 LSU	5.2	2	1-1	0	5	L, 2-0
4/14/17	Georgia	2.0	1	0-0	2	1	W, 5-4
4/18/17	Memphis	1.2	3	4-4	0	0	W, 16-7
4/22/17	at #10 Auburn	3.0	2	0-0	1	6	W, 7-3
TOTALS	13 G, 0 GS	28.1	22	9-9	7	29	1-0

Jake Reindl 2016 Game-By-Game (Freshman)
(6 Appearances, 0 Starts)

Date	Opponent	IP	H	R-ER	BB	K	Result
2/24/16	Mississippi Valley St.	1.0	0	0-0	0	2	ND
3/9/16	Gonzaga	0.1	2	2-2	0	0	ND
3/15/16	Grambling St.	1.0	1	0-0	0	0	ND
4/5/17/16	Missouri St.	1.0	1	0-0	0	1	ND
5/19/16	at #4 Mississippi St.	0.2	0	0-0	0	1	ND
TOTALS	6 G, 0 GS	5.0	6	3-3	0	5	0-0

2017 HIGHLIGHTS

- Set what was then career-highs in innings pitched (3.0) and strikeouts (3) in first appearance of the year vs. Miami (Ohio).
- Held Louisiana Tech (3/1) scoreless over 2.0 innings of relief to help in nine-run comeback.
- Had another 2+ inning outing in game two against Missouri (3/25), going 2.2 innings and striking out a career-high four batters.
- Has yet to give up more than two earned runs or more than one walk in his 10 appearances this year (21.2 innings).
- Had another 2.2-inning outing against SEC play, striking out a career-high five batters against Alabama (4/1), while also not allowing a hit.
- Went a career-long 5.2 innings against No. 13 LSU (April 9), tying a career-high with five strikeouts, while holding the Tigers to just one run.

#37 WESTON ROGERS • SO • LHP • 6-4 • 215

CAREER HIGHS

Category	High	Opponent (Last)	Date
Innings	4.0	Grambling St.	3/16/16
Longest Start	4.0	Grambling St.	3/16/16
Shortest Start	1.2	Gonzaga	3/9/16
Longest Relief	2.0	2x (Ok. St.)	4/26/16
Hits	5	Bryant	2/25/17
Runs	4	Bryant	2/25/17
Earned Runs	4	Bryant	2/25/17
Walks	2	4x (at #10 Auburn)	4/21/17
Strikeouts	4	2x (at Missouri St.)	5/3/16

CAREER VS. 2017 OPPONENTS

Team	ERA	W-L	G-GS	IP	H	R	ER	BB-K
La. Tech	8.18	0-0	1-1	2.2	3	2	2	1-1
Oklahoma St.	9.00	0-0	1-0	2.0	2	2	2	2-1
Grambling St.	4.50	0-0	1-1	4.0	3	2	2	0-2
LSU	18.00	0-1	1-0	1.0	2	2	2	1-0
Missouri St.	9.00	0-0	1-1	3.0	3	3	3	1-4
Texas A&M	0.00	0-0	1-0	0.0	1	0	0	0-0

ROGERS' CAREER APPEARANCES

Weston Rogers 2017 Game-By-Game (Sophomore)
(10 Appearances, 0 Starts)

Date	Opponent	IP	H	R-ER	BB	K	Result
2/18/17	Miami (Ohio)	1.0	0	0-0	0	1	W, 5-1
2/25/17	Bryant	1.1	5	4-4	0	3	W, 13-7
2/28/17	at Louisiana Tech	0.0	1	1-0	0	0	L, 4-3
3/4/17	vs. Nebraska	1.0	0	0-0	2	1	W, 15-5
3/14/17	Alcorn State	1.1	2	0-0	0	2	W, 3-2
3/22/17	New Orleans	1.1	0	0-0	0	1	W, 5-2
4/4/17	Grand Canyon	3.0	2	1-1	0	3	W, 11-2
4/11/17	Missouri State	0.2	0	0-0	0	0	W, 12-4
4/13/17	Georgia	1.1	2	3-3	2	2	W, 14-4
4/21/17	at #10 Auburn	0.0	0	2-2	2	0	L, 15-2
TOTALS	10 G, 0 GS	11.0	12	11-10	6	13	1-0

Weston Rogers 2016 Game-By-Game (Freshman)
(11 Appearances, 5 Starts)

Date	Opponent	IP	H	R-ER	BB	K	Result
2/24/16	Mississippi Valley St.*	2.0	1	0-0	0	4	W, 1-0
2/28/16	vs. #23 Texas Tech	0.1	2	0-0	0	0	ND
3/2/16	Louisiana Tech*	2.2	3	2-2	1	1	ND
3/5/16	Eastern Illinois	1.1	0	0-0	0	3	ND
3/9/16	Gonzaga*	1.2	2	2-2	1	1	ND
3/16/16	Grambling St.*	4.0	3	2-2	0	2	ND
4/19/16	#25 Creighton	2.0	1	0-0	0	1	ND
4/26/16	#18 Oklahoma St.	2.0	2	2-2	2	1	ND
4/30/16	#2 Texas A&M-2	0.0	1	0-0	0	0	ND
5/3/16	at Missouri St.*	3.0	3	3-3	1	4	L, 1-1
5/8/16	at #13 LSU	1.0	2	2-2	1	0	ND
TOTALS	11 G, 5 GS	20.0	20	13-13	6	17	1-1

#25 DOMINIC TACCOLINI • SR • RHP • 6-3 • 230

CAREER HIGHS

Category	High	Opponent (Last)	Date
Innings	10.0	at Kentucky	4/22/16
Longest Start	10.0	at Kentucky	4/22/16
Shortest Start	1.0	Missouri	4/1/16
Longest Relief	4.2	at Virginia	5/3/14
Hits	12	at S. Carolina	3/18/16
Runs	8	3x (Alabama)	5/13/16
Earned Runs	8	3x (Alabama)	5/13/16
Walks	6	at Texas A&M	4/18/16
Strikeouts	10	2x (ULM)	3/7/17

CAREER VS. 2017 OPPONENTS

Team	ERA	W-L	G-GS	IP	H	R	ER	BB-K
Mississippi St.	3.00	1-1	2-2	12.0	15	8	4	6-8
Missouri	4.50	0-0	2-2	4.0	4	3	2	2-1
Grambling St.	0.00	0-0	1-0	2.0	2	0	0	2-2
Alabama	15.75	0-1	3-2	8.0	12	14	14	11-11
LSU	4.82	1-1	3-2	11.2	13	7	6	4-3
Missouri St.	0.00	1-0	1-0	2.0	0	0	0	0-2
Georgia	0.00	0-0	1-0	2.0	1	0	0	2-2
Memphis	16.36	0-0	1-0	1.1	2	2	2	1-3
Auburn	2.25	0-0	3-2	12.0	14	4	3	7-7
Ole Miss	7.50	1-0	4-2	13.2	13	11	11	8-13
Tennessee	0.00	0-0	1-0	2.1	0	0	0	0-1
Vanderbilt	6.43	0-1	1-1	4.2	8	7	3	3-2
Texas A&M	8.40	1-0	3-3	15.0	19	14	14	9-15

TACCOLINI'S CAREER APPEARANCES

Dominic Taccolini 2017 Game-By-Game (Senior)
(13 Appearances, 2 Starts)

Date	Opponent	IP	H	R-ER	BB	K	Result
2/18/17	Miami (Ohio)	3.0	0	0-0	1	4	W, 5-1
2/24/17	Bryant	1.0	0	0-0	2	2	W, 11-8
2/26/17	Bryant	1.1	2	1-1	1	0	W, 16-6
3/1/17	at Louisiana Tech	0.2	4	7-7	2	0	W, 13-10
3/7/17	ULM*	6.0	7	2-2	2	10	W, 12-2
3/14/17	Alcorn State*	4.0	5	1-1	0	3	W, 3-2
3/19/17	Mississippi St.	4.0	1	1-1	1	5	W, 6-1
3/24/17	at #18 Missouri	3.0	2	0-0	1	4	W, 9-2
3/31/17	at Alabama	1.0	0	0-0	0	0	W, 7-1
4/2/17	at Alabama	3.0	1	1-1	3	2	W, 8-5
4/7/17	#13 LSU	2.0	3	3-3	2	1	W, 9-3
4/11/17	at Missouri State	1.0	0	0-0	0	3	W, 12-4
4/14/17	Georgia	0.2	3	2-1	1	0	W, 5-4
TOTALS	13 G, 2 GS	30.2	28	18-17	16	34	3-0 (2 SV)

Dominic Taccolini 2016 Game-By-Game (Junior)
(15 Appearances, 13 Starts)

Date	Opponent	IP	H	R-ER	BB	K	Result
2/19/16	Central Michigan*	7.0	1	1-1	1	3	W, 1-0
2/26/16	vs. #24 Rice*	6.0	5	2-2	1	6	W, 2-0
3/4/16	Eastern Illinois*	5.0	4	2-2	1	5	W, 3-0
3/11/16	Western Illinois*	7.0	2	1-1	2	9	ND
3/18/16	at #12 South Carolina*	6.0	12	8-8	1	2	L, 3-1
3/25/16	Auburn*	2.0	6	2-2	3	3	ND
4/1/16	Missouri*	1.0	4	3-2	1	0	ND
4/6/16	at Memphis	1.1	2	2-2	1	3	ND
4/10/16	at #14 Ole Miss	3.2	4	3-3	1	4	ND
4/14/16	#2 Florida*	3.0	1	3-3	3	2	L, 3-2
4/22/16	at #12 Kentucky*	10.0	5	0-0	0	10	W, 4-2
4/30/16	#2 Texas A&M-1*	6.0	9	5-5	2	6	W, 5-2
5/6/16	at #13 LSU*	5.0	5	5-4	3	1	L, 5-3
5/13/16	Alabama*	3.2	7	8-8	4	4	L, 5-4
5/19/16	at #4 Mississippi St.*	5.1	11	7-3	2	3	L, 5-5
TOTALS	15 G, 13 GS	72.0	78	52-46	26	61	5-5

Dominic Taccolini 2015 Game-By-Game (Sophomore)
(17 Appearances, 13 Starts)

Date	Opponent	IP	H	R-ER	BB	K	Result
2/14/15	North Dakota-1*	6.0	4	2-2	0	8	W, 1-0
2/20/15	vs. #22 UCF*	4.0	4	3-3	3	6	L, 1-1
3/2/15	Eastern Illinois-1*	6.0	2	1-1	2	4	W, 2-1
3/7/15	Loyola Marymount*	7.0	5	2-2	0	9	W, 3-1
3/14/15	at #5 Vanderbilt-2*	4.2	8	7-3	3	2	L, 3-2
3/19/15	#1 LSU*	6.0	6	1-1	1	2	W, 4-2
3/26/15	Ole Miss*	5.2	3	3-3	6	7	W, 5-2
4/4/15	at Auburn*	7.0	5	2-1	3	3	ND
4/11/15	Kentucky*	2.2	6	8-8	4	3	L, 5-3
4/18/15	at #1 Texas A&M-2*	5.1	7	6-6	4	6	ND
4/25/15	Mississippi State*	6.2	4	1-1	4	5	W, 6-3
5/1/15	at Alabama*	4.0	3	2-2	5	6	ND
5/10/15	Tennessee	2.1	0	0-0	0	1	ND
5/12/15	at Creighton	2.2	2	0-0	0	2	ND
5/15/15	at Georgia	2.0	1	0-0	2	2	ND
5/20/15	vs. Florida	3.0	2	0-0	2	1	ND
5/22/15	vs. Florida*	2.0	5	5-4	2	0	L, 6-4
TOTALS	17 G, 13 GS	77.0	67	43-37	41	67	6-4

Dominic Taccolini 2014 Game-By-Game (Freshman)
(17 Appearances, 3 Starts)

Date	Opponent	IP	H	R-ER	BB	K	Result
2/14/14	Appalachian State	1.0	1	2-2	0	0	ND
2/23/14	Eastern Illinois	1.0	0	2-0	0	0	ND
2/28/14	South Alabama	1.0	0	0-0	0	0	ND
3/9/14	at California	1.0	0	0-0	0	0	ND
3/16/14	at Florida	1.0	3	2-2	1	0	ND
3/19/14	Grambling State	2.0	2	0-0	2	2	ND
3/21/14	Alabama	0.1	2	4-4	2	1	ND
4/22/14	Northwestern St.	1.0	0	0-0	0	1	ND
4/23/14	Northwestern St.	2.0	3	0-0	0	3	W, 1-0
4/26/14	Auburn-2	3.0	3	0-0	1	1	ND
4/29/14	at Missouri St.	2.0	0	0-0	0	2	W, 2-0
5/3/14	at Ole Miss	2.0	1	0-0	0	1	ND
5/11/14	Texas A&M*	3.2	3	3-3	3	3	ND
5/17/14	at Missouri*	3.0	0	0-0	1	1	ND
5/23/14	vs. Ole Miss*	1.2	7	5-5	1	1	ND
5/24/14	vs. LSU	0.2	2	1-1	0	0	ND
5/31/14	at Virginia	4.2	2	0-0	1	4	ND
TOTALS	17 G, 3 GS	31.0	29	19-17	12	20	2-0

2017 HIGHLIGHTS

- Currently is tied for the third-most wins on the team (3-0) in 11 appearances.
- Recorded wins in games one and three with Bryant, pitching no more than 1.1 innings in either game.
- Made his first start of the year in game one against ULM (March 7, 2017), going 6.0 innings and striking out 10 batters to tie a career-high.
- Is the first Razorback pitcher to record 10 or more strikeouts twice in a career since Drew Smyly (1 in 2009 and 2 in 2010).
- Earned the rare four-inning save in game three against Mississippi State, allowing just one run and one walk, while striking out five to help the Razorbacks sweep the Bulldogs.
- Totaled his second save in as many weeks after finishing up the final three innings against #18 Missouri (3/24), allowing just two hits and no runs.

#15 JAKE ARLEDGE • SR • OF • 5-9 • 180

CAREER HIGHS

Category	High	Opponent (Last)	Date
Hits	3	5x (at Alabama)	3/31/17
Runs	4	2x (E. Illinois)	3/5/16
Doubles	1	10x (Memphis)	4/18/17
Triples	1	3x (at Ole Miss)	4/9/16
Home Runs	2	E. Illinois	3/5/16
RBI	3	2x (ULM)	3/8/17
Walks	3	2x (#13 LSU)	4/8/17
Stolen Bases	2	at LSU	5/6/16

CAREER VS. 2017 OPPONENTS

Team	AVG.	G-GS	AB	R	H	RBI	SB
La. Tech	.000	1-1	3	0	0	0	1
Oklahoma St.	.500	1-0	2	0	1	0	0
Miss. St.	.200	1-1	5	0	1	0	0
Missouri	.000	2-2	6	1	0	1	0
Grambling St.	.143	2-2	7	1	1	0	0
Alabama	.143	3-1	7	1	1	0	0
LSU	.222	2-2	9	2	2	2	2
Missouri St.	.000	1-1	2	1	0	0	0
Auburn	.286	3-2	7	4	2	0	0
Ole Miss	.200	2-2	5	1	1	0	0
Texas A&M	.000	2-1	3	0	0	0	1

2017 HIGHLIGHTS

- Hit the go-ahead home run in game three against Bryant capping a four-run comeback to take a 6-5 lead.
- Hit his first home run of the year in game two against Bryant, part of a 3-for-4 day with two RBIs.
- Had two hits and one RBI in Louisiana Tech series, including key RBI in fifth that helped in the nine-run comeback.
- Tied a career-high three hits against ULM in game two of the midweek series, part of a 3-for-4 day with three RBIs, which also tied a career-high.
- Hit his third home run of the year against Rhode Island (March 10), part of a 2-for-4 day at the plate, surpassing his home run total from last season.
- Hit the walk-off single to beat Alcorn State (March 14) to score Cannon Chadwick, his second hit of the day.
- Had a hitting streak of 14-straight games before going 0-for-4 in game one against Mississippi State. Now has a hit in 17 of last 18 games.
- Recorded his seventh multi-hit game of the year after going 2-for-3 with an RBI and matched a career-high two walks in the 6-1 win over Mississippi State (March 19, 2017).
- Walked a career-high three times against New Orleans, part of a 1-for-2 day at the plate with one run scored.
- Had at least one hit in each game against Alabama, including a three-hit day in game two (April 1), his third three-hit game of the year.

#17 LUKE BONFIELD • JR • OF • 6-3 • 215

CAREER HIGHS

Category	High	Opponent (Last)	Date
Hits	3	8x (at Missouri State)	4/11/17
Runs	4	2x (vs. Nebraska)	3/4/17
Doubles	2	3x (at #10 Auburn)	4/22/17
Triples	1	at Missouri State	4/11/17
Home Runs	1	15x (Georgia)	4/14/17
RBI	5	Miss. Valley St.	2/23/16
Walks	4	at LSU	5/7/16
Stolen Bases	--	--	--

CAREER VS. 2017 OPPONENTS

Team	AVG.	G-GS	AB	R	H	RBI	SB
Oklahoma State	.600	2-2	5	3	3	4	0
ULM	.667	1-1	3	0	2	1	0
Mississippi St.	.083	5-4	12	1	1	0	0
Missouri	.200	3-2	5	0	1	0	0
Grambling St.	.375	2-2	8	3	3	1	0
Alabama	.077	4-4	13	0	1	0	0
LSU	.176	5-4	17	2	3	3	0
Missouri St.	.364	4-3	11	1	4	2	0
Memphis	.200	1-1	5	1	1	1	0
Auburn	.300	3-3	10	3	3	3	0
Ole Miss	.333	5-4	18	4	6	2	0
Tennessee	.000	1-1	3	0	0	0	0
Vanderbilt	.000	1-0	2	0	0	0	0
Texas A&M	.333	5-5	21	4	7	7	0

2017 HIGHLIGHTS

- Notched first multi-hit game of season in first game of the year when going 2-for-4 with an RBI against Miami (Ohio).
- Hit first home run of the season against Louisiana Tech (3/1) as part of the nine-run comeback. Ended up 2-for-4 in the game.
- Matched his career-high in both runs scored and hits after going 3-for-4 with four runs scored and one RBI against Nebraska.
- Tied a career-high in hits for the second time this season after going a perfect 3-for-3 against ULM in game two of the midweek series.
- Notched the walk-off single in the bottom of the ninth against Rhode Island to earn Arkansas' fourth series victory of the year.
- Hit the go-ahead two-run home run in the first inning against Mississippi State (March 17, 2017), his fourth long ball of the season. Ended up 2-for-4 on the night, his team-leading eighth multi-hit game.
- Tied a career-high three hits against Alabama (March 31) with two runs scored, three RBIs and one home run.
- Claimed SEC Player of the Week honors after hitting .400 for the week against Missouri State (April 11) and Georgia (April 13-15) with two home runs and 11 RBIs.
- Went 5-for-14 (.357) at the plate against Georgia with four of those hits coming with runners on base and three with two outs.
- His two-out home run in the seventh inning of game two against Georgia completed a two-run comeback to give the Hogs their first lead of the game, which they would go on to win, 5-4, in 10 innings.

#8 ERIC COLE • SO • OF • 5-11 • 195

CAREER HIGHS

Category	High	Opponent (Last)	Date
Hits	4	Georgia	4/14/17
Runs	3	Miami (Ohio)	2/19/17
Doubles	1	9x (at #10 Auburn)	4/23/17
Triples	1	at Missouri St.	5/3/16
Home Runs	1	2x (#13 LSU)	4/7/17
RBI	2	5x (#13 LSU)	4/7/17
Walks	2	3x (Memphis)	4/18/17
Stolen Bases	1	4x (at #18 Missouri)	3/24/17

CAREER VS. 2017 OPPONENTS

Team	AVG.	G-GS	AB	R	H	RBI	SB
La. Tech	.200	1-1	5	1	1	0	0
Oklahoma St.	.250	1-1	4	0	1	1	0
Miss. St.	.444	2-2	9	1	4	0	1
Missouri	.000	1-1	5	0	0	0	0
Grambling St.	.250	2-1	4	0	1	1	0
Alabama	.000	1-1	3	0	0	0	0
LSU	.400	1-1	5	0	2	0	0
Missouri St.	.667	1-1	3	1	2	2	0
Memphis	.250	1-1	4	0	1	0	0
Auburn	1.000	1-0	1	0	1	0	0
Ole Miss	.000	2-1	4	1	0	0	0

2017 HIGHLIGHTS

- Hit first career home run, the unconventional way, with an inside-the-park home run in the third inning against Miami (Ohio) (Feb. 19).
- It's the first inside-the-park home run by a Razorback since Andrew Benintendi against Mississippi Valley State in 2015.
- Notched his first four-hit game of his career after going 4-for-5 against Georgia (April 14) with one double.

#28 DOMINIC FLETCHER • FR • OF • 5-11 • 195

CAREER HIGHS

Category	High	Opponent (Last)	Date
Hits	3	3x (Memphis)	4/18/17
Runs	3	Memphis	4/18/17
Doubles	1	3x (Memphis)	4/18/17
Triples	1	Memphis	4/18/17
Home Runs	1	5x (Alcorn State)	3/15/17
RBI	4	Memphis	4/18/17
Walks	1	7x (#13 LSU)	4/7/17
Stolen Bases	--	--	--

2017 HIGHLIGHTS

- Hit first collegiate home run against Miami (Ohio) (Feb. 17) in the seventh inning, a solo-shot, part of a 2-for-4 day with two runs scored.
- Became the first Razorback true freshman to hit a home run on Opening Day since Andy Wilkins did it against Wright State in 2008.
- Provided the insurance solo home run against Louisiana Tech (3/1), his second of the season.
- Set a season-high with a three RBI day against ULM in game two of the midweek series, part of a 2-for-5 day at the plate with two runs scored and a home run.
- Was one of three Razorbacks to hit a home run in game three against No. 18 Missouri (March 26).
- Currently leading all SEC freshman with six home runs on the year.
- Nearly hit for the cycle after a 3-for-5 game against Memphis (April 18). Hit his first triple of his career and notched a career-high four RBIs in the win.

#3 JARED GATES • JR • INF • 6-0 • 190

CAREER HIGHS

Category	High	Opponent (Last)	Date
Hits	3	2x (#13 LSU)	4/7/17
Runs	1	10x (at #10 Auburn)	4/21/17
Doubles	1	2x (Grand Canyon)	4/5/17
Triples	--	--	--
Home Runs	1	3x (at #10 Auburn)	4/22/17
RBI's	2	4x (at #10 Auburn)	4/22/17
Walks	2	2x (Memphis)	4/18/17
Stolen Bases	--	--	--

2017 HIGHLIGHTS

- Made his Razorback debut on March 22 against New Orleans after sitting out the first month of the season due to a hamate bone injury in his hand.
- Notched his first hit at Alabama (March 31), part of a perfect 3-for-3 day.
- Hit his first home run against Grand Canyon (April 4), a solo home run over the right field wall.
- Was on a four-game hitting streak leading up to the LSU series, hitting .467 during the span, after going hitless in his first six at-bats of the season.
- Had his second three-hit game of the year in game one against LSU (April 7), hitting one home run in the 9-3 victory.

#44 ALEX GOSSER • SR • C • 6-0 • 215

CAREER HIGHS

Category	High	Opponent (Last)	Date
Hits	2	6x (Grand Canyon)	4/5/17
Runs	3	ULM	3/7/17
Doubles	1	3x (at Auburn)	4/3/15
Triples	--	--	--
Home Runs	1	Georgia	4/13/17
RBI's	2	Grand Canyon	4/5/17
Walks	2	2x (Bucknell)	6/1/14
Stolen Bases	--	--	--

CAREER VS. 2017 OPPONENTS

Team	AVG.	G-GS	AB	R	H	RBI	SB
Oklahoma St.	.000	1-0	0	0	0	0	0
Miss. St.	.000	1-0	0	0	0	0	0
Missouri	.667	1-0	3	1	2	1	0
Grambling St.	.000	1-0	1	0	0	0	0
Alabama	.286	4-3	7	0	2	0	0
LSU	.000	4-3	8	0	0	0	0
Missouri St.	.000	2-1	3	0	0	0	0
Georgia	.667	1-1	3	0	2	0	0
Memphis	.000	2-1	5	0	0	0	0
Auburn	.333	3-2	6	1	2	0	0
Ole Miss	.200	3-2	5	0	1	0	0
Tennessee	.000	1-1	3	0	0	0	0
Texas A&M	.250	5-3	12	1	3	2	0

2017 HIGHLIGHTS

- In his second appearance of the year, made the start at catcher against ULM (3/7/17), going 2-for-4 at the plate, tying a career-high.
- Scored from first on a Jax Biggers double to right-centerfield, one of a career-high three runs scored in the game.
- Hit his first career home run against Georgia (April 13), one of five home runs hit in the game by Razorbacks.

#33 GRANT KOCH • SO • C • 6-0 • 195

CAREER HIGHS

Category	High	Opponent (Last)	Date
Hits	4	Bryant	2/26/17
Runs	3	2x (vs. Nebraska)	3/4/17
Doubles	2	3x (Alcorn State)	3/15/17
Triples	1	2x (Bryant)	2/24/17
Home Runs	1	10x (#13 LSU)	4/8/17
RBI's	4	3x (vs. Nebraska)	3/4/17
Walks	2	4x (at Missouri State)	4/11/17
Stolen Bases	1	Alcorn State	3/14/17

CAREER VS. 2017 OPPONENTS

Team	AVG.	G-GS	AB	R	H	RBI	SB
Oklahoma St.	.500	1-1	2	0	1	0	0
ULM	.000	1-1	1	0	0	0	0
Mississippi St.	.250	3-3	0	2	0	0	0
Grambling	.000	1-1	1	0	0	0	0
Alabama	.375	2-2	8	1	3	1	0
LSU	.000	1-0	1	0	0	0	0
Missouri St.	.286	2-2	7	1	2	2	0
Memphis	.750	1-1	4	2	3	1	0
Auburn	.000	1-0	1	0	0	0	0
Ole Miss	.250	2-2	8	0	2	2	0
Texas A&M	.000	1-0	0	0	0	0	0

2017 HIGHLIGHTS

- Hit a three-run home run in game three against Miami (Ohio) (Feb. 19), one three home runs in the game.
- Set a career-high in hits (4) against Bryant (2/26), part of a 4-for-6 day with two runs scored.
- Went 7-for-15 (.467) over three games against Bryant, hitting a home run and recording one double and one triple.
- Produced the best eight-game start, offensively, to a season by a Razorback catcher since Brady Toops in 2004. Koch was hitting a team-leading .389 with 12 RBIs and three home runs. Toops went 8-for-21 (.381) in 2004 with seven RBIs, three doubles, and four walks, while only starting five of the first eight games that year at catcher.
- Has started all 37 games this year, 33 as the catcher and is currently in a tie for 13th in the SEC, second among catchers with 31 RBIs.
- Went 3-for-5 with three RBIs and a home run against Louisiana Tech (3/1).
- Currently tied for fourth in the SEC in slugging percentage (.600).
- Hit a grand slam against Nebraska, part of a 2-for-3 day with three runs scored and two walks.
- Is currently tied for fifth in the SEC with nine home runs.
- Hit his sixth home run in the SEC opener against Mississippi State (March 17, 2017), one of three home runs hit in the game by Arkansas.
- Notched his seventh home run against New Orleans to give Arkansas a 3-0 lead in the fifth inning.
- Went 2-for-5 in game three against #18 Missouri (3/26), including his eighth home run of the year, a three-run shot.

#20 CARSON SHADDY • R-JR • 2B • 5-11 • 185

CAREER HIGHS

Category	High	Opponent (Last)	Date
Hits	3	9x (ULM)	3/7/17
Runs	3	2x (Memphis)	4/18/17
Doubles	3	vs. Nebraska	3/4/17
Triples	1	4x (at #18 Missouri)	3/24/17
Home Runs	2	Miss. Valley St.	2/24/16
RBI's	6	Grambling St.	3/15/16
Walks	2	7x (Memphis)	4/18/17
Stolen Bases	2	at Ole Miss	4/8/16

CAREER VS. 2017 OPPONENTS

Team	AVG.	G-GS	AB	R	H	RBI	SB
La. Tech	.500	1-1	2	1	1	1	0
Oklahoma St.	.556	3-2	9	3	5	2	0
ULM	.250	1-1	4	2	1	0	0
Mississippi St.	.214	5-3	14	1	3	1	0
Missouri	.077	3-3	13	0	1	1	0
Grambling St.	.667	2-2	6	3	4	6	0
Alabama	.188	4-3	16	1	3	1	0
LSU	.273	6-5	22	2	6	3	1
Missouri St.	.200	4-3	15	3	3	2	0
Georgia	.250	2-1	4	0	1	2	0
Memphis	.250	1-1	4	1	1	0	0
Auburn	.385	5-3	13	4	5	0	0
Ole Miss	.375	5-4	16	4	6	0	2
Tennessee	.000	2-0	2	0	0	0	0
Vanderbilt	.500	2-0	2	0	1	0	0
Texas A&M	.462	4-3	13	3	6	4	0

2017 HIGHLIGHTS

- Has started 35 of 37 games this season either at second base or third base.
- Is one of seven Razorbacks with more than one home run so far this year.
- Hit his second home run of the season in the ninth inning against Louisiana Tech (2/28) to keep a seven-game hitting streak alive.
- Extended that streak to eight-straight games, the third-longest hitting streak on the team this year.
- Singled home the tying run in the seventh inning against Louisiana Tech (March 1) to help the Razorbacks complete the nine-run come back.
- Set a career-high of three doubles in a perfect 3-for-3 day against Nebraska, including five RBIs.
- Now has two games in his career with five RBIs or more (6 - Grambling State, 2016) and three games of four or more RBIs.
- Named Most Outstanding Player of the Frisco College Classic.
- Hit .556 over the three-game tournament at Dr. Pepper Ballpark with four of his five hits going for doubles.
- Recorded his second three-hit game of the year going a perfect 3-for-3 with two runs scored and three RBIs against ULM (March 7, 2017).
- Finished the Mississippi State series with two-straight two-hit games and a combined four RBIs and two home runs.
- Is the first player this season to have a home run in back-to-back games after hitting long balls in games two and three against Mississippi State.
- Hit .429 against Missouri, notching two hits in each of the three games and at least one extra-base hit in each game.
- In game one against the Tigers (3/24), notched a double and a triple in the 9-2 victory.
- Had the key hit in game three against Alabama (April 2), scoring two of the eventual game-winning runs. Was 1-for-12 in the series before the at-bat.

#24 CHAD SPANBERGER • JR • INF/OF • 6-3 • 235

CAREER HIGHS

Category	High	Opponent (Last)	Date
Hits	4	2x (at #10 Auburn)	4/23/17
Runs	3	Georgia	4/13/17
Doubles	1	13x (Memphis)	4/18/17
Triples	1	3x (Grand Canyon)	4/4/17
Home Runs	1	14x (Memphis)	4/19/17
RBI	5	#13 LSU	4/8/17
Walks	3	2x (ULM)	4/12/16
Stolen Bases	1	2x (at #18 Missouri)	3/24/17

CAREER VS. 2017 OPPONENTS

Team	AVG.	G-GS	AB	R	H	RBI	SB
Oklahoma St.	.000	2-2	7	0	0	0	0
ULM	.000	1-1	1	0	0	0	0
Mississippi St.	.286	5-2	7	0	2	1	0
Missouri	.250	2-1	4	1	1	0	0
Grambling	.000	1-1	4	0	0	0	0
Alabama	.071	5-4	14	0	1	2	0
LSU	.100	5-2	10	1	1	0	0
Missouri St.	.500	2-0	2	0	1	0	0
Memphis	.667	1-1	3	1	2	1	1
Auburn	.182	6-6	22	2	4	2	0
Ole Miss	.143	3-0	7	1	1	1	0
Tennessee	.000	2-1	2	0	0	0	0
Vanderbilt	.333	3-3	9	1	3	2	0
Texas A&M	.333	3-3	15	0	5	4	0

2017 HIGHLIGHTS

- Hit first home run of year in second inning of game three against Miami (Ohio), one of three home runs hit in game.
- Notched two multi-hit games against ULM during the midweek series, his second and third of the season.
- Broke out of a 4-for-30 (.133) hitting slump to go 2-for-5 in game two against Alcorn State, including hitting his second home run of the year.
- Only had two hits in the Mississippi State series, but hit his third home run of the year in game two (March 18, 2017), a three-run home run.
- Went 2-for-5 with three RBIs and a run scored against the Tigers in game one (3/24). Also swiped his second stolen base of his career.
- Tallied a career-high four hits against Alabama (April 2), one of five multi-hit performances in the last nine games.
- Hit home runs in back-to-back games against LSU (April 7-8). Part of a 3-for-4 day in game two against the Tigers that had him drive in a career-high five RBIs.
- Was 3-for-4 with three RBIs against Missouri State and scored a career-high three runs in game one against Georgia (April 13) with a home run and three RBIs.
- Provided the only RBIs against Memphis (April 19) in a 2-0 victory after launching a towering two-run home run in the fifth inning to break a scoreless tie. Part of a 2-for-4 game that extended his hitting streak to 12 games.

#9 JAX BIGGERS • SO • INF • 5-11 • 175

CAREER HIGHS

Category	High	Opponent (Last)	Date
Hits	4	at Louisiana Tech	3/1/17
Runs	3	Bryant	2/26/17
Doubles	2	Georgia	4/14/17
Triples	1	at Missouri State	4/11/17
Home Runs	1	2x (New Orleans)	3/22/17
RBI	3	Bryant	2/25/17
Walks	2	4x (#13 LSU)	4/7/17
Stolen Bases	1	3x (Memphis)	4/18/17

2017 HIGHLIGHTS

- Hit first career home run against Louisiana Tech (3/1), part of a perfect 4-for-4 day at the plate with two runs scored.
- Is one of three Razorbacks (G. Koch) to have a four-hit game this season, the third-highest by an SEC player this year.
- Had three hits in his final six at-bats of the Mississippi State series including a 2-for-3 day in game three with one RBI and a run scored.
- Has five multi-hit performances over the last 12 games, including one in each SEC series.
- Went 3-for-4 in game two against LSU (April 8) with two runs scored and a walk for his 10th multi-hit game of the year, third of three hits or more.

#13 JORDAN MCFARLAND • FR • INF/OF • 6-3 • 200

CAREER HIGHS

Category	High	Opponent (Last)	Date
Hits	3	at Missouri State	4/11/17
Runs	2	2x (at Missouri State)	4/11/17
Doubles	--	--	--
Triples	--	--	--
Home Runs	1	at Louisiana Tech	3/1/17
RBIs	3	2x (Alcorn State)	3/15/17
Walks	2	2x (Alcorn State)	3/14/17
Stolen Bases	--	--	--

2017 HIGHLIGHTS

- Hit first collegiate home run at Louisiana Tech, which ended up being the go-ahead two-run home run to help Arkansas complete a nine-run comeback against the Bulldogs.
- Has made 11 starts in 12 appearances and is hitting .297 with two home runs and nine RBIs.
- Notched his second multi-RBI game of the year in game two against Alcorn State (March 15), hitting a two-run home run in the first inning, one of three home runs hit by the Razorbacks that inning.

QUICK FACTS

GENERAL INFORMATION

Location.....Fayetteville, Arkansas
Founded.....1871
Enrollment.....26,754
Nickname.....Razorbacks
School Colors.....Cardinal (PMS 202) and White
Conference.....Southeastern (Western Division)
System President.....Dr. Donald R. Bobbitt (Arkansas, 1980)
Chancellor.....Dr. Joseph E. Steinmetz (Central Michigan, 1977)
Athletic Director.....Jeff Long (Ohio Wesleyan, 1982)
Faculty Athletic Rep.....Dr. Sharon Hunt (Arkansas, 1973)
Athletics Website.....ArkansasRazorbacks.com
Ticket Office Phone.....1-800-982-HOGS
Athletic Department Phone.....(479) 575-6533

COACHING STAFF

Head Coach.....Dave Van Horn (Arkansas, 1988)
Record at Arkansas.....550-324 (14 seasons, .629)
Overall Division I Record.....870-481 (22 seasons, .644)
Overall as a Head Coach.....1,135-564 (28 seasons, .668)
Van Horn's DI Postseason App. (Total/at UA).....17/13
Van Horn's College World Series Appearances.....6
(Neb: 2001, 2002; Ark: 2004, 2009, 2012, 2015)
Assistant Coach/Recruiting Coordinator Tony Vitello (Missouri, 2002)
Pitching Coach.....Wes Johnson (Arkansas-Monticello, 1994)
Volunteer Assistant Coach.....Josh Elander (TCU, 2016)
Student Asst. Coach.....Rick Nomura
Dir. of Baseball Operations.....Clay Goodwin (Arkansas, 2005)
Athletic Trainer.....Corey Wood (East Carolina, 2008)
Strength & Conditioning.....Mike Strouhal (University of Saint Mary, 2003)
Managers.....Zach Barr
.....Michael McCann
.....Cale Petrie
.....Hayden Sutton

HISTORY

First Year of Arkansas Baseball.....1897
Years of Varsity Baseball at Arkansas.....94
(1897, 1901-03, 05, 08-16, 19-20, 22-29, 47-16)
All-Time Program Record.....2,103-1,344-6 (.610)
All-Time Conference Record/Years.....SEC: 361-360 (.501)/25
SWC: 264-205 (.563)/24
Combined: 625-565 (.525)/49
Conference Titles/Years.....SEC Overall: 2/1999, 2004
SEC Western Division: 4/1999, 2004, 2007, 2011
SWC: 2/1989, 1990
Conference Tournament Record/Years.....SEC: 28-37 (.431)/21
SWC: 18-25 (.419)/14
Combined: 46-62 (.426)/35
Conference Tournament Titles/Years.....SEC: None
SWC: 1/1985
NCAA Postseason Appearances.....28
(1973, 79-80, 83, 85-90, 95-96, 98-99, 2002-15)
NCAA Postseason Record.....71-61 (.538)
College World Series Appearances.....8
(1979, 1985, 1987, 1989, 2004, 2009, 2012, 2015)
College World Series Record.....11-16 (.407)
NCAA Super Regional Appearances.....6
(2002, 2004, 2009, 2010, 2012, 2015)
NCAA Super Regional Record.....9-6 (.600)
NCAA Regional Appearances.....27
NCAA Regional Record.....51-39 (.567)
Overall NCAA Regional Hosts.....5 (1999, 2004, 2006, 2007, 2010)
Best NCAA Finish.....1979 National Runner-up

GAME CREDENTIALS

Members of the media should contact John Thomas to request individual game credentials for Razorback home games. Credential requests should be made no later than noon (CT) the day before the scheduled contest and should be directed by e-mail to Thomas. Credential requests for away games should be made to the communications contact of the home team. Only fully accredited personnel directly involved in the coverage of the game will be admitted. Credentials are non-transferable.

INTERVIEW POLICIES

Please direct all requests for interviews with coaches and players to John Thomas. For home SEC weekends, Coach Dave Van Horn will hold his weekly press conference on Thursday with players and assistant coaches available following Thursday's practice. On road SEC weekends, Coach Van Horn will hold his weekly press conference on Wednesday with players and assistant coaches available following Wednesday's practice. Players are not available for interviews on gamedays, except for post-game interviews. Post-game press conferences are held in the indoor Pitching Development Center located down the third base line. Coach Van Horn and two or three most requested Razorback players will address the media. In the event of a doubleheader, the only Arkansas player available between games for interviews is the starting pitcher of game one. The Arkansas clubhouse is off limits to the media at all times.

E-MAIL UPDATES

Members of the media may request to be added to the Arkansas communications baseball e-mail group. Subscribers will receive game notes, game stories and other information. To subscribe, send a request to John Thomas. Please identify yourself and your organization in your request as this service is only available to members of the media.

GAMEDAY MEDIA SERVICES

The Arkansas communications staff provides scorecards, rosters, updated statistics and results for each team in the Baum Stadium press box prior to home games. Box scores, play-by-play and any postgame notes are disseminated approximately 10 minutes after the conclusion of the game. An Associated Press-style game story is also produced by the communications office. Members of the media may request these stories be sent to their organization via e-mail by contacting a member of the communications office.

WIRELESS INTERNET

The Baum Stadium press box is equipped with wireless internet for use by the media. Media members should log on to the "UARK Media" network by using a password that will be provided at the stadium.

GAMEDAY LIVE STATS

Live in-game stats will be provided at <http://arkansas.statbroadcast.com>.

FACILITIES/PARKING

The Arkansas baseball team conducts all games at Baum Stadium at George Cole Field. Baum Stadium is located just off Razorback Road south of Martin Luther King, Jr., Boulevard. There is space for media parking on game day. Only cars with a parking credential will be allowed access to the parking lot.

PHOTOGRAPHERS

No cameras are allowed on the Baum Stadium playing surface during games. Photographers are encouraged to use the photo wells at the end of each dugout and behind home plate.

ARKANSAS ATHLETIC COMMUNICATIONS

The University of Arkansas athletic communications office is located on the main floor of Bud Walton Arena behind the Hog Heaven Store with office hours from 8 a.m. to 5 p.m., Monday through Friday. You can often reach us at Bud Walton after hours, but if not, please leave a message on our voice mail system.

Office: 479-575-2751 | Cell: 479-313-2564
Fax: 479-575-7481 | Press Row: 479-575-6622

Mailing Address
Razorbacks Communications
P.O. Box 7777
Fayetteville, AR 72702-7777

2017 Schedule and Results

	Opponent	Score	WP	LP	SV	Attend	Time
FEBRUARY							
17	Miami (Ohio)	W, 7-0	B. Knight	C. Gnetz	--	9443	3:02
18	Miami (Ohio)	W, 5-1	T. Stephan	Z. Spears	--	10,891	2:37
19	Miami (Ohio)	W, 11-1	K. Kopps	G. Hartwig	--	9,020	3:12
24	Bryant	W, 11-8	D. Taccolini	M. Knych	J. Alberius	6,921	4:08
25	Bryant	W, 13-7	T. Stephan	S. Theetge	--	7,351	3:53
26	Bryant	W, 16-6	D. Taccolini	V. Morgese	--	6,529	4:04
28	at Louisiana Tech	L, 4-3	Ahlrich	J. Alberius	N. Harris	3,129	2:36
MARCH							
1	at Louisiana Tech	W, 13-10	B. Loseke	Z. Hamilton	--	2,901	3:25
3	vs. #5 Arizona	L, 3-0	J. Cloney	B. Knight	C. Ming	--	2:54
4	vs. Nebraska	W, 15-5	T. Stephan	J. Hohensee	--	10,102	3:45
5	vs. #14 Oklahoma State	L, 8-3	J. Elliott	J. Alberius	Cowan	8,120	3:31
7	ULM	W, 12-2	D. Taccolini	C. Hendrix	--	6,285	2:45
8	ULM	W, 11-2	K. Murphy	K. Backofen	--	6,347	2:41
10	Rhode Island	W, 5-2	B. Loseke	B. Whitman	--	--	3:27
	Rhode Island	W, 3-2	C. Chadwick	T. Barss	--	7,482	2:37
12	Rhode Island	L, 3-0	M. Murphy	J. Alberius	T. Barss	6,410	2:35
14	Alcorn State	W, 3-2	C. Chadwick	A. Acosta	--	6,143	2:57
15	Alcorn State	W, 11-3	K. Murphy	D. Belmont	--	6,211	2:56
17	Mississippi State*	W, 3-1	B. Knight	K. Pilkington	C. Chadwick	7,230	2:46
18	Mississippi State*	W, 5-4	T. Stephan	P. Plumlee	C. Chadwick	8,341	3:18
19	Mississippi State*	W, 6-1	J. Alberius	J. Mangum	D. Taccolini	7,828	2:50
22	New Orleans	W, 5-2	B. Loseke	C. DeMayo	K. Kopps	6,819	2:47
24	at #18 Missouri*	W, 9-2	B. Knight	T. Houck	D. Taccolini	638	3:07
25	at #18 Missouri*	L, 7-2	T. Sikkema	T. Stephan	--	711	3:08
26	at #18 Missouri*	W, 9-8	J. Alberius	A. Toelken	--	2,229	3:34
29	Grambling State			CANCELLED			
31	at Alabama*	W, 7-1	B. Knight	J. Walters	--	4,894	3:15
APRIL							
1	at Alabama*	L, 7-1	D. Duarte	T. Stephan	--	4,202	3:13
2	at Alabama*	W, 8-5	C. Chadwick	G. Suchey	--	4,483	3:39
4	Grand Canyon	W, 11-2	W. Rogers	G. Benavides	--	--	3:32
5	Grand Canyon	W, 6-2	K. Murphy	T. Hansen	--	6,318	3:04
7	#13 LSU*	W, 9-3	B. Knight	A. Lange	--	10,741	3:58
8	#13 LSU*	L, 10-8	M. Beck	C. Chadwick	H. Newman	11,827	3:49
9	#13 LSU*	L, 2-0	E. Walker	J. Alberius	--	9,016	2:30
11	at Missouri State	W, 12-4	M. Cronin	N. Witherspoon	--	2,540	4:05
13	Georgia*	W, 14-4	B. Knight	B. Brown	--	7,719	3:31
14	Georgia*	W, 5-4 (10 innings)	J. Reindl	B. Cairnes	--	8,263	4:08
15	Georgia*	W, 11-3	K. Kopps	C. Adkins	--	9,143	3:31
18	Memphis	W, 16-7	M. Cronin	T. Bobo	--	6,872	3:37
19	vs. Memphis	W, 2-0	K. Murphy	A. Hicks	J. Alberius	8,974	2:24
21	at #10 Auburn*	L, 15-2	K. Thompson	B. Knight	C. Coker	3,472	2:57
22	at #10 Auburn*	W, 7-3	C. Chadwick	A. Mitchell	J. Reindl	3,464	3:33
23	at #10 Auburn*	L, 11-6	A. Mitchell	C. Chadwick	--	2,663	3:26
25	vs. Kansas State	--	Kansas City, Mo.	--	CST	--	6 p.m.
27	Ole Miss*	--	Baum Stadium	--	SECN	--	6:02 p.m.
28	Ole Miss*	--	Baum Stadium	--	SECN	--	6:02 p.m.
29	Ole Miss*	--	Baum Stadium	--	SECN+	--	4:02 p.m.
MAY							
4	at Tennessee*	--	Knoxville, Tenn.	--	SECN	--	6 p.m.
5	at Tennessee*	--	Knoxville, Tenn.	--	--	--	5 p.m.
6	at Tennessee*	--	Knoxville, Tenn.	--	SECN	--	12 p.m.
12	Vanderbilt*	--	Baum Stadium	--	SECN+	--	6:32 p.m.
13	Vanderbilt*	--	Baum Stadium	--	SECN+	--	6:02 p.m.
14	Vanderbilt*	--	Baum Stadium	--	SECN+	--	1:02 p.m.
18	at Texas A&M*	--	College Station, Texas	--	--	--	6:30 p.m.
19	at Texas A&M*	--	College Station, Texas	--	--	--	6:30 p.m.
20	at Texas A&M*	--	College Station, Texas	--	SECN	--	11 a++m.

TV/Radio Roster



JARED GATES
Jr. • 6-0 • 190 • L/R
INF • Wichita, Kan.



MATT BURCH
Fr. • 5-8 • 175 • L/R
INF • Gurnee, Ill.




CODY SCROGGINS
So. • 6-0 • 185 • R/R
RHP • Bentonville, Ark.




HUNTER WILSON
Jr. • 5-10 • 170 • L/R
INF • Spiro, Okla.



JACK KENLEY
Fr. • 6-0 • 180 • L/R
INF • Germantown, Tenn.




ERIC COLE
So. • 5-11 • 195 • S/R
OF • Southlake, Texas




JAX BIGGERS
So. • 5-11 • 175 • L/R
INF • Missouri City, Texas



JOSH ALBERIUS
R-Sr. • 5-11 • 180 • R/R
RHP • Little Rock, Ark.



KEATON MCKINNEY
Jr. • 6-5 • 225 • R/R
RHP • Ankeny, Iowa




ALEX RONNEBAUM
Fr. • 6-4 • 195 • L/R
INF • Overland Park, Kan.



JORDAN MCFARLAND
Fr. • 6-3 • 220 • R/R
INF/OF • Waterloo, Ill.



JAKE ARLEDGE
Sr. • 5-9 • 180 • R/R
OF • Huntington Beach, Calif.




BLAINE KNIGHT
So. • 6-3 • 165 • R/R
RHP • Bryant, Ark.



LUKE BONFIELD
Jr. • 6-3 • 215 • R/R
OF • Skillman, N.J.



ANTHONY DAHL
So. • 6-4 • 200 • R/R
RHP • Angleton, Texas



CARSON SHADDY
R-Jr. • 5-11 • 185 • R/R
3B/C/OF • Fayetteville, Ark.



KACEY MURPHY
So. • 6-0 • 190 • L/L
LHP • Rogers, Ark.



CHAD SPANBERGER
Jr. • 6-3 • 240 • L/R
INF/OF • Granite City, Ill.



DOMINIC TACCOLINI
Sr. • 6-3 • 220 • R/R
RHP • Sugar Land, Texas




EVAN LEE
Fr. • 6-2 • 190 • L/L
LHP/OF • Bryant, Ark.



DOMINIC FLETCHER
Fr. • 5-9 • 175 • L/L
OF • Cypress, Calif.



ANGUS DENTON
Fr. • 5-11 • 160 • R/R
RHP • Beebe, Ark.



BRENDEN HEISS
Fr. • 6-1 • 190 • R/R
RHP • Algonquin, Ill.




MATT CRONIN
Fr. • 6-2 • 190 • L/L
LHP • Navarre, Fla.




GRANT KOCH
So. • 6-0 • 195 • R/R
C • Fayetteville, Ark.




JAKE REINDL
So. • 6-1 • 200 • R/R
RHP • Fayetteville, Ark.



JACOB KOSTYSHOCK
Fr. • 6-4 • 175 • R/R
RHP • O'Fallon, Mo.



CANNON CHADWICK
Sr. • 6-0 • 195 • R/R
RHP • Paris, Texas



WESTON ROGERS
So. • 6-4 • 215 • L/L
LHP • Springdale, Ark.



JORDAN RODRIGUEZ
Sr. • 5-11 • 190 • L/L
LHP • Houston, Texas




DYLAN THOMPSON
Fr. • 6-3 • 195 • L/L
LHP • Little Rock, Ark.




JAXON WILLIAMS
Fr. • 5-8 • 165 • R/R
INF • Rosenberg, Texas




SAMMY BLAIR
Fr. • 5-9 • 175 • R/R
OF • Navasota, Texas



ALEX GOSSER
Sr. • 6-0 • 215 • L/R
C • North Little Rock, Ark.



KEVIN KOPPS
R-Fr. • 6-0 • 195 • R/R
RHP • Sugar Land, Texas




BARRETT LOSEKE
So. • 6-0 • 180 • R/R
RHP • Tulsa, Okla.



TREVOR STEPHAN
Jr. • 6-5 • 225 • R/R
RHP • Magnolia, Texas




HARRISON HEFFLEY
Fr. • 6-3 • 180 • L/L
LHP • Rogers, Ark.




BEN BAILEY
Fr. • 5-10 • 180 • L/R
C • North Little Rock, Ark.



LUCAS KRULL
Fr. • 6-7 • 242 • L/L
LHP • Shawnee, Kan.




JACKSON RUTLEDGE
Fr. • 6-4 • 180 • L/L
LHP • Benton, La.



NOAH MILLER
Fr. • 6-4 • 180 • R/R
RHP • Van Buren, Ark.



ISAIAH CAMPBELL
So. • 6-4 • 220 • R/R
RHP • Olathe, Kan.



DAVE VAN HORN
Head Coach
15th Season



TONY VITELLO
Assistant Coach
4th Season



WES JOHNSON
Assistant Coach
1st Season