



ARKANSAS RAZORBACKS

2017 Razorback Soccer Game Notes - Week 10

'17 SCHEDULE & RESULTS

AUGUST

18	at SMU (CST)	L, 1-0 (OT)
20	at North Texas	W, 2-0
25	No. 1 PENN STATE (SECN+)	L, 4-2
27	ABILENE CHRISTIAN (SECN+)	W, 6-1

SEPTEMBER

1	JAMES MADISON	W, 2-0
3	MISS. VALLEY STATE (SECN+)	W, 11-0
7	at UConn	L, 2-1 (OT)
10	at Providence (CST)	L, 4-3
15	MISSISSIPPI STATE* (SECN+)	W, 1-0
17	ORAL ROBERTS (SECN+)	W, 3-1
21	at Vanderbilt* (SECN+)	T, 0-0 (20T)
24	No. 20 OLE MISS* (SECN)	L, 1-0
29	at No. 23 Texas A&M* (SECN+)	L, 2-1

OCTOBER

5	at Auburn* (SECN)	W, 2-0
8	No. 3 SOUTH CAROLINA* (ESPN)	L, 2-0
12	at LSU* (SECN+)	W, 1-0
19	ALABAMA* (SECN+)	7 p.m.
22	at Kentucky* (SECN+)	2 p.m.
26	TENNESSEE* (SECN+)	7 p.m.
30	SEC Tournament^	TBD

NOVEMBER

1	SEC Tournament^	TBD
3	SEC Tournament^	TBD
5	SEC Tournament^	TBD

All times Central; Home game in BOLD; * - SEC Game

RAZOR NUMBERS

6

...of Arkansas' eight wins this year have come by way of the shutout.


7

...of Arkansas' 10 points in conference play have come on the road.

5


...corner kicks. Arkansas is 5-3-1 when winning five or more corner kicks in a match in 2017.

#NEVERYIELD



ALABAMA VS ARKANSAS

THURSDAY, OCTOBER 19 / 7 PM / RAZORBACK FIELD



RV (USC) / NR (TDS)	RANK	NR (USC) / NR (TDS)
9-6-1, 1-5-1 SEC	RECORD	8-7-1, 3-3-1 SEC
26	GOALS FOR	35
21	GOALS AGAINST	18
291	SHOTS	289
120	SHOTS ON GOAL	121
103	CORNER KICKS	106
160	FOULS	165
52	SAVES	43



KENTUCKY VS ARKANSAS

SUNDAY, OCTOBER 22 / 2 PM / LEXINGTON, KY.



NR (USC) / NR (TDS)	RANK	NR (USC) / NR (TDS)
7-10-0, 2-5-0 SEC	RECORD	8-7-1, 3-3-1 SEC
20	GOALS FOR	35
28	GOALS AGAINST	18
199	SHOTS	289
71	SHOTS ON GOAL	121
92	CORNER KICKS	106
140	FOULS	165
68	SAVES	43

QUICK KICKS

>> As the regular season begins to wind down, Arkansas will play its last double match week as it hosts Alabama on Thursday at Razorback Field before traveling to Lexington, Kentucky to face the Kentucky Wildcats on Sunday.

>> The Razorbacks sit in seventh place in the SEC standings with 10 points. Seven of their 10 points have come on the road.

>> Freshman Parker Goins scored her first goal since Sept. 17 last week at LSU. It was her team-leading eighth goal of the year and 20th point. She's one of five SEC players with 20 or more points on the season.

>> The Razorbacks are undefeated against the Crimson Tide in their last four meetings, which includes one tie. Last year, Arkansas won 2-1 in overtime with Lindsay Mayo scoring the game-winner.

>> Senior Jessi Hartzler has been Arkansas' ironwoman over the last two years. This season, she has started all 16 matches and logged 1,439 minutes. In 2016, she started every match (24) and logged 2,108 out of a possible 2,220 minutes.

>> Kentucky has won the last two contests against Arkansas going back to 2015, but the Razorbacks are 5-3-1 against the Wildcats since 2008.

>> Redshirt junior goalkeeper Jordan Harris has started eight-straight matches leading up to Thursday's contest with Alabama. Over that span, she has averaged 2.75 saves per game and allowed six goals over 740 minutes of play for a 0.73 goals against average.

>> Jordan Harris has a 0.62 goals against average for the 2017 season, the second-lowest average in the league and in the top 35 among all goalkeepers in the country.

>> Six of Arkansas' eight wins this year have come by way of a shutout, the fourth-most in the SEC. Overall, Arkansas has seven shutouts, matching the shutout total Arkansas had last year and most since 2013 (8).

>> Arkansas is among the top-12 highest-attended programs in the nation this season. With an average of 1,372 fans per match, the Razorbacks have the 12th-highest average attendance in the country.

QUICK FACTS

GENERAL INFORMATION

Location.....Fayetteville, Arkansas
 Founded.....1871
 Enrollment.....27,600
 Nickname.....Razorbacks
 School Colors.....Cardinal (PMS 202) and White
 Conference.....Southeastern
 Stadium (Capacity).....Razorback Field (1,500)
 System President.....Dr. Donald R. Bobbitt (Arkansas, 1980)
 Chancellor... Dr. Joseph E. Steinmetz (Central Michigan, 1977)
 Athletic Director.....Jeff Long (Ohio Wesleyan, 1982)
 SWA.....Julie Cromer Peoples (Missouri State, 1993)
 Faculty Athletic Rep.....Gerald Jordan (Arkansas, 1970)
 Athletics Website.....ArkansasRazorbacks.com
 Ticket Office Phone.....1-800-982-HOGS
 Athletic Department Phone.....(479) 575-6533

TEAM INFORMATION

Letterwinners Returning/Lost.....14/9
 Starters Returning/Lost.....12/8
 2016 Overall Record.....18-5-1 (.750)
 2016 Conference Record/Finish.....8-3-0 (.727)/3rd

PROGRAM HISTORY

All-Time Record.....243-302-41
 All-Time SEC Record.....70-174-18
 NCAA Tournament Appearances.....3 (2013, 2014, 2016)
 NCAA Tournament Record.....4-1-2
 SEC Tournament Appearances.....10
 SEC Tournament Record.....6-9-2

COACHING STAFF

Head Coach.....Colby Hale (Oral Roberts, '97)
 Career Record.....186-91-23 (.620)
 Record at Arkansas.....57-41-10 (.528)
 Assistant Coach.....Kristi Kiely (Westmont, '03)
 Assistant Coach.....David Gough (Cardiff Metropolitan University, '05)
 Volunteer Assistant Coach....Eric Bracy (Hendrix College, '15)
 Director of Operations.....Wes Diers (Arkansas, '17)

COMMUNICATIONS

Asst. Communications Dir./Soccer.....John Thomas (@John_Thomas)
 Cell Phone:.....(479) 313-2564
 Office Phone:.....(479) 575-7430
 Office Fax:.....(479) 575-7481
 Office E-mail:.....jthomas@uark.edu.
 Athletics Website:.....ArkansasRazorbacks.com
 Mailing Address:.....P.O. Box 7777, Fayetteville, AR 72702
 Shipping Address:.....1240 W. Leroy Pond Road, Fayetteville, AR 72701

RAZORBACK NOTES

Keeping It Clean

>> Six of Arkansas' eight wins have been of the shutout variety this season.

>> Overall, Arkansas has seven clean sheets, which ties for the fourth most in the SEC and equals the total from 2016.

>> Redshirt junior Jordan Harris has been in goal for the last four shutouts including the scoreless tie at Vanderbilt (Sept. 21).

>> In the six shutout victories, Arkansas has scored in the first half five of those times.

>> The Arkansas defense has allowed 10 or more shots in five of those shutouts, but has yet to allow more than five shots on goal in any of those matches.

Jordan Harris Steps Up

>> Since taking over starting goalkeeper duties in the SEC opener, redshirt junior Jordan Harris has racked up four full shutouts and has allowed only six goals.

>> Harris tied a season-high five saves against Vanderbilt, her second five-save match this year.

>> With five total shutouts on the year, Harris ties for seventh in the SEC in clean sheets.

>> Harris has one of the best goals against averages in the conference. Over 875 minutes, she's only allowed six goals in 10 games (0.62 GAA).

>> Harris' goals against average is currently on pace to be one of the best in a season in school history. Britni Williams currently holds the single-season record with a 0.82 GAA in the 2009 season. That year, Williams allowed only 16 goals in 19 matches with 98 saves.

Arkansas Single-Season Goals Against Average Record

Rank	Player (Year)	GAA
1	Britni Williams (2009)	0.82
2	Carrie Dillsaver (2006)	0.91
	Britni Williams (2007)	
4	Molly Myers (1989)	0.98
5	Cameron Carter (2016)	1.04

More Than A Goal Scorer

>> In 2016, Stefani Doyle scored six times with three assists for 15 points as a freshman.

>> This year, Doyle still has three goals, but has been more of a weapon in the run of play as she ties for the team lead with five assists and already has 11 points this year.

>> Doyle's eight career assists is already the most among all active Razorbacks and is two assists away from entering the top-11 in program history for assists in a single season.

>> Over the last two seasons, Doyle has racked up 28 points, 15 coming in her freshman season. In matches that she totals at least one point, Arkansas is 12-3.

Continuing The Trend

>> Since Colby Hale arrived as head coach, a major emphasis has been put on the fan experience. The fans have responded as 2016 was the program's highest-attended season since its inception in 1986.

>> Last year 15,115 fans entered Razorback Field over 11 home games, good for an average of 1,374. That average was the 11th-highest in the nation and third-highest in the SEC.

>> This year, in the home opener against Penn State, Arkansas drew 3,401 fans, breaking the single-game Arkansas record for the fourth-straight season.

>> Arkansas had its fifth match of 1,000 or more fans when it hosted No. 3 South Carolina two weeks ago. 1,325 fans were in attendance, the third-highest attended game this season.

>> Arkansas currently ranks 12th in the nation in average attendance (1,372) and 11th in total attendance (10,976). Those totals are fifth-highest in the SEC.

2017 SEC STANDINGS

	Conference					Overall				This Week In The SEC	
	W-L-T	Pts.	Home	Away		W-L-T	Home	Away	Neutral	All times central	
South Carolina	7-0-0	21	4-0-0	3-0-0		13-1-0	7-0-0	5-1-0	1-0-0	Tuesday, Oct. 19	
Texas A&M	6-1-0	18	4-0-0	2-1-0		11-2-1	5-1-1	4-1-0	1-0-0	Kentucky at Florida (SECN+)	
Tennessee	5-1-1	16	3-0-1	2-1-0		13-1-1	5-0-1	7-1-0	0-0-0	Mississippi St. at Georgia (SECN+)	
Florida	5-2-0	15	3-0-0	2-2-0		11-4-0	6-1-0	4-3-0	1-0-0	Texas A&M at LSU (SEC Network)	
Auburn	4-1-2	14	3-1-0	1-0-2		7-4-3	6-1-1	1-2-2	0-1-0	South Carolina at Missouri (SECN+)	
Vanderbilt	4-2-1	13	1-1-1	3-1-0		9-5-1	3-3-1	6-2-0	0-0-0	Auburn at Ole Miss (SECN+)	
Arkansas	3-3-1	10	1-2-0	2-1-1		8-7-1	5-3-0	3-4-1	0-0-0	Tennessee at Vanderbilt (SECN+)	
Ole Miss	3-4-0	9	2-1-0	1-3-0		10-4-1	7-1-1	2-3-0	1-0-0	Sunday, Oct. 22	
Missouri	2-5-0	6	1-2-0	1-3-0		6-9-1	4-3-0	2-6-1	0-0-0	Florida at Tennessee (SECN+)	
Kentucky	2-5-0	6	1-3-0	1-2-0		7-10-0	5-5-0	2-5-0	0-0-0	Ole Miss at Mississippi St. (SEC Network)	
Mississippi State	1-4-2	5	1-1-1	0-3-1		7-4-3	6-1-2	1-3-1	0-0-0	LSU at Auburn (ESPNU)	
Alabama	1-5-1	4	1-2-1	0-3-0		9-6-1	6-3-1	2-3-0	1-0-0	Georgia at South Carolina (SECN+)	
Georgia	0-7-0	0	0-3-0	0-4-0		4-10-1	2-5-0	2-5-1	0-0-0	Missouri at Alabama (SECN+)	
										Vanderbilt at Texas A&M (SECN+)	

2017 RAZORBACK SOCCER NUMERICAL ROSTER

No.	Player	Pos.	Ht.	Year	Hometown/Previous School	Club Team
00	Alexis Bach	GK	5-11	Fr.	Lowville, N.Y./Lowville Academy	FC Stars of Mass.
0	Jordan Harris	GK	5-10	R-Jr.	Las Cruces, N.M. (Las Cruces HS)	El Paso Storm
2	Elizabeth Poblete	D	6-0	R-So.	Scottsdale, Ariz./Xavier College Prep	Sereno
1	Rachel Harris	GK	5-9	Fr.	Huntington Beach, Calif./Huntington Beach HS	Slammers FC
3	Tori Cannata	F	5-9	So.	Land O' Lakes, Fla./Land O' Lakes HS	Tampa Bay United
4	Taylor Malham	M	5-10	Fr.	Broken Arrow, Okla./Union HS	TSC Hurricane
6	Carly Hoke	D	5-6	Jr.	Lake Forest, Ill./Lake Forest HS	FC United
7	Katie Kienstra	M	5-7	Sr.	Florissant, Mo./Incarinate Word Academy	St. Louis Scott Gallagher
8	Caroline Campbell	F	5-3	Fr.	Bryant, Ark./Bryant HS	AR United
9	Carsen Parker	D	5-8	Fr.	Cumming, Ga./West Forsyth HS	Atlanta Fire
10	Alli Gardner	M	5-11	Fr.	Southlake, Texas/Carroll HS	Dallas Texans
11	Brooke Pirkle	M	5-11	Fr.	Cumming, Ga./West Forsyth HS	United Futbol Academy
12	Kayla McKeon	M	5-10	So.	Garland, Texas/Sachse HS	Dallas Sting
13	Ansley Bunger	M	5-10	Fr.	Keller, Texas/Bryon Nelson HS	FC Dallas
14	Reid Sibley	M/F	5-6	R-Jr.	Carrollton, Texas/Hebron HS	Solar '96 ECNL
15	Jessi Hartzler	D	5-8	Sr.	Kearney, Mo./Kearney HS	Sporting Blue Valley
16	Allie Dunn	F	5-6	Fr.	Oak Ridge, Tenn./Grace Christian Academy	FC Alliance
17	Stefani Doyle	M/F	5-6	So.	Lewisville, Texas/Hebron HS	Dallas Sting ECNL
18	Reece Christopherson	M	5-3	Jr.	Overland Park, Kan./Blue Valley West HS	Sporting Blue Valley
19	Haley Vanfossen	D	5-10	Fr.	Broken Arrow, Okla./Union HS	Tulsa Soccer Club Hurricane
21	Ellie Breden	D	5-9	Jr.	Fayetteville, Ark./Fayetteville HS	Arkansas Comets
22	Parker Goins	F	5-10	Fr.	Broken Arrow, Okla./Union HS	TSC Hurricane
23	Nayeli Perez	M/F	5-6	Fr.	Tulsa, Okla./Jenks HS	TSC Hurricane
24	Abbi Neece	M	5-7	Fr.	Argyle, Texas/Argyle HS	D'Feeters ECNL
28	MaKayle Traxson	F	5-6	Fr.	Athens, Texas/Athens HS	Force FC
29	Hannah Neece	D	5-7	Sr.	Argyle, Texas/Argyle HS	Dallas Sting
32	Oyara Winston	D	5-8	R-Jr.	Garland, Texas/Richardson HS	Dallas Sting
33	Taylor Beitz	GK	5-9	R-Fr.	Cornwall, Ontario/Minnesota/Holy Trinity Catholic Secondary	Ottawa South United

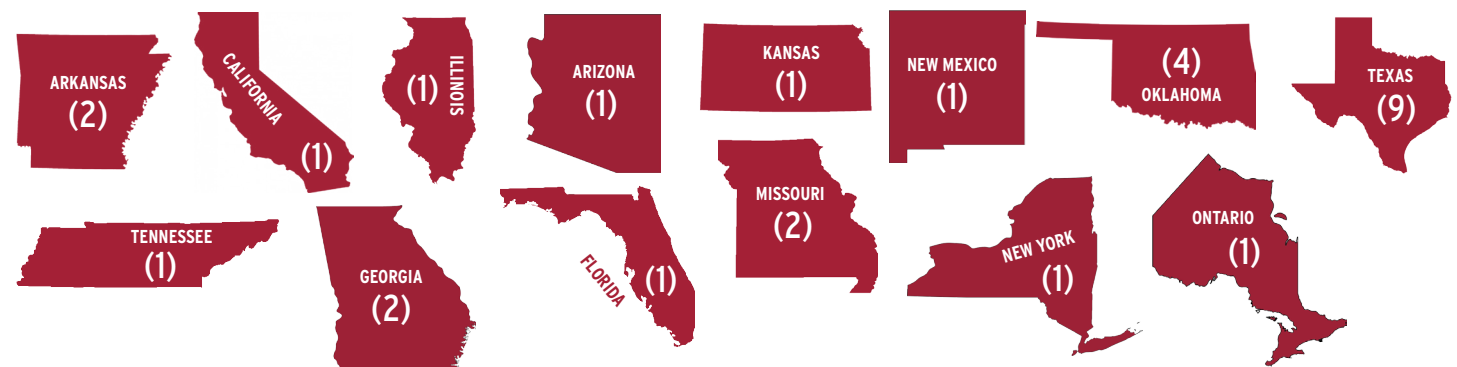
Coaches and Support Staff

Head Coach:	Colby Hale, 6th Season (Oral Roberts, '97)
Assistant Coach:	Kristi Kiely, 3rd Season (Westmont, '03)
Assistant Coach:	David Gough 1st Season (Cardiff Metropolitan University, '03)
Volunteer Assistant Coach:	Eric Bracy, 1st Season (Brown, '16)
Director of Operations:	Wes Diers, 1st Season (Arkansas, '17)
Athletic Trainer:	Dawn Didier, 13th Season (LSU, '02)
Strength & Conditioning	Rob Scott, 4th Season (Arkansas, '13)

Pronunciation Guide

Alexis Bach - BAAK
Elizabeth Poblete - POE-blet-ay
Tori Cannata - Kah-NOT-uh
Taylor Malham - MALL-um
Katie Kienstra - KEN-stra
Reece Christopherson - Chris-TOFF-er-son
Haley Vanfossen - Van-FOSS-in
Ellie Breden - BRAY-din
Parker Goins - GO-ins
Nayeli Perez - NAY-ell-ee
MaKayle Traxson - Ma-KAY-lee
Oyara Winston - KEY - yara
Taylor Beitz - Beets

PLAYERS BY STATE





Colby Hale enters his sixth season as head soccer coach at the University of Arkansas after being named to the position on Dec. 21, 2011.

After a historic 18-5-1 season marked by several program milestones, Hale and Razorback Soccer concluded its 2016 season ranked No. 19 on the National Soccer Coaches Association of America (NSCAA) top 25 poll after peaking at No. 11 following a school-record eight-straight wins from Sept. 9, 2016 to Oct. 9, 2016.

Hale guided the team to their first win against a top-10 opponent against then-No.2-ranked Duke on Aug. 26 in front of a record-breaking crowd at Razorback Field. Arkansas would also upset then-No. 4-ranked Florida 2-1 on Sept. 16 at home for the program's first victory against the Gators.

These two wins against top-five programs and other quality opponents would catapult Arkansas to its highest NCAA RPI ranking in school history, topping out at No. 9 on Sept. 28.

Hale would also gain the unique honor of being Arkansas' winningest soccer coach after earning his 46th career win as a Razorback following a 1-0 victory over North Texas on Sept. 11. He would later lead the team to its fourth SEC Tournament, and following wins against Vanderbilt and Auburn in the quarterfinals and semifinals, Arkansas competed in its first SEC Tournament championship match since 1996. The Razorbacks also earned their third NCAA Tournament bid in four years and hosted the program's first NCAA Tournament match at home in school history.

Soccer completed the 2015 season at 6-11-1. Season highlights included a 2-2 tie in double-overtime against No. 10 South Carolina on Oct. 2, the program's first result against a top-10 program since 2007; the selection of hybrid defender/midfielder Carly Hoke as the 2015 SEC Freshman of the Year; and senior defender Teni Butler being named by the Razorback Foundation as a Red Tie Co-Female Scholar-Athlete of the Year. Home attendance was also strong for a second consecutive year, with the all-time attendance mark at Razorback Field topped on Aug. 23 against TCU.

Hale and the Razorbacks finished the 2014 season with a 9-7-6 overall mark, giving the program its first back-to-back winning season since the 2008 and 2009 seasons. Arkansas was also the No. 9 seed in the conference tournament and earned the program's second consecutive bid to the NCAA Tournament (second in school history). After picking up a 3-2 overtime victory at Oklahoma in the opening round of the NCAA Tournament, the Razorbacks fell at No. 3 Stanford, 1-0, in the Round of 32 to end the season.

In just his second season at the helm, Hale posted the most successful season in Razorback soccer history at 15-8-1, leading his team to the NCAA Tournament for the first time in the program's 28 year history. In the team's tournament debut, Hale guided the Razorbacks past Oklahoma State and St. John's to the final round of 16.

PERSONAL

Born: Aug. 8, 1976

Alma Mater: Oral Roberts (1997)

Wife: Brittany

Children: Callen, Charlee, and Samantha

Named Head Coach at Arkansas: Dec. 21, 2011

HALE AGAINST ALL OPPONENTS

	W/L/T	Home	Away	Neutral
Abilene Christian	1-0-0	1-0-0	--	--
Alabama	3-0-1	2-0	1-0-1	--
Auburn	3-3	1-1	1-2	1-0
Austin Peay	1-0	1-0	--	--
Clemson	0-0-1	--	0-0-1	--
Duke	1-1-1	1-0	0-1-1	--
Florida	1-5	1-1	0-2	0-2
Florida State	0-1	0-1	--	--
George Washington	0-1	--	0-1	--
Georgia	2-2-1	1-1	1-1	0-0-1
James Madison	2-0	1-0	1-0	--
Kansas	1-1	1-1	--	--
Kennesaw State	0-1	0-1	--	--
Kentucky	3-2	2-1	1-1	--
Lipscomb	1-0	1-0	--	--
LSU	2-3-1	1-1	2-1-1	--
Memphis	1-0	1-0	--	--
Mississippi State	5-1	2-1	2-1	--
Missouri	4-1	2-0	0-2	1-0
Missouri State	3-0	2-0	1-0	--
Nebraska	1-0	1-0	--	--
North Carolina	0-1	--	--	0-1
Northern Iowa	1-0	1-0	--	--
North Texas	2-0	1-0	1-0	--
Oklahoma	1-0	1-0	--	--
Oklahoma State	2-0	1-0	1-0	--
Ole Miss	1-3-2	0-3	1-1-1	--
Penn State	0-2	0-1	0-1	--
Rice	0-1-1	0-0-1	0-1	--
Saint Louis	1-0	1-0	--	--
SMU	1-2	1-0	0-2	--
South Carolina	0-4-2	0-1-2	0-2	0-1
St. John's	1-0	--	--	1-0
Stanford	0-1	--	0-1	--
Stephen F. Austin	2-0	1-0	--	1-0
TCU	1-1	1-0	0-1	--
Tennessee	3-1	1-1	2-0	--
Texas	1-0-0	1-0	0-0-1	--
Texas A&M	0-5	0-2	0-3	--
Tulsa	1-0	1-0	--	--
UMKC	2-0	2-0	--	--
Utah State	2-0	1-0	1-0	--
Vanderbilt	4-2-1	2-1	1-1-1	1-0
VCU	1-0	--	--	1-0
Yale	1-0	--	1-0	--

HALE'S CAREER NUMBERS

Year	School	Record	Pct.	Conf.	Place	Tourn.	NCAA
2012	Arkansas	9-10-1	.450	6-6-1	3rd in West	0-1	DNQ
2013	Arkansas	15-8-1	.625	5-6-0	4th in West	1-1	2-0-1 (Sweet 16)
2014	Arkansas	9-7-6	.409	4-4-3	4th in West	0-0-1	1-1 (2nd Round)
2015	Arkansas	6-11-1	.333	2-8-1	13th	DNQ	DNQ
2016	Arkansas	18-5-1	.750	8-3-0	3rd	2-1	1-0-1 (2nd Round)
2017	Arkansas	8-7-1	.500	3-3-1	--	--	--
Totals		65-48-11 (.525)		28-30-6 (.433)		3-3-1	4-1-2

Hale had a plan to take the program to the next level and set the bar high in his first season at Arkansas. In the 2012 preseason, he talked about the team's "identity" and "blue collar mentality," and how the Razorbacks would be dependent on a team concept and not the play of two or three stars. Hale and the Razorbacks saw the results of that blue collar mentality and hard work pay off with a dramatic turnaround.

The Razorbacks were 4-14-0 and 2-9-0 in the Southeastern Conference the year before Hale arrived on campus (2011). In 2012, with a senior class of just two - Andrea Carlson and Allie Chandler - Hale led the Razorbacks to a 9-10-1 overall record and 6-6-1 finish in the SEC.

That step led to a 4.5 game improvement from 2011, including four more wins in conference play.

Hale became just the third of eight Arkansas soccer head coaches to win his first game as coach, topping Austin Peay 2-1 at home on Aug. 17 2012. Two days later, the Razorbacks followed up with their first big win of the season by beating Texas 1-0 for the first time in program history in Fayetteville.

Prior to landing the top spot at Arkansas, Hale, one of the nation's fastest rising assistant coaches, helped guide multiple programs to success on the field and in the classroom. He moved to Arkansas after spending the previous nine seasons at the University of Central Florida (UCF), helping the Knights to 130 wins (130-50-22) with six conference championships (four Conference USA, two Atlantic Sun), seven NCAA Tournament bids and eight wins in the postseason. In seven years at Conference USA, UCF was 56-11-9 with four league titles.



NATIONAL POLLS

UNITED SOCCER COACHES POLL

Place	Team	2017 Record	Prv.
1	Stanford (26)	13-1-0	1
2	UCLA (3)	12-0-2	2
3	South Carolina (2)	13-1-0	3
4	Duke	14-1-0	4
5	North Carolina	11-2-0	5
6	Southern Cal	11-1-1	6
7	UCF	9-1-1	8
8	West Virginia	12-3-0	7
9	Penn State	10-3-2	13
10	Texas	12-1-2	9
11	Tennessee	13-1-1	19
12	Virginia	8-3-4	14
13	Pepperdine	10-2-2	17
14	Texas A&M	11-2-1	20
15	Wake Forest	10-3-2	22
16	California	11-2-1	18
17	Princeton	11-2-0	11
18	Florida State	9-4-0	16
19	Ohio State	12-3-1	12
20	Florida	10-4-0	10
21	Cincinnati	11-1-3	21
22	Butler	10-1-4	NR
23	Rice	10-2-1	24
24	Oklahoma State	12-2-2	25
25	Rutgers	10-2-4	NR

Also receiving votes: Minnesota (56), Georgetown (54), Auburn (17), Saint Louis (14), Ole Miss (12), Wisconsin-Milwaukee (10), Notre Dame (10), North Texas (7), Clemson (6), Washington (5), USF (3), Murray State (2), Arizona (1).

TOP DRAWER SOCCER

Place	Team	2017 Record
1	Stanford	13-1-0
2	UCLA	12-0-2
3	South Carolina	13-1-0
4	Duke	14-1-0
5	North Carolina	11-2-0
6	Southern Cal	11-1-1
7	West Virginia	12-3-0
8	UCF	10-1-1
9	Penn State	10-3-2
10	Wake Forest	10-3-2
11	Texas	12-1-2
12	Tennessee	13-1-1
13	Virginia	8-3-4
14	Florida State	10-4-0
15	Texas A&M	11-2-1
16	Cincinnati	11-1-3
17	Georgetown	10-3-2
18	Ohio State	12-3-1
19	Florida	11-4-0
20	Princeton	11-2-0
21	Oklahoma State	12-2-2
22	Pepperdine	10-2-2
23	California	11-2-1
24	Rutgers	10-2-4
25	Florida Gulf Coast	11-2-1

Receiving votes: Rice (10-2-1), Saint Louis (14-1-2), La Salle (13-3-1), Washington (9-4-2), Wisconsin (10-4-2).

SOCCER AMERICA

Place	Team	2017 Record	Prv.
1	Stanford	13-1-0	2
2	UCLA	12-0-2	2
3	North Carolina	11-2-0	3
4	Duke	14-1-0	4
5	South Carolina	13-1-0	5
6	West Virginia	12-3-0	11
7	Southern Cal	11-1-1	12
8	Wake Forest	10-3-2	18
9	Florida State	10-4-0	9
10	Penn State	10-3-2	10
11	Texas A&M	11-2-1	16
12	UCF	10-1-1	17
13	Tennessee	13-1-1	19
14	Virginia	8-3-4	13
15	Florida	11-4-0	6
16	Texas	12-1-2	7
17	Georgetown	10-3-2	8
18	California	11-2-1	21
19	Oklahoma State	12-2-2	23
20	Cincinnati	11-1-3	20
21	Rutgers	10-2-4	NR
22	Princeton	11-2-0	14
23	Ohio State	12-3-1	15
24	Pepperdine	10-2-2	25
25	Butler	10-1-4	24

Arkansas Week-By-Week in the Polls

	USC	TDS	SA	RPI
Preseason	17	18	--	--
Week 1	RV	23	NR	--
Week 2	RV	NR	NR	--
Week 3	NR	NR	NR	--
Week 4	NR	NR	NR	--
Week 5	NR	NR	NR	100
Week 6	NR	NR	NR	76
Week 7	NR	NR	NR	87
Week 8	NR	NR	NR	71
Week 9	NR	NR	NR	57

USC -- United Soccer Coaches

TDS -- Top Drawer Soccer

SA -- Soccer America

RPI -- Ratings Percentage Index

RAZORBACK NOTES

Goins Continues Strong Freshman Year

>> Freshman Parker Goins was tabbed as the SEC Freshman of the Week after scoring two game-winning goals against Mississippi State and Oral Roberts.

>> Goins currently leads the Razorbacks with eight goals on the year, which is good for a tie for fourth in the SEC.

>> Her eight goals are the second most by an Arkansas freshman in the last 21 years, trailing current sophomore Kayla McKeon, who had nine goals a year ago in her freshman year.

Scoring Goals and Taking Names

>> In six of its eight wins, Arkansas has scored at least twice. Two of those wins (Abilene Christian, Mississippi Valley State), Arkansas scored six or more goals.

>> 12 different Razorbacks have scored at least one time this season, including seven freshmen. 17 different players have recorded at least one point through the 16 matches.

Right Place, Right Time

>> Freshman Taylor Malham and Parker Goins have been coming up clutch this year, scoring six of Arkansas' eight game-winning goals this year.

>> Malham's two scores were crucial in the 2-0 win over North Texas (8/20) and the 2-0 win over James Madison (9/1).

>> Goins' game-winners came against Abilene Christian, Mississippi State, Oral Roberts, and LSU. She is currently tied for second in the SEC with four game-winning goals.

Goal Fest To A New Level

>> Arkansas didn't have too much of a problem with visiting SWAC opponent Mississippi Valley State. However, what was surprising was the margin of victory.

>> The Razorbacks defeated the Devilettes, 11-0, tying for its largest goal output in program history.

>> The 11 goals were the most Arkansas has scored in a single game since 2004 and it was the most by an SEC team since 2005.

>> Eight different players scored at least once and 13 players recorded at least one point in the match.

>> The 11 Arkansas goals ties for the third-highest scored by any team in the nation in a match this season.

13	Alabama A&M	(vs. Talladega, 10/3)
12	Northwestern St.	(vs. LSU-Shreveport, 8/18)
11	Arkansas	(vs. MVSU, 9/3)
11	Quinnipiac	(vs. St. Peter's, 9/16)
11	Columbia	(vs. Wagner, 9/24)
10	3 Teams	

Goins' Four Goals Lead Razorbacks Past Abilene Christian

>> Freshman Parker Goins had yet to score a goal through the season's first three matches, but broke out of that slump in a huge way against Abilene Christian.

>> Goins scored the first four of Arkansas' six goals in the match as part of a huge 6-1 victory for the first win at Razorback Field in 2017.

>> The performance marked the first time a Hog player scored a hat trick since Ashleigh Ellenwood in 2015 and the first four-goal game since Julie Williford in 2001.

>> Goins is only the second freshman in school history to score four goals in a game, joining Mary Howard from the 1987 season.

>> Goins is one of eight players in the nation to score four goals in a game this season.

Four Goal Performances (NCAA)**Parker Goins (Arkansas) vs. ACU (8/27)**

Hailey Skomoski (Utah) vs. North Dakota St. (8/27)

Sydney Squires (Minnesota) vs. Iowa St. (8/27)

Skylar Fleak (Bowling Green) vs. Oakland (8/18)

Leahi Manthei (Seattle U) vs. Idaho (9/4)

Mollie Belisle (Georgia) vs. Coastal Carolina (9/10)

Alexa Genas (Campbell) vs. Presbyterian (9/23)

Amanda Carolan (Georgetown) vs. Villanova (10/8)

GOAL LISTING

No.	Date	Player (#)	Opp.	Minute
1	Aug. 20	Malham (1)	N. Texas	12'
2	Aug. 20	McKeon (1)	N. Texas	14'
3	Aug. 25	Doyle (1)	#1 Penn St.	2'
4	Aug. 25	Malham (2)	#1 Penn St.	47'
5	Aug. 27	Goins (1)	ACU	17'
6	Aug. 27	Goins (2)	ACU	33'
7	Aug. 27	Goins (3)	ACU	48'
8	Aug. 27	Goins (4)	ACU	61'
9	Aug. 27	A. Neece (1)	ACU	78'
10	Aug. 27	Dunn (1)	ACU	84'
11	Sept. 1	Malham (3)	J. Madison	27'
12	Sept. 1	Kienstra (1)	J. Madison	74'
13	Sept. 3	McKeon (2)	MVSU	11'
14	Sept. 3	Hartzler (1)	MVSU	17'
15	Sept. 3	Malham (4)	MVSU	26'
16	Sept. 3	McKeon (3)	MVSU	26'
17	Sept. 3	Breden (1)	MVSU	37'
18	Sept. 3	Kienstra (2)	MVSU	39'
19	Sept. 3	Perez (1)	MVSU	51'
20	Sept. 3	Pirkle (1)	MVSU	68'
21	Sept. 3	Kienstra (3)	MVSU	72'
22	Sept. 3	Pirkle (2)	MVSU	73'
23	Sept. 3	Dunn (2)	MVSU	79'
24	Sept. 7	Goins (5)	UConn	56'
25	Sept. 10	VanFossen (1)	Providence	5'
26	Sept. 10	Doyle (2)	Providence	9'
27	Sept. 10	Doyle (3)	Providence	51'
28	Sept. 15	Goins (6)	Miss. St.	88'
29	Sept. 17	OWN GOAL	Oral Roberts	29'
30	Sept. 17	Goins (7)	Oral Roberts	54'
31	Sept. 17	Hartzler	Oral Roberts	57'
32	Sept. 29	Kienstra (4)	#23 Texas A&M	71'
33	Oct. 5	Hartzler (3)	Auburn	7'
34	Oct. 5	Doyle (4)	Auburn	47'
35	Oct. 12	Goins (8)	LSU	10'

A CLOSER LOOK...



Arkansas	Value (SEC/NCAA Rank)
Total Goals	35 (3 (17))
Total Assists	36 (2 (15))
Total Points	106 (3 (14))
Scoring Offense	2.19 (3 (30))
Assists Per Game	2.25 (3 (17))
Shots Per Game	18.06 (4 (18))
SOG Per Game	7.56 (4 (48))
Saves Per Game	2.69 (13 (318))
Save Percentage	.705 (13 (292))
Team GAA	1.098 (7 (117))
Shutout Percentage	.438 (5 (72))
Shutouts	7 (3 (72))



Alabama	Value (SEC/NCAA Rank)
Total Goals	26 (6 (78))
Total Assists	23 (7 (79))
Total Points	75 (6 (80))
Scoring Offense	1.63 (8 (98))
Assists Per Game	1.44 (7 (93))
Shots Per Game	18.19 (3 (13))
SOG Per Game	7.50 (5 (51))
Saves Per Game	3.25 (8 (277))
Save Percentage	.712 (11 (282))
Team GAA	1.281 (11 (178))
Shutout Percentage	.250 (12 (206))
Shutouts	4 (11 (206))



Kentucky	Value (SEC/NCAA Rank)
Total Goals	20 (12 (173))
Total Assists	16 (11 (165))
Total Points	56 (13 (177))
Scoring Offense	1.18 (14 (214))
Assists Per Game	0.94 (13 (192))
Shots Per Game	11.71 (13 (218))
SOG Per Game	4.18 (14 (300))
Saves Per Game	4.00 (5 (205))
Save Percentage	.708 (12 (287))
Team GAA	1.634 (12 (248))
Shutout Percentage	.294 (10 (171))
Shutouts	5 (10 (171))

TEAM BREAKDOWN

BY ELIGIBILITY YEAR

SENIORS (3)

Jessi Hartzler, Katie Kienstra, Hannah Neece

REDSHIRT JUNIORS (3)

Jordan Harris, Reid Sibley, Qyara Winston

JUNIORS (3)

Ellie Breden, Reece Christopherson, Carly Hoke

REDSHIRT SOPHOMORES (1)

Elizabeth Poblete

SOPHOMORES (3)

Tori Cannata, Stefani Doyle, Kayla McKeon

REDSHIRT FRESHMEN (1)

Taylor Beitz

FRESHMEN (14)

Alexis Bach, Ansley Bunger, Caroline Campbell, Allie Dunn, Alli Gardner, Parker Goins, Rachel Harris, Taylor Malham, Abbi Neece, Carsen Parker, Nayeli Perez, Brooke Pirkle, MaKayle Traxson, Haley VanFossen

ACADEMIC MAJORS

00	Alexis Bach.....	Biology
0	Jordan Harris	Recreation and Sport Management
1	Rachel Harris.....	Recreation and Sport Management
2	Elizabeth Poblete	Civil Engineering
3	Tori Cannata	Kinesiology
4	Taylor Malham	Pre-Business
6	Carly Hoke	Journalism
7	Katie Kienstra	Marketing
8	Caroline Campbell.....	Engineering
9	Carsen Parker.....	Animal Science
10	Alli Gardner	Elementary Education
11	Brooke Pirkle.....	Pre-Business
12	Kayla McKeon	Industrial Engineering
13	Ansley Bunger	Kinesiology
14	Reid Sibley.....	Kinesiology
15	Jessi Hartzler.....	Kinesiology
16	Allie Dunn	Pre-Business
17	Stefani Doyle	Undeclared
18	Reece Christopherson.....	Kinesiology
19	Haley VanFossen	Pre-Business
21	Ellie Breden	Marketing
22	Parker Goins.....	Kinesiology
23	Nayeli Perez	Pre-Nursing
24	Abbi Neece	Animal Science
28	MaKayleTraxson.....	Kinesiology
29	Hannah Neece.....	Biology
32	Qyara Winston	Kinesiology
33	Taylor Beitz	Kinesiology

RAZORBACK NOTES

The Freshmen Have It

>> Arkansas has scored 35 times through 15 games this season, third-most in the SEC and 17th in the nation.

>> 19 of those 35 goals have come from freshman, including eight from Parker Goins and four from Taylor Malham, which lead the team.

>> The 19 freshmen goals through the first 15 matches is the second-most of any SEC team this year.

Goins Named To Top Drawer Soccer Freshman Preseason Best XI

>> Freshman forward Parker Goins was named to Top Drawer Soccer's Freshmen Best XI prior to the season.

>> Goins, a native of Broken Arrow, Oklahoma, is a four-star recruit out of Union High School, where she was ranked as the No. 26 player in the nation by IMG Academy and one of three high school athletes to participate in the U.S. team camp prior to the 2018 FIFA U-20 World Cup.

Packing Them In

>> Since Colby Hale arrived as head coach, a major emphasis has been put on the fan experience. The fans have responded as 2016 was the program's highest-attended season since its inception in 1986.

>> The Hog fans came out in droves last Friday when Arkansas took on top-ranked Penn State, breaking the single-game attendance for the fourth-straight year. 3,401 fans were in attendance to watch the Hogs take on the Nittany Lions, nearly 300 more than the previous record.

>> Last year 15,115 fans entered Razorback Field over 11 home games, good for an average of 1,374. That average was the 11th-highest in the nation and third-highest in the SEC.

>> Though eight home dates this year, Arkansas is averaging 1,372 fans, good for 11th in the nation.

Top 5 Home Attendances

1. 3,401 vs. #1 Penn State (Aug. 25, 2017)
2. 3,010 vs. #2 Duke (Aug. 26, 2016)
3. 2,337 vs. TCU (Aug. 23, 2015)
4. 2,268 vs. Oklahoma State (Aug. 24, 2014)
5. 1,709 vs. South Carolina (Oct. 12, 2001)

Hartzler Leading The Way

>> Senior defender Jessi Hartzler will be one of the leaders on the field for the Razorbacks this year. Hartzler started all 24 matches last season, scoring eight goals with one assist (17 points).

>> Hartzler has started 53 straight matches and 55 of the last 56.

>> Her eight goals last year was a career-high and four of her goals were game-winners.

>> Hartzler earned NCAA National Player of the Week honors after scoring the game-winner over No. 4 Florida and went on to be named a second team All-SEC and NSCAA All-South Region player.

Racking Up The Wins

>> Colby Hale had not been a head coach prior to coming to the Razorback Soccer program.

>> Since being hired as the eighth head coach in program history, Hale has already racked up more wins than any coach in the 32 years of the program.

>> With the 1-0 win over LSU, Hale now has 65 career wins as a head coach, all at Arkansas, 20 more than the previous record held by Janet Rayfield (45).

>> In just five seasons, Hale won 57 matches as a head coach, all with Arkansas. He has reached that total at the third-fastest rate than any other head coach in the SEC.

Wins After First Five Seasons As Head Coach

Coach (School)	Wins
Becky Burleigh (Florida)	103
G Guerrieri (Texas A&M)	85
Colby Hale (Arkansas)	57
Karen Hoppa (Auburn)	52

In A Class Of Her Own

>> Freshman goalkeeper Rachel Harris has made seven starts this year as Arkansas' goalkeeper.

>> She made three saves against ACU and picked up her first win of her career in 90 minutes of play.

>> Harris started the first match of the season at SMU and was the only freshman to start in goal in the season opener this year.

>> She is the only freshman and one of five underclassmen goalkeepers in the SEC to have started at least one match this season.

Underclassmen Starting Goalkeepers In The SEC

FR Rachel Harris - Arkansas

SO Claire Williams - Ole Miss
SO Mika Krzeczowski - South Carolina
SO Susi Espinoza - Florida
SO Jessie Harvey - Georgia
SO Soucie Evangeline - Kentucky

RECORD RUNDOWN

Overall	8-7-1
Home	5-3-0
Away	3-4-1
Neutral	0-0-0
SEC	3-3-1
Home	1-2-0
Away	2-1-1
Non-Conference	5-4-0
Home	4-3-0
Away	1-3-1
Neutral	0-0-0
In overtime	0-2-1
vs. ranked opponents	0-4-0
vs. unranked opponents	7-3-1
Shutouts	6-2-1
One-goal games	2-5-0
Two-goal games	4-2-0
Three-plus goal games	2-0-0
Scoring first	8-2-0
Opponent scores first	0-5-0
Leading at the half	6-0-0
Trailing at the half	0-5-0
Tied at half	2-2-1
Outshooting opponent	7-3-0
Outshot by opponent	1-3-1
Same number of shots	0-1-0
Taking more corner kicks	5-4-0
Allowing more corner kicks	2-3-1
Same number of corner kicks	1-0-0
Making more saves	0-1-1
Allowing more saves	7-6-0
Same number of saves	1-0-0
Committing more fouls	7-6-1
Drawing more fouls	1-1-0
Same number of fouls	0-0-0
Televised games	6-6-1
Non-televised games	2-0-0
Wearing white kits	3-3-0
Wearing red kits	4-3-1
Wearing anthracite kits	1-1-0
Sunday	4-3-0
Monday	0-0-0
Tuesday	0-0-0
Wednesday	0-0-0
Thursday	2-1-1
Friday	2-3-0
Saturday	0-0-0
August	2-2-0
September	4-4-1
October	2-1-0
November	0-0-0

THE LAST TIME...

TEAM

Scored 6-plus goals	11 vs. Mississippi Valley State (9/3/17)
Scored 5 goals	at Mississippi State (9/9/16)
Scored 4 goals	vs. Vanderbilt (10/6/16)
Scored 3 goals	vs. Oral Roberts (9/17/17)
Scored 2 goals	at Auburn (10/5/17)
Scored 1 goal	at LSU (10/12/17)
Was shutout	vs. #3 South Carolina (10/8/17)
Allowed 5-plus goals	6 at Nebraska (9/2/11)
Allowed 4 goals	at Providence (9/10/17)
Allowed 3 goals	at James Madison (8/19/16)
Allowed 2 goals	vs. #3 South Carolina (10/8/17)
Allowed 1 goal	vs. #20 Ole Miss (9/24/17)
Shutout an opponent	at LSU (10/12/17)
Attempted 30-plus shots	43 vs. Mississippi Valley State (9/3/17)
Attempted 20-29 shots	28 vs. Oral Roberts (9/17/17)
Attempted 10-19 shots	17 at LSU (10/12/17)
Allowed 20-plus shots	vs. #4 Florida (9/16/16)
Allowed 15-19 shots	at #12 Clemson (NCAA Tournament 2nd Round) (11/18/16)
Allowed 10-15 shots	14 vs. #3 South Carolina (10/8/17)
Allowed 5-9 shots	9 at LSU (10/12/17)
Allowed 1-4 shots	4 vs. Oral Roberts (9/15/17)
Won in overtime	vs. Memphis (NCAA Tournament 1st Round) (11/11/16)
Lost in overtime	at UConn (9/7/17)
Tied in overtime	at Vanderbilt (9/21/17)
Had 15-20 corner kicks	15 at UConn (9/17/17)
Had 10-14 corner kicks	10 at LSU (10/12/17)
Won a penalty kick shootout	vs. Vanderbilt (SEC Tournament) (11/17/16)
Lost a penalty kick shootout	at #12 Clemson (NCAA Tournament 2nd Round) (11/18/16)

INDIVIDUAL

Scored 3 goals in a half	Julie Williford vs. LSU (11/2/01)
Scored 2 goals in a half	Stefani Doyle at Providence (9/10/17)
Scored 4 goals in a match	Parker Goins vs. Abilene Christian (8/27/17)
Scored 3 goals in a match	Julie Williford vs. LSU (11/2/01)
Had 4 assists in a match	N/A
Had 3 assists in a match	Alexandra Fischer vs. James Madison (8/19/16)
Took 10 shots in a match	11 by Laurel Pastor vs. Ole Miss (10/17/10)
Had 15 saves in a match	18 by Megan Bals vs. Florida (11/4/99)
Had 10 saves in a match	10 by Cameron Carter at Tennessee (10/10/14)
Recorded a shutout	Jordan Harris at Auburn (10/5/17)
Had consecutive shutouts	Rachel Harris vs. Abilene Christian (8/27/17) and vs. James Madison (9/1/17)

STARTERS MATCH-BY-MATCH

2017 RECORD: 8-7-1 • HOME: 5-3-0 • AWAY: 3-4-1 • NEUTRAL: 0-0-0 • SEC: 3-3-1

Date	Opponent	1	2	3	4	5	6	7	8	9	10	11
Aug. 18	at SMU	R. Harris	Malham	Hoke	McKeon	Sibley	Hartzler	Doyle	Christopherson	VanFossen	Breden	Goins
Aug. 20	at N. Texas	J. Harris	Malham	Hoke	Kienstra	McKeon	Sibley	Hartzler	Doyle	Christopherson	VanFossen	Breden
Aug. 25	#1 Penn St.	R. Harris	Malham	Hoke	McKeon	Sibley	Hartzler	Doyle	Christopherson	VanFossen	Goins	Winston
Aug. 27	A. Christian	R. Harris	Malham	Hoke	Cannata	Pirkle	Hartzler	Doyle	Christopherson	VanFossen	Goins	Perez
Sept. 1	J. Madison	R. Harris	Malham	Hoke	Cannata	McKeon	Hartzler	Doyle	Christopherson	VanFossen	Goins	Perez
Sept. 3	MVSU	R. Harris	Malham	Hoke	Cannata	Pirkle	McKeon	Hartzler	Christopherson	Doyle	VanFossen	Goins
Sept. 7	at UConn	R. Harris	Malham	Hoke	Cannata	Poblete	Hartzler	Doyle	Christopherson	Kienstra	VanFossen	McKeon
Sept. 10	at Providence	R. Harris	Malham	Hoke	Cannata	Sibley	Hartzler	Doyle	Christopherson	VanFossen	Goins	McKeon
Sept. 15	Miss. St.*	J. Harris	Malham	Hoke	Cannata	McKeon	Hartzler	Doyle	Christopherson	VanFossen	Goins	H. Neece
Sept. 17	Oral Roberts	J. Harris	Malham	Hoke	Cannata	Parker	Hartzler	Doyle	Christopherson	VanFossen	Goins	Sibley
Sept. 21	at Vanderbilt*	J. Harris	Malham	Hoke	Cannata	McKeon	Hartzler	Doyle	Christopherson	VanFossen	Goins	H. Neece
Sept. 24	#20 Ole Miss*	J. Harris	Malham	Kienstra	McKeon	Parker	Hartzler	Doyle	Christopherson	VanFossen	Sibley	Perez
Sept. 29	at #23 Texas A&M*	J. Harris	Malham	McKeon	Cannata	Parker	Hartzler	Doyle	Christopherson	VanFossen	Goins	Perez
Oct. 5	at Auburn	J. Harris	Malham	McKeon	Cannata	Parker	Hartzler	Doyle	Christopherson	VanFossen	Goins	Perez
Oct. 8	#3 S. Carolina	J. Harris	Malham	McKeon	Cannata	Parker	Hartzler	Doyle	Christopherson	VanFossen	Goins	Perez
Oct. 12	at LSU	J. Harris	Malham	McKeon	Cannata	Parker	Hartzler	Doyle	Christopherson	VanFossen	Goins	Perez



2017 Arkansas Soccer
Arkansas Combined Team Statistics (as of Oct 12, 2017)
All games



RECORD:	OVERALL	HOME	AWAY	NEUTRAL
ALL GAMES	8-7-1	5-3	3-4-1	0-0
CONFERENCE	3-3-1	1-2	2-1-1	0-0
NON-CONFERENCE	5-4	4-1	1-3	0-0

Date	Opponent		Score	Att.
Aug 18	at SMU	Lot	0-1	1322
Aug 20	at North Texas	W	2-0	623
Aug 25	#1 PENN STATE	L	2-4	3401
Aug 27	ABILENE CHRISTIAN	W	6-1	825
Sep 01	JAMES MADISON	W	2-0	1128
Sep 03	MISSISSIPPI VALLEY	W	11-0	1009
Sep 07	at UConn	Lot	1-2	544
Sep 10	at Providence	L	3-4	750
* Sep 15	MISSISSIPPI STATE	W	1-0	1515
Sep 17	ORAL ROBERTS	W	3-1	833
* Sep 21	at Vanderbilt	To2	0-0	223
* Sep 24	#20 OLE MISS	L	0-1	940
* Sep 29	at #23 Texas A&M	L	1-2	3340
* Oct 05	at Auburn	W	2-0	294
* Oct 08	#3 SOUTH CAROLINA	L	0-2	1325
* Oct 12	at LSU	W	1-0	536

TEAM STATISTICS	ARK	OPP
SHOT STATISTICS		
Goals-Shot attempts	35-289	18-163
Goals scored per game	2.19	1.12
Shot pct.	.121	.110
Shots on goal-Attempts	121-289	61-163
SOG pct.	.419	.374
Shots/Game	18.1	10.2
CORNER KICKS	106	74
Goals off corners	4	1
PENALTY KICKS	1-2	1-1
OFFSIDES	35	18
PENALTIES		
Fouls	165	121
Yellow cards	4	7
Red cards	0	1
ATTENDANCE		
Total	10976	7632
Dates/Avg Per Date	8/1372	8/954
Neutral Site #/Avg	0/0	

#	Player	gp	g	a	pts	sh	sh%	sog	sog%	gw	pk-att
22	Parker Goins	15	8	4	20	41	.195	23	.561	4	0-0
17	Stefani Doyle	16	4	5	13	34	.118	14	.412	0	0-0
7	Katie Kienstra	16	4	2	10	18	.222	5	.278	0	0-0
4	Taylor Malham	16	4	1	9	31	.129	11	.355	2	0-0
12	Kayla McKeon	15	3	3	9	30	.100	16	.533	1	0-1
23	Nayeli Perez	16	1	6	8	31	.032	11	.355	0	1-1
15	Jessi Hartzler	16	3	0	6	27	.111	8	.296	1	0-0
11	Brooke Pirkle	14	2	1	5	11	.182	5	.455	0	0-0
16	Allie Dunn	6	2	1	5	8	.250	2	.250	0	0-0
24	Abbi Neece	12	1	2	4	10	.100	7	.700	0	0-0
19	Haley VanFossen	16	1	2	4	8	.125	5	.625	0	0-0
21	Ellie Breden	12	1	0	2	2	.500	2	1.000	0	0-0
14	Reid Sibley	16	0	2	2	14	.000	5	.357	0	0-0
3	Tori Cannata	16	0	2	2	7	.000	2	.286	0	0-0
6	Carly Hoke	11	0	2	2	6	.000	1	.167	0	0-0
13	Ansley Bunger	4	0	2	2	2	.000	1	.500	0	0-0
8	Caroline Campbell	10	0	1	1	2	.000	1	.500	0	0-0
18	Reece Christopherson	16	0	0	0	6	.000	1	.167	0	0-0
2	Elizabeth Poblete	9	0	0	0	1	.000	0	.000	0	0-0
32	Qyara Winston	2	0	0	0	0	.000	0	.000	0	0-0
29	Hannah Neece	4	0	0	0	0	.000	0	.000	0	0-0
9	Carson Parker	11	0	0	0	0	.000	0	.000	0	0-0
Total		16	35	36	106	289	.121	121	.419	8	1-2
Opponents		16	18	18	54	163	.110	61	.374	7	1-1

#	Goalie	GP	Min.	GA	GAAvg	Saves	Pct	W-L-T	Sho
0	Jordan Harris	10	875:00	6	0.62	29	.829	5-3-1	5/1
1	Rachel Harris	7	600:12	12	1.80	14	.538	3-4-0	1/1
Total		16	1475:12	18	1.10	43	.705	8-7-1	7
Opponents		16	1475:12	35	2.14	86	.711	7-8-1	4

Goals by Period	1st	2nd	OT	OT2	Total
Arkansas	17	18	0	0	35
Opponents	11	5	2	0	18

Shots by Period	1st	2nd	OT	OT2	Total
Arkansas	142	144	2	1	289
Opponents	87	68	6	2	163

Saves by Period	1st	2nd	OT	OT2	Total
Arkansas	23	17	1	2	43
Opponents	44	42	0	0	86

Corners by Period	1st	2nd	OT	OT2	Total
Arkansas	57	48	1	0	106
Opponents	31	39	2	2	74

Fouls by Period	1st	2nd	OT	OT2	Total
Arkansas	75	85	5	0	165
Opponents	50	68	3	0	121



2017 Arkansas Soccer
Arkansas Combined Team Statistics (as of Oct 12, 2017)
Conference games



RECORD:	OVERALL	HOME	AWAY	NEUTRAL
ALL GAMES	3-3-1	1-2	2-1-1	0-0
CONFERENCE	3-3-1	1-2	2-1-1	0-0
NON-CONFERENCE	0-0	0-0	0-0	0-0

Date	Opponent		Score	Att.
* Sep 15	MISSISSIPPI STATE	W	1-0	1515
* Sep 21	at Vanderbilt	To2	0-0	223
* Sep 24	#20 OLE MISS	L	0-1	940
* Sep 29	at #23 Texas A&M	L	1-2	3340
* Oct 05	at Auburn	W	2-0	294
* Oct 08	#3 SOUTH CAROLINA	L	0-2	1325
* Oct 12	at LSU	W	1-0	536

TEAM STATISTICS	ARK	OPP
SHOT STATISTICS		
Goals-Shot attempts	5-85	5-88
Goals scored per game	0.71	0.71
Shot pct.	.059	.057
Shots on goal-Attempts	26-85	25-88
SOG pct.	.306	.284
Shots/Game	12.1	12.6
CORNER KICKS		
Goals off corners	1	0
PENALTY KICKS	0-1	0-0
OFFSIDES	11	8
PENALTIES		
Fouls	71	56
Yellow cards	3	2
Red cards	0	0
ATTENDANCE		
Total	3780	4393
Dates/Avg Per Date	3/1260	4/1098
Neutral Site #/Avg	0/0	

#	Player	gp	g	a	pts	sh	sh%	sog	sog%	gw	pk-att
22	Parker Goins	6	2	0	4	11	.182	6	.545	2	0-0
15	Jessi Hartzler	7	1	0	2	13	.077	2	.154	1	0-0
17	Stefani Doyle	7	1	0	2	11	.091	2	.182	0	0-0
7	Katie Kienstra	7	1	0	2	7	.143	1	.143	0	0-0
23	Nayeli Perez	7	0	2	2	8	.000	4	.500	0	0-0
4	Taylor Malham	7	0	1	1	12	.000	2	.167	0	0-0
12	Kayla McKeon	7	0	0	0	11	.000	6	.545	0	0-1
18	Reece Christopherson	7	0	0	0	4	.000	1	.250	0	0-0
3	Tori Cannata	7	0	0	0	3	.000	0	.000	0	0-0
24	Abbi Neece	4	0	0	0	1	.000	0	.000	0	0-0
19	Haley VanFossen	7	0	0	0	1	.000	1	1.000	0	0-0
14	Reid Sibley	7	0	0	0	1	.000	0	.000	0	0-0
8	Caroline Campbell	3	0	0	0	1	.000	1	1.000	0	0-0
6	Carly Hoke	2	0	0	0	1	.000	0	.000	0	0-0
29	Hannah Neece	2	0	0	0	0	.000	0	.000	0	0-0
21	Ellie Breden	3	0	0	0	0	.000	0	.000	0	0-0
16	Allie Dunn	1	0	0	0	0	.000	0	.000	0	0-0
11	Brooke Pirkle	6	0	0	0	0	.000	0	.000	0	0-0
9	Carsen Parker	7	0	0	0	0	.000	0	.000	0	0-0
2	Elizabeth Poblete	4	0	0	0	0	.000	0	.000	0	0-0
Total		7	5	3	13	85	.059	26	.306	3	0-1
Opponents		7	5	6	16	88	.057	25	.284	3	0-0

#	Goalie	GP	Min.	GA	GAAvg	Saves	Pct	W-L-T	Sho
0	Jordan Harris	7	650:00	5	0.69	20	.800	3-3-1	4/0
Total		7	650:00	5	0.69	20	.800	3-3-1	4
Opponents		7	650:00	5	0.69	21	.808	3-3-1	3

Goals by Period	1st	2nd	OT	OT2	Total
Arkansas	2	3	0	0	5
Opponents	4	1	0	0	5

Shots by Period	1st	2nd	OT	OT2	Total
Arkansas	47	37	0	1	85
Opponents	49	33	4	2	88

Saves by Period	1st	2nd	OT	OT2	Total
Arkansas	11	6	1	2	20
Opponents	9	12	0	0	21

Corners by Period	1st	2nd	OT	OT2	Total
Arkansas	23	15	0	0	38
Opponents	13	14	1	2	30

Fouls by Period	1st	2nd	OT	OT2	Total
Arkansas	29	40	2	0	71
Opponents	23	31	2	0	56



Individual Career History

Ellie Breden

Season	GP	Min.	G	A	Pts	Shot	Shot%	SOG	SOG%	GW	PK-Att
2015	9	129	0	0	0	0	.000	0	.000	0	0-0
2016	8	182	1	0	2	1	1.000	1	1.000	0	0-0
2017	12	415	1	0	2	2	.500	2	1.000	0	0-0
TOTAL	29	726	2	0	4	3	.667	3	1.000	0	0-0

Ansley Bunger

Season	GP	Min.	G	A	Pts	Shot	Shot%	SOG	SOG%	GW	PK-Att
2017	4	74	0	2	2	2	.000	1	.500	0	0-0
TOTAL	4	74	0	2	2	2	.000	1	.500	0	0-0

Caroline Campbell

Season	GP	Min.	G	A	Pts	Shot	Shot%	SOG	SOG%	GW	PK-Att
2017	10	312	0	1	1	2	.000	1	.500	0	0-0
TOTAL	10	312	0	1	1	2	.000	1	.500	0	0-0

Tori Cannata

Season	GP	Min.	G	A	Pts	Shot	Shot%	SOG	SOG%	GW	PK-Att
2016	8	279	1	1	3	8	.125	7	.875	0	0-0
2017	16	859	0	2	2	7	.000	2	.286	0	0-0
TOTAL	24	1138	1	3	5	15	.067	9	.600	0	0-0

Reece Christopherson

Season	GP	Min.	G	A	Pts	Shot	Shot%	SOG	SOG%	GW	PK-Att
2015	16	943	2	3	7	9	.222	3	.333	1	0-0
2016	23	1636	1	3	5	12	.083	4	.333	0	0-0
2017	16	1220	0	0	0	6	.000	1	.167	0	0-0
TOTAL	55	3799	3	6	12	27	.111	8	.296	1	0-0

Stefani Doyle

Season	GP	Min.	G	A	Pts	Shot	Shot%	SOG	SOG%	GW	PK-Att
2016	24	1712	6	3	15	68	.088	34	.500	1	0-0
2017	16	1233	4	5	13	34	.118	14	.412	0	0-0
TOTAL	40	2945	10	8	28	102	.098	48	.471	1	0-0

Allie Dunn

Season	GP	Min.	G	A	Pts	Shot	Shot%	SOG	SOG%	GW	PK-Att
2017	6	137	2	1	5	8	.250	2	.250	0	0-0
TOTAL	6	137	2	1	5	8	.250	2	.250	0	0-0

Parker Goins

Season	GP	Min.	G	A	Pts	Shot	Shot%	SOG	SOG%	GW	PK-Att
2017	15	768	8	4	20	41	.195	23	.561	4	0-0
TOTAL	15	768	8	4	20	41	.195	23	.561	4	0-0



Individual Career History

Jordan Harris

Season	GP	Min.	G	A	Pts	Shot	Shot%	SOG	SOG%	GW	PK-Att
2015	14	939	0	0	0	0	.000	0	.000	0	0-0
2016	2	55	0	0	0	0	.000	0	.000	0	0-0
2017	10	875	0	0	0	0	.000	0	.000	0	0-0
TOTAL	26	1869	0	0	0	0	.000	0	.000	0	0-0

Season	GP	Minutes	GA	GAAvg	Saves	Save%	W	L	T	Sho
2015	14	939:04	17	1.63	33	.660	3	6	1	0.1
2016	2	55:00	1	1.64	2	.667	0	0	0	0.1
2017	10	875:00	6	0.62	29	.829	5	3	1	5.1
TOTAL	26	1869:04	24	1.16	64	.727	8	9	2	5.3

Rachel Harris

Season	GP	Min.	G	A	Pts	Shot	Shot%	SOG	SOG%	GW	PK-Att
2017	7	600	0	0	0	0	.000	0	.000	0	0-0
TOTAL	7	600	0	0	0	0	.000	0	.000	0	0-0

Season	GP	Minutes	GA	GAAvg	Saves	Save%	W	L	T	Sho
2017	7	600:12	12	1.80	14	.538	3	4	0	1.1
TOTAL	7	600:12	12	1.80	14	.538	3	4	0	1.1

Jessi Hartzler

Season	GP	Min.	G	A	Pts	Shot	Shot%	SOG	SOG%	GW	PK-Att
2014	21	1973	0	0	0	1	.000	1	1.000	0	0-0
2015	17	1159	0	0	0	7	.000	3	.429	0	0-0
2016	24	2108	8	1	17	38	.211	20	.526	4	0-0
2017	16	1439	3	0	6	27	.111	8	.296	1	0-0
TOTAL	78	6679	11	1	23	73	.151	32	.438	5	0-0

Carly Hoke

Season	GP	Min.	G	A	Pts	Shot	Shot%	SOG	SOG%	GW	PK-Att
2015	19	1599	0	1	1	18	.000	8	.444	0	0-0
2016	24	1764	0	1	1	8	.000	0	.000	0	0-0
2017	11	884	0	2	2	6	.000	1	.167	0	0-0
TOTAL	54	4247	0	4	4	32	.000	9	.281	0	0-0

Katie Kienstra

Season	GP	Min.	G	A	Pts	Shot	Shot%	SOG	SOG%	GW	PK-Att
2014	6	74	0	1	1	0	.000	0	.000	0	0-0
2015	17	634	0	1	1	11	.000	4	.364	0	0-0
2016	18	358	1	1	3	8	.125	3	.375	0	1-1
2017	16	694	4	2	10	18	.222	5	.278	0	0-0
TOTAL	57	1760	5	5	15	37	.135	12	.324	0	1-1

Taylor Malham

Season	GP	Min.	G	A	Pts	Shot	Shot%	SOG	SOG%	GW	PK-Att
2017	16	1152	4	1	9	31	.129	11	.355	2	0-0
TOTAL	16	1152	4	1	9	31	.129	11	.355	2	0-0



Individual Career History

Kayla McKeon

Season	GP	Min.	G	A	Pts	Shot	Shot%	SOG	SOG%	GW	PK-Att
2016	24	1683	9	2	20	49	.184	23	.469	3	1-1
2017	15	1123	3	3	9	30	.100	16	.533	1	0-1
TOTAL	39	2806	12	5	29	79	.152	39	.494	4	1-2

Abbi Neece

Season	GP	Min.	G	A	Pts	Shot	Shot%	SOG	SOG%	GW	PK-Att
2017	12	298	1	2	4	10	.100	7	.700	0	0-0
TOTAL	12	298	1	2	4	10	.100	7	.700	0	0-0

Hannah Neece

Season	GP	Min.	G	A	Pts	Shot	Shot%	SOG	SOG%	GW	PK-Att
2014	19	1148	0	1	1	2	.000	1	.500	0	0-0
2015	19	1265	1	1	3	3	.333	3	1.000	1	0-0
2016	24	1502	1	0	2	8	.125	3	.375	0	0-0
2017	4	141	0	0	0	0	.000	0	.000	0	0-0
TOTAL	66	4056	2	2	6	13	.154	7	.538	1	0-0

Carsen Parker

Season	GP	Min.	G	A	Pts	Shot	Shot%	SOG	SOG%	GW	PK-Att
2017	11	641	0	0	0	0	.000	0	.000	0	0-0
TOTAL	11	641	0	0	0	0	.000	0	.000	0	0-0

Nayeli Perez

Season	GP	Min.	G	A	Pts	Shot	Shot%	SOG	SOG%	GW	PK-Att
2017	16	639	1	6	8	31	.032	11	.355	0	1-1
TOTAL	16	639	1	6	8	31	.032	11	.355	0	1-1

Brooke Pirkle

Season	GP	Min.	G	A	Pts	Shot	Shot%	SOG	SOG%	GW	PK-Att
2017	14	382	2	1	5	11	.182	5	.455	0	0-0
TOTAL	14	382	2	1	5	11	.182	5	.455	0	0-0

Elizabeth Poblete

Season	GP	Min.	G	A	Pts	Shot	Shot%	SOG	SOG%	GW	PK-Att
2017	9	169	0	0	0	1	.000	0	.000	0	0-0
TOTAL	9	169	0	0	0	1	.000	0	.000	0	0-0

Reid Sibley

Season	GP	Min.	G	A	Pts	Shot	Shot%	SOG	SOG%	GW	PK-Att
2015	1	75	0	0	0	0	.000	0	.000	0	0-0
2016	23	743	0	3	3	14	.000	4	.286	0	0-0
2017	16	832	0	2	2	14	.000	5	.357	0	0-0
TOTAL	40	1650	0	5	5	28	.000	9	.321	0	0-0



Individual Career History

Haley VanFossen

Season	GP	Min.	G	A	Pts	Shot	Shot%	SOG	SOG%	GW	PK-Att
2017	16	1280	1	2	4	8	.125	5	.625	0	0-0
TOTAL	16	1280	1	2	4	8	.125	5	.625	0	0-0

Qyara Winston

Season	GP	Min.	G	A	Pts	Shot	Shot%	SOG	SOG%	GW	PK-Att
2014	15	451	0	0	0	0	.000	0	.000	0	0-0
2015	5	161	0	0	0	0	.000	0	.000	0	0-0
2016	19	1422	0	0	0	0	.000	0	.000	0	0-0
2017	2	74	0	0	0	0	.000	0	.000	0	0-0
TOTAL	41	2108	0	0	0	0	.000	0	.000	0	0-0

SEASON AND CAREER BESTS

#0 JORDAN HARRIS

Minutes Played

S: 110 (at Vanderbilt - Sept. 21, 2017)

C: 110 x3 (last at Vanderbilt - Sept. 21, 2017)

Goals Allowed

S: 2 x2 (last vs. #3 South Carolina - Oct. 8, 2017)

C: 4 (at Florida - Oct. 25, 2015)

Saves

S: 5 x2 (last at Vanderbilt - Sept. 21, 2017)

C: 8 (vs. Ole Miss - Oct. 9, 2015)

#1 RACHEL HARRIS

Minutes Played

S: 98:18 (at UConn - Sept. 7, 2017)

C: Same

Goals Allowed

S: 4 x2 (last at Providence - Sept. 10, 2017)

C: Same

Saves

S: 4 (vs. James Madison - Sept. 1, 2017)

C: Same

#2 ELIZABETH POBLETE

Minutes Played

S: 29 (at Vanderbilt - Sept. 21, 2017)

C: Same

Goals

S: N/A

C: N/A

Assists

S: N/A

C: N/A

Points

S: N/A

C: N/A

#3 TORI CANNATA

Minutes Played

S: 90 (at LSU - Oct. 12, 2017)

C: Same

Goals

S: N/A

C: 1 (vs. Northern Iowa - Sept. 1, 2016)

Assists

S: 2 (at Providence - Sept. 10, 2017)

C: 2 (at Providence - Sept. 10, 2017)

Points

S: 2 (at Providence - Sept. 10, 2017)

C: 2 x2 (last at Providence - Sept. 10, 2017)

#4 TAYLOR MALHAM

Minutes Played

S: 90 x3 (last at LSU - Oct. 12, 2017)

C: Same

Goals

S: 3 (at #23 Texas A&M - Sept. 29, 2017)

C: Same

Assists

S: 1 (at Auburn - Oct. 5, 2017)

C: Same

Points

S: 2 x4 (last vs. Mississippi Valley St. - Sept. 3, 2017)

C: Same

#6 CARLY HOKE

Minutes Played

S: 98 (at UConn - Sept. 7, 2017)

C: 110 x2 (last vs. Ole Miss - Oct. 9, 2015)

Goals

S: N/A

C: N/A

Assists

S: 1 x2 (last at Providence - Sept. 10, 2017)

C: 1 x4 (last at Providence - Sept. 10, 2017)

Points

S: 1 x2 (last at Providence - Sept. 10, 2017)

C: 1 x4 (last at Providence - Sept. 10, 2017)

#7 KATIE KIENSTRA

Minutes Played

S: 70 (at North Texas - Aug. 20, 2017)

C: 87 (vs. South Carolina - Oct. 2, 2017)

Goals

S: 2 (vs. Mississippi Valley St. - Sept. 3, 2017)

C: 2 (vs. Mississippi Valley St. - Sept. 3, 2017)

Assists

S: 1 x2 (last vs. Mississippi Valley St. - Sept. 3, 2017)

C: 1 x5 (last vs. Mississippi Valley St. - Sept. 3, 2017)

Points

S: 5 (vs. Mississippi Valley St. - Sept. 3, 2017)

C: 5 (vs. Mississippi Valley St. - Sept. 3, 2017)

#8 CAROLINE CAMPBELL

Minutes Played

S: 65 x2 (last vs. Mississippi Valley St. - Sept. 3, 2017)

C: Same

Goals

S: N/A

C: N/A

Assists

S: 1 (vs. Mississippi Valley St. - Sept. 3, 2017)

C: Same

Points

S: 1 (vs. Mississippi Valley St. - Sept. 3, 2017)

C: Same

#9 CARSEN PARKER

Minutes Played

S: 90 x3 (last at Auburn - Oct. 5, 2017)

C: Same

Goals

S: N/A

C: N/A

Assists

S: N/A

C: N/A

Points

S: N/A

C: N/A

#11 BROOKE PIRKLE

Minutes Played

S: 62 x2 (last vs. Mississippi Valley St. - Sept. 3, 2017)

C: Same

Goals

S: 2 (vs. Mississippi Valley St. - Sept. 3, 2017)

C: Same

Assists

S: 1 (vs. James Madison - Sept. 1, 2017)

C: Same

Points

S: 4 (vs. Mississippi Valley St. - Sept. 3, 2017)

C: Same

#12 KAYLA MCKEON

Minutes Played

S: 105 (at Vanderbilt - Sept. 21, 2017)

C: 108 (vs. Clemson - Nov. 18, 2016)

Goals

S: 2 (vs. Mississippi Valley St. - Sept. 3, 2017)

C: 2 x3 (last vs. Mississippi Valley St. - Sept. 3, 2017)

Assists

S: 1 x3 (last at Providence - Sept. 10, 2017)

C: 1 x5 (last at Providence - Sept. 10, 2017)

Points

S: 4 (vs. Mississippi Valley St. - Sept. 3, 2017)

C: 5 (vs. Northern Iowa - Sept. 1, 2016)

#13 ANSLEY BUNGER

Minutes Played

S: 45 (vs. Mississippi Valley St. - Sept. 3, 2017)

C: Same

Goals

S: N/A

C: N/A

Assists

S: 2 (vs. Mississippi Valley St. - Sept. 3, 2017)

C: Same

Points

S: 2 (vs. Mississippi Valley St. - Sept. 3, 2017)

C: Same

SEASON AND CAREER BESTS

#14 REID SIBLEY

Minutes Played

S: 78 (at Providence - Sept. 10, 2017)
C: 79 (vs. Clemson - Nov. 18, 2016)

Goals

S: N/A
C: N/A

Assists

S: 2 (vs. Abilene Christian - Aug. 27, 2017)
C: 2 x2 (last vs. Abilene Christian - Aug. 27, 2017)

Points

S: 2 (vs. Abilene Christian - Aug. 27, 2017)
C: 2 x2 (last vs. Abilene Christian - Aug. 27, 2017)

#15 JESSI HARTZLER

Minutes Played

S: 110 (at Vanderbilt - Sept. 21, 2017)
C: 110 x7 (last at Vanderbilt - Sept. 21, 2017)

Goals

S: 1 x3 (last at Auburn - Oct. 5, 2017)
C: 2 (vs. Florida - Sept. 16, 2016)

Assists

S: N/A
C: 1 (at Mississippi St. - Sept. 9, 2016)

Points

S: 2 x3 (last at Auburn - Oct. 5, 2017)
C: 4 (vs. Florida, Sept. 16, 2016)

#16 ALLIE DUNN

Minutes Played

S: 56 (vs. Mississippi Valley St. - Sept. 3, 2017)
C: Same

Goals

S: 1 x2 (last vs. Mississippi Valley St. - Sept. 3, 2017)
C: Same

Assists

S: 1 (vs. Abilene Christian - Aug. 27, 2017)
C: Same

Points

S: 3 (vs. Abilene Christian - Aug. 27, 2017)
C: Same

#17 STEFANI DOYLE

Minutes Played

S: 110 (at Vanderbilt - Sept. 21, 2017)
C: Same

Goals

S: 2 (at Providence - Sept. 10, 2017)
C: 2 x2 (last at Providence - Sept. 10, 2017)

Assists

S: 2 (vs. Abilene Christian - Aug. 27, 2017)
C: Same

Points

S: 4 (at Providence - Sept. 10, 2017)
C: 4 x2 (last at Providence - Sept. 10, 2017)

#18 REECE CHRISTOPHERSON

Minutes Played

S: 110 (at Vanderbilt - Sept. 21, 2017)
C: Same

Goals

S: N/A
C: 1 x3 (last vs. Northern Iowa - Sept. 1, 2016)

Assists

S: N/A
C: 1 x4 (last at South Carolina - Oct. 9, 2016)

Points

S: N/A
C: 2 x4 (last vs. Northern Iowa - Sept. 1, 2016)

#19 HALEY VANFOSSEN

Minutes Played

S: 101 (at Vanderbilt - Sept. 21, 2017)
C: Same

Goals

S: 1 (at Providence - Sept. 10, 2017)
C: Same

Assists

S: 1 x2 (last vs. Mississippi Valley St. - Sept. 15, 2017)
C: Same

Points

S: 2 (at Providence - Sept. 10, 2017)
C: Same

#21 ELLIE BREDEN

Minutes Played

S: 97 (at SMU - Aug. 18, 2017)
C:

Goals

S: 1 (vs. Mississippi Valley St. - Sept. 3, 2017)
C: 1 x2 (last vs. Mississippi Valley St. - Sept. 3, 2017)

Assists

S: N/A
C: N/A

Points

S: 2 (vs. Mississippi Valley St. - Sept. 3, 2017)
C: 2 x2 (last vs. Mississippi Valley St. - Sept. 3, 2017)

#22 PARKER GOINS

Minutes Played

S: 75 (vs. Mississippi St. - Sept. 15, 2017)
C: Same

Goals

S: 4 (vs. Abilene Christian - Aug. 27, 2017)
C: Same

Assists

S: 2 x2 (last vs. Mississippi Valley St. - Sept. 3, 2017)
C: Same

Points

S: 8 (vs. Abilene Christian - Aug. 27, 2017)
C: Same

#23 NAYELI PEREZ

Minutes Played

S: 79 (at #23 Texas A&M - Sept. 29, 2017)
C: Same

Goals

S: 1 (vs. Mississippi Valley St. - Sept. 3, 2017)
C: Same

Assists

S: 2 (vs. Abilene Christian - Aug. 27, 2017)
C: Same

Points

S: 3 (vs. Mississippi Valley St. - Sept. 3, 2017)
C: Same

#24 ABBI NEECE

Minutes Played

S: 65 (vs. Mississippi Valley St. - Sept. 3, 2017)
C: Same

Goals

S: 1 (vs. Abilene Christian - Aug. 27, 2017)
C: Same

Assists

S: 2 (vs. Mississippi Valley St. - Sept. 3, 2017)
C: Same

Points

S: 2 x2 (last vs. Mississippi Valley St. - Sept. 3, 2017)
C: Same

RADIO/TV ROSTER



Alexis Bach
FR | GK | 5-11



Jordan Harris
R-JR | GK | 5-10



Rachel Harris
FR | GK | 5-9



Elizabeth Poblete
R-SO | D | 6-0



Tori Cannata
SO | F | 5-9



Taylor Malham
FR | MF | 5-10



Carly Hoke
JR | D | 5-6



Katie Kienstra
SR | M | 5-7



Caroline Campbell
FR | F | 5-3



Carsen Parker
FR | D | 5-8



Alli Gardner
FR | MF | 5-11



Brooke Pirkle
FR | MF | 5-11



Kayla McKeon
SO | MF | 5-10



Ansley Bunger
FR | MF | 5-10



Reid Sibley
R-JR | M/F | 5-6



Jessi Hartzler
SR | D | 5-8



Allie Dunn
FR | F | 5-6



Stefani Doyle
SO | M/F | 5-6



Reece Christopherson
JR | MF | 5-3



Haley VanFossen
FR | D | 5-10



Ellie Breden
JR | D | 5-9



Parker Goins
FR | F | 5-10



Nayeli Perez
FR | M/F | 5-6



Abbi Neece
FR | MF | 5-7



MaKayle Traxson
FR | F | 5-6



Hannah Neece
SR | D | 5-7



Qyara Winston
R-JR | D | 5-8



Taylor Beitz
R-FR | GK | 5-9



Colby Hale
Head Coach



Kristi Kiely
Assistant Coach



David Gough
Assistant Coach



Eric Bracy
Volunteer Coach



Wes Diers
Director of Ops.