

UTA LADY MAVERICK BASKETBALL

W. Basketball Contact: Michael Eldridge | michael.eldridge@uta.edu | @dfwsportsmike | C: (817) 201-6389



2017-18 SCHEDULE //

NOVEMBER (5-1)

11 Incarnate Word ^	W, 61-48
13 Oral Roberts	W, 70-46
15 at UTSA	W, 69-68 (OT)
19 SMU	W, 58-55
24 Fresno State	W, 67-54
27 at Utah	L, 71-41

DECEMBER (0-3)

1 Houston	L, 62-58
6 at Kansas State	L, 70-56
10 at Georgia Tech	L, 8-52
17 at Arkansas	2 p.m.
21 San Francisco	4:30 p.m.
29 at Coastal Carolina*	4 p.m.
31 at Appalachian State*	12 p.m.

JANUARY

4 Troy*	5 p.m.
6 South Alabama*	2 p.m.
11 at Little Rock*	5 p.m.
13 at Arkansas State*	3 p.m.
18 Louisiana*	5 p.m.
20 ULM*	2 p.m.
25 at Georgia State*	4 p.m.
27 at Georgia Southern*	11 a.m.

FEBRUARY

1 Appalachian State*	5 p.m.
3 Coastal Carolina*	2 p.m.
10 Texas State*	2 p.m.
15 at ULM*	5 p.m.
17 at Louisiana*	5 p.m.
22 Georgia Southern*	11:30 a.m.
24 Georgia State*	2 p.m.

MARCH

3 at Texas State*	2 p.m.
8 Sun Belt Championship 1R	TBA

* Sun Belt Conference game

^ Homecoming 2017

All Times Central

VANDIJK IN THE NATION //

NCAA Division I Active Career Leaders

Rebekah VanDijk	#	Rank
Rebound Avg.	9.3	5th
Rebounds	927	2nd
Double-Doubles	39	2nd
Points	1,342	44th
Blocked Shots	156	19th

REFERENCING UTA //

The UTA Athletic Department kindly asks that members of the media and athletic institutions refer to the University as **UT Arlington (or UTA)**. Using Texas-Arlington, UT-Arlington, or any other forms is incorrect.

GAME 10 | ROAD GAME 5 | DEC. 17, 2017 >> 2 P.M. CT >> BUD WALTON ARENA > FAYETTEVILLE, ARK.



UT ARLINGTON LADY MAVERICKS

Record: 5-4, 0-0 Sun Belt



ARKANSAS RAZORBACKS

Record: 8-1, 0-0 ACC

HEAD COACH

Krista Gerlich (Texas Tech '93)
Career Record: 231-119
Record at UTA: 63-77 (5th season)

HEAD COACH

Mike Neighbors (Arkansas, '93)
Career Record: 105-44 (5)
Record at GT: 7-3 (1)

SERIES HISTORY

Series: Arkansas, 6-0
At UTA: 0-2
At UA: 0-3
Neutral: 0-1

Last Meeting

L, 57-33 (11/16/11, Fayetteville, Ark.)

Last Meeting in Fayetteville

Same

Vs. SEC

W 5 - L 23

MATCHING UP //

UT Arlington

Team Leaders by Category

Points/Game:	Crystal Allen (14.6)
FG%:	Michaela Wright (66.7)
3P%:	Crystal Allen (35.2)
FT%	Kelsey Johnson (75.0)
Rebounds/Game:	Rebekah VanDijk (8.9)
Assists/Game	Laurynn McGowen (3.6)
Steals/Game:	Two Tied (1.1)

Arkansas

Team Leaders by Category

Points/Game:	Malica Monk (18.2)
FG%:	Klara Williams (53.0)
3P%:	Jailyn Mason (34.9)
FT%	Malica Monk (80.4)
Rebounds/Game:	Two Tied (7.8)
Assists/Game	Malica Monk (3.9)
Steals/Game:	Malica Monk (2.2)

Upcoming Game

UTA completes a 3-game road trip, all against Power 5 opponents, on Sunday when it travels to Fayetteville, Ark. to take on Arkansas.

Live Game Coverage

UTA and Arkansas will be featured on ESPN3 via the SEC Network and available on the WatchESPN app.

Lady Mav Knowledge Nuggets vs. Arkansas

UTA is looking for its first win over a Power 5 opponent since 2004 (Kansas)... UTA is 0-3 against Power 5 teams this season, the 4 on the schedule are the most for UTA in program history for one season and first time the program has faced 3 in a row... Rebekah VanDijk is 2nd in the nation in active career leaders for doubles-doubles at 39. She has 2 this season... UTA's 3-point % defense is 12th in the nation at 22.8... UTA must win its final 4 games of Dec. to continue program record of 6 consecutive months with a winning record dating back to the end of the 2016 season.

Postgame Coverage

A complete recap of every UTA women's basketball game, including photos, video highlights, statistics, notes and coach and player comments will be available shortly upon the conclusion each home game online at UTAMavs.com.

Social Media

UTA provides extensive coverage of each of its 15 sport programs via a variety of social media channels, notably Facebook, Instagram, Snapchat and Twitter. The general account username for most services is @UTAMavs. Several sports operate specific accounts, which are used for in-game coverage of events and other content. To follow UTA women's basketball, search @LadyMavHoops on Twitter.

GAMEDAY COVERAGE

Tickets

arkansasrazorbacks.com

Television

SEC Network +



Streaming (WatchESPN.com)

Play-By-Play: Bret Dolan

Color: Kikko Haydar

Live Statistics

Gametracker: arkansasrazorbacks.com

Social Media

Twitter: @UTAMavs

Instagram: @UTAMavs

Snapchat: UTAMavs

Facebook: UT Arlington Athletics

UTAMavs.com

Recap, Photos, Quotes, Notes, Statistics




PROJECTED STARTERS //



1 laurynn
MCGOWEN
P. Guard // 5-6 // Junior

Points:	6.1
Rebounds:	2.6
Assists:	3.6
Steals:	1.1
17-18 Starts:	8
17-18 Played:	9



3 crystal
ALLEN
Guard // 5-9 // Senior

Points:	14.6
Rebounds:	2.9
Assists:	0.9
Steals:	1.1
17-18 Starts:	9
17-18 Played:	9



11 shelby
RICHARDS
Guard // 5-11 // Senior

Points:	7.1
Rebounds:	2.6
Assists:	0.7
Steals:	0.8
17-18 Starts:	3
17-18 Played:	9



22 jenniffer
PARKER
Forward // 6-3 // Junior

Points:	2.7
Rebounds:	5.7
Assists:	1.2
Steals:	0.8
17-18 Starts:	6
17-18 Played:	9



44 rebekah
VANDIJK
Center // 6-5 // Senior

Points:	11.6
Rebounds:	8.9
Assists:	0.9
Blocks:	1.3
17-18 Starts:	9
17-18 Played:	9

#DecideToDance | 52 All-Conference Selections | 2 Conference Championships | 12 Conference Players of the Year

THE SHOOTAROUND //**• INSIDE THE MATCHUP**

- UTA and Arkansas are meeting for the 7th time all-time with the Razorbacks taking all previous 6 meetings.
- UTA is 5-23 all-time against teams currently in the SEC.
- The Lady Mavs are 0-3 against Power 5 teams this season, falling to Utah, (RV) Kansas State and (RV) Georgia Tech.
- Sunday marks the final road nonconference game of the season, UTA is 1-3 on the road this year.
- Crystal Allen averaged a team-best 18.0 points per game last week, followed by Rebekah VanDijk with 14.0 and 11.5 rebounds.
- Unfortunate scoring streaks have plagued UTA in the L streak, UTA was outscored 27-6 in the 1st vs. Georgia Tech and a 16-0 run turned a double-digit UTA lead around for KSU in the 2nd quarter.

• IN THE NATION RANKINGS...

As of 12/7, UTA is 4th in 3-point % defense (20.9), 52nd in field goal % defense (36.0) and 73rd in scoring defense (59.3)... Rebekah VanDijk is 82nd in rebounds per game (9.0) and 97th in rebounds overall (72)... Crystal Allen is 141st in 3-point % (38.6).

• LET'S NOT GO STREAKING

- UTA's 4-game losing streak is its longest since dropping 4 in a row between 1/14-1/23 of 2016.
- Beyond 4 games, UTA's next longest L streak came in 2014 when it fell in 7 consecutive between Jan. 2 and Jan. 29 as part of just a 4-win season.
- On the positive side, following its previous 4-game streak, UTA went on to win 5 of 6.

• UTA IN THE USA TODAY COACHES' POLL

After a 2-game losing streak, UTA fell out of the receiving votes section of the poll. UTA received as many as 5 this season, after opening with 3 in the Preseason Poll.

• COLLEGEINSIDER MID-MAJOR POLL

UTA jumped up to No. 11 in the CollegeInsider.com Mid Major Poll, up from 17 last week, and a jump from just receiving votes in the preseason poll.

• LOOKING BACK

- Rebekah VanDijk's 2nd consecutive double-double was not enough as K-State topped UTA 70-56.
- Georgia Tech made 12 consecutive field goals in the 1st to lead 27-6 after the opening 10. UTA brought the deficit down to 13 in the 2nd half, but couldn't get any closer.

• MID-MAJOR PLAYER OF THE WEEK

Crystal Allen's 2 big games helped the senior claim the College Sports Madness Mid-Major Player of the Week award on Nov. 24. The 2nd Lady Maverick to earn the achievement to join

Rebekah VanDijk, who did so last season.

• SBC PLAYER OF THE WEEK

The honors continued for Allen on Nov. 25, as the senior was named the league's Player of the Week, helping UTA sweep the day's awards (Eric Neal earned the award on the men's side).

• MILESTONE WATCH (More info on page 7)

VanDijk enters her senior season in search of several all-time records. The 2016-17 1st-Team All-SBC member is within reach of becoming the 1st player in Lady Mav history to record both 1,000 pts and 1,000 rebounds. She is also approaching Lori Cottingham's all-time rebound record of 1,078.

- **Johnson**, the 2016-17 SBC Defensive Player of the Year, has 250 career steals, needing just 35 to tie Allison Gray's all-time mark of 285. She is also 95 points away from becoming the 19th member of UTA's 1,000-pt club. Johnson is out the remainder of the 2017-18 season due to injury.

• DOUBLE-DOUBLE TROUBLE

In games that Rebekah VanDijk completes a double-double UTA is 24-15, including 10-4 the last two seasons. UTA is 0-2 this year when the senior records a double-double.

- **LADY MAVS IN COSTA RICA** The Lady Mavs took a preseason foreign tour in prep of the campaign. UTA went to Costa Rica for an 8-day, 4-game trek that saw UTA play a pair against both the Univ. of Ottawa and the CR National Team.

• NEWCOMERS DEBUT AT UTA

UTA welcomes 6 that have taken the court for the first time this season. New Mexico JC transfers Laurynn McGowen and Daiane Machado join **Brooke Alexander** (RS SO), **Jennifer Parker** (FR), **Kelsey Johnson** (RS FR) and **Michaela Wright** (FR). **Alexander** joined from Liberty University, while **Johnson** was out with an injury last season. **Alexander**, **Parker**, **Johnson** and **McGowen** debuted against UIW in the opener.

• A PRETTY DIFFICULT SLATE...

In nonconference UTA has home matchups vs. SMU, Fresno State, Houston and San Francisco, while UTA visits UTSA, Utah, Kansas State, Georgia Tech and Arkansas.

- UTA has never played 4 Power 5 opponents in one season. In 2008, UTA had a stretch of 3 as well as TCU while the Frogs were in the MWC.

• SUN BELT LOOKING EVEN TOUGHER

When UTA enters SBC play on Dec. 29, the slate doesn't appear to get any easier. Including UTA, there are 4 teams receiving votes in the CollegeInsider.com Mid-Major Poll. The conference has featured wins of Texas State over Texas Tech, Arkansas State over Florida and South Alabama topping North Carolina.

UTA RECORD WHEN

Category	Overall	SBC
Overall	5-4	0-0
Home	4-1	0-0
Away	1-3	0-0
Neutral	0-0	0-0
vs. American Athletic	1-1	
vs. Atlantic Coast	0-1	
vs. Big 12	0-1	
vs. Conference USA	1-0	
vs. Mountain West	1-0	
vs. Pac 12	0-1	
vs. SEC	0-0	
vs. Southland	1-0	
vs. Summit	1-0	
vs. Sun Belt	0-0	0-0
vs. West Coast	0-0	
Day Games	3-1	0-0
Night (6 pm or later)	2-3	0-0
November	5-1	0-0
December	0-3	0-0
January	0-0	0-0
February	0-0	0-0
March	0-0	0-0
Mondays	1-1	0-0
Tuesdays	0-0	0-0
Wednesdays	1-1	0-0
Thursdays	0-0	0-0
Fridays	1-1	0-0
Saturdays	1-0	0-0
Sundays	1-1	0-0
vs. Ranked Teams	0-0	0-0
vs. Receiving Votes	0-2	0-0
UTA Leads at Half	3-1	0-0
Opp. Leads at Half	2-3	0-0
Tied at Half	0-0	0-0
UTA Leads after 3rd	4-0	0-0
Opp. Leads after 3rd	1-3	0-0
Tied after 3rd	0-0	0-0
UTA Shoots > 40%	3-0	0-0
UTA Shoots 35-39.9%	1-1	0-0
UTA Shoots < 34.9%	0-3	0-0
Opp. Shoots > 40%	0-3	0-0
Opp. Shoots 35-39.9%	2-0	0-0
Opp. Shoots < 34.9%	3-1	0-0
UTA Wins Rebound Battle	3-2	0-0
Opp. Wins Rebound Battle	2-2	0-0
Tied	0-0	0-0
UTA Wins 3-Point Battle	3-2	0-0
Opp. Wins 3-Point Battle	1-1	0-0
Tied	1-1	0-0
UTA Has More Steals	1-0	0-0
Opp. Has More Steals	2-4	0-0
Tied	2-0	0-0
UTA Has More Turnovers	1-4	0-0
Opp. Has More Turnovers	4-0	0-0
Tied	0-0	0-0
UTA Makes More FT	2-1	0-0
Opp. Makes More FT	2-3	0-0
Tied	1-0	0-0
Wearing white jerseys	4-1	0-0
Wearing blue jerseys	1-1	0-0
Wearing orange jerseys	0-2	0-0
Wearing pink jerseys	0-0	0-0

2017-18 SUN BELT STANDINGS //

SCHOOL	CONFERENCE	CONF. PCT	OVERALL	OVERALL PCT	STREAK
Texas State	0-0	0.000	6-2	0.750	W2
South Alabama	0-0	0.000	5-2	0.714	L1
Troy	0-0	0.000	4-2	0.667	L1
UTA	0-0	0.000	5-3	0.625	L3
Arkansas State	0-0	0.000	4-4	0.500	W1
Coastal Carolina	0-0	0.000	4-4	0.500	W1
Georgia Southern	0-0	0.000	3-4	0.429	L1
Little Rock	0-0	0.000	3-4	0.429	W1
Louisiana	0-0	0.000	3-5	0.375	W1
ULM	0-0	0.000	2-4	0.333	L3
Georgia State	0-0	0.000	2-5	0.286	W1
Appalachian State	0-0	0.000	1-7	0.125	L2

SEASON STORYLINES //

■ UTA RECEIVES VOTES IN
PRESEASON COACHES' POLL FOR
FIRST TIME

UTA 2 votes in the USA Today Coaches' Poll mark the first time the Lady Mavs have entered the season in the poll. UTA received votes last season after a 5-0 start to the year.

■ ESPN3 FEATURED AT ALL HOME
GAMES

For the first time in UTA history, all of UTA's 15 home contests will be available via the WatchESPN app and on ESPN3. UTA also has contests at Kansas State, Georgia Tech and Arkansas available on ESPN3.

■ SIGNING CLASS

UTA welcomes a stellar class to the Lady Mav family. Five players make up the group, including Emma Halverson (Plano HS), Camryn Hawkins (Rio Rancho HS), Misty Dossey (Comanche HS), Claire Chastain (Dale HS), and Terryn Milton (Owasso HS). Milton's brother Shake Milton played at SMU.

■ PRESEASON EXPECTATIONS

UTA was picked as the preseason favorites after a 22-win season and WNIT trip last year. UTA received 7 first-place votes and were ahead of No. 2 Little Rock and two-time defending league champ No. 3 Troy. Rebekah VanDijk was named the Preseason Player of the Year for a 2nd season in a row and joined Cierra Johnson on the league's first team. Crystal Allen was featured on the third team.

■ LETS GET COMPETITIVE

UTA's nonconference schedule is set to be a fun one with arguably the best slate in the Sun Belt. UTA opens with 3 games over 5 days before SMU comes to CPC on Nov. 19. UTA welcomes Fresno State (No. 24) and Houston (Dec. 1) while taking road visits to 4 Power 5 schools. The first comes at Utah on Nov. 27, then a 3-game trek sees UTA at Kansas State (Dec. 6), Georgia Tech (Dec. 10) and at Arkansas (Dec. 17).

■ #DECIDETODANCE

UTA's features the team motto of #DecideToDance, built around the team's goal of going to the Big Dance. The team met the goals of #Change4Championships, and

have set their sights on bigger aspirations with this team.

■ UTAH HOMECOMING

Senior Shelby Richards will get a homecoming of her own when the Lady Mavs take a trip to Salt Lake City to take on the Utes. Richards is from South Jordan, Utah and will be playing in her home state for the first time since playing JUCO at Salt Lake City CC.

■ HISTORICAL SEASON IN 16-17

UTA's 22-win season tied for 3rd in program history for wins, while the win % of .709 was 2nd all-time.

Rk	Year	W	L	%
1.	2006-07	24	9	.727
2.	2016-17	22	9	.709
3.	1975-76	23	11	.676
4.	2008-09	22	11	.667
5.	2004-05	21	10	.677
	1977-78	21	10	.677
7.	1976-77	20	11	.645
	2005-06	20	9	.690
	1981-82	20	17	.541
10.	2003-04	19	12	.613
	2007-08	19	10	.655

■ HISTORICAL CONFERENCE

Best 10-game conf starts

Rk	Year	W	L	%
1.	2006-07	10	0	1.000
2.	2004-05	9	1	.900
3.	2016-17	8	2	.800

■ SCOUTING THE SLATE

UTA's schedule sees the Lady Mavs at two opponents featured in the USA Today Preseason Coaches' Poll as well as the AP Preseason Poll in Kansas State and Georgia Tech. Georgia Tech reached the WNIT final, falling in 3 OT's, while Kansas State hosted the NCAA 1st and 2nd round.

■ LET'S MEET AGAIN!

UTA's slate sees the Mavericks taking on 2 opponents from the 2016-17 season in UTSA and Kansas State. UTA's matchup vs. the Roadrunners will mark the 61st meeting between the clubs. The duo met as Southland and WAC rivals. UTA and KSU have met each of the last 3 seasons, all at the home of the Wildcats.

NATIONAL POLLS //

AP Top 25

RK	TEAM	RECORD	PTS
1	Connecticut (32)	8-0	800
2	Notre Dame	9-1	749
3	Louisville	11-0	736
4	South Carolina	9-1	685
5	Mississippi State	9-0	664
6	Baylor	8-1	625
7	Tennessee	10-0	620
8	Texas	7-1	593
9	Oregon	8-1	519
10	West Virginia	9-0	504
11	UCLA	7-2	459
12	Florida State	10-0	443
13	Ohio State	9-2	439
14	Duke	8-2	390
15	Maryland	9-2	354
16	Missouri	9-1	293
17	Oregon State	6-2	226
18	Stanford	5-4	221
19	Texas A&M	8-2	180
20	Villanova	9-0	177
21	Green Bay	8-1	147
22	South Florida	7-2	141
23	Michigan	8-2	116
24	California	7-2	98
25	Iowa	10-1	55

Others receiving votes: Oklahoma State 54, New Mexico 39, Syracuse 22, Oklahoma 12, Arizona State 10, USC 8, Marquette 8, Kentucky 7, South Dakota State 3, Rutgers 1, Florida Gulf Coast 1, Ball State 1

USA Today Preseason Coaches Poll

RK	TEAM	RECORD	PTS
1	Connecticut (32)	8-0	800
2	Notre Dame	9-1	745
3	Mississippi State	9-0	720
4	Louisville	11-0	719
5	South Carolina	9-1	681
6	Baylor	8-1	611
7	Tennessee	10-0	564
8	Texas	7-1	562
9	Oregon	8-1	544
10	Florida State	10-0	515
11	West Virginia	9-0	481
12	UCLA	7-2	445
13	Ohio State	9-2	442
14	Duke	8-2	372
15	Maryland	10-2	359
16	Missouri	9-1	279
17	Stanford	5-4	236
18	Oregon State	6-2	232
19	Villanova	9-0	202
20	South Florida	7-2	166
21	Michigan	8-2	155
22	Texas A&M	8-2	142
23	Syracuse	10-0	124
24	Green Bay	8-1	96
25	Iowa	10-1	55

Others receiving votes: New Mexico 38, DePaul 21, California 19, Oklahoma State 18, **Georgia Tech 14**, Miami 9, Ole Miss 8, USC 6, Virginia Tech 5, Kentucky 4, Rice 4, South Dakota State 3, Florida Gulf Coast 2, **Troy 1**, Oklahoma 1

MID-MAJOR POLL //

CollegeInsider.com Preseason Mid-Major Top-25

RK	TEAM	RECORD	PTS
1.	Green Bay (30)	8-1	774
2.	South Dakota State (1)	8-2	737
3.	FGCU	8-1	704
4.	Belmont	8-2	679
5.	UC Davis	9-0	606
6.	Elon	7-2	591
7.	Buffalo	6-1	573
8.	Central Michigan	7-1	551
9.	Northern Colorado	6-2	530
10.	Princeton	6-2	471
11.	Mercer	8-2	394
12.	Ball State	8-0	386
13.	New Hampshire	7-3	358
14.	Chattanooga	6-4	329
15.	Wright State	7-2	290
16.	Saint Mary's	5-3	282
17.	Quinnipiac	4-4	253
18.	Navy	8-1	195
19.	Western Illinois	9-2	194
20.	Gonzaga	5-4	166
21.	South Dakota	8-1	123
22.	UT Arlington	5-4	112
23.	IUPUI	7-2	111
24.	Toledo	7-2	96
25.	Milwaukee	7-2	93

*2017-19 Opponents in Bold

Previous	Conference
1	Horizon
2	Summit
4	Atlantic Sun
3	Ohio Valley
8	Big West
6	Colonial
7	Mid-American
9	Mid-American
5	Big Sky
11	Ivy League
14	Southern
20	Mid-American
17	America East
10	Southern
23	Horizon
12	West Coast
16	Metro Atlantic
15	Patriot
25	Summit
18	West Coast
24	Summit
19	Sun Belt
21	Horizon
22	Mid-American
NR	Horizon

OTHERS RECEIVING VOTES: Drake 92, Penn 79, Brown 62, William & Mary 58, Albany 44, Idaho State 22, Loyola Marymount 17, Weber State 16, Drexel 15, **South Alabama 11**, Ohio 10, BYU 8, James Madison 8, **Little Rock 8**, Northern Illinois 8, **Texas State 7**, Yale 4, Bucknell 3, **Troy 3**, Harvard 2, Bowling Green 1, Dartmouth 1.

PLAYER TRENDS //

GAME-BY-GAME STARTERS //

15+ POINT GAMES

Crystal Allen	22 (11/13)
Crystal Allen	22 (12/10)
Crystal Allen	21 (11/15)
Rebekah VanDijk	20 (12/06)
Rebekah VanDijk	19 (11/24)
Crystal Allen	18 (11/19)
Crystal Allen	15 (11/24)

10+ REBOUND GAMES

Rebekah VanDijk	15 (12/06)
Jennifer Parker	14 (12/01)
Rebekah VanDijk	12 (12/01)

5+ ASSIST GAMES

Laurynn McGowen	6 (11/13)
Laurynn McGowen	8 (11/24)

5+ STEAL GAMES

DOUBLE-DOUBLES (P-R/A*)

Rebekah VanDijk	11/12 (12/1)
Rebekah VanDijk	20/15 (12/6)

Opponent	PG	G	G	F/G	Center	Result
N11 Incarnate Word	McGowen	Johnson	Allen	Evans	VanDijk	W, 61-48
N13 Oral Roberts	McGowen	Johnson	Allen	Parker	VanDijk	W, 70-46
N15 at UTSA	McGowen	Johnson	Allen	Parker	VanDijk	W, 69-68
N19 SMU	McGowen	Evans	Allen	Parker	VanDijk	W, 58-55
N24 Fresno State	McGowen	Evans	Allen	Parker	VanDijk	W, 67-54
N27 at Utah	McGowen	Evans	Allen	Parker	VanDijk	L, 71-41
D1 Houston	LeJune	Richards	Allen	Machado	VanDijk	L, 62-58
D6 at Kansas State	McGowen	Richards	Allen	Machado	VanDijk	L, 70-56
D10 at Georgia Tech	McGowen	Richards	Allen	Parker	VanDijk	L, 80-52
D17 at Arkansas						
D21 San Francisco						
D29 at Coastal Carolina*						
D31 at Appalachian State*						
J4 Troy*						
J6 South Alabama*						
J11 at Little Rock*						
J13 at Arkansas State*						
J18 Louisiana*						
J20 ULM*						
J25 at Georgia State*						
J27 at Georgia Southern*						
F1 Appalachian State*						
F3 Coastal Carolina*						
F10 Texas State*						
F15 at ULM*						
F17 at Louisiana*						
F22 Georgia Southern*						
F24 Georgia State*						
M3 at Texas State*						
M8 Sun Belt Championship						

Record by Lineup	PG	G	G	F/G	Center
2-1 0-0	McGowen	Evans	Allen	Parker	VanDijk
2-0 0-0	McGowen	Johnson	Allen	Parker	VanDijk
1-0 0-0	McGowen	Johnson	Allen	Evans	VanDijk
0-1 0-0	LeJune	Richards	Allen	Machado	VanDijk
0-1 0-0	McGowen	Richards	Allen	Machado	VanDijk
0-1 0-0	McGowen	Richards	Allen	Parker	VanDijk

MILESTONE WATCH //

UTA CAREER POINTS

1. Terra Wallace (2003-07).....	1,751
4. Carolyn Smith.....	1,567
5. Tamara Simmons (2007-11).....	1,452
6. Shalyn Martin (2007-11).....	1,363
7. Rebekah VanDijk (2014-Pres).....	1,342

UTA CAREER BLOCKS

1. Linda Wright (1979-82).....	242
2. Tanya Strong (1995-98).....	166
3. Rebekah VanDijk (2014-Pres).....	156

UTA CAREER REBOUNDS

1. Lori Cottingham (1976-79).....	1,078
2. Sheena Johnson (2000-04).....	979
3. Rebekah VanDijk (2014-Pres).....	927

UTA CAREER FG MADE

1. Carolyn Smith (1977-81).....	671
3. Rola Ogunoye (2001-05).....	636
4. Terra Wallace (2003-07).....	585
6. Rebekah VanDijk (2014-Pres).....	529

UTA CAREER FG PERCENTAGE

1. Tracy Burr (1985-88).....	56.0
2. Rebekah VanDijk (2014-Pres).....	53.7
3. Candice Champion (2005-09).....	51.4

UTA CAREER ASSISTS

1. Krystal Buchanan (2001-05).....	562
6. Two tied	250
8. Cierra Johnson (2014-Pres).....	238

UTA CAREER STEALS

1. Allison Gray (1980-84).....	285
2. Melissa Nix (1989-92).....	258
3. Cierra Johnson (2014-Pres).....	250

SBC CAREER REBOUNDS

11. Tiffany Porter-Talbert (WKU).....	995
12. Amanda Wilson (LaTech).....	993
13. Shay Scott (ASU).....	958
14. LaSandra Jenkins (USA).....	936
15. Rebekah VanDijk (2014-Pres).....	927

SBC CAREER BLOCKS

15. Sarah Richey (LA).....	163
16. Joevone Markey (UNO).....	160
17. Rebekah VanDijk (2014-Pres).....	156

SBC CAREER STEALS

13. Kia Wilridge (UL).....	256
14. Ashley Beverly Kelley (Troy).....	255
15. Cierra Johnson (2014-Pres).....	250

SINGLE-GAME RECORDS

POINTS

1	Carolyn Smith	44	TWU (1978)
2	Terra Wallace	36	TAMUCC (2007)
	Natasha Johnson	36	NE La. (1995)
4	Rebekah VanDijk	34	Seton Hall (2016)
	Candice Champion	34	TAMUCC (2009)
	Desherra Nwanguma	34	Louisiana (2014)
6	Rebekah VanDijk	33	Texas State (2016)
	Meghan Nelson	33	SFA (2010)
	Camellia Bowen	33	Texas State (1989)
9	Meghan Nelson	32	Nicholls St. (2010)
	Briana Walker	32	ACU (2013)

REBOUNDS

1	Lori Cottingham	24	n/a
	Lori Cottingham	24	n/a
	Tonya Johnson	24	Nevada (1988)
	Tonya Johnson	24	n/a
	Sheena Johnson	24	SHSU (2001)
6	Candice Champion	22	UCA (2009)
7	Tiffen Riles	21	McNeese (2008)
8	Tiffen Riles	20	UTSA (2007)
	Sheena Johnson	20	NWSU (2001)

FG Made	18	by Carolyn Smith vs. Texas Wesleyan (1/15/78)
FG Percentage	91.7	by Renee Wharekura (11-12) vs. Lamar (1/29/00)
FT Made	13	by Jennifer Boniol (13-14) vs. A&M-Corpus Christi (1/10/00)

TEAM SINGLE-GAME RECORDS

Most Points Scored	103	vs. Sam Houston State (1/09/92)
Most Points Scored (Half)	54 (3 Times)	last vs. Sam Houston State (1/14/02)
Most Points Scored (Quarter)	33 (2 times)	last vs. Louisiana (1/19/17)
Most Points Allowed	106	vs. Louisiana Tech (3/10/77)
Fewest Points Scored	20	at Baylor (11/13/15)
Fewest Points Scored (Half)	6 (1st)	at Baylor (11/13/15)
Fewest Points Scored in a Win	40	vs. ULM (2/20/16)
Fewest Points Scored (Quarter)	1 (2nd)	at Baylor (11/13/15)
Fewest Points Allowed	22	at Central Florida (12/17/05)
Fewest Points Allowed (Half)	9 (2nd)	vs. ULM (2/20/16)
Fewest Points Allowed (Quarter)	2 (1st)	at ULM (3/02/17)
Largest Winning Margin	73	vs. Austin College (W, 102-29) (1/27/83)
Largest Losing Margin	56	at Texas (L, 86-30) (11/29/78)
Highest Combined Score	188 points	(L, 103-85) at Baylor (2/25/77)
Lowest Combined Score	70 points	(W, 42-28), at TAMU-CC (12/13/14)
Lowest Combined Score (SBC)	72 points	(W, 40-32), vs. ULM (2/20/16)
Most Rebounds	69	at Nevada-Reno (12/8/90)
Fewest Rebounds	18	at Pittsburgh State (11/30/80)
Most FG Made	50	vs. Austin College (1/27/83)
Fewest FG Made	8	at Baylor (11/13/15)

ASSISTS

1	Krystal Buchanan	14	Texas State (2004)
2	Julie Kajihio	13	SEL (1979)
	P. Smither-Wojciak	13	North Texas (1986)
	Krystal Buchanan	13	SHSU (2003)
5	Krystal Buchanan	12	McNeese State (2005)
	Krystal Buchanan	12	SEL (2004)
7	Cierra Johnson	11	Louisiana (2017)
	Melissa Nix	11	Tarleton (1991)
9	Krystal Buchanan	10	UTSA (2005)
	Cierra Johnson	10	App St. (2016)
11	Ericka Mattingly	9	ULM (2017)
	Ericka Mattingly	9	Troy (2017)
	Miranda LeJune	9	UTSA (2016)
	Krystal Buchanan	9	Nicholls St. (2004)
	Krystal Buchanan	9	Lamar (2005)
	Terra Wallace	9	North Dakota St. (2006)
	Terra Wallace	9	SHSU (2007)

STEALS

1	Jeannine Curry	10	SEL (1985)
2	Ericka Mattingly	8	Louisiana (2017)
	Monticee Williams	8	Texas So. (1997)
4	Cierra Johnson	7	Troy (2017)
	Cierra Johnson	7	CCU (2016)
	Cierra Johnson	7	UTSA (2016)
	Cierra Johnson	7	NAU (2014)
	Ericka Mattingly	7	Troy (2017)
8	Cierra Johnson	6	South Alabama (2017)
	Ericka Mattingly	6	CCU (2017)
	Ericka Mattingly	6	ENMU (2016)
	Cierra Johnson	6	K-State (2016)
	Cierra Johnson	6	USA (2016)
	Cierra Johnson	6	App St. (2016)
	Cierra Johnson	6	UTSA (2015)
	7 unactive tied with 6 steals		
	Full list available on UTAMavs.com		

NOTE: Records are as complete as possible beginning with the 1978-79 season. Full-season records and box scores are incomplete prior to that year.

3-Point FG Made	.8	by Kim (Cann) Pruitt (8-9) vs. Sam Houston State (1/21/93)
Blocked Shots	13	by Shannon Spriggs vs. ULM(1/7/95)
Steals	10	by Jeannine Curry vs. Southeastern Louisiana (1/5/85)

Most FG Attempted	99	vs. Austin College (1/27/83)
Fewest FG Attempted	37	at Texas Tech (11/15/98)
Most 3-Point FG Made	13	vs. Sam Houston State (3/3/04)
Fewest 3-Point FG Made	0 (27 Times)	last vs. Houston Baptist (11/8/13)
Most 3-Point FG Attempted	44	vs. Sam Houston State (3/3/04)
Fewest 3-Point FG Attempted	1 (3 Times)	last vs. Mississippi (11/24/89)
Most Free Throws Made	36	vs. Sam Houston State (1/11/90)
Fewest Free Throws Made	0	vs. ULM(1/4/93)
Most Free Throws Attempted	51	vs. South Florida (12/3/93)
Fewest Free Throws Attempted	3 (6 Times)	last vs. ULM (03/02/17)
Most Assists	30	vs. North Texas (11/28/78)
Fewest Assists	0 (2 Times)	last at ULM (1/19/89)
Most Turnovers	44	at Houston (11/14/81)
Fewest Turnovers	4	at McNeese State (2/28/89)
Most Blocks	15	vs. ULM (1/7/95)
Fewest Blocks	0 (93 Times)	last vs. Little Rock (2/28/15)
Most Steals	27 (2 Times)	last vs. Eastern Illinois (12/4/92)
Fewest Steals	0	at North Texas (11/12/79)

SINGLE-SEASON RECORDS

Games Played	37	(1981-82)
Victories	24	(24-9 overall, 2006-07)
Fewest Victories	3	(3-7 overall, 1972-73)
Losses	25	(4-25 overall, 2013-14)
Fewest Losses	7	(3-7 overall, 1972-73)
Home Victories	11	(11-0 overall, 2004-05) (11-3 overall, 2016-17)
Road Victories	14	(2 times) ('75-76 & '06-07)
Points Scored	2,408	(2008-2009)
Fewest Points Scored	1,519	(2000-01)
Points Allowed	2,356	(1981-82)
Fewest Points Allowed	1,495	(2005-06)
Scoring Average	73.2	(1991-92)
Lowest Scoring Average	55.3	(2011-12)
Scoring Average (opponent)	77.7	(1988-89)
Lowest Scoring Average (opponent)	51.6	(2005-06)
Field Goals Made	986	(1981-82)
Field Goals Attempted	2,405	(1981-82)
Field Goal Percentage	.453	(1979-80)
3-Point Field Goals Made	193	(2003-04)
3-Point Field Goals Attempted	625	(2003-04)
3-Point Field Goal Percentage	.360	(1991-92)

Free Throws Made	543	(2008-2009)
Free Throws Attempted	779	(1991-92)
Free Throw Percentage	.767	(1989-90)
Rebounds	1,650	(1981-82)
Fewest Rebounds	991	(1998-99)
Rebounding Average	45.0	(1990-91)
Lowest Rebounding Average	34.2	(1998-99)
Rebounds (opponent)	1,561	(1980-81)
Fewest Rebounds (opponent)	997	(1997-98)
Rebounding Average (opponent)	39.9	(2011-12)
Lowest Rebounding Average (opponent)	32.6	(2004-05)
Fouls	689	(1981-82)
Disqualifications	34	(1992-93)
Assists	493	(1980-81)
Fewest Assists	250	(1999-00)
Turnovers	777	(1981-82)
Fewest Turnovers	437	(2006-07)
Blocked Shots	153	(1981-82)
Fewest Blocked Shots	42	(1982-83)
Steals	369	(1981-82)
Fewest Steals	159	(2013-14)

**THE HIGHLIGHTS****2017-18**

- Preseason SBC First Team
- Tore ACL at UTSA on Nov. 15, will be using medical redshirt to return for 2018-19

2016-17

- 2016-17 Sun Belt Defensive Player of the Year
- Second team All-Conf
- Sun Belt Preseason 2nd Team
- Recorded 7 steals vs. UTSA to tie career high, tied for 3rd most in UTA single-game history.
- Was 8-8 from the free-throw line on the way to a 15-point game to open SBC play vs. App St.
- Named SBC Player of the Week on Jan. 2 after scoring season-high 22 points vs. Coastal. Grabbed 7 steals in game for 3rd time in career (tied 3rd in single-game history)
- Tied career high with 10 rebounds against TXST
- Recorded 200th-career steal against USA on Jan. 12.
- Recorded 200th-career assist against UL on Jan. 20 with 11-assist game, tied 7th in single-game history. Achieved only the 2nd double-double outside of Rebekah VanDijk in the coach Gerlich era, was 1 rebound short of 3rd UTA triple-double

Prior

- SBC All-Conference 3rd team in 2015-16.
- Played in 25 games (24 starts in 2015-16), averaged 10.2 points and 3.8 rebounds.
- Recorded 73 steals, tied for 7th in UTA single-season history.
- 2.92 steals per game were 13th in NCAA Division I.
- Had a career-high 10 assists against App State on Feb. 13, mark was tied for 8th in UTA single-game history
- In 2014-15, played in 30 games (28 starts).
- Had 81 steals for 4th in UTA single-season history. 2.7 steals per game were 27th in NCAA Division I.
- At LD Bell, was a First-Team All-District selection in senior year.

#0 CIERRA JOHNSON

SENIOR • GUARD • BEDFORD, TX (LD BELL HS)

CAREER/SEASON HIGHS

SEASON HIGHS	PTS	RBS
	11	5
	A	STL
	4	1

CAREER HIGHS

Points: 26 [t-4th], at Troy -- 1/14/16
 Rebounds: 10, at Texas State -- 01/07/17; Troy -- 1/31/15
 Assists: 11 [1st], UL Lafayette -- 1/19/17
 Steals: 7 [t-2nd], 5 times
 Blocks: 3, at ULM -- 01/28/16
 FG made: 9 [t-7th], at Troy -- 1/14/16; UL Lafayette -- 1/19/17; Troy -- 2/23/17
 FG attempts: 17 [t-8th], at UTSA -- 12/21/15
 3FG made: 5 [t-4th], at Troy -- 1/14/16
 3FG attempts: 8, at Troy -- 1/14/16; Georgia State -- 12/30/15; at Georgia Southern -- 2/4/16
 FT made: 8 [t-5th], Appalachian State -- 12/29/16; Coastal Carolina -- 12/31/16
 FT attempts: 9, Coastal Carolina -- 12/31/16

GAME-BY-GAME

Opponent	Date	gs	min	Total		3-Pointers		Free throws		Rebounds				pf	a	t/o	blk	stl	pts	avg
				fg-fga	pct	3fg-fga	pct	ft-fa	pct	off	def	tot	avg							
UNIVERSITY OF THE INC	11/11/17	*	20	1-6	.167	0-0	.000	3-6	.500	1	4	5	5.0	4	2	3	0	1	5	5.0
ORAL ROBERTS	11/13/17	*	21	4-9	.444	0-2	.000	2-3	.667	1	4	5	5.0	1	4	2	0	1	10	7.5
at UTSA	11/15/17	*	6	4-5	.800	1-1	1.000	2-2	1.000	0	0	0	3.3	0	0	0	1	1	11	8.7
SOUTHERN METHODIST	11/19/17	dnp	-	-	-	-	-	-	-	-	-	-	-	-	-	-	-	-	-	-
FRESNO STATE	11/24/17	dnp	-	-	-	-	-	-	-	-	-	-	-	-	-	-	-	-	-	-
at UTAH	11/27/17	dnp	-	-	-	-	-	-	-	-	-	-	-	-	-	-	-	-	-	-
HOUSTON	12/1/17	dnp	-	-	-	-	-	-	-	-	-	-	-	-	-	-	-	-	-	-
at Kansas State	12/6/17	dnp	-	-	-	-	-	-	-	-	-	-	-	-	-	-	-	-	-	-
at Georgia Tech	12/10/17	dnp	-	-	-	-	-	-	-	-	-	-	-	-	-	-	-	-	-	-
Totals		3	47	9-20	.450	1-3	.333	7-11	.636	2	8	10	3.3	5	6	5	1	3	26	8.7

Games played: 3
 Minutes/game: 15.7
 Points/game: 8.7
 FG Pct: 45.0
 3FG Pct: 33.3
 FT Pct: 63.6

Rebounds/game: 3.3
 Assists/game: 2.0
 Turnovers/game: 1.7
 Assist/turnover ratio: 1.2
 Steals/game: 1.0
 Blocks/game: 0.3

CAREER STATS

Season	gp-gs	min/avg	Total		3-Point		F-Throws		Rebounds				Scoring							
			fg-fga	pct	fg-fga	pct	ft-ftha	pct	off	def	tot	avg	pf	fo	ast	to	blk	stl	pts	avg
2014-15	30-28	791/26.4	94-215	.437	18-67	.269	52-88	.591	30	95	125	4.2	75	2	56	71	11	81	258	8.6
2015-16	25-24	711/28.4	90-230	.391	22-77	.286	52-66	.788	19	76	95	3.8	78	5	86	75	12	73	254	10.2
2016-17	30-30	898/29.9	134-295	.454	18-66	.273	81-112	.723	62	112	174	5.8	93	3	93	78	7	93	367	12.2
2017-18	3-3	47/15.7	9-20	.450	1-3	.333	7-11	.636	2	8	10	3.3	5	0	6	5	1	3	26	8.7
TOTAL	88-85	2447/27.8	327-760	.430	59-213	.277	192-277	.693	113	291	404	4.6	251	10	241	229	31	250	905	10.3

**THE HIGHLIGHTS****2017-18**

- Dished 4 assists in season opener, followed by 6 against Oral Roberts.
- First double-digit game for UTA on Nov. 15 at UTSA with 10.
- Season-high 8 assists vs. Fresno State to go with 7 rebounds

Prior to UTA

- Started 15 of 27 games for New Mexico JC, averaged 10.9 points per game and led team in assists with 64
- Played at Sam Houston State during freshman season, started 22 of 32 games.
- Fourth leading scorer for Bearkats with 7.7 points, ranked 3rd in assists with 60.

High School

- First team all-district for Arlington Seguin.
- Reached regional final in 2014-15
- Named Offensive Player of the Year, Defensive MVP, TABC All-Region and TCA All-State during senior season.
- Averaged 15.3 points, 4.1 rebounds and 4.2 assists as a junior.

#1 LAURYNN MCGOWEN

JUNIOR • POINT GUARD • ARLINGTON, TEXAS (NEW MEXICO JC)

CAREER HIGHS

Points: 10, at UTSA -- 11/15/17
 Rebounds: 7, Fresno State -- 11/24/17
 Assists: 8 [t-7th], Fresno State -- 11/24/17
 Steals: 2, at UTAH -- 11/27/17; at Georgia Tech -- 12/10/17
 FG made: 4, at UTSA -- 11/15/17
 FG attempts: 10, at UTAH -- 11/27/17; at UTSA -- 11/15/17
 3FG made: 1, at UTSA -- 11/15/17
 3FG attempts: 2, at UTSA -- 11/15/17
 FT made: 5, Fresno State -- 11/24/17
 FT attempts: 8, Fresno State -- 11/24/17

GAME-BY-GAME

Opponent	Date	gs	min	Total		3-Pointers		Free throws		Rebounds				pf	a	t/o	blk	stl	pts	avg	
				fg-fga	pct	3fg-fga	pct	ft-fa	pct	off	def	tot	avg								
UNIVERSITY OF THE INC	11/11/17	*	23	1-3	.333	0-0	.000	4-4	1.000	0	1	1	1.0	2	4	2	0	1	6	6.0	
ORAL ROBERTS	11/13/17	*	21	0-1	.000	0-0	.000	0-0	.000	0	2	2	1.5	2	6	3	0	1	0	3.0	
at UTSA	11/15/17	*	44	4-10	.400	1-2	.500	1-2	.500	1	2	3	2.0	3	2	4	0	1	10	5.3	
SOUTHERN METHODIST	11/19/17	*	30	3-6	.500	0-0	.000	1-2	.500	0	2	2	2.0	3	3	2	0	0	7	5.8	
FRESNO STATE	11/24/17	*	34	1-7	.143	0-1	.000	5-8	.625	1	6	7	3.0	2	8	5	0	1	7	6.0	
at UTAH	11/27/17	*	25	2-10	.200	0-1	.000	1-6	.167	0	2	2	2.8	1	2	3	0	2	5	5.8	
HOUSTON	12/1/17		23	1-3	.333	0-0	.000	4-5	.800	0	1	1	2.6	1	2	6	0	1	6	5.9	
at Kansas State	12/6/17	*	23	2-7	.286	0-1	.000	1-1	1.000	1	2	3	2.6	2	3	2	0	1	5	5.8	
at Georgia Tech	12/10/17	*	23	3-7	.429	0-0	.000	3-5	.600	1	1	2	2.6	2	2	6	0	2	9	6.1	
Totals			8	246	17-54	.315	1-5	.200	20-33	.606	4	19	23	2.6	18	32	33	0	10	55	6.1

Games played: 9
 Minutes/game: 27.3
 Points/game: 6.1
 FG Pct: 31.5
 3FG Pct: 20.0
 FT Pct: 60.6

Rebounds/game: 2.6
 Assists/game: 3.6
 Turnovers/game: 3.7
 Assist/turnover ratio: 1.0
 Steals/game: 1.1

CAREER STATS

Season	gp-gs	min/avg	Total		3-Point		F-Throws		Rebounds				pf	fo	ast	to	blk	stl	Scoring	
			fg-fga	pct	fg-fga	pct	ft-fa	pct	off	def	tot	avg							pts	avg
2017-18	9-8	246/27.3	17-54	.315	1-5	.200	20-33	.606	4	19	23	2.6	18	0	32	33	0	10	55	6.1
TOTAL	9-8	246/27.3	17-54	.315	1-5	.200	20-33	.606	4	19	23	2.6	18	0	32	33	0	10	55	6.1



THE HIGHLIGHTS

- 2016-17
- Season-high 11 points in opener vs. UTSA. (3-6 from 3-point land)
 - Dished 3 assists at K-State
- Prior
- Played in 26 games as a freshman (4 starts)
 - Shot 39.5 percent from beyond the arc
 - Had a season-high 12 points against Little Rock
 - Sparked OT win at Georgia Southern with 3-4 effort in 3-pointers, all in 5-min span of 3rd quarter
 - Four-year letterwinner at East Central HS
 - Averaged 13.3 ppg over HS career

#2 LAUREN BILLIE
JUNIOR • GUARD • TULSA, OKLA. (EAST CENTRAL HS)

CAREER/SEASON HIGHS

SEASON HIGHS	PTS	RBS
	6	3
	A	STL
	2	1

CAREER HIGHS

Points: 12, at Little Rock -- 2/25/16
Rebounds: 5, at Texas Tech -- 12/22/16
Assists: 4, Texas State -- 3/1/2016; Appalachian State -- 12/29/16
Steals: 3, at Little Rock -- 2/25/16; at Georgia Southern -- 2/4/16
FG made: 5, at Little Rock -- 2/25/16
FG attempts: 10, at Arkansas State -- 2/27/16
3FG made: 3, 5 times
3FG attempts: 6, at Arkansas State -- 2/27/16; Texas-San Antonio -- 11/13/16; UTSA -- 11/13/16
FT made: 3, Missouri Valley -- 11/28/15; at Arkansas State -- 2/27/16
FT attempts: 4, Missouri Valley -- 11/28/15

GAME-BY-GAME

Opponent	Date	gs	min	Total		3-Pointers		Free throws		Rebounds				pf	a	t/o	blk	stl	pts	avg
				fg-fga	pct	3fg-fga	pct	ft-fa	pct	off	def	tot	avg							
UNIVERSITY OF THE INC	11/11/17	20		3-5	.600	0-0	.000	0-3	.000	2	1	3	3.0	3	2	0	0	1	6	6.0
ORAL ROBERTS	11/13/17	13		2-4	.500	0-1	.000	0-0	.000	2	1	3	3.0	3	1	2	0	0	4	5.0
at UTSA	11/15/17	dnp		-	-	-	-	-	-	-	-	-	-	-	-	-	-	-	-	-
SOUTHERN METHODIST	11/19/17	dnp		-	-	-	-	-	-	-	-	-	-	-	-	-	-	-	-	-
FRESNO STATE	11/24/17	5		1-1	1.000	1-1	1.000	0-0	.000	0	0	0	2.0	1	1	2	0	0	3	4.3
at UTAH	11/27/17	11		0-2	.000	0-1	.000	0-0	.000	1	1	2	2.0	0	0	0	0	0	0	3.3
HOUSTON	12/1/17	16		1-3	.333	1-3	.333	0-0	.000	0	2	2	2.0	1	2	4	0	0	3	3.2
at Kansas State	12/6/17	15		0-2	.000	0-2	.000	0-0	.000	1	1	2	2.0	2	2	1	0	1	0	2.7
at Georgia Tech	12/10/17	21		1-3	.333	0-1	.000	0-0	.000	0	1	1	1.9	4	0	0	0	0	2	2.6
Totals		0	101	8-20	.400	2-9	.222	0-3	.000	6	7	13	1.9	14	8	9	0	2	18	2.6

Games played: 7
Minutes/game: 14.4
Points/game: 2.6
FG Pct: 40.0
3FG Pct: 22.2
FT Pct: 0.0

Rebounds/game: 1.9
Assists/game: 1.1
Turnovers/game: 1.3
Assist/turnover ratio: 0.9
Steals/game: 0.3

CAREER STATS

			Total		3-Point		F-Throws		Rebounds											Scoring	
Season	gp-gs	min/avg	fg-fga	pct	fg-fga	pct	ft-fa	pct	off	def	tot	avg	pf	fo	ast	to	blk	stl	pts	avg	
2015-16	26-4	259/10.0	28-71	.394	17-43	.395	10-14	.714	15	14	29	1.1	31	0	21	26	0	9	83	3.2	
2016-17	31-8	415/13.4	34-96	.354	21-67	.313	4-5	.800	19	29	48	1.5	54	0	26	25	0	6	93	3.0	
2017-18	7-0	101/14.4	8-20	.400	2-9	.222	0-3	.000	6	7	13	1.9	14	0	8	9	0	2	18	2.6	
TOTAL	64-12	775/12.1	70-187	.374	40-119	.336	14-22	.636	40	50	90	1.4	99	0	55	60	0	17	194	3.0	

**THE HIGHLIGHTS****2017-18**

- Led team during 4-game stretch of scoring 15 or more between 11/13 - 11/24
- Named CSM National Mid-Major Player of the Week 11/20, also SBC Player of the Week.
- Knocked down 3 consecutive 3-pointers at K-State for 5th double-figure game of season.
- Tied career high with 22 points against Georgia Tech

2016-17

- Made debut against A&M-Commerce, scored 6 points on 2-2 shooting, added 2 FT's.
- Sat out the 2015-16 season after transferring from Seattle U, was eligible after semester.
- Had first double-digit game as a Maverick with 13 points at USA on Jan. 13.
- Made first start at Troy on 1/14
- Knocked down a season-high 14 points vs. UL in a 4-4 effort from 3-point line.
- Bested her season high with 16 points against Little Rock on 5-7 shooting, 3-4 from 3-point.

Prior

- Played in 30 games as a freshman, making 16 starts as a freshman for Seattle U
- Shot 33.3 percent from the field and 40.5 from 3-point range
- Was first freshman in Seattle U history to be named WAC Player of the Week.
- Named to WAC All-Newcomer team.
- Four-year letterwinner at Trimble Tech (Fort Worth).
- First-team All-District all four seasons
- Vype Magazine MVP Super Team (2013-14)
- Sec school record as freshman with 657
- Recorded career-high 45-point game during 2011-12 season.
- Was also a first-team all-district selection in volleyball

#3 CRYSTAL ALLEN

SENIOR • GUARD • FORT WORTH, TEXAS (SEATTLE U)

CAREER/SEASON HIGHS

SEASON HIGHS	PTS	RBS
	22	8
	A	STL
	2	2

CAREER HIGHS

Points: 22, Oral Roberts -- 11/13/17; at Georgia Tech -- 12/10/17
 Rebounds: 8, at Coastal Carolina -- 1/26/17; at UTSA -- 11/15/17
 Assists: 3, Louisiana Monroe -- 1/21/17
 Steals: 2, 7 times
 Blocks: 2, Little Rock -- 2/9/17
 FG made: 8, Oral Roberts -- 11/13/17
 FG attempts: 26 [1st], at Georgia Tech -- 12/10/17
 3FG made: 4 [t-9th], UL Lafayette -- 1/19/17; Southern Methodist -- 11/19/17; Troy -- 2/23/17
 3FG attempts: 10 [3rd], at Georgia Tech -- 12/10/17
 FT made: 6, at UTSA -- 11/15/17; at Georgia Tech -- 12/10/17
 FT attempts: 10 [t-7th], at Kansas State -- 12/6/17

GAME-BY-GAME

Opponent	Date	gs	min	Total		3-Pointers		Free throws		Rebounds				pf	a	t/o	blk	stl	pts	avg	
				fg-fga	pct	3fg-fga	pct	ft-fga	pct	off	def	tot	avg								
UNIVERSITY OF THE INC	11/11/17	*	22	4-12	.333	1-4	.250	0-0	.000	1	3	4	4.0	3	0	1	0	2	9	9.0	
ORAL ROBERTS	11/13/17	*	25	8-11	.727	3-4	.750	3-6	.500	0	1	1	2.5	1	2	2	0	1	22	15.5	
at UTSA	11/15/17	*	37	7-15	.467	1-6	.167	6-7	.857	2	6	8	4.3	2	1	2	0	2	21	17.3	
SOUTHERN METHODIST	11/19/17	*	35	6-17	.353	4-6	.667	2-4	.500	0	0	0	3.3	0	2	0	0	2	18	17.5	
FRESNO STATE	11/24/17	*	26	5-9	.556	3-5	.600	2-3	.667	1	5	6	3.8	4	1	1	0	0	15	17.0	
at UTAH	11/27/17	*	22	1-7	.143	0-5	.000	0-0	.000	1	0	1	3.3	2	0	1	0	0	2	14.5	
HOUSTON	12/1/17	*	21	3-8	.375	2-5	.400	0-0	.000	0	0	0	2.9	2	1	6	0	2	8	13.6	
at Kansas State	12/6/17	*	26	3-11	.273	3-9	.333	5-10	.500	2	2	4	3.0	4	1	2	0	0	14	13.6	
at Georgia Tech	12/10/17	*	40	7-26	.269	2-10	.200	6-8	.750	1	1	2	2.9	1	0	4	0	1	22	14.6	
Totals			9	254	44-116	.379	19-54	.352	24-38	.632	8	18	26	2.9	19	8	19	0	10	131	14.6

Games played: 9
 Minutes/game: 28.2
 Points/game: 14.6
 FG Pct: 37.9
 3FG Pct: 35.2
 FT Pct: 63.2

Rebounds/game: 2.9
 Assists/game: 0.9
 Turnovers/game: 2.1
 Assist/turnover ratio: 0.4
 Steals/game: 1.1

CAREER STATS

Season	gp-gs	min/avg	Total		3-Point		F-Throws		Rebounds				pf	fo	ast	to	blk	stl	Scoring	
			fg-fga	pct	fg-fga	pct	ft-fa	pct	off	def	tot	avg							pts	avg
2016-17	22-12	459/20.9	63-146	.432	30-64	.469	29-36	.806	25	36	61	2.8	48	2	21	32	4	13	185	8.4
2017-18	9-9	254/28.2	44-116	.379	19-54	.352	24-38	.632	8	18	26	2.9	19	0	8	19	0	10	131	14.6
TOTAL	31-21	713/23.0	107-262	.408	49-118	.415	53-74	.716	33	54	87	2.8	67	2	29	51	4	23	316	10.2

**THE HIGHLIGHTS****2017-18**

- Returned from shoulder injury on 11/24
- Made first start vs. Houston on 12/1

2016-17

- Dished out 9 assists in season opener vs. UTSA, tied for 10th in UTA single-game history
- Had 5.0 assists per game between Sethon Hall and SFA

Prior

- Played in 29 games as a sophomore.
- Averaged 1.3 points and 1.3 rebounds
- Had season-high 5 assists vs. Louisiana
- Played freshman season at Jan Jacinto College-North
- NJCAA Region XIV Co-Freshman of the Year
- SACS All-Conference
- Averaged 9.7 ppg and 8.1 assists
- Played at Pearland High School
- All-State and All-District during senior season after averaging 6.3 ppg and 6.9 assists.

#5 MIRANDA LEJUNE

SENIOR • POINT GUARD • PEARLAND, TEXAS (SAN JACINTO COLLEGE)

CAREER/SEASON HIGHS

	PTS	RBS
SEASON HIGHS	3	1
	A	STL
	4	2

CAREER HIGHS
 Points: 11, South Alabama -- 2/25/17
 Rebounds: 5, Texas State -- 3/1/2016
 Assists: 9 [t-3rd], Texas-San Antonio -- 11/13/16; UTSA -- 11/13/16
 Steals: 2, 5 times
 Blocks: 1, Louisiana -- 2/18/16; Coastal Carolina -- 12/31/16
 FG made: 4, South Alabama -- 2/25/17
 FG attempts: 8, South Alabama -- 2/25/17
 3FG made: 3, South Alabama -- 2/25/17
 3FG attempts: 5, South Alabama -- 2/25/17
 FT made: 2, 4 times
 FT attempts: 4, Stephen F. Austin -- 12/3/16

GAME-BY-GAME

Opponent	Date	gs	min	Total		3-Pointers		Free throws		Rebounds				pf	a	t/o	blk	stl	pts	avg
				fg-fga	pct	3fg-fga	pct	ft-fga	pct	off	def	tot	avg							
UNIVERSITY OF THE INC	11/11/17	dnp		-	-	-	-	-	-	-	-	-	-	-	-	-	-	-	-	-
ORAL ROBERTS	11/13/17	dnp		-	-	-	-	-	-	-	-	-	-	-	-	-	-	-	-	-
at UTSA	11/15/17	dnp		-	-	-	-	-	-	-	-	-	-	-	-	-	-	-	-	-
SOUTHERN METHODIST	11/19/17	dnp		-	-	-	-	-	-	-	-	-	-	-	-	-	-	-	-	-
FRESNO STATE	11/24/17	5	0-1	.000	0-1	.000	0-0	.000	0-0	0	0	0	0.0	0	0	0	0	1	0	0.0
at UTAH	11/27/17	16	1-2	.500	1-2	.500	0-0	.000	0-0	0	0	0	0.0	1	3	4	0	2	3	1.5
HOUSTON	12/1/17	*	17	0-3	.000	0-2	.000	0-0	.000	0	1	1	0.3	3	4	4	0	0	0	1.0
at Kansas State	12/6/17	10	1-2	.500	0-0	.000	0-0	.000	0-0	0	1	1	0.5	1	2	0	0	1	2	1.3
at Georgia Tech	12/10/17	9	1-1	1.000	0-0	.000	0-0	.000	0-0	0	1	1	0.6	0	2	1	0	0	2	1.4
Totals		1	57	3-9	.333	1-5	.200	0-0	.000	0	3	3	0.6	5	11	9	0	4	7	1.4

Games played: 5
 Minutes/game: 11.4
 Points/game: 1.4
 FG Pct: 33.3
 3FG Pct: 20.0

Rebounds/game: 0.6
 Assists/game: 2.2
 Turnovers/game: 1.8
 Assist/turnover ratio: 1.2
 Steals/game: 0.8

CAREER STATS

			Total		3-Point		F-Throws		Rebounds											Scoring	
Season	gp-gs	min/avg	fg-fga	pct	fg-fga	pct	ft-fga	pct	off	def	tot	avg	pf	fo	ast	to	blk	stl	pts	avg	
2015-16	29-0	346/11.9	14-51	.275	6-34	.176	4-7	.571	1	36	37	1.3	22	0	34	48	1	13	38	1.3	
2016-17	31-1	445/14.4	30-65	.462	19-42	.452	8-12	.667	4	31	35	1.1	30	0	60	41	1	9	87	2.8	
2017-18	5-1	57/11.4	3-9	.333	1-5	.200	0-0	.000	0	3	3	0.6	5	0	11	9	0	4	7	1.4	
TOTAL	65-2	848/13.0	47-125	.376	26-81	.321	12-19	.632	5	70	75	1.2	57	0	105	98	2	26	132	2.0	

**THE HIGHLIGHTS****2017-18**

- Made 1st start of season on 12/1 vs. Houston

2016-17

- Picked up 5 points in 3 of 5 games between 11/16-12/3
- Back-to-back games with double-digit points vs. ENMU and A&M-C
- Made first start of UTA career on 12/18 vs. A&M-C
- Posted career-high 14 points against ULM
- Hit game-winning 3-pointer at the buzzer against Louisiana, featured as No. 10 on the SportsCenter Top 10.

Prior

- Played at Odessa JC
- Averaged 14.3 ppg in 28 games as a sophomore
- Averaged 44.7 percent from the field and 37.4 from 3-point range
- Team reached WJCAC Region V Conference Tournament
- Played freshman season at Salt Lake CC
- Averaged 13.1 points and 4.6 rebounds
- Went to Riverton HS
- Averaged 12 points throughout career
- 2014 Region Champion with 22-1 record
- 2014 District 5A First team and All-State, All-Star selection
- 2013 5A State Champion (22-3)
- Was 2013 5a Third -Team All-State and second team All-Region.

#11 SHELBY RICHARDS

SENIOR • GUARD • SOUTH JORDAN, UTAH (ODESSA JC // SALT LAKE CC)

CAREER HIGHS

SEASON HIGHS	PTS	RBS
	11	5
	A	STL
	2	2

CAREER HIGHS

Points: 14, Louisiana Monroe -- 1/21/17
 Rebounds: 8, Eastern New Mexico -- 12/11/16
 Assists: 4, at Louisiana Monroe -- 03/02/17; at Troy -- 1/14/17
 Steals: 5, Eastern New Mexico -- 12/11/16
 Blocks: 1, at Coastal Carolina -- 1/26/17; Stephen F. Austin -- 12/3/16
 FG made: 5, Louisiana Monroe -- 1/21/17
 FG attempts: 10, Appalachian State -- 12/29/16
 3FG made: 2, 4 times
 3FG attempts: 5, at Kansas State -- 12/6/17
 FT made: 5, Houston -- 12/1/17; Eastern New Mexico -- 12/11/16
 FT attempts: 9, Eastern New Mexico -- 12/11/16

GAME-BY-GAME

Opponent	Date	gs	min	Total		3-Pointers		Free throws		Rebounds				pf	a	t/o	blk	stl	pts	avg
				fg-fga	pct	3fg-fga	pct	ft-fa	pct	off	def	tot	avg							
UNIVERSITY OF THE INC	11/11/17		28	3-6	.500	0-2	.000	3-6	.500	2	3	5	5.0	1	0	1	0	1	9	9.0
ORAL ROBERTS	11/13/17		23	1-3	.333	0-0	.000	0-0	.000	1	3	4	4.5	2	0	1	0	0	2	5.5
at UTSA	11/15/17		29	1-7	.143	1-3	.333	2-4	.500	0	4	4	4.3	0	0	2	0	0	5	5.3
SOUTHERN METHODIST	11/19/17		28	3-5	.600	2-4	.500	3-3	1.000	0	2	2	3.8	1	0	0	0	2	11	6.8
FRESNO STATE	11/24/17		27	4-8	.500	1-3	.333	0-0	.000	1	0	1	3.2	2	1	0	0	1	9	7.2
at UTAH	11/27/17		20	2-7	.286	0-3	.000	1-2	.500	0	2	2	3.0	1	0	1	0	1	5	6.8
HOUSTON	12/1/17	*	22	2-4	.500	0-1	.000	5-7	.714	0	1	1	2.7	5	0	1	0	0	9	7.1
at Kansas State	12/6/17	*	25	2-6	.333	2-5	.400	2-2	1.000	0	1	1	2.5	0	2	3	0	1	8	7.3
at Georgia Tech	12/10/17	*	19	2-6	.333	0-1	.000	2-3	.667	1	2	3	2.6	0	0	1	0	1	6	7.1
Totals		3	221	20-52	.385	6-22	.273	18-27	.667	5	18	23	2.6	12	3	10	0	7	64	7.1

Games played: 9
 Minutes/game: 24.6
 Points/game: 7.1
 FG Pct: 38.5
 3FG Pct: 27.3
 FT Pct: 66.7

Rebounds/game: 2.6
 Assists/game: 0.3
 Turnovers/game: 1.1
 Assist/turnover ratio: 0.3
 Steals/game: 0.8

CAREER STATS

Season	gp-gs	min/avg	Total		3-Point		F-Throws		Rebounds				pf	fo	ast	to	blk	stl	Scoring	
			fg-fga	pct	fg-fga	pct	ft-fa	pct	off	def	tot	avg							pts	avg
2016-17	29-6	500/17.2	47-133	.353	12-51	.235	24-48	.500	26	50	76	2.6	38	0	44	37	2	23	130	4.5
2017-18	9-3	221/24.6	20-52	.385	6-22	.273	18-27	.667	5	18	23	2.6	12	1	3	10	0	7	64	7.1
TOTAL	38-9	721/19.0	67-185	.362	18-73	.247	42-75	.560	31	68	99	2.6	50	1	47	47	2	30	194	5.1



THE HIGHLIGHTS

2017-18

- Scored season-high 8 points against Oral Roberts

Prior

- Redshirted due to transfer in 2016-17 after transferring from Liberty U
- Played in 16 of 31 games for the Flames, averaging 3.3 points per game and was 3rd on team with 51 assists
- Played at Prestonwood Christian Academy
- Helped Lady Lions reach first-ever TAPPS 5A State Final Four in 2013 and first championship in 2014. Led team with 13.5 points.
- TAPPS 5A First-Team All-State

#12 BROOKE ALEXANDER

SOPHOMORE • GUARD • FRISCO, TEXAS (LIBERTY U)

CAREER HIGHS

Points: 8, Oral Roberts -- 11/13/17
 Rebounds: 3, Oral Roberts -- 11/13/17
 Assists: 2, University of the Incarn -- 11/11/17; Southern Methodist -- 11/19/17
 Steals: 1, University of the Incarn -- 11/11/17; at UTSA -- 11/15/17
 Blocks: 2, Oral Roberts -- 11/13/17
 FG made: 3, Oral Roberts -- 11/13/17
 FG attempts: 6, Oral Roberts -- 11/13/17
 3FG made: 1, Oral Roberts -- 11/13/17; at UTSA -- 11/15/17; Houston -- 12/1/17
 3FG attempts: 3, University of the Incarn -- 11/11/17; Houston -- 12/1/17; at Kansas State -- 12/6/17
 FT made: 2, Fresno State -- 11/24/17
 FT attempts: 3, University of the Incarn -- 11/11/17

GAME-BY-GAME

Opponent	Date	gs	min	Total		3-Pointers		Free throws		Rebounds				pf	a	t/o	blk	stl	pts	avg
				fg-fga	pct	3fg-fga	pct	ft-fa	pct	off	def	tot	avg							
UNIVERSITY OF THE INC	11/11/17	23		0-3	.000	0-3	.000	1-3	.333	0	0	0	0.0	1	2	2	0	1	1	1.0
ORAL ROBERTS	11/13/17	19		3-6	.500	1-2	.500	1-1	1.000	0	3	3	1.5	3	1	1	2	0	8	4.5
at UTSA	11/15/17	10		1-1	1.000	1-1	1.000	0-2	.000	0	0	0	1.0	2	0	1	0	1	3	4.0
SOUTHERN METHODIST	11/19/17	10		0-1	.000	0-1	.000	1-2	.500	0	0	0	0.8	1	2	2	0	0	1	3.3
FRESNO STATE	11/24/17	11		0-3	.000	0-2	.000	2-2	1.000	0	2	2	1.0	2	0	0	0	0	2	3.0
at UTAH	11/27/17	8		1-2	.500	0-1	.000	0-0	.000	0	0	0	0.8	1	0	1	0	0	2	2.8
HOUSTON	12/1/17	14		2-4	.500	1-3	.333	0-0	.000	1	1	2	1.0	0	1	0	0	0	5	3.1
at Kansas State	12/6/17	14		0-4	.000	0-3	.000	0-0	.000	0	1	1	1.0	2	1	0	0	0	0	2.8
at Georgia Tech	12/10/17	10		0-2	.000	0-1	.000	0-0	.000	0	1	1	1.0	1	0	0	0	0	0	2.4
Totals		0	119	7-26	.269	3-17	.176	5-10	.500	1	8	9	1.0	13	7	7	2	2	22	2.4

Games played: 9
 Minutes/game: 13.2
 Points/game: 2.4
 FG Pct: 26.9
 3FG Pct: 17.6
 FT Pct: 50.0

Rebounds/game: 1.0
 Assists/game: 0.8
 Turnovers/game: 0.8
 Assist/turnover ratio: 1.0
 Steals/game: 0.2
 Blocks/game: 0.2

CAREER STATS

Season	gp-gs	min/avg	Total		3-Point		F-Throws		Rebounds				Scoring							
			fg-fga	pct	fg-fga	pct	ft-fa	pct	off	def	tot	avg	pf	fo	ast	to	blk	stl	pts	avg
2017-18	9-0	119/13.2	7-26	.269	3-17	.176	5-10	.500	1	8	9	1.0	13	0	7	7	2	2	22	2.4
TOTAL	9-0	119/13.2	7-26	.269	3-17	.176	5-10	.500	1	8	9	1.0	13	0	7	7	2	2	22	2.4



THE HIGHLIGHTS //

- 2017-18**
- Team-high 10 points against Utah for 2nd-career double digit scoring game.
 - Made first start for Lady Mavs vs. Houston on 12/1.
- Prior**
- Played at New Mexico JC with Laurynn McGowen
 - Averaged 12.9 points in 27 starts, while shooting 50.3 percent from the field
 - 2015-16 Western JC Athletic Conference Newcomer of the Year and All-Conference first team
 - 2016-17 WJCAC All-League

#13 DAIANE MACHADO
JUNIOR • FORWARD • CURITIBA, BRAZIL (NEW MEXICO JC)

CAREER HIGHS //

Points: 10, Southern Methodist -- 11/19/17; at UTAH -- 11/27/17
Rebounds: 8, Houston -- 12/1/17
Assists: 3, Southern Methodist -- 11/19/17
Steals: 1, at UTSA -- 11/15/17; at Kansas State -- 12/6/17
FG made: 5, Southern Methodist -- 11/19/17; at UTAH -- 11/27/17
FG attempts: 12, Southern Methodist -- 11/19/17
3FG attempts: 1, Southern Methodist -- 11/19/17; at UTAH -- 11/27/17
FT made: 3, Houston -- 12/1/17
FT attempts: 6, Houston -- 12/1/17

GAME-BY-GAME //

Opponent	Date	gs	min	Total		3-Pointers		Free throws		Rebounds				pf	a	t/o	blk	stl	pts	avg
				fg-fga	pct	3fg-fga	pct	ft-fa	pct	off	def	tot	avg							
UNIVERSITY OF THE INC	11/11/17		dnp	-	-	-	-	-	-	-	-	-	-	-	-	-	-	-	-	-
ORAL ROBERTS	11/13/17		dnp	-	-	-	-	-	-	-	-	-	-	-	-	-	-	-	-	-
at UTSA	11/15/17	19		1-3	.333	0-0	.000	2-2	1.000	0	3	3	3.0	3	2	3	0	1	4	4.0
SOUTHERN METHODIST	11/19/17	30		5-12	.417	0-1	.000	0-0	.000	4	3	7	5.0	2	3	3	0	0	10	7.0
FRESNO STATE	11/24/17	16		3-5	.600	0-0	.000	0-0	.000	0	3	3	4.3	2	0	2	0	0	6	6.7
at UTAH	11/27/17	21		5-10	.500	0-1	.000	0-0	.000	0	3	3	4.0	0	1	1	0	0	10	7.5
HOUSTON	12/1/17	*	18	1-6	.167	0-0	.000	3-6	.500	3	5	8	4.8	4	0	1	0	0	5	7.0
at Kansas State	12/6/17	*	12	0-4	.000	0-0	.000	0-2	.000	0	3	3	4.5	3	0	2	0	1	0	5.8
at Georgia Tech	12/10/17	13		1-3	.333	0-0	.000	1-2	.500	2	1	3	4.3	0	0	2	0	0	3	5.4
Totals		2	129	16-43	.372	0-2	.000	6-12	.500	9	21	30	4.3	14	6	14	0	2	38	5.4

Games played: 7
Minutes/game: 18.4
Points/game: 5.4
FG Pct: 37.2
3FG Pct: 0.0
FT Pct: 50.0

Rebounds/game: 4.3
Assists/game: 0.9
Turnovers/game: 2.0
Assist/turnover ratio: 0.4
Steals/game: 0.3

CAREER STATS //

Season	gp-gs	min/avg	Total		3-Point		F-Throws		Rebounds				Scoring					
			fg-fga	pct	fg-fga	pct	ft-fa	pct	off	def	tot	avg	pf	fo	ast	to	blk	stl
2016-17	29-6	500/17.2	47-133	.353	12-51	.235	24-48	.500	26	50	76	2.6	38	0	44	37	2	23
TOTAL	29-6	500/17.2	47-133	.353	12-51	.235	24-48	.500	26	50	76	2.6	38	0	44	37	2	23



THE HIGHLIGHTS

2017-18

- Grabbed season-high 9 rebounds vs. Fresno State
- Bested effort with a game-high 14 rebounds against Houston
- Team season-high 3 blocks vs. Kansas State, w/ 9 rebounds.

Prior

- First-Team All-District as senior and second team as freshman and junior for Rouse High School

#22 JENNIFER PARKER

FRESHMAN • FORWARD • LEANDER, TEXAS (ROUSE HS)

CAREER HIGHS

Points: 8, Houston -- 12/1/17
 Rebounds: 14 [t-10th], Houston -- 12/1/17
 Assists: 2, at UTAH -- 11/27/17; at UTSA -- 11/15/17; Fresno State -- 11/24/17
 Steals: 2, Fresno State -- 11/24/17; at Georgia Tech -- 12/10/17
 Blocks: 3, at Kansas State -- 12/6/17
 FG made: 3, Fresno State -- 11/24/17; Houston -- 12/1/17
 FG attempts: 6, Fresno State -- 11/24/17; Houston -- 12/1/17
 FT made: 2, Houston -- 12/1/17; at Kansas State -- 12/6/17
 FT attempts: 4, Houston -- 12/1/17

GAME-BY-GAME

Opponent	Date	gs	min	Total		3-Pointers		Free throws		Rebounds				pf	a	t/o	blk	stl	pts	avg	
				fg-fga	pct	3fg-fga	pct	ft-fa	pct	off	def	tot	avg								
UNIVERSITY OF THE INC	11/11/17		14	1-1	1.000	0-0	.000	0-0	.000	2	1	3	3.0	4	1	0	0	2	2.0		
ORAL ROBERTS	11/13/17	*	22	2-4	.500	0-0	.000	0-0	.000	1	4	5	4.0	4	1	2	1	4	3.0		
at UTSA	11/15/17	*	24	0-2	.000	0-0	.000	1-2	.500	0	3	3	3.7	5	2	4	1	0	1	2.3	
SOUTHERN METHODIST	11/19/17	*	13	0-1	.000	0-0	.000	0-0	.000	0	0	0	2.8	3	1	2	1	1	0	1.8	
FRESNO STATE	11/24/17	*	25	3-6	.500	0-0	.000	0-0	.000	1	8	9	4.0	2	2	2	0	2	6	2.6	
at UTAH	11/27/17	*	20	0-3	.000	0-0	.000	1-2	.500	1	3	4	4.0	3	2	2	1	1	1	2.3	
HOUSTON	12/1/17		26	3-6	.500	0-0	.000	2-4	.500	4	10	14	5.4	0	1	2	0	0	8	3.1	
at Kansas State	12/6/17		25	0-2	.000	0-0	.000	2-2	1.000	1	8	9	5.9	2	1	3	3	0	2	3.0	
at Georgia Tech	12/10/17	*	23	0-0	.000	0-0	.000	0-0	.000	2	2	4	5.7	2	0	1	1	2	0	2.7	
Totals			6	192	9-25	.360	0-0	.000	6-10	.600	12	39	51	5.7	25	11	18	8	7	24	2.7

Games played: 9
 Minutes/game: 21.3
 Points/game: 2.7
 FG Pct: 36.0
 FT Pct: 60.0

Rebounds/game: 5.7
 Assists/game: 1.2
 Turnovers/game: 2.0
 Assist/turnover ratio: 0.6
 Steals/game: 0.8
 Blocks/game: 0.9

CAREER STATS

Season	gp-gs	min/avg	Total		3-Point		F-Throws		Rebounds				pf	fo	ast	to	blk	stl	Scoring	
			fg-fga	pct	fg-fga	pct	ft-fa	pct	off	def	tot	avg							pts	avg
2017-18	9-6	192/21.3	9-25	.360	0-0	.000	6-10	.600	12	39	51	5.7	25	1	11	18	8	7	24	2.7
TOTAL	9-6	192/21.3	9-25	.360	0-0	.000	6-10	.600	12	39	51	5.7	25	1	11	18	8	7	24	2.7

**THE HIGHLIGHTS****2016-17**

- Knocked down 3 3-pointers vs. Oral Roberts on the way to 9 points

2016-17

- Recorded season-high 13 points in games against Seton Hall and K-State. Was perfect 3-3 in 3-pointers vs. Wildcats and was 5-6 overall in the game.
- Had 4 assists and 4 steals vs. Seton Hall
- Led team with 3-of-5 shooting from 3-point line in SBC opener

Prior

- Played at Broken Arrow HS
- Won consecutive Class 6A basketball titles
- Averaged 12.5 points as a senior
- Named OKPreps.com Basketball Player of the Week after scoring 60 points in 3-game span
- 2015-16 All-Metro Team
- 2016 VYPE Top-100 player

#24 AYSIA EVANS

SOPHOMORE • GUARD • TULSA, OKLA (BROKEN ARROW HS)

CAREER/SEASON HIGHS

	PTS	RBS
SEASON HIGHS	9	6
	A	STL
	4	1

CAREER HIGHS

Points: 13, at Seton Hall -- 11/27/16; at Kansas State -- 12/7/16; Arkansas State -- 2/11/17
 Rebounds: 6, Houston -- 12/1/17
 Assists: 4, Fresno State -- 11/24/17; at Seton Hall -- 11/27/16; Texas A&M-Commerce -- 12/18/16
 Steals: 4, Louisiana Monroe -- 1/21/17; at Seton Hall -- 11/27/16
 Blocks: 1, Eastern New Mexico -- 12/11/16
 FG made: 5, 4 times
 FG attempts: 11, Texas A&M-Commerce -- 12/18/16
 3FG made: 3, 4 times
 3FG attempts: 9 [t-4th], Texas A&M-Commerce -- 12/18/16
 FT made: 4, vs South Alabama -- 3/9/17
 FT attempts: 6, Texas A&M-Commerce -- 12/18/16; Coastal Carolina -- 12/31/16

GAME-BY-GAME

Opponent	Date	gs	min	Total		3-Pointers		Free throws		Rebounds				pf	a	t/o	blk	stl	pts	avg	
				fg-fga	pct	3fg-fga	pct	ft-fa	pct	off	def	tot	avg								
UNIVERSITY OF THE INC	11/11/17	*	17	2-7	.286	2-4	.500	1-4	.250	0	3	3	3.0	3	1	1	0	1	7	7.0	
ORAL ROBERTS	11/13/17		17	3-9	.333	2-6	.333	1-1	1.000	1	0	1	2.0	2	0	0	1	9	8.0		
at UTSA	11/15/17		13	0-1	.000	0-1	.000	0-2	.000	0	0	0	1.3	1	0	1	0	1	0	5.3	
SOUTHERN METHODIST	11/19/17	*	17	2-5	.400	1-2	.500	0-0	.000	0	2	2	1.5	3	2	1	0	1	5	5.3	
FRESNO STATE	11/24/17	*	14	0-3	.000	0-2	.000	0-0	.000	0	1	1	1.4	1	4	2	0	1	0	4.2	
at UTAH	11/27/17	*	22	2-5	.400	1-4	.250	0-0	.000	0	0	0	1.2	0	3	0	0	1	5	4.3	
HOUSTON	12/1/17		16	0-4	.000	0-2	.000	3-4	.750	0	6	6	1.9	4	0	1	0	0	3	4.1	
at Kansas State	12/6/17		9	1-4	.250	1-3	.333	0-0	.000	0	0	0	1.6	4	0	0	0	0	3	4.0	
at Georgia Tech	12/10/17		6	0-2	.000	0-0	.000	0-0	.000	0	0	0	1.4	1	1	2	0	0	0	3.6	
Totals			4	131	10-40	.250	7-24	.292	5-11	.455	1	12	13	1.4	19	11	8	0	6	32	3.6

Games played: 9
 Minutes/game: 14.6
 Points/game: 3.6
 FG Pct: 25.0
 3FG Pct: 29.2
 FT Pct: 45.5

Rebounds/game: 1.4
 Assists/game: 1.2
 Turnovers/game: 0.9
 Assist/turnover ratio: 1.4
 Steals/game: 0.7

CAREER STATS

Season	gp-gs	min/avg	Total		3-Point		F-Throws		Rebounds				pf	fo	ast	to	blk	stl	Scoring	
			fg-fga	pct	fg-fga	pct	ft-fa	pct	off	def	tot	avg							pts	avg
2016-17	31-11	471/15.2	67-162	.414	27-92	.293	25-36	.694	13	28	41	1.3	62	0	39	40	1	35	186	6.0
2017-18	9-4	131/14.6	10-40	.250	7-24	.292	5-11	.455	1	12	13	1.4	19	0	11	8	0	6	32	3.6
TOTAL	40-15	602/15.1	77-202	.381	34-116	.293	30-47	.638	14	40	54	1.4	81	0	50	48	1	41	218	5.5



THE HIGHLIGHTS //

2016-17
• Sat out due to injury

Prior

- 2016 All-State selection at Washington HS
- 2014 and 2015 State semifinalist
- 2014-16 Dailly Oklahoma All-State and State All-Tournament team
- 2016 Class Valedictorian
- Mom, Kelly Johnson, played basketball at Oklahoma, while brother Zach Johnson played football at Houston.

#33 KELSEY JOHNSON
FRESHMAN • FORWARD • WASHINGTON, OKLA. (WASHINGTON HS)

CAREER HIGHS //

Points: 5, University of the Incarn -- 11/11/17
Rebounds: 2, University of the Incarn -- 11/11/17; Southern Methodist -- 11/19/17
Steals: 1, University of the Incarn -- 11/11/17
Blocks: 2, Oral Roberts -- 11/13/17
FG made: 1, University of the Incarn -- 11/11/17; Southern Methodist -- 11/19/17
FG attempts: 1, 4 times
3FG attempts: 1, Oral Roberts -- 11/13/17; at Kansas State -- 12/6/17
FT made: 3, University of the Incarn -- 11/11/17
FT attempts: 4, University of the Incarn -- 11/11/17

GAME-BY-GAME //


Opponent	Date			Total		3-Pointers		Free throws		Rebounds										
				fg-fga	pct	3fg-fga	pct	ft-fa	pct	off	def	tot	avg	pf	a	t/o	blk	stl	pts	avg
UNIVERSITY OF THE INC	11/11/17	8	1-1	1.000	0-0	.000	3-4	.750	2	0	2	2.0	2	0	0	0	1	5	5.0	
ORAL ROBERTS	11/13/17	10	0-1	.000	0-1	.000	0-0	.000	0	1	1	1.5	4	0	0	2	0	0	2.5	
at UTSA	11/15/17	2	0-0	.000	0-0	.000	0-0	.000	0	0	0	1.0	0	0	0	0	0	0	1.7	
SOUTHERN METHODIST	11/19/17	5	1-1	1.000	0-0	.000	0-0	.000	0	2	2	1.3	0	0	1	0	0	2	1.8	
FRESNO STATE	11/24/17	5	0-0	.000	0-0	.000	0-0	.000	0	1	1	1.2	2	0	0	0	0	0	1.4	
at UTAH	11/27/17	7	0-0	.000	0-0	.000	0-0	.000	0	0	0	1.0	1	0	0	0	0	0	1.2	
HOUSTON	12/1/17	2	0-0	.000	0-0	.000	0-0	.000	0	0	0	0.9	0	0	1	0	0	0	1.0	
at Kansas State	12/6/17	7	0-1	.000	0-1	.000	0-0	.000	0	1	1	0.9	3	0	1	0	0	0	0.9	
at Georgia Tech	12/10/17	4	0-0	.000	0-0	.000	0-0	.000	0	0	0	0.8	0	0	0	0	0	0	0.8	
Totals		0	50	2-4	.500	0-2	.000	3-4	.750	2	5	7	0.8	12	0	3	2	1	7	0.8

Games played: 9
Minutes/game: 5.6
Points/game: 0.8
FG Pct: 50.0
3FG Pct: 0.0
FT Pct: 75.0

Rebounds/game: 0.8
Turnovers/game: 0.3
Steals/game: 0.1
Blocks/game: 0.2

CAREER STATS //

Season	gp-gs		min/avg		Total		3-Point		F-Throws		Rebounds											Scoring	
					fg-fga	pct	fg-fga	pct	ft-fa	pct	off	def	tot	avg	pf	fo	ast	to	blk	stl	pts	avg	
2017-18	9-0		50/5.6		2-4	.500	0-2	.000	3-4	.750	2	5	7	0.8	12	0	0	3	2	1	7	0.8	
TOTAL	9-0		50/5.6		2-4	.500	0-2	.000	3-4	.750	2	5	7	0.8	12	0	0	3	2	1	7	0.8	



#40 MICHAELA WRIGHT

FRESHMAN • CENTER • COLUMBIA, MO. (FATHER TOLTON CATHOLIC HS)

CAREER HIGHS

Points: 2, Oral Roberts -- 11/13/17; at Kansas State -- 12/6/17
 Rebounds: 2, Oral Roberts -- 11/13/17; Fresno State -- 11/24/17
 Assists: 1, Oral Roberts -- 11/13/17; Fresno State -- 11/24/17
 FG made: 1, Oral Roberts -- 11/13/17; at Kansas State -- 12/6/17
 FG attempts: 2, Oral Roberts -- 11/13/17

THE HIGHLIGHTS

2017-18

- Made debut on Nov. 13 vs. Oral Roberts

Prior

- Two-sport athlete at Father Tolton Catholic HS
- All-District, All-Region and All-State in Volleyball.
- Two-time Missouri Homeschool Basketball State Champion.
- Accumulated 1,400 points during four-year career
- Averaged 14.9 points and 10.5 rebounds during senior season.

GAME-BY-GAME

Opponent	Date	gs	min	Total		3-Pointers		Free throws		Rebounds				pf	a	t/o	blk	stl	pts	avg
				fg-fga	pct	3fg-fga	pct	ft-fa	pct	off	def	tot	avg							
UNIVERSITY OF THE INC	11/11/17	dnp		-	-	-	-	-	-	-	-	-	-	-	-	-	-	-	-	-
ORAL ROBERTS	11/13/17	8		1-2	.500	0-0	.000	0-0	.000	1	1	2	2.0	1	1	0	0	0	2	2.0
at UTSA	11/15/17	dnp		-	-	-	-	-	-	-	-	-	-	-	-	-	-	-	-	-
SOUTHERN METHODIST	11/19/17	dnp		-	-	-	-	-	-	-	-	-	-	-	-	-	-	-	-	-
FRESNO STATE	11/24/17	2		0-0	.000	0-0	.000	0-0	.000	0	2	2	2.0	0	1	0	0	0	0	1.0
at UTAH	11/27/17	3		0-0	.000	0-0	.000	0-0	.000	0	0	0	1.3	0	0	0	0	0	0	0.7
HOUSTON	12/1/17	dnp		-	-	-	-	-	-	-	-	-	-	-	-	-	-	-	-	-
at Kansas State	12/6/17	3		1-1	1.000	0-0	.000	0-0	.000	0	0	0	1.0	0	0	2	0	0	2	1.0
at Georgia Tech	12/10/17	2		0-0	.000	0-0	.000	0-0	.000	0	1	1	1.0	0	0	0	0	0	0	0.8
Totals		0	18	2-3	.667	0-0	.000	0-0	.000	1	4	5	1.0	1	2	2	0	0	4	0.8

Games played: 5
 Minutes/game: 3.6
 Points/game: 0.8
 FG Pct: 66.7

Rebounds/game: 1.0
 Assists/game: 0.4
 Turnovers/game: 0.4
 Assist/turnover ratio: 1.0

CAREER STATS

Season	gp-gs	min/avg	Total		3-Point		F-Throws		Rebounds				pf	fo	ast	to	blk	stl	Scoring	
			fg-fga	pct	fg-fga	pct	ft-fa	pct	off	def	tot	avg							pts	avg
2017-18	5-0	18/3.6	2-3	.667	0-0	.000	0-0	.000	1	4	5	1.0	1	0	2	2	0	0	4	0.8
TOTAL	5-0	18/3.6	2-3	.667	0-0	.000	0-0	.000	1	4	5	1.0	1	0	2	2	0	0	4	0.8

**THE HIGHLIGHTS****2017-18**

- SBC Preseason Player of the Year
- Entered senior year 1st in NCAA Active Career Leaders with 37 double-doubles.
- Ended stretch of 6 games without double-double (longest of career) with 11 points and 12 rebounds vs. Houston
- Back-to-back double-doubles with 20 points and 15 rebounds vs. K-State

2016-17

- First Team All-SBC
- 18th player in UTA history to be member of 1,000-point club, achieved feat on Jan. 12 at South Alabama with 16 points
- Sun Belt Preseason Player of the Year
- Scored career-high 34 points vs. Seton Hall in SHU Thanksgiving Classic. Mark was tied for 4th in UTA single-game history
- Named College Sports Madness Mid-Major Player of the Week for effort, also SBC Player of the Week
- 2nd SBC POTW award on Dec. 13 after scoring 15.0 and earning 7.0 rebounds vs. K-State and ENMU
- Achieved 30th-career double-double vs. Texas Tech
- Produced 3rd-career 30-plus point game against TXST
- Started season by scoring in double figures in the first 20 games, streak ended vs. LR
- Averaged 20 ppg in final week of regular season, double-double in each for 12 in the season.

Prior

- Sun Belt Freshman of the Year in 2014-15
- SBC First-Team all-conference (2014-15 and 2015-16)
- FullCourt.com mid-major freshman All-American
- Averaged 12.2 ppg and 8.9 rebounds during sophomore season
- Scored 33 points vs. Texas State, was tied for 6th in single-game history
- Was 1 of 2 players in SBC to

#44 REBEKAH VANDIJK

SENIOR • CENTER • NAZARETH, TEXAS (NAZARETH HS)

CAREER/SEASON HIGHS

	PTS	RBS
SEASON HIGHS	20	15
	A	BLK
	3	3

CAREER HIGHS

Points: 34 [1st], at Seton Hall -- 11/27/16
 Rebounds: 16 [t-1st], at Texas State -- 02/12/15; at Wichita State -- 11-22-14; Coastal Carolina -- 12/31/16
 Assists: 4, Georgia Southern -- 1/2/15; Georgia Southern -- 1/2/16; at Texas A&M-Corpus Christi -- 12/13/14
 Steals: 4, Stephen F. Austin -- 12/3/16
 Blocks: 5 [t-2nd], at ULM -- 01/22/15
 FG made: 14 [1st], at Seton Hall -- 11/27/16
 FG attempts: 19 [3rd], at Seton Hall -- 11/27/16
 FT made: 11 [t-1st], Texas State -- 3/1/2016; vs South Alabama -- 3/9/17
 FT attempts: 14 [t-1st], Texas State -- 3/1/2016

GAME-BY-GAME

Opponent	Date	gs	min	Total		3-Pointers		Free throws		Rebounds				pf	a	t/o	blk	stl	pts	avg	
				fg-fga	pct	3fg-fga	pct	ft-fa	pct	off	def	tot	avg								
UNIVERSITY OF THE INC	11/11/17	*	25	5-9	.556	0-0	.000	1-2	.500	1	8	9	9.0	3	3	2	0	1	11	11.0	
ORAL ROBERTS	11/13/17	*	21	4-5	.800	0-0	.000	1-2	.500	1	5	6	7.5	0	1	1	3	2	9	10.0	
at UTSA	11/15/17	*	41	4-11	.364	0-0	.000	6-12	.500	5	4	9	8.0	2	1	0	0	0	14	11.3	
SOUTHERN METHODIST	11/19/17	*	32	2-5	.400	0-0	.000	0-0	.000	1	8	9	8.3	1	2	1	2	0	4	9.5	
FRESNO STATE	11/24/17	*	30	7-9	.778	0-0	.000	5-9	.556	3	3	6	7.8	1	1	1	2	1	19	11.4	
at UTAH	11/27/17	*	25	4-7	.571	0-0	.000	0-0	.000	2	4	6	7.5	3	0	5	0	0	8	10.8	
HOUSTON	12/1/17	*	25	5-10	.500	0-0	.000	1-2	.500	5	7	12	8.1	2	0	0	1	0	11	10.9	
at Kansas State	12/6/17	*	31	8-12	.667	0-0	.000	4-4	1.000	6	9	15	9.0	3	0	2	2	1	20	12.0	
at Georgia Tech	12/10/17	*	30	2-7	.286	0-0	.000	4-6	.667	4	4	8	8.9	3	0	3	2	1	8	11.6	
Totals			9	260	41-75	.547	0-0	.000	22-37	.595	28	52	80	8.9	18	8	15	12	6	104	11.6

Games played: 9
 Minutes/game: 28.9
 Points/game: 11.6
 FG Pct: 54.7
 FT Pct: 59.5

Rebounds/game: 8.9
 Assists/game: 0.9
 Turnovers/game: 1.7
 Assist/turnover ratio: 0.5
 Steals/game: 0.7
 Blocks/game: 1.3

CAREER STATS

Season	gp-gs	min/avg	Total		3-Point		F-Throws		Rebounds				pf	fo	ast	to	blk	stl	Scoring	
			fg-fga	pct	fg-fga	pct	ft-fa	pct	off	def	tot	avg							pts	avg
2014-15	30-30	883/29.4	166-308	.539	0-0	.000	57-95	.600	115	194	309	10.3	72	1	30	58	52	11	389	13.0
2015-16	30-30	874/29.1	137-274	.500	0-0	.000	93-126	.738	102	164	266	8.9	82	1	22	61	51	22	367	12.2
2016-17	31-31	892/28.8	185-332	.557	0-0	.000	112-153	.732	115	157	272	8.8	85	2	25	39	41	27	482	15.5
2017-18	9-9	260/28.9	41-75	.547	0-0	.000	22-37	.595	28	52	80	8.9	18	0	8	15	12	6	104	11.6
TOTAL	100-100	2909/29.1	529-989	.535	0-0	.000	284-411	.691	360	567	927	9.3	257	4	85	173	156	66	1342	13.4

2017-18 OVERALL STATS

RECORD:	OVERALL	HOME	AWAY	NEUTRAL
ALL GAMES	5-4	4-1	1-3	0-0
CONFERENCE	0-0	0-0	0-0	0-0
NON-CONFERENCE	5-4	4-1	1-3	0-0

##	Player	gp-gs	min	avg	Total		3-Point		F-Throw		Rebounds				pf	dq	a	to	blk	stl	pts	avg
					fg-fga	fg%	3fg-fga	3fg%	ft-fa	ft%	off	def	tot	avg								
03	Allen,Crystal	9-9	254	28.2	44-116	.379	19-54	.352	24-38	.632	8	18	26	2.9	19	0	8	19	0	10	131	14.6
44	VanDijk,Rebekah	9-9	260	28.9	41-75	.547	0-0	.000	22-37	.595	28	52	80	8.9	18	0	8	15	12	6	104	11.6
11	Richards,Shelby	9-3	221	24.6	20-52	.385	6-22	.273	18-27	.667	5	18	23	2.6	12	1	3	10	0	7	64	7.1
01	McGowen,Laurynn	9-8	246	27.3	17-54	.315	1-5	.200	20-33	.606	4	19	23	2.6	18	0	32	33	0	10	55	6.1
13	Machado,Daiane	7-2	129	18.4	16-43	.372	0-2	.000	6-12	.500	9	21	30	4.3	14	0	6	14	0	2	38	5.4
24	Evans,Aysia	9-4	131	14.6	10-40	.250	7-24	.292	5-11	.455	1	12	13	1.4	19	0	11	8	0	6	32	3.6
00	Johnson,Cierra	3-3	47	15.7	9-20	.450	1-3	.333	7-11	.636	2	8	10	3.3	5	0	6	5	1	3	26	8.7
22	Parker,Jennifer	9-6	192	21.3	9-25	.360	0-0	.000	6-10	.600	12	39	51	5.7	25	1	11	18	8	7	24	2.7
12	Alexander,Brooke	9-0	119	13.2	7-26	.269	3-17	.176	5-10	.500	1	8	9	1.0	13	0	7	7	2	2	22	2.4
02	Billie,Lauren	7-0	101	14.4	8-20	.400	2-9	.222	0-3	.000	6	7	13	1.9	14	0	8	9	0	2	18	2.6
05	LeJune,Miranda	5-1	57	11.4	3-9	.333	1-5	.200	0-0	.000	0	3	3	0.6	5	0	11	9	0	4	7	1.4
33	Johnson,Kelsey	9-0	50	5.6	2-4	.500	0-2	.000	3-4	.750	2	5	7	0.8	12	0	0	3	2	1	7	0.8
40	Wright,Michaela	5-0	18	3.6	2-3	.667	0-0	.000	0-0	.000	1	4	5	1.0	1	0	2	2	0	0	4	0.8
Team											13	22	35				7					
Total.....		9	1825		188-487	.386	40-143	.280	116-196	.592	92	236	328	36.4	175	2	113	159	25	60	532	59.1
Opponents.....		9	1825		200-525	.381	33-145	.228	121-182	.665	113	237	350	38.9	187	-	109	144	32	85	554	61.6

TEAM STATISTICS

	UTA	OPP
SCORING	532	554
Points per game	59.1	61.6
Scoring margin	-2.4	-
FIELD GOALS-ATT	188-487	200-525
Field goal pct	.386	.381
3 POINT FG-ATT	40-143	33-145
3-point FG pct	.280	.228
3-pt FG made per game	4.4	3.7
FREE THROWS-ATT	116-196	121-182
Free throw pct	.592	.665
F-Throws made per game	12.9	13.4
REBOUNDS	328	350
Rebounds per game	36.4	38.9
Rebounding margin	-2.4	-
ASSISTS	113	109
Assists per game	12.6	12.1
TURNOVERS	159	144
Turnovers per game	17.7	16.0
Turnover margin	-1.7	-
Assist/turnover ratio	0.7	0.8
STEALS	60	85
Steals per game	6.7	9.4
BLOCKS	25	32
Blocks per game	2.8	3.6
ATTENDANCE	4914	6019
Home games-Avg/Game	5-983	4-1505
Neutral site-Avg/Game	-	0-0

Date	Opponent	Score	Att.
11/11/17	UNIVERSITY OF THE INCARNATE W	w 61-48	1972
11/13/17	ORAL ROBERTS	w 70-46	797
11/15/17	at UTSA	Wot 69-68	265
11/19/17	SOUTHERN METHODIST	w 58-55	649
11/24/17	FRESNO STATE	w 67-54	735
11/27/17	at UTAH	L 41-71	917
12/1/17	HOUSTON	L 58-62	761
12/6/17	at Kansas State	L 56-70	2974
12/10/17	at Georgia Tech	L 52-80	1863

* - Conference game

Score by Periods	1st	2nd	3rd	4th	OT	Totals
UT Arlington	128	127	134	135	8	532
Opponents	124	132	154	137	7	554

2017-18 TEAM GAME-BY-GAME

TEAM STATISTICS

Opponent	Date	Score		Total		3-Pointers		Free throws		Rebounds				pf	a	t/o	blk	stl	pts	avg
				fg-fga	pct	3fg-fga	pct	ft-fta	pct	off	def	tot	avg							
UNIVERSITY OF THE INC	11/11/17	61-48	W	21-53	.396	3-13	.231	16-32	.500	11	27	38	38.0	26	15	12	0	10	61	61.0
ORAL ROBERTS	11/13/17	70-46	W	28-55	.509	6-16	.375	8-13	.615	8	26	34	36.0	23	17	15	8	7	70	65.5
at UTSA	11/15/17	69-68	Wot	22-55	.400	5-14	.357	20-35	.571	10	27	37	36.3	18	8	18	2	7	69	66.7
SOUTHERN METHODIST	11/19/17	58-55	W	22-53	.415	7-14	.500	7-11	.636	7	20	27	34.0	14	15	12	3	6	58	64.5
FRESNO STATE	11/24/17	67-54	W	24-52	.462	5-15	.333	14-22	.636	8	34	42	35.6	19	19	16	2	7	67	65.0
at UTAH	11/27/17	41-71	L	18-55	.327	2-18	.111	3-10	.300	8	18	26	34.0	13	11	19	1	7	41	61.0
HOUSTON	12/1/17	58-62	L	18-51	.353	4-16	.250	18-28	.643	13	35	48	36.0	22	11	26	1	3	58	60.6
at Kansas State	12/6/17	56-70	L	18-56	.321	6-24	.250	14-21	.667	12	30	42	36.8	26	12	19	5	6	56	60.0
at Georgia Tech	12/10/17	52-80	L	17-57	.298	2-13	.154	16-24	.667	15	19	34	36.4	14	5	22	3	7	52	59.1
UT Arlington		532		188-487	.386	40-143	.280	116-196	.592	92	236	328	36.4	175	113	159	25	60	532	59.1
Opponents		554		200-525	.381	33-145	.228	121-182	.665	113	237	350	38.9	187	109	144	32	85	554	61.6

Games played: 9
Points/game: 59.1
FG Pct: 38.6
3FG Pct: 28.0
FT Pct: 59.2

Rebounds/game: 36.4
Assists/game: 12.6
Turnovers/game: 17.7
Assist/turnover ratio: 0.7
Steals/game: 6.7
Blocks/game: 2.8

2017-18 LEADERS

Points	G	Pts	Pts/G
Allen, Crystal	9	131	14.6
VanDijk, Rebekah	9	104	11.6
Richards, Shelby	9	64	7.1
McGowen, Laurynn	9	55	6.1
Machado, Daiane	7	38	5.4
Evans, Aysia	9	32	3.6
Johnson, Cierra	3	26	8.7
Parker, Jennifer	9	24	2.7
Alexander, Brooke	9	22	2.4
Billie, Lauren	7	18	2.6
LeJune, Miranda	5	7	1.4
Johnson, Kelsey	9	7	0.8

FG Percentage	FG	Att	Pct
Wright, Michaela	2	3	.667
VanDijk, Rebekah	41	75	.547
Johnson, Kelsey	2	4	.500
Johnson, Cierra	9	20	.450
Billie, Lauren	8	20	.400
Richards, Shelby	20	52	.385
Allen, Crystal	44	116	.379
Machado, Daiane	16	43	.372
Parker, Jennifer	9	25	.360
LeJune, Miranda	3	9	.333
McGowen, Laurynn	17	54	.315
Alexander, Brooke	7	26	.269

3-Point Percentage	3FG	Att	Pct
Allen, Crystal	19	54	.352
Johnson, Cierra	1	3	.333
Evans, Aysia	7	24	.292
Richards, Shelby	6	22	.273
Billie, Lauren	2	9	.222
LeJune, Miranda	1	5	.200
McGowen, Laurynn	1	5	.200
Alexander, Brooke	3	17	.176
Machado, Daiane	0	2	.000
Johnson, Kelsey	0	2	.000

Free Throw Percent	FG	Att	Pct
Johnson, Kelsey	3	4	.750
Richards, Shelby	18	27	.667
Johnson, Cierra	7	11	.636
Allen, Crystal	24	38	.632
McGowen, Laurynn	20	33	.606
Parker, Jennifer	6	10	.600
VanDijk, Rebekah	22	37	.595
Alexander, Brooke	5	10	.500
Machado, Daiane	6	12	.500
Evans, Aysia	5	11	.455
Billie, Lauren	0	3	.000

Scoring Average	G	Pts	Avg/G
Allen, Crystal	9	131	14.6
VanDijk, Rebekah	9	104	11.6
Johnson, Cierra	3	26	8.7
Richards, Shelby	9	64	7.1
McGowen, Laurynn	9	55	6.1
Machado, Daiane	7	38	5.4
Evans, Aysia	9	32	3.6
Parker, Jennifer	9	24	2.7
Billie, Lauren	7	18	2.6
Alexander, Brooke	9	22	2.4
LeJune, Miranda	5	7	1.4
Wright, Michaela	5	4	0.8

Field Goal Attempts	G	Att	Att/G
Allen, Crystal	9	116	12.9
VanDijk, Rebekah	9	75	8.3
McGowen, Laurynn	9	54	6.0
Richards, Shelby	9	52	5.8
Machado, Daiane	7	43	6.1

Field Goals Made	G	Made	Made/G
Allen, Crystal	9	44	4.9
VanDijk, Rebekah	9	41	4.6
Richards, Shelby	9	20	2.2
McGowen, Laurynn	9	17	1.9
Machado, Daiane	7	16	2.3

3-Point FG Attempts	G	Att	Att/G
Allen, Crystal	9	54	6.0
Evans, Aysia	9	24	2.7
Richards, Shelby	9	22	2.4
Alexander, Brooke	9	17	1.9
Billie, Lauren	7	9	1.3

3-Point FG Made	G	Made	Made/G
Allen, Crystal	9	19	2.1
Evans, Aysia	9	7	0.8
Richards, Shelby	9	6	0.7
Alexander, Brooke	9	3	0.3
Billie, Lauren	7	2	0.3

Free Throw Attempts	G	Att	Att/G
Allen, Crystal	9	38	4.2
VanDijk, Rebekah	9	37	4.1
McGowen, Laurynn	9	33	3.7
Richards, Shelby	9	27	3.0
Machado, Daiane	7	12	1.7

Free Throws Made	G	Made	Made/G
Allen, Crystal	9	24	2.7
VanDijk, Rebekah	9	22	2.4
McGowen, Laurynn	9	20	2.2
Richards, Shelby	9	18	2.0
Johnson, Cierra	3	7	2.3

2017-18 LEADERS CONT.

Rebounds	G	Reb	Reb/G
VanDijk,Rebekah	9	80	8.9
Parker,Jennifer	9	51	5.7
Machado,Daiane	7	30	4.3
Allen,Crystal	9	26	2.9
McGowen,Laurynn	9	23	2.6
Richards,Shelby	9	23	2.6

Rebound Average	G	Reb	Avg/G
VanDijk,Rebekah	9	80	8.9
Parker,Jennifer	9	51	5.7
Machado,Daiane	7	30	4.3
Johnson,Cierra	3	10	3.3
Allen,Crystal	9	26	2.9

Offensive Rebounds	G	No.	Avg/G
VanDijk,Rebekah	9	28	3.1
Parker,Jennifer	9	12	1.3
Machado,Daiane	7	9	1.3
Allen,Crystal	9	8	0.9
Billie,Lauren	7	6	0.9

Defensive Rebounds	G	No.	Avg/G
VanDijk,Rebekah	9	52	5.8
Parker,Jennifer	9	39	4.3
Machado,Daiane	7	21	3.0
McGowen,Laurynn	9	19	2.1
Allen,Crystal	9	18	2.0
Richards,Shelby	9	18	2.0

Fouls	G	No.	Per/G
Parker,Jennifer	9	25	2.8
Evans,Aysia	9	19	2.1
Allen,Crystal	9	19	2.1
VanDijk,Rebekah	9	18	2.0
McGowen,Laurynn	9	18	2.0

Foulouts	G	No.
Parker,Jennifer	9	1
Richards,Shelby	9	1

Assists	G	No.	Ast/G
McGowen,Laurynn	9	32	3.6
LeJune,Miranda	5	11	2.2
Evans,Aysia	9	11	1.2
Parker,Jennifer	9	11	1.2
Billie,Lauren	7	8	1.1
Allen,Crystal	9	8	0.9
VanDijk,Rebekah	9	8	0.9

Steals	G	No.	Stl/G
Allen,Crystal	9	10	1.1
McGowen,Laurynn	9	10	1.1
Parker,Jennifer	9	7	0.8
Richards,Shelby	9	7	0.8
VanDijk,Rebekah	9	6	0.7
Evans,Aysia	9	6	0.7

Blocked Shots	G	No.	Blk/G
VanDijk,Rebekah	9	12	1.3
Parker,Jennifer	9	8	0.9
Johnson,Kelsey	9	2	0.2
Alexander,Brooke	9	2	0.2
Johnson,Cierra	3	1	0.3

Minutes	G	No.	Min/G
VanDijk,Rebekah	9	260	28.9
Allen,Crystal	9	254	28.2
McGowen,Laurynn	9	246	27.3
Richards,Shelby	9	221	24.6
Parker,Jennifer	9	192	21.3

Turnovers	G	No.	TO/G
McGowen,Laurynn	9	33	3.7
Allen,Crystal	9	19	2.1
Parker,Jennifer	9	18	2.0
VanDijk,Rebekah	9	15	1.7
Machado,Daiane	7	14	2.0

2017-18 INDIVIDUAL GAME HIGHS**UT Arlington - INDIVIDUAL GAME HIGHS**

Points	22		Allen,Crystal at Georgia Tech (12/10/17)
	22		Allen,Crystal vs Oral Roberts (11/13/17)
	21		Allen,Crystal at UTSA (11/15/17)
	20		VanDijk,Rebekah at Kansas State (12/6/17)
	19		VanDijk,Rebekah vs Fresno State (11/24/17)
Field Goals Made	8		VanDijk,Rebekah at Kansas State (12/6/17)
	8		Allen,Crystal vs Oral Roberts (11/13/17)
Field Goal Att.	26		Allen,Crystal at Georgia Tech (12/10/17)
	17		Allen,Crystal vs Southern Methodist (11/19/17)
FG Pct (min 5 made)	.778	(7-9)	VanDijk,Rebekah vs Fresno State (11/24/17)
	.727	(8-11)	Allen,Crystal vs Oral Roberts (11/13/17)
3-Point FG Made	4		Allen,Crystal vs Southern Methodist (11/19/17)
	3		Allen,Crystal at Kansas State (12/6/17)
	3		Allen,Crystal vs Fresno State (11/24/17)
	3		Allen,Crystal vs Oral Roberts (11/13/17)
3-Point FG Att.	10		Allen,Crystal at Georgia Tech (12/10/17)
	9		Allen,Crystal at Kansas State (12/6/17)
3-Pt FG Pct (min 2 made)	.750	(3-4)	Allen,Crystal vs Oral Roberts (11/13/17)
	.667	(4-6)	Allen,Crystal vs Southern Methodist (11/19/17)
Free Throws Made	6		Allen,Crystal at Georgia Tech (12/10/17)
	6		VanDijk,Rebekah at UTSA (11/15/17)
	6		Allen,Crystal at UTSA (11/15/17)
Free Throw Att.	12		VanDijk,Rebekah at UTSA (11/15/17)
	10		Allen,Crystal at Kansas State (12/6/17)
FT Pct (min 3 made)	1.000	(4-4)	VanDijk,Rebekah at Kansas State (12/6/17)
	1.000	(4-4)	McGowen,Laurynn vs University of the Incarnate Wo (11/11/17)
	1.000	(3-3)	Richards,Shelby vs Southern Methodist (11/19/17)
Rebounds	15		VanDijk,Rebekah at Kansas State (12/6/17)
	14		Parker,Jennifer vs Houston (12/1/17)
Assists	8		McGowen,Laurynn vs Fresno State (11/24/17)
	6		McGowen,Laurynn vs Oral Roberts (11/13/17)
Steals	2		McGowen,Laurynn at Georgia Tech (12/10/17)
	2		Parker,Jennifer at Georgia Tech (12/10/17)
	2		Allen,Crystal vs Houston (12/1/17)
	2		McGowen, Laurynn at UTAH (11/27/17)
	2		LeJune,Miranda at UTAH (11/27/17)
	2		Parker,Jennifer vs Fresno State (11/24/17)
	2		Allen,Crystal vs Southern Methodist (11/19/17)
	2		Richards,Shelby vs Southern Methodist (11/19/17)
	2		Allen,Crystal at UTSA (11/15/17)
	2		VanDijk,Rebekah vs Oral Roberts (11/13/17)
	2		Allen,Crystal vs University of the Incarnate Wo (11/11/17)
Blocked Shots	3		Parker,Jennifer at Kansas State (12/6/17)
	3		VanDijk,Rebekah vs Oral Roberts (11/13/17)
Turnovers	6		McGowen,Laurynn at Georgia Tech (12/10/17)
	6		McGowen,Laurynn vs Houston (12/1/17)
	6		Allen,Crystal vs Houston (12/1/17)
Fouls	5		Richards,Shelby vs Houston (12/1/17)
	5		Parker,Jennifer at UTSA (11/15/17)
Minutes	44		McGowen,Laurynn at UTSA (11/15/17)
	41		VanDijk,Rebekah at UTSA (11/15/17)
	40		Allen,Crystal at Georgia Tech (12/10/17)
	37		Allen,Crystal at UTSA (11/15/17)

2017-18 TEAM GAME HIGHS**UT Arlington - TEAM GAME HIGHS**

POINTS	70	ORAL ROBERTS (11/13/17)
	69	at UTSA (11/15/17)
	67	FRESNO STATE (11/24/17)
	61	UNIVERSITY OF THE INCARNATE WO (11/11/17)
	58	HOUSTON (12/1/17)
	58	SOUTHERN METHODIST (11/19/17)
FIELD GOALS MADE	28	ORAL ROBERTS (11/13/17)
	24	FRESNO STATE (11/24/17)
FIELD GOAL ATTEMPTS	57	at Georgia Tech (12/10/17)
	56	at Kansas State (12/6/17)
FIELD GOAL PERCENTAGE	.509 (28-55)	ORAL ROBERTS (11/13/17)
	.462 (24-52)	FRESNO STATE (11/24/17)
3 PT FIELD GOALS MADE	7	SOUTHERN METHODIST (11/19/17)
	6	at Kansas State (12/6/17)
	6	ORAL ROBERTS (11/13/17)
3 PT FG ATTEMPTS	24	at Kansas State (12/6/17)
	18	at UTAH (11/27/17)
3 PT FG PERCENTAGE	.500 (7-14)	SOUTHERN METHODIST (11/19/17)
	.375 (6-16)	ORAL ROBERTS (11/13/17)
FREE THROWS MADE	20	at UTSA (11/15/17)
	18	HOUSTON (12/1/17)
FREE THROW ATTEMPTS	35	at UTSA (11/15/17)
	32	UNIVERSITY OF THE INCARNATE WO (11/11/17)
FREE THROW PERCENTAGE	.667 (16-24)	at Georgia Tech (12/10/17)
	.667 (14-21)	at Kansas State (12/6/17)
REBOUNDS	48	HOUSTON (12/1/17)
	42	at Kansas State (12/6/17)
	42	FRESNO STATE (11/24/17)
ASSISTS	19	FRESNO STATE (11/24/17)
	17	ORAL ROBERTS (11/13/17)
STEALS	10	UNIVERSITY OF THE INCARNATE WO (11/11/17)
	7	at Georgia Tech (12/10/17)
	7	at UTAH (11/27/17)
	7	FRESNO STATE (11/24/17)
	7	at UTSA (11/15/17)
	7	ORAL ROBERTS (11/13/17)
BLOCKED SHOTS	8	ORAL ROBERTS (11/13/17)
	5	at Kansas State (12/6/17)
TURNOVERS	26	HOUSTON (12/1/17)
	22	at Georgia Tech (12/10/17)
FOULS	26	at Kansas State (12/6/17)
	26	UNIVERSITY OF THE INCARNATE WO (11/11/17)

MAVS IN THE NATIONAL RANKINGS //

UT Arlington - 2017-18 Women's Basketball Ranking Summary thru games 12/14/2017

Statistic	National Rank	Conference Rank	Value	National Leader	Value	Conference Leader	Value
Assist Turnover Ratio (345 ranked)	258	5	0.71	Oregon St.	1.93	Texas St.	1.31
Assists (344 ranked)	237	5	113	Iowa	264	Texas St.	147
Assists Per Game (345 ranked)	230	7	12.6	Iowa	24.0	Texas St.	18.4
Blocked Shots (344 ranked)	226	7	25	Binghamton	82	South Ala.	61
Blocked Shots Per Game (345 ranked)	225	8	2.8	Norfolk St.	8.6	South Ala.	6.8
Defensive Rebounds per Game (28 ranked)				Tennessee	35		
Fewest Fouls (345 ranked)	230	9	175	Radford	97	Texas St.	122
Fewest Turnovers (345 ranked)	211	6	159	Villanova	82	Texas St.	112
Field-Goal Percentage (345 ranked)	237	7	38.6	Oregon St.	53.6	Texas St.	42.8
Field-Goal Percentage Defense (345 ranked)	121	5	38.1	Baylor	30.7	Coastal Caro.	33.8
Free Throw Attempts (343 ranked)	71	3	196	Tennessee	280	Troy	219
Free Throws Made (345 ranked)	145	5	116	Tennessee	193	Troy	153
Free-Throw Percentage (345 ranked)	333	10	59.2	Central Mich.	85.1	Georgia St.	75.0
Offensive Rebounds per Game (29 ranked)				Jackson St.	25	Troy	23
Personal Fouls Per Game (344 ranked)	272	9	19.4	Iowa	11.7	Texas St.	15.3
Rebound Margin (345 ranked)	242	8	-2.4	Morehead St.	17.4	Coastal Caro.	9.1
Rebounds (345 ranked)	236	7	328	Minnesota	547	Troy	399
Rebounds Per Game (345 ranked)	238	9	36.44	Morehead St.	50.70	Troy	49.88
Scoring Defense (345 ranked)	119	5	61.6	Green Bay	46.8	Coastal Caro.	55.2
Scoring Margin (345 ranked)	232	5	-2.4	Baylor	36.1	Texas St.	17.5
Scoring Offense (345 ranked)	289	8	59.1	Baylor	92.6	Troy	89.4
Steals (345 ranked)	261	8	60	Rutgers	170	Troy	111
Steals Per Game (345 ranked)	266	8	6.7	Lamar University	17.7	Troy	13.9
Three Pt FG Defense (345 ranked)	12	2	22.8	Gardner-Webb	19.8	Texas St.	22.0
Three-Point Field Goals Attempted (145 ranked)				FGCU	406	Texas St.	231
Three-Point Field Goals Made (345 ranked)	291	8	40	FGCU	152	Texas St.	83
Three-Point Field Goals Per Game (345 ranked)	288	8	4.4	DePaul	13.4	Texas St.	10.4
Three-Point Field-Goal Percentage (345 ranked)	261	9	28.0	Miami (OH)	44.6	Texas St.	35.9
Turnover Margin (345 ranked)	251	8	-1.67	Ohio	13.88	Troy	8.25
Turnovers Forced (345 ranked)	201	10	16.00	Jackson St.	29.86	Troy	26.75
Turnovers Per Game (345 ranked)	242	5	17.7	Villanova	9.1	Texas St.	14.0
Won-Lost Percentage (344 ranked)	160	4	55.6	12 teams tied	100.0	Texas St.	75.0

MAVS IN THE NATIONAL RANKINGS

Statistic	Player	National Rank	Conference Rank	Value	National Leader	Value	Conference Leader	Value
Assist Turnover Ratio (247 ranked)					Morgan William, Mississippi St.	5.67	Monique Townson, Little Rock	2.62
Assists (144 ranked)					Tiana Mangakahia, Syracuse	113	Taeler Deer, Texas St.	55
Assists Per Game (248 ranked)	Laurynn McGowen	248	6	3.6	Tiana Mangakahia, Syracuse	11.3	Taeler Deer, Texas St.	6.9
Blocked Shots (146 ranked)	Rebekah VanDijk	146	6	12	Alyssa James, Binghamton	48	Naheria Hamilton, Coastal Caro.	22
Blocked Shots Per Game (248 ranked)	Rebekah VanDijk	153	7	1.33	Abby Rendle, William & Mary	4.89	Naheria Hamilton, Coastal Caro.	2.44
Defensive Rebounds per Game (30 ranked)					G'mrice Davis, Fordham	12	Bayley Plummer, Appalachian St.	8
Double Doubles (39 ranked)					Natalie Butler, George Mason	11	Chyna Ellis, South Ala.	5
Field Goal Attempts (145 ranked)					Tyler Scaife, Rutgers	213	Jas Adams, Coastal Caro.	150
Field Goals Made (140 ranked)					Tyler Scaife, Rutgers	107	Jas Adams, Coastal Caro.	60
Field-Goal Percentage (250 ranked)					Kalani Brown, Baylor	73.2	Gabriella Cortez, La.-Monroe	55.9
Final Points (198 ranked)					Kelsey Mitchell, Ohio St.	287	Jas Adams, Coastal Caro.	168
Free Throw Attempts (148 ranked)					Tanaya Atkinson, Temple	100	DJ Williams, Coastal Caro.	55
Free Throws Made (142 ranked)					Shala Dobbins, Prairie View	72	Kierra Henry, Georgia St.	39
Free-Throw Percentage (249 ranked)					Candice White, Fresno St.	100.0	Kierra Henry, Georgia St.	88.6
Minutes Played (146 ranked)					August Touchard, Grand Canyon	427:00		
Minutes Played Per Game (150 ranked)					Lauren Holden, Fordham	39.56	Jas Adams, Coastal Caro.	36.11
Offensive Rebounds per Game (28 ranked)					Tierra McGowan, Morehead St.	8	Chyna Ellis, South Ala.	4
Points Per Game (249 ranked)	Crystal Allen	249	8	14.6	Kelsey Mitchell, Ohio St.	26.1	Jas Adams, Coastal Caro.	18.7
Rebounds (141 ranked)	Rebekah VanDijk	112	3	80	Natalie Butler, George Mason	164	Bayley Plummer, Appalachian St.	103
Rebounds Per Game (247 ranked)	Rebekah VanDijk	86	3	8.9	G'mrice Davis, Fordham	14.6	Bayley Plummer, Appalachian St.	11.4
Steals (148 ranked)					Chastadie Barrs, Lamar University	59	Monique Townson, Little Rock	21
Steals Per Game (248 ranked)					Chastadie Barrs, Lamar University	6.56	Monique Townson, Little Rock	2.33
Three-Point Field Goals Attempted (149 ranked)					Kelsey Mitchell, Ohio St.	114	Toshua Leavitt, Texas St.	89
Three-Point Field Goals Made (148 ranked)					Kelsey Mitchell, Ohio St.	47	Toshua Leavitt, Texas St.	34
Three-Point Field Goals Per Game (225 ranked)	Crystal Allen	200	7	2.11	Kendall Spray, UT Martin	4.67	Toshua Leavitt, Texas St.	4.25
Three-Point Field-Goal Percentage (250 ranked)	Crystal Allen	205	7	35.2	Aleah Goodman, Oregon St.	59.3	Gabriella Cortez, La.-Monroe	48.6
Triple Doubles (3 ranked)					Chastadie Barrs, Lamar University	3		

MEDIA CHART



**Cierra
JOHNSON**
Guard




**Laurynn
MCGOWEN**
Point Guard



**Lauren
BILLIE**
Guard



**Crystal
ALLEN**
Guard



**Miranda
LEJUNE**
Point Guard



**Zhane
TEMPLETON**
Guard



**Shelby
RICHARDS**
Guard



**Brooke
ALEXANDER**
Guard



**Daiane
MACHADO**
Forward




**Jennifer
PARKER**
Forward



**Aysia
EVANS**
Guard



**Kelsey
JOHNSON**
Forward



**Michaela
WRIGHT**
Center



**Rebekah
VANDIJK**
Center



**Krista
GERLICH**
Head Coach



**Kristin
COLE**
Associate Head Coach



**Ashley
CRAWFORD**
Assistant Coach



**Talby
JUSTUS**
Assistant Coach



**Jordan
VESSELS**
Dir. of Operations