



ARKANSAS Baseball Game Notes

8 College World Series Appearances • 6 NCAA Super Regional Appearances
29 NCAA Tournament Appearances • 2 SEC Regular Season Titles • 4 SEC Western Division Titles

'18 SCHEDULE & RESULTS

FEBRUARY

16	BUCKNELL	W, 14-2
17	BUCKNELL	W, 32-4
18	BUCKNELL	W, 3-1
21	vs. Arizona (San Diego, Calif.)	W, 1-0
23	vs. Cal Poly (San Diego, Calif.)	L, 4-3
24	at San Diego State	W, 5-2
25	at San Diego	L, 7-6
28	DAYTON	W, 18-1

MARCH

1	DAYTON	W, 11-0
2	SOUTHERN CAL	W, 4-0
3	SOUTHERN CAL	L, 3-1
4	SOUTHERN CAL	W, 7-6 (8 innings)
9	KENT STATE (DH)	3 p.m.
	KENT STATE (DH)	TBA
11	KENT STATE	1 p.m.
13	TEXAS	7 p.m.
14	TEXAS	4 p.m.
16	KENTUCKY*	6:30 p.m.
17	KENTUCKY*	2 p.m.
18	KENTUCKY*	1 p.m.
20	vs. Charlotte (BB&T Park)	6:05 p.m.
21	at Charlotte	3 p.m.
23	at Florida*	5:30 p.m.
24	at Florida*	11 a.m.
25	at Florida*	11 a.m.
27	vs. Memphis (AutoZone Park)	6:30 p.m.
29	at Ole Miss*	6:30 p.m.
30	at Ole Miss*	6:30 p.m.
31	at Ole Miss*	1:30 p.m.

APRIL

3	ULM	6:30 p.m.
4	ULM	3 p.m.
6	AUBURN*	6:30 p.m.
7	AUBURN*	6 p.m.
8	AUBURN*	4 p.m.
10	GRAMBLING ST. (NLR, Ark.)	6:30 p.m.
12	SOUTH CAROLINA*	6 p.m.
13	SOUTH CAROLINA*	6:30 p.m.
14	SOUTH CAROLINA*	2 p.m.
17	MISSOURI STATE	6:30 p.m.
20	at Mississippi St.*	6:30 p.m.
21	at Mississippi St.*	6:30 p.m.
22	at Mississippi St.*	1 p.m.
24	TEXAS TECH	6:30 p.m.
25	TEXAS TECH	6 p.m.
27	ALABAMA*	6:30 p.m.
28	ALABAMA*	6 p.m.
29	ALABAMA*	1 p.m.

MAY

4	at LSU*	7 p.m.
5	at LSU*	7 p.m.
6	at LSU*	2 p.m.
11	TEXAS A&M*	6 p.m.
12	TEXAS A&M*	1 p.m.
13	TEXAS A&M*	Noon
17	at Georgia*	6 p.m.
18	at Georgia*	6 p.m.
19	at Georgia*	1 p.m.
May 22-27	SEC Tournament (Hoover, Ala.)	TBA
June 1-4	NCAA Regionals	
June 8-11	NCAA Super Regionals	
June 16-28	College World Series (Omaha, Neb.)	

All times Central; Home game in BOLD; * - SEC Game

MARCH 9 - MARCH 11 vs. KENT STATE | BAUM STADIUM



KENT STATE GOLDEN FLASHES

Record	6-3
Ranking	NR
Last Season	37-18
Head Coach	Jeff Duncan
Career Record	Same
Record at Kent State	148-75 (4th Season)



ARKANSAS RAZORBACKS

Record	9-3
Ranking	5
Last Season	45-19
Head Coach	Dave Van Horn
Career Record	1,189-586 (30th season)
Record at Arkansas	604-346 (16th Season)

SERIES BY THE NUMBERS (2018 STATS)

KENT ST.	OFFENSE	ARKANSAS	KENT ST.	PITCHING/DEFENSE	ARKANSAS
.283	Batting Avg.	.308	4.96	ERA	1.78
.425	Slugging Pct.	.499	78.0	Innings Pitched	106.0
.361	On-Base Pct.	.429	0	Complete Games	0
15	Doubles	23	4	Saves	4
2	Triples	2	4.72	Strikeout/Walk Ratio	3.27
9	Home Runs	17	.236	Opponent's Avg.	.202
38	Walks	73	8	Errors	14
17-of-23	Stolen Bases/Att	11-of-11	17	Double Plays	10

All-time Series: Arkansas leads 1-0 (2012 College World Series; Arkansas won 8-1)

PROBABLE PITCHERS

FRI: ARK RHP Blaine Knight (0.53 ERA, 2-0, 15 K, 4 BB) vs. KSU LHP Eli Kraus (8.53 ERA, 1-1, 8 K, 4 BB)

SAT: ARK RHP Isaiah Campbell (1.88 ERA, 1-1, 16 K, 6 BB) vs. KSU RHP Joey Murray (2.20 ERA, 1-1, 19 K, 4 BB)

SUN: ARK RHP Bryce Bonnin (0.00 ERA, 1-0, 8 K, 1 BB) vs. KSU LHP Jared Skolnicki (6.92 ERA, 1-0, 14 K, 2 BB)

RAZORBACK NOTES

NO PLACE LIKE HOME - The Razorbacks have been stellar at home so far this season, building up a 7-1 record in series wins over Bucknell, Dayton, and USC. As a team, Arkansas is hitting .362, while the pitching staff has garnered a 1.52 ERA in games played at Baum Stadium. The starting pitchers have picked up four of the seven victories, while the staff as a whole is holding batters to a .202 average. At the plate, the Hogs have smashed 14 of its season's 17 homers at Baum Stadium and are slugging a combined .589.

SOOOIEVILLE SLUGGERS YEAR TWO? - In 2017, Arkansas crushed an SEC-best 83 home runs. It was the most home runs by a Razorback team since 2010. The Hogs have picked up where they left off with 17 home runs after 12 games this year, equaling last year's total after 12 games. Junior Eric Cole and freshman Casey Martin are currently tied for the most on the team with three home runs and seven different Razorbacks have two or more.

MARTIN'S OFFENSE EARNS HIM SEC FRESHMAN OF THE WEEK HONOR - Freshman infielder Casey Martin was named the SEC Freshman of the Week on Monday after his huge weekend at the plate against Dayton and USC. The Lonoke, Arkansas native led all Razorback hitters with a .444 average over the five-game span and slugged .474. For the year, his .414 average is currently ninth best in the Southeastern Conference and his .793 slugging percentage is sixth best. Among freshmen in the league, his average is the third highest and his slugging is the best.

BONFIELD AND SHADY NEAR 150 STARTS AS RAZORBACKS - 12 games into their senior seasons, Luke Bonfield and Carson Shaddy are both nearing 150 starts for their Razorback careers. Bonfield currently sits at 140 starts, while Shaddy is at 139 starts. Once they reach 150, they will become the first Razorbacks to reach that mark since Michael Bernal finished his career with 167 starts. Danny Hamblin still holds the record for 245 starts in his career.

MLB (9)

Name	Years at Arkansas	Club
Brian Anderson	2012-14	Miami
Andrew Benintendi	2014-15	Boston
Logan Forsythe	2006-08	Los Angeles Dodgers
Dallas Keuchel	2007-09	Houston
James McCann	2009-11	Detroit
Blake Parker	2004-06	Los Angeles Angels
Matt Reynolds	2010-12	Washington
Drew Smyly	2009-10	Chicago Cubs
Ryne Stanek	2011-13	Tampa Bay

AAA (4)

Name	Years at Arkansas	Club
Barrett Astin	2011-13	Louisville (CIN)
Jalen Beeks	2013-14	Pawtucket (BOS)
Brett Eibner	2008-10	Round Rock (TEX)
Dominic Ficociello	2011-13	Toledo (DET)

AA (3)

Name	Years at Arkansas	Club
D.J. Baxendale	2010-12	Chattanooga (MIN)
Zack Cox	2009-10	Erie (DET)
Andy Wilkins	2008-10	Chattanooga (MIN)

A-Advanced (4)

Name	Years at Arkansas	Club
Zach Jackson	2014-16	Dunedin (TOR)
Trey Killian	2013-15	Lancaster (COL)
Jacob Morris	2011-13	Winston-Salem (CWS)
Tyler Spoon	2013-15	Salem (BOS)

A (3)

Name	Years at Arkansas	Club
Michael Bernal	2014-16	Augusta (SF)
Clark Eagan	2014-16	West Virginia (PIT)
Bobby Wernes	2014-15	Asheville (COL)

A-Short (4)

Name	Years at Arkansas	Club
Cannon Chadwick	2015-17	Brooklyn (NYM)
Tucker Pennell	2015-16	Tri-City (SD)
Trevor Stephan	2017	Staten Island (NYY)
James Teague	2014-16	Aberdeen (BAL)

Rookie (4)

Name	Years at Arkansas	Club
Josh Alberius	2014-17	GCL Marlins (MIA)
Chad Spanberger	2015-17	Grand Junction (COL)
Dominic Taccolini	2014-17	AZL Padres (SD)
Doug Willey	2016	Orem (LAA)

AS DARK AS KNIGHT - There's been no daylight for opposing hitters that step into the box against junior right-hander Blaine Knight. The Bryant, Arkansas native has racked up two wins in three starts this season with a team-leading 0.53 ERA, which is also good for second in the SEC and top-50 in the nation. Knight has thrown five or more innings in all three of his starts and given up just one earned run over 17.0 innings.

PITCHERS SHINE IN EARLY WEEKS - Arkansas has shown its depth on the mound through the first three weeks of the season. Of the 12 games played, Arkansas starters have gone five or more innings seven times and have given up a combined seven earned runs and struck out 53 batters. As a staff, the 1.78 ERA is the best in the league and best 12-game start by a Razorback pitching staff under Dave Van Horn.

ERA Leaders in NCAA

Rank	Team	ERA
1.	Hofstra	1.55
2.	St. John's	1.67
3.	Pittsburgh	1.68
4.	Hawaii	1.74
5.	Arkansas	1.78

CRONIN SHOWS HIS STUFF - One of the bright spots to Arkansas' pitching staff this year has been the play of sophomore Matt Cronin. In four appearances this year, Cronin has one victory and one save and has three scoreless outings. Against Arizona, he retired seven of the final eight batters and also got out of a bases loaded jam in the seventh. He currently has a 1.80 ERA with two victories and 11 strikeouts over 10.0 innings.

DVH WINS 600 GAMES AS RAZORBACK HEAD COACH - By defeating San Diego State, 5-2,, head coach Dave Van Horn claimed his 600th win as the Razorback skipper. Van Horn is now one of only three head coaches in the SEC with 600 or more wins at their current school. Overall, Van Horn has 973 wins as a Division I head coach, good for eighth most among all active coaches.

MURPHY AND KJERSTAD WILL HOGS PAST WILDCATS - Playing a neutral site game as part of a warmup to the Tony Gwynn Legacy Tournament, Arkansas was able to gut out a 1-0 victory over Pac-12 power Arizona. Junior pitcher Kacey Murphy showed no drop off from his strong 2017 postseason by throwing six scoreless innings and totaling six strikeouts on 73 pitches. At the plate, freshman Heston Kjerstad continued to show he belongs by hitting the solo home run that provided the victory. Kjerstad has at least one hit in all but one game this season and has a team-leading 13 RBIs.

KNIGHT MAKES THIRD-STRAIGHT OPENING WEEKEND START - For the third-straight season, Bryant, Arkansas native Blaine Knight was part of Arkansas' starting rotation for the first series of the year. Knight held Bucknell hitless over five innings in a 14-2 victory. Combined in his three opening weekend starts, Knight has struck out 12 batters in 14 innings, while allowing just two runs and walking two batters. Knight is currently tied for the best ERA in the SEC (0.53) and it's also good for top-40 in the nation.

HOGS PLATE 49 RUNS ON BUCKNELL - Arkansas cruised to a sweep over Bucknell on opening weekend. While the three wins were impressive enough, it was the amount of runs that was astounding. 49 Razorback runs crossed the plate combined over the three games including 32 in Saturday's game two. The 49 runs is the most in the first three games of a season since 1997. The sweep is the team's fifth-straight to open a season dating back to 2014, while the 32 runs in game two was just one less than the school record for runs scored in a single-game (1984).

WELCOME BACK GUYS! - Multiple Razorbacks who were injured for all of 2017 made their returns last week including: pitchers Isaiah Campbell (bone spurs), Keaton McKinney (elbow), Cody Scroggins (elbow), and infielder Hunter Wilson (leg). Campbell and McKinney were both part of

2018 SEC STANDINGS

		Conference				Overall			Last 10	Streak
		W	L	Win%	GB	W	L	Win%		
EASTERN	Kentucky	0	0	--	--	12	1	.923	9-1	W8
	Florida	0	0	--	--	12	2	.857	8-2	L1
	Missouri	0	0	--	--	10	3	.769	8-2	W5
	Vanderbilt	0	0	--	--	10	3	.769	8-2	W1
	Georgia	0	0	--	--	8	5	.615	6-4	W1
	Tennessee	0	0	--	--	8	5	.615	7-3	W1
	South Carolina	0	0	--	--	7	5	.583	6-4	L2
WESTERN	Auburn	0	0	--	--	13	0	1.000	10-0	W13
	Texas A&M	0	0	--	--	12	1	.923	9-1	W3
	Ole Miss	0	0	--	--	11	1	.917	9-1	W3
	Alabama	0	0	--	--	10	2	.833	8-2	W1
	Arkansas	0	0	--	--	9	3	.750	7-3	W1
	LSU	0	0	--	--	9	4	.692	8-2	W4
	Mississippi State	0	0	--	--	7	5	.583	7-3	W4

the starting rotation, combining for six innings and nine strikeouts. Campbell was able to earn the game two win, while McKinney was making his first competitive appearance since the 2016 season.

SHADDY GOES ALL OUT TO EARN SEC PLAYER OF THE WEEK - Carson Shaddy was the Razorbacks' most efficient hitter during the season's first weekend as he totaled an SEC-leading nine RBIs in 12 plate appearances. He was only 4-for-7 (.571) at the plate, but drew four walks to build up a .750 on-base percentage, which is third best in the league. On Opening Day, Shaddy started 2018 off with a bang, clubbing four RBIs as part of a 1-for-2 day with a home run. The four RBIs were the most for a Razorback on Opening Day since Blake Parker drove in four in 2005 against Dallas Baptist. He finished the weekend with a .571/.750/1.571 slash line.

EARLY RECOGNITION FOR BLAINE KNIGHT - Razorback junior right-hander Blaine Knight was named a Louisville Slugger Preseason Third Team All-American by Collegiate Baseball Magazine back in December. Knight was one of Arkansas' top arms in 2017, making 16 starts and compiling a 3.28 ERA in 90.2 innings pitched, the second-lowest ERA among Arkansas starting pitchers. His eight wins were good for tops on the team and were the most by an Arkansas pitcher since Chris Oliver had eight in 2014.

KOCH NAMED PRESEASON ALL-AMERICAN - Razorback junior catcher Grant Koch was named a Preseason Third Team All-American by D1Baseball.com in January. The Hog backstop was a constant in the lineup last year as he started in nearly every game (63 games), and hit .264 with a career-best 13 home runs and 42 RBIs. His home run total was the seventh most in the conference, most among catchers, and most by a Razorback catcher in the Dave Van Horn era.

ARKANSAS EARNS TOP 10 PRESEASON RANKINGS IN ALL NATIONAL POLLS - With the release of the preseason poll from the National College Baseball Writers Association, Arkansas will begin the 2018 season ranked in the top 10 of all the major national polls. The NCBWA placed the Hogs at No. 6 in this week's poll, the same placement as the Perfect Game poll, which is also the lowest of the six polls. Collegiate Baseball Magazine ranked the Razorbacks at No. 3, their highest since they were ranked No. 1 at the preseason in 2013.

HIGH MARKS IN PRESEASON SEC POLL - The Razorbacks were picked by the league's head coaches to win the Western Division and finish second overall. In the 27th annual preseason SEC poll, the Hogs picked up 12 of the 14 votes to win the division and one vote to take the league overall.

FOUR HOGS EARN PRESEASON ALL-SEC MARKS - Arkansas was one of two schools (Florida) to have four or more players earn a spot on either Preseason All-SEC team. Catcher Grant Koch led all Razorbacks as the lone first-team player, followed by Blaine Knight, Jax Biggers, and Dominic Fletcher, who make up the second team.

FLETCHER RETURNS TO CAPTAIN OUTFIELD AFTER BANNER FRESHMAN SEASON - After a year where he could be argued as the best hitting freshman in the SEC, centerfielder Dominic Fletcher is back for his sophomore year with the Hogs. Fletcher was named a freshman All-American by the NCBWA and Baseball America in 2017 after hitting .291 with 64 hits, 12 home runs, and 37 RBIs. His 12 long balls were the second most by a Razorback freshman in a season in school history trailing only Zack Cox, who hit 13 in 2009. In last year's season opener, Fletcher became the first Arkansas freshman to homer in his Razorback debut since Andy Wilkins in 2008.

National Polls

Baseball America

Week 3 (March 5)

1. Florida	12-1
2. Oregon State	12-0
3. Florida State	11-0
4. Stanford	11-1
5. Texas Tech	13-0
6. Arkansas	9-3
7. TCU	7-3
8. Kentucky	11-1
9. Texas A&M	11-1
10. Clemson	10-1
11. UCLA	9-2
12. Ole Miss	10-1
13. North Carolina	7-5
14. Virginia	8-4
15. Southern Miss	8-3
16. LSU	8-4
17. Texas	8-4
18. Indiana	9-2
19. Louisville	11-0
20. Auburn	12-0
21. Vanderbilt	10-3
22. St. John's	8-1
23. UCF	8-3
24. Coastal Carolina	10-3
25. San Diego State	8-3

D1Baseball

Week 3 (March 5)

1. Florida	12-1
2. Oregon State	12-0
3. Texas Tech	13-0
4. Florida State	11-0
5. Arkansas	9-3
6. Kentucky	11-1
7. Stanford	11-1
8. TCU	7-3
9. Ole Miss	10-1
10. Texas A&M	11-1
11. UCLA	9-2
12. Clemson	10-1
13. Louisville	11-0
14. Indiana	9-2
15. Vanderbilt	10-3
16. Southern Miss	8-3
17. Virginia	8-4
18. Auburn	12-0
19. East Carolina	8-3
20. North Carolina	7-5
21. Mississippi State	8-5
22. LSU	8-4
23. Texas	8-4
24. Coastal Carolina	10-3
25. Dallas Baptist	6-4

Perfect Game

Week 3 (March 5)

1. Florida	12-1
2. Oregon State	12-0
3. Texas Tech	13-0
4. TCU	7-3
5. Florida State	11-0
6. Kentucky	11-1
7. Stanford	11-1
8. Ole Miss	10-1
9. Arkansas	9-3
10. NC State	10-2
11. Louisville	11-0
12. Texas A&M	11-1
13. UCLA	9-2
14. LSU	8-4
15. Indiana	9-2
16. Clemson	10-1
17. Southern Miss	8-3
18. Auburn	12-0
19. Vanderbilt	10-3
20. North Carolina	7-5
21. Texas	8-4
22. Duke	9-2
23. St. John's	8-1
24. Sam Houston State	7-4
25. Oklahoma	6-6

USA Today/ESPN

Week 3 (March 5)

1. Florida (19)	12-1
2. Oregon State (11)	12-0
3. Texas Tech (1)	13-0
4. Florida State	11-0
5. Stanford	11-1
6. Kentucky	11-1
7. Arkansas	9-3
8. Texas A&M	11-1
9. Ole Miss	10-1
10. Louisville	11-0
11. Clemson	10-1
12. TCU	7-3
13. UCLA	9-2
14. Vanderbilt	10-3
15. Auburn	12-0
16. Southern Miss	8-3
18. LSU	8-4
19. Virginia	8-4
20. Texas	8-4
21. North Carolina	7-5
22. NC State	10-2
23. East Carolina	8-3
24. Coastal Carolina	10-3
25. St. John's	8-1

Collegiate Baseball

Week 3 (March 5)

1. Oregon State	12-0
2. Florida	12-1
3. Florida State	11-0
4. Texas Tech	13-0
5. Kentucky	11-1
6. Clemson	10-1
7. Stanford	11-1
8. Louisville	11-0
9. Auburn	12-0
10. Vanderbilt	10-3
11. UCLA	9-2
12. Indiana	9-2
13. LSU	8-4
14. TCU	7-3
15. Arkansas	9-3
16. Texas A&M	11-1
17. NC State	10-2
18. Stetson	9-1
19. Ole Miss	10-1
20. St. John's	8-1
21. Coastal Carolina	10-3
22. Wichita State	8-1
23. UNLV	11-1
24. Southern Miss	8-3
25. Illinois	6-3
26. Dallas Baptist	6-4
27. Virginia	8-4
28. Texas	8-4
29. Missouri State	6-3
30. Georgia Tech	8-3

NCBWA

Week 3 (March 5)

1. Florida	12-1
2. Oregon State	12-0
3. Texas Tech	13-0
4. Florida State	11-0
5. Kentucky	11-1
6. Stanford	11-1
7. TCU	7-3
8. Texas A&M	11-1
9. Ole Miss	10-1
10. Arkansas	9-3
11. UCLA	9-2
12. Louisville	11-0
13. Clemson	10-1
14. Vanderbilt	10-3
15. Indiana	9-2
16. Southern Miss	8-3
17. Auburn	12-0
18. Virginia	8-4
19. LSU	8-4
20. Texas	8-4
21. North Carolina	7-5
22. East Carolina	8-3
23. NC State	10-2
24. St. John's	8-1
25. Dallas Baptist	6-4
26. Mississippi State	6-5
27. South Alabama	7-6
28. Coastal Carolina	10-1
29. UCF	8-3
30. Arkansas State	5-3

Arkansas Week-By-Week in the Polls

	BA	D1	PG	USA TODAY	CB	NCBWA
Preseason	4	4	6	6	3	6
Week 1	4	4	6	6	3	4
Week 2	6	5	9	6	15	9
Week 3	6	5	9	7	15	10
Week 4	--	--	--	--	--	--
Week 5	--	--	--	--	--	--
Week 6	--	--	--	--	--	--
Week 7	--	--	--	--	--	--
Week 8	--	--	--	--	--	--
Week 9	--	--	--	--	--	--
Week 10	--	--	--	--	--	--
Week 11	--	--	--	--	--	--
Week 12	--	--	--	--	--	--
Week 13	--	--	--	--	--	--
Week 14	--	--	--	--	--	--
Week 15	--	--	--	--	--	--
Final	--	--	--	--	--	--

BA - Baseball America

ESPN - USA Today/ESPN

CB - Collegiate Baseball

NCBWA - National Collegiate Baseball Writers Association

PG - Perfect Game

D1 - D1Baseball.com

Head Coach Dave Van Horn



PERSONAL

Born: Sept. 17, 1960
 Hometown: Kansas City, Mo.
 Alma Mater: Arkansas (1988)
 Masters of Science: East Texas State Univ. (1992)
 Wife: Karen
 Children: Hollan, Mariel
 Named Head Coach at Arkansas: June 21, 2002

PLAYING HISTORY

1982-1984 Atlanta Braves Organization
 1982 MLB Draft: 10th Rd (Braves)
 1982 Arkansas
 1980-1981 McLennan (Texas) CC

COACHING HONORS

2004 SEC Coach of the Year
 2001 Baseball America National Coach of the Year
 2001 BIG 12 Coach of the Year
 2001 ABCA Midwest Region Coach of the Year
 2000 ABCA Midwest Region Coach of the Year
 1997 Southland Coach of the Year
 1995 Southland Coach of the Year
 1994 NCAA Division II Coach of the Year
 1994 ABCA Central Region Coach of the Year

HALL OF FAME

2013 Inducted into Winnetonka HS HOF
 2012 Inducted into Ban Johnson League HOF
 2001 Inducted into Central Missouri State HOF

After 15 years as head coach of the Razorback Baseball program, Dave Van Horn has continued to elevate Arkansas into one of the nation's premier teams year in and year out. Over his 15 seasons as head Hog, Van Horn has led Arkansas to four College World Series appearances, 14 NCAA Tournament berths, one Southeastern Conference overall title, three SEC Western Division championships and a total of 595 wins, averaging nearly 40 wins a season.

Ever since returning to his alma mater in 2003 to take over for retiring SEC legend Norm DeBriyn, Van Horn has continued to successfully field nationally competitive teams, while also grooming numerous All-Americans, all-conference and future Major League players.

Under his guidance, 20 Razorbacks have been named All-Americans, 26 as All-SEC players, and 90 have been picked in the MLB Draft. Those draft picks are the third-most among all active head coaches in the SEC.

Van Horn is the second-winningest coach in Arkansas history with 595 wins entering the 2018 season. With five more victories, he will become just the second active SEC head coach with 600 or more victories at their current school.

Including his years at Nebraska, Northwestern State and Central Missouri State, Van Horn has racked up 966 wins at four-year institutions, which is 18th-most among all active coaches. With 34 more victories, he will become one of 12 active coaches with 1,000 or more wins at four-year schools.

DVH AGAINST 2018 OPPONENTS				
	W/L	Home	Away	Neutral
Alabama	27-23	14-7	11-13	2-3
Arizona	1-2	--	--	1-2
Auburn	25-20	12-9	13-11	1-0
Bucknell	5-0	3-0	--	2-0
Florida	22-18	10-3	8-13	4-3
Georgia	20-13	12-6	8-6	0-1
Grambling State	5-0	5-0	--	--
Kent State	1-0	--	--	1-0
Kentucky	19-11	10-5	9-6	--
LSU	17-37	9-5	7-14	1-8
Memphis	7-1	2-0	3-0	2-1
Mississippi State	25-24	13-11	10-11	2-2
Missouri State	17-9	10-7	7-2	--
Ole Miss	21-32	9-15	8-13	4-4
San Diego State	8-1	4-0	4-1	--
South Carolina	20-18	8-7	9-8	3-3
Texas	2-3	--	1-2	1-1
Texas A&M	11-9	5-4	5-5	1-0
Texas Tech	2-0	--	--	2-0
ULM	4-1	4-1	--	--

VAN HORN'S CAREER NUMBERS

Year	School	Record	Pct.	Conf.	Place	Tourn.	NCAA
1989	Texarkana CC	39-18	.684	NA	NA	NA	--
1990	Texarkana CC	44-14	.759	NA	NA	NA	--
1991	Texarkana CC	45-12	.789	NA	NA	NA	--
1992	Texarkana CC	48-10	.827	NA	1st	NA	--
1993	Texarkana CC	38-18	.678	NA	NA	NA	--
	<i>Totals</i>	<i>214-72</i>	<i>.748</i>	--	--	--	--
1994	Central Missouri State	51-11	.823	15-1	1st (Div.)	1st (4-1)	NCAA DII Champs
	<i>Totals</i>	<i>51-11</i>	<i>.823</i>	<i>15-1</i>	--	<i>1 (4-1)</i>	--
1995	Northwestern State	37-15	.711	19-5	1st	DNP (0-2)	--
1996	Northwestern State	34-27	.557	14-16	2nd (Div.)	2nd (3-2)	--
1997	Northwestern State	35-23	.603	19-9	1st	DNP (0-2)	--
	<i>Totals</i>	<i>106-65</i>	<i>.620</i>	<i>52-30</i>	--	<i>3 (3-6)</i>	--
1998	Nebraska	24-20	.545	10-13	7th	DNQ	DNQ
1999	Nebraska	42-18	.700	16-9	5th	1st (4-0)	NCAA (1-2)
2000	Nebraska	51-17	.750	21-9	2nd	1st (5-1)	NCAA (4-2)
2001	Nebraska	50-16	.758	20-8	1st	1st (4-0)	CWS (5-2)
2002	Nebraska	47-21	.691	16-11	2nd	2nd (3-1)	CWS (5-3)
	<i>Totals</i>	<i>214-92</i>	<i>.699</i>	<i>67-39</i>	--	<i>4 (16-2)</i>	<i>4 (15-9)</i>
2003	Arkansas	35-22	.612	14-16	6th West	T-7th (0-2)	NCAA (1-2)
2004	Arkansas	45-24	.652	19-11	T-1st Overall	4th (2-2)	CWS (6-3)
2005	Arkansas	39-22	.636	13-17	T-5th West	T-7th (0-2)	NCAA (2-2)
2006	Arkansas	39-21	.650	18-12	2nd West	T-7th (0-2)	NCAA (1-2)
2007	Arkansas	43-21	.672	18-12	1st West	2nd (3-1)	NCAA (2-2)
2008	Arkansas	34-24	.586	14-15	4th West	DNQ	NCAA (0-2)
2009	Arkansas	41-24	.631	14-15	4th West	4th (2-2)	CWS (7-2)
2010	Arkansas	43-21	.672	18-12	2nd West	T-7th (0-2)	NCAA (3-3)
2011	Arkansas	40-22	.645	15-15	1st West	T-3rd (2-2)	NCAA (2-2)
2012	Arkansas	46-22	.676	16-14	T-2nd West	T-9th (0-2)	CWS (7-3)
2013	Arkansas	39-22	.639	18-11	2nd West	T-3rd (2-1)	NCAA (2-2)
2014	Arkansas	40-25	.615	16-14	4th West	T-3rd (3-2)	NCAA (2-2)
2015	Arkansas	40-25	.615	17-12	3rd West	T-5th (2-2)	CWS (5-3)
2016	Arkansas	26-29	.473	7-23	7th West	DNQ	DNQ
2017	Arkansas	45-19	.703	18-11	2nd West	2nd (3-2)	NCAA (3-2)
2018	Arkansas	9-3	.750	--	--	--	--
	<i>Totals</i>	<i>604-346</i>	<i>.636</i>	<i>235-210</i>	--	<i>13 (19-24)</i>	<i>14 (43-32)</i>
<i>Career Totals</i>		<i>1187-586</i>	<i>.669</i>	<i>369-280</i>	--	<i>42-33 (.560)</i>	<i>58-41 (.586)</i>

Numerical Roster

No.	Player	Pos.	B/T	Yr.	Ht.	Wt.	Hometown/Previous School
3	Jared Gates	INF	L/R	Sr	6-0	190	Wichita, Kan./Iowa Western CC/Wichita Northwest HS
4	Bryce Bonnin	RHP/INF	R/R	Fr	6-1	190	Mont Belvieu, Texas/Barbers Hill HS
5	Jacob Nesbit	INF	R/R	Fr	6-0	175	Coppell, Texas/Coppell HS
6	Hunter Wilson	INF	L/R	R-Jr	5-10	170	Spiro, Okla./Eastern OK St. JC/Stephen F. Austin/Spiro HS
7	Jack Kenley	INF	L/R	So	6-0	180	Germantown, Tenn./Houston HS
8	Eric Cole	OF	S/R	Jr	5-11	195	Southlake, Texas/Southlake Carroll HS
9	Jax Biggers	INF	L/R	Jr	5-11	185	Missouri City, Texas/Cisco JC/Ridge Point HS
10	Easton Murrell	INF	S/R	Fr	6-0	190	Prosper, Texas/Prosper HS
11	Keaton McKinney	RHP	R/R	R-Jr	6-5	225	Ankeny, Iowa/Centennial HS
12	Casey Opitz	C/INF	S/R	Fr	5-11	175	Centennial, Co./Heritage HS
13	Jordan McFarland	INF/OF	R/R	So	6-3	220	Waterloo, Ill./Waterloo HS
14	Cole Turney	OF	L/L	Fr	6-0	225	Richmond, Texas/Fort Bend Travis HS
15	Casey Martin	INF	R/R	Fr	5-11	175	Lonoke, Ark./Lonoke HS
16	Blaine Knight	RHP	R/R	Jr	6-3	165	Bryant, Ark./Bryant HS
17	Luke Bonfield	OF	R/R	Sr	6-3	215	Skillman, N.J./IMG Academy
18	Heston Kjerstad	OF	L/R	Fr	6-3	190	Amarillo, Texas/Randall HS
19	Brady Disher	C/INF	L/R	Fr	6-1	190	Trophy Club, Texas/Byron Nelson HS
20	Carson Shaddy	INF	R/R	R-Sr	5-11	185	Fayetteville, Ark./Fayetteville HS
21	Kacey Murphy	LHP	L/L	Jr	6-0	190	Rogers, Ark./Rogers Heritage HS
22	Ben McClain	OF	L/L	Fr	5-10	185	Lee's Summit, Mo./Lee's Summit West HS
24	Dominic Fletcher	OF	L/L	So	5-9	185	Cypress, Calif./Cypress HS
26	Ryan Drake	INF	R/R	Fr	6-4	190	Grapevine, Texas/Grapevine HS
27	Evan Lee	LHP/OF	R/L	So	6-2	190	Bryant, Ark./Bryant HS
28	Kole Ramage	RHP	R/R	Fr	6-1	185	Southlake, Texas/Southlake Carroll HS
29	Angus Denton	RHP	R/R	So	5-11	160	Beebe, Ark./Beebe HS
31	Caleb Bolden	RHP	R/R	Fr	6-2	170	Texarkana, Texas/Pleasant Grove HS
32	Matt Cronin	LHP	L/L	So	6-2	190	Navarre, Fla./Navarre HS
33	Grant Koch	C	R/R	Jr	6-0	195	Fayetteville, Ark./Fayetteville HS
34	Jake Reindl	RHP	R/R	Jr	6-1	200	Fayetteville, Ark./Shiloh Christian HS
35	Jacob Kostyshock	RHP	R/R	So	6-4	175	O'Fallon, Mo./Francis Howell HS
37	Weston Rogers	LHP	L/L	Jr	6-4	215	Springdale, Ark./Har-Ber HS
44	Derek Ripp	INF	L/R	Fr	6-6	230	Olathe, Kan./St. James Academy HS
45	Kevin Kopps	RHP	R/R	R-So	6-0	195	Sugar Land, Texas/George Ranch HS
46	Barrett Loseke	RHP	R/R	Jr	6-0	180	Tulsa, Okla./Jenks HS
47	Hunter Milligan	LHP	L/L	Fr	6-4	205	Greenbrier, Ark./Greenbrier HS
48	Zack Plunkett	C	R/R	R-Jr	6-2	205	Hurst, Texas/TCU/L.D. Bell HS
55	Isaiah Campbell	RHP	R/R	R-So	6-4	235	Olathe, Kan./Olathe South HS
57	Cody Scroggins	RHP	R/R	R-So	6-0	185	Bentonville, Ark./Bentonville HS
88	Zebulon Vermillion	RHP	L/R	Fr	6-4	185	Prairie Village, Kan./Shawnee Mission East HS
99	Jackson Rutledge	RHP	R/R	Fr	6-8	260	St. Louis, Mo./Rockwood Summit HS

Coaches and Support Staff

Head Coach:	2 Dave Van Horn, 16th Season (Arkansas, 1988)
Assistant Coach:	40 Wes Johnson, 2nd Season (Arkansas-Monticello, 1994)
Assistant Coach:	30 Nate Thompson, 1st Season (Dallas-Baptist, 2006)
Volunteer Assistant Coach:	25 Craig Parry, 1st Season (South Dakota State, 2008)
Student Asst. Coach:	26 Jake Arledge, 1st Season
Director of Operations:	Clay Goodwin, 11th Season (Arkansas, 2005)
Athletic Trainer:	Corey Wood (East Carolina, 2008)
Strength & Conditioning	Blaine Kinsley (Lenoir-Rhyne, 2010)
Managers:	Sean O'Neil, Cale Petrie, Hayden Sutton, Chandler Tolbert

Pronunciation Guide

Bryce Bonnin	BON-in
Jacob Nesbit	NEZ-bit
Easton Murrell	Muh-RELL
Heston Kjerstad	KERR-stad
Carson Shaddy	SHAD-eee
Kole Ramage	RAM-midge
Grant Koch	COOK
Jake Reindl	RINE-dull
Jacob Kostyshock	Cost-EE-shock
Barrett Loseke	LOW-ski

2018 Overall Statistics



2018 Arkansas Baseball Overall Statistics for Arkansas (as of Mar 04, 2018) (All games Sorted by Batting avg)



Record: 9-3 Home: 7-1 Away: 1-1 Neutral: 1-1 SEC: 0-0

Player	avg	gp-gs	ab	r	h	2b	3b	hr	rbi	tb	slg%	bb	hp	so	gdp	ob%	sf	sh	sb-att	po	a	e	fld%
18 Heston Kjerstad	.400	12-12	40	9	16	3	0	2	13	25	.625	3	8	5	2	.519	1	0	0-0	15	2	1	.944
8 Eric Cole	.395	12-12	43	15	17	0	1	3	7	28	.651	10	0	6	1	.509	0	0	4-4	28	1	0	1.000
17 Luke Bonfield	.371	12-11	35	7	13	3	0	2	8	22	.629	8	3	6	0	.522	0	0	0-0	4	0	0	1.000
9 Jax Biggers	.317	11-11	41	10	13	2	0	0	4	15	.366	7	0	7	1	.408	1	0	3-3	14	16	2	.938
33 Grant Koch	.303	11-10	33	6	10	1	0	1	6	14	.424	6	0	9	1	.400	1	0	0-0	72	4	0	1.000
3 Jared Gates	.242	12-10	33	7	8	4	0	2	9	18	.545	6	1	6	1	.375	0	1	0-0	58	8	1	.985
20 Carson Shaddy	.235	11-10	34	7	8	1	1	2	9	17	.500	5	2	11	0	.366	0	0	0-0	10	30	0	1.000
24 Dominic Fletcher	.205	12-11	44	7	9	3	0	2	11	18	.409	5	0	12	0	.280	1	0	1-1	19	2	1	.955

28 Kole Ramage	1.000	1-0	1	0	1	0	0	0	1	1	1.000	0	0	0	0	1.000	0	0	0-0	0	2	0	1.000
15 Casey Martin	.414	11-8	29	9	12	2	0	3	12	23	.793	4	1	5	0	.486	1	2	3-3	8	3	1	.917
6 Hunter Wilson	.357	9-3	14	4	5	1	0	0	5	6	.429	3	1	2	0	.500	0	0	0-0	11	6	1	.944
7 Jack Kenley	.333	8-1	6	3	2	1	0	0	3	3	.500	3	1	3	0	.545	1	0	0-0	0	4	0	1.000
12 Casey Opitz	.308	6-2	13	5	4	2	0	0	2	6	.462	1	0	4	0	.357	0	0	0-0	27	2	1	.967
27 Evan Lee	.300	5-5	10	4	3	0	0	0	3	3	.300	6	0	2	0	.529	1	0	0-0	20	3	2	.920
13 Jordan McFarland	.231	7-2	13	8	3	0	0	0	0	3	.231	1	1	1	1	.333	0	0	0-0	10	3	0	1.000
48 Zack Plunkett	.167	3-0	6	0	1	0	0	0	1	1	.167	1	0	1	0	.286	0	0	0-0	9	0	0	1.000
10 Easton Murrell	.125	5-0	8	3	1	0	0	0	1	1	.125	3	1	2	1	.417	0	0	0-0	3	3	1	.857
14 Cole Turney	.000	3-0	6	1	0	0	0	0	0	0	.000	1	0	5	0	.143	0	0	0-0	0	0	0	.000
Totals	.308	12	409	105	126	23	2	17	95	204	.499	73	19	87	8	.429	7	3	11-11	318	100	14	.968
Opponents	.202	12	381	30	77	12	1	1	23	94	.247	33	6	108	8	.276	1	5	6-7	300	110	9	.979

LOB - Team (108), Opp (78). DPs turned - Team (10), Opp (9). CI - Team (0), Opp (2). IBB - Team (4), H. Kjerstad 2, C. Shaddy 1, L. Bonfield 1. Picked off - J. Biggers 1, H. Kjerstad 1.

(All games Sorted by Earned run avg)

Player	era	w-l	app	gs	cg	sho	sv	ip	h	r	er	bb	so	2b	3b	hr	b/avg	wp	hp	bks	sfa	sha
16 Blaine Knight	0.53	2-0	3	3	0	0/1	0	17.0	11	1	1	4	15	1	0	0	.190	0	1	2	0	1
55 Isaiah Campbell	1.88	1-1	3	3	0	0/0	0	14.1	11	4	3	6	16	4	1	0	.208	1	0	0	0	0

21 Kacey Murphy	0.00	1-0	2	2	0	0/1	0	10.0	6	1	0	3	8	1	0	0	.182	0	1	0	0	0
31 Caleb Bolden	0.00	1-0	2	1	0	0/0	0	9.0	9	0	0	1	6	0	0	0	.265	0	0	0	0	0
99 Jackson Rutledge	0.00	1-0	4	0	0	0/1	1	6.2	2	2	0	4	6	0	0	0	.087	0	0	0	0	0
4 Bryce Bonnin	0.00	1-0	3	0	0	0/1	0	6.1	1	2	0	1	8	0	0	0	.048	1	1	0	0	0
35 Jacob Kostyshock	0.00	0-0	2	0	0	0/0	0	4.0	3	0	0	0	5	0	0	0	.200	1	0	0	0	0
47 Hunter Milligan	0.00	0-0	2	1	0	0/1	0	3.0	2	0	0	1	4	0	0	0	.182	0	1	0	0	0
57 Cody Scroggins	0.00	0-0	3	0	0	0/1	0	2.2	1	0	0	2	4	0	0	0	.125	0	0	0	0	1
32 Matt Cronin	1.80	2-0	4	0	0	0/1	1	10.0	3	2	2	3	11	2	0	0	.097	2	0	0	1	0
28 Kole Ramage	3.60	0-0	3	0	0	0/1	0	5.0	6	3	2	1	7	0	0	0	.316	0	0	0	0	2
34 Jake Reindl	4.50	0-1	3	0	0	0/0	1	6.0	7	4	3	1	6	2	0	0	.269	1	1	0	0	1
88 Zebulon Vermillion	4.50	0-0	2	0	0	0/0	1	4.0	6	3	2	0	4	0	0	0	.353	1	1	0	0	0
11 Keaton McKinney	4.50	0-0	1	1	0	0/0	0	2.0	1	1	1	2	2	0	0	0	.167	0	0	0	0	0
46 Barrett Loseke	9.82	0-0	3	1	0	0/0	0	3.2	5	4	4	1	4	1	0	1	.313	0	0	0	0	0
27 Evan Lee	11.57	0-1	2	0	0	0/0	0	2.1	3	3	3	3	2	1	0	0	.300	1	0	0	0	0
Totals	1.78	9-3	12	12	0	3/3	4	106.0	77	30	21	33	108	12	1	1	.202	8	6	2	1	5
Opponents	8.64	3-9	12	12	0	0/0	2	100.0	126	105	96	73	87	23	2	17	.308	17	19	3	7	3

PB - Team (3), G. Koch 3, Opp (3). Pickoffs - Team (0), Opp (2). SBA/ATT - G. Koch (4-5), C. Bolden (2-2), C. Opitz (2-2), H. Milligan (1-1), J. Reindl (1-1), I. Campbell (1-1), B. Knight (0-1), B. Bonnin (1-1).

2018 Overall Statistics



2018 Arkansas Baseball Games Summary for Arkansas (as of Mar 04, 2018) (All games)



Score by innings	1	2	3	4	5	6	7	8	9	Total
Arkansas	10	25	10	11	11	10	14	11	3	105
Opponents	1	2	3	1	10	2	6	2	3	30

Record when ...

Overall	9-3	After 6 leading	7-0
Conference	0-0 trailing	0-2
Non-Conference	9-3 tied	2-1
Home games	7-1	After 7 leading	7-0
Away games	1-1 trailing	1-2
Neutral site	1-1 tied	1-1
Day games	7-3	After 8 leading	7-0
Night games	2-0 trailing	0-2
vs Left starter	2-2 tied	1-1
vs Right starter	7-1		
1-Run games	2-2	Hit 0 home runs	1-1
2-Run games	1-1	... 1 home run	5-2
5+Run games	4-0	... 2+ home runs	3-0
Extra innings	0-0		
Shutouts	3-0	Opponent 0 home runs	9-2
	 1 home run	0-1
Scoring 0-2 runs	1-1 2+ HRs	0-0
..... 3-5 runs	3-1		
..... 6-9 runs	1-1	Made 0 errors	3-1
..... 10+ runs	4-0 1 error	3-0
	 2+ errors	3-2
Opponent 0-2 runs	7-0		
..... 3-5 runs	1-2	Opp. made 0 errors	4-2
..... 6-9 runs	1-1 1 error	3-0
..... 10+ runs	0-0 2+ errors	2-1
Scored in 1st inning	4-0		
Opp. scored in 1st	1-0	Out-hit opponent	8-2
Scores first	7-1	Out-hit by opponent	1-1
Opp. scores first	2-2	Hits are tied	0-0

Record when team scores:

Runs	0	1	2	3	4	5	6	7	8	9	10+
W-L	0-0	1-1	0-0	1-1	1-0	1-0	0-1	1-0	0-0	0-0	4-0

Record when opponent scores:

Runs	0	1	2	3	4	5	6	7	8	9	10+
W-L	3-0	2-0	2-0	0-1	1-1	0-0	1-0	0-1	0-0	0-0	0-0

Record when leading after:

Inn.	1	2	3	4	5	6	7	8
W-L	4-0	6-1	7-1	6-1	7-0	7-0	7-0	7-0

Record when trailing after:

Inn.	1	2	3	4	5	6	7	8
W-L	0-0	0-1	0-1	0-0	1-1	0-2	1-2	0-2

Record when tied after:

Inn.	1	2	3	4	5	6	7	8
W-L	5-3	3-1	2-1	3-2	1-2	2-1	1-1	1-1

Current winning streak: 1
Longest winning streak: 4
Longest losing streak: 1

Home attendance : 65940 (8 dates avg = 8242)
Away attendance : 2972 (4 dates avg = 743)
Total attendance: 68912 (12 dates avg = 5742)

#16 BLAINE

KNIGHT

RHP • 6-3 • 170 • JUNIOR

BRYANT, ARKANSAS

BRYANT HS



CAREER HIGHS

Category	High	Opponent (Last)	Date
Innings	8.0	Alabama	3/31/17
Longest Start	8.0	Alabama	3/31/17
Shortest Start	2.0	2x (at Ok. St.)	3/29/16
Longest Relief	4.1	W. Illinois	3/12/16
Hits	8	at Auburn	4/21/17
Runs	8	at Auburn	4/21/17
Earned Runs	8	at Auburn	4/21/17
Walks	4	at Auburn	4/21/17
Strikeouts	11	Mississippi St.	3/17/17

CAREER VS. 2017 OPPONENTS

Team	ERA	W-L	G-GS	IP	H	R	ER	BB-K
Arizona	1.50	0-1	1-1	6.0	5	2	1	0-10
Florida	0.00	--	1-0	1.0	2	1	0	1-1
Ole Miss	4.05	0-1	2-1	11.1	10	5	5	3-16
ULM	0.00	--	1-0	3.0	1	0	0	1-3
Auburn	34.29	0-1	1-1	2.1	8	8	8	4-1
Grambling St.	0.00	--	1-0	2.0	3	0	0	0-0
Missouri St.	6.00	--	2-1	6.0	4	4	4	3-8
Mississippi St.	1.57	2-0	3-3	17.2	13	5	3	2-21
Alabama	2.21	1-0	2-2	12.2	7	3	3	1-11
LSU	0.00	1-0	2-1	9.2	9	5	0	5-14
Texas A&M	1.11	1-1	3-1	8.1	6	2	1	0-3
Georgia	1.50	1-0	1-1	6.0	5	1	1	1-5

2017 HIGHLIGHTS

- Made 17 appearances on the mound, 16 being starts
- Named Opening Day starter against Miami (Ohio)
- Named to Golden Spikes Mid-season Watch List
- Generated a 3.28 ERA in 90.2 innings pitched, the second-lowest ERA among Razorback starting pitchers
- Compiled an 8-4 record, the most wins of any Arkansas pitcher and the most since Chris Oliver had eight in 2014
- Made his one relief appearance in the final game of the NCAA Fayetteville Regional against Missouri State, facing three batters in the eighth inning and allowing one walk
- Struck out 96 batters and walked only 20 for a 4.8 strikeout-to-walk ratio
- Strikeouts ranked second on the team and 10th in the SEC
- Set career-highs in wins (8), starts (16), innings pitched (90.2), and strikeouts (96)
- Was best among Arkansas starters in SEC play with a 6-3 record and a 3.38 ERA in 10 starts
- ERA was in top-15 among conference pitchers
- Had only one quality start in first four outings before racking up five-straight quality starts, all against SEC opponents (Mississippi State, Missouri, Alabama, LSU, Georgia)
- Had a total of eight quality starts on the year, his best coming at Alabama (March 31), where he threw eight strong innings and allowed just one earned run on three hits with seven strikeouts
- Recorded 10 or more strikeouts vs. No. 5 Arizona (March 3), Mississippi State (March 17), and Ole Miss (April 27)
- The 20 walks for the year were the 13th-lowest in the league
- Opened season a stretch of seven-straight games with one walk or less allowed
- During same span, he struck out 48 batters and had allowed only 10 earned runs in 40.1 innings

KNIGHT'S CAREER APPEARANCES

Blaine Knight 2016 Game-By-Game (Freshman)
(18 Appearances, 7 Starts)

Date	Opponent	IP	H	R-ER	BB	K	Result
2/20/16	Central Michigan*	5.0	4	2-2	0	3	W, 1-0
2/27/16	vs. #9 Houston*	2.0	4	1-1	1	3	ND
3/5/16	Eastern Illinois*	3.1	7	5-5	1	4	ND
3/12/16	Western Illinois	4.1	3	0-0	2	5	W, 2-0
3/16/16	Grambling St.	2.0	3	0-0	0	0	ND
3/29/16	at #16 Oklahoma St.*	2.0	4	3-3	1	1	ND
4/2/16	Missouri	3.1	4	1-1	1	2	ND
4/8/16	at #14 Ole Miss	4.0	3	0-0	1	6	ND
4/12/16	ULM*	3.0	1	0-0	1	3	ND
4/16/16	#2 Florida	1.0	2	1-0	1	1	ND
4/19/16	#25 Creighton	1.0	1	0-0	0	2	ND
4/23/16	at #12 Kentucky	2.1	3	0-0	1	2	ND
4/26/16	#18 Oklahoma St.	0.1	0	0-0	0	0	ND
4/30/16	#2 Texas A&M	1.0	1	0-0	0	0	ND
4/30/16	#2 Texas A&M	1.1	2	2-1	0	1	L, 2-1
5/7/16	at #13 LSU	3.2	6	5-0	2	8	ND
5/15/16	Alabama*	4.2	4	2-2	1	4	ND
5/21/16	at #4 Mississippi St.*	4.0	5	2-1	1	1	ND
TOTALS	18 G, 7 GS	48.1	57	24-16	14	46	2-1

Blaine Knight 2017 Game-By-Game (Sophomore)
(17 Appearances, 16 Starts)

Date	Opponent	IP	H	R-ER	BB	K	Result
2/17/17	Miami (Ohio)*	4.0	3	0-0	0	5	W, 1-0
2/24/17	Bryant*	5.0	4	3-3	1	4	ND
3/3/17	vs. #5 Arizona*	6.0	5	2-1	0	10	L, 1-1
3/10/17	Rhode Island*	4.1	6	2-2	0	4	ND
3/17/17	Mississippi St.*	7.0	3	1-1	0	11	W, 2-1
3/24/17	at #18 Missouri*	6.0	5	2-2	1	7	W, 3-1
3/31/17	at Alabama*	8.0	3	1-1	0	7	W, 4-1
4/7/17	#13 LSU*	6.0	3	0-0	3	6	W, 5-1
4/13/17	Georgia*	6.0	5	1-1	1	5	W, 6-1
4/21/17	at #10 Auburn*	2.1	8	8-8	4	1	L, 6-2
4/27/17	Ole Miss*	7.1	7	5-5	2	10	L, 6-3
5/4/17	at Tennessee*	5.0	5	3-3	1	2	ND
5/13/17	#25 Vanderbilt*	5.0	6	1-1	3	5	L, 6-4
5/20/17	at #22 Texas A&M*	6.0	3	0-0	0	2	W, 7-4
5/26/17	vs. Mississippi St.*	6.2	5	2-1	1	9	W, 8-4
6/3/17	#21 Missouri State*	5.1	4	4-4	2	8	ND
6/5/17	#21 Missouri State	0.2	0	0-0	1	0	ND
TOTALS	17 G, 16 GS	90.2	75	35-33	20	96	8-4

Blaine Knight 2018 Game-By-Game (Junior)
(3 Appearances, 3 Starts)

Date	Opponent	IP	H	R-ER	BB	K	Result
2/16/18	Bucknell*	5.0	0	0-0	2	4	W, 1-0
2/23/18	vs. Cal Poly*	6.0	5	1-1	1	7	ND
3/2/18	USC*	6.0	6	0-0	1	4	W, 2-0
TOTALS	3 G, 3 GS	17.0	11	1-1	4	15	2-0

2018 HIGHLIGHTS

- Has made three-straight starts of five innings or more with two consecutive quality starts heading into the series with Kent State.
- Has been part of the Opening Weekend rotation for three-straight years dating back to 2016.
- Currently sporting a team-leading 0.53 ERA, his lowest after his first three starts in his career.
- Threw a scoreless five innings on Opening Day against Bucknell and a scoreless six innings against USC. Currently has four outings of five or more innings with no runs allowed.

Game 2 Starter

#55 ISAIAH CAMPBELL

RHP • 6-4 • 225 • R-SOPHOMORE
OLATHE, KAN.
OLATHE SOUTH HS



CAREER HIGHS

Category	High	Opponent (Last)	Date
Innings	5.1	USC	3/3/18
Longest Start	5.1	USC	3/3/18
Shortest Start	2.0	Miss. Valley St.	2/23/16
Longest Relief	5.0	Alabama	5/13/16
Hits	5	San Diego State	2/24/18
Runs	3	4x (at Miss. St.)	5/20/16
Earned Runs	3	2x (at LSU)	5/7/16
Walks	3	2x (USC)	3/3/18
Strikeouts	7	2x (San Diego State)	2/24/18

CAREER VS. 2018 OPPONENTS

Team	ERA	W-L	G-GS	IP	H	R	ER	BB-K
Florida	0.00	--	1-0	2.1	3	2	0	0-3
Memphis	0.00	--	1-1	2.2	2	0	0	1-2
Ole Miss	45.00	--	1-0	0.2	3	2	1	0-1
Grambling St.	6.75	1-0	1-1	4.0	4	3	3	1-4
South Carolina	9.00	--	1-0	1.0	1	1	1	0-0
Mississippi St.	3.00	0-1	1-1	3.0	3	3	1	3-1
Alabama	0.00	--	1-0	5.0	1	0	0	1-2
LSU	27.00	--	1-0	1.0	3	3	3	2-2
Texas A&M	2.90	--	1-0	3.1	3	1	1	1-1

CAMPBELL'S CAREER APPEARANCES

Isaiah Campbell 2016 Game-By-Game (Freshman)
(13 Appearances, 6 Starts)

Date	Opponent	IP	H	R-ER	BB	K	Result
2/23/16	Miss. Valley State*	2.0	2	1-1	0	1	W, 1-0
3/9/16	Gonzaga	0.1	1	0-0	0	1	ND
3/15/16	Grambling State*	4.0	4	3-3	1	4	W, 2-0
3/18/16	at South Carolina	1.0	1	1-1	0	0	ND
4/6/16	at Memphis*	2.2	2	0-0	1	2	ND
4/9/16	at Ole Miss	0.2	3	2-1	0	1	ND
4/14/16	Florida	2.1	3	2-0	0	3	ND
4/19/16	Creighton*	3.0	2	0-0	0	2	W, 3-0
4/26/16	Oklahoma State*	3.1	3	3-2	2	2	ND
5/1/16	Texas A&M	3.1	3	1-1	1	1	ND
5/7/16	at LSU	1.0	3	3-3	2	2	ND
5/13/16	Alabama	5.0	1	0-0	1	2	ND
5/20/16	at Mississippi St.*	3.0	3	3-1	3	1	L, 3-1
TOTALS	13 G, 6 GS	31.2	31	19-13	11	23	3-1

Isaiah Campbell 2017 Game-By-Game (Sophomore)
(17 Appearances, 16 Starts)

Date	Opponent	IP	H	R-ER	BB	K	Result
2/25/17	Bryant	0.2	3	3-3	1	1	ND
TOTALS	1 G, 0 GS	0.2	3	3-3	1	1	0-0

Isaiah Campbell 2018 Game-By-Game (R-Sophomore)
(3 Appearances, 3 Starts)

Date	Opponent	IP	H	R-ER	BB	K	Result
2/17/18	Bucknell*	4.0	3	1-1	2	7	W, 1-0
2/24/18	at San Diego State*	5.0	5	2-1	1	7	ND
3/3/18	USC*	5.1	3	1-1	3	2	L, 1-1
TOTALS	3 G, 3 GS	14.1	11	4-3	6	16	1-1

2016 HIGHLIGHTS

- Made six starts in 13 appearances
- Recorded 23 strikeouts in 31.2 innings of work, while going 3-1 with a 3.69 ERA
- His 31.2 innings were the fifth-most on the team and he tied for second in wins
- Recorded first career start, strikeout and win against Mississippi Valley State (Feb. 23), going 2.0 innings in a 21-4 victory
- Earned wins against Grambling State (March 15) and No. 25 Creighton (April 19)
- Made seven appearances in SEC play with one start
- Was one of three freshmen to have at least one start in conference play
- Compiled a 3.86 ERA against SEC teams, striking out 10 batters in 16.1 innings
- Longest outing and first quality start was against Alabama (May 13), allowing one run in 5.0 innings pitched with two strikeouts
- Had a career-high four strikeouts against Grambling State (March 15)
- Turned in scoreless outings against Gonzaga (March 9), at Memphis (April 6), No. 25 Creighton (April 19) and Alabama (May 13)
- Played for the Conejo Oaks in the California Collegiate Summer Baseball League where he was named to the South All-Star Team
- Named to the 2015-16 First-Year SEC Academic Honor Roll.

2018 HIGHLIGHTS

- Made first appearance since being shutdown for the 2017 season for bone spurs on Feb. 17 vs. Bucknell.
- Struck out a career-high seven batters over four innings on 78 pitches.
- Matched his career-high in strikeouts the next week by fanning seven San Diego State batters.

Game 3 Starter

#4 BRYCE BONNIN

RHP • 6-1 • 190 • FRESHMAN
MONT BELVIEU, TEXAS
BARBERS HILL HS



BONNIN'S CAREER APPEARANCES

Bryce Bonnin 2018 Game-By-Game (Freshman)
(3 Appearances, 3 Starts)

Date	Opponent	IP	H	R-ER	BB	K	Result
2/16/18	Bucknell	1.0	1	2-0	0	1	ND
2/23/18	vs. Cal Poly	0.1	0	0-0	0	1	ND
3/1/18	Dayton	5.0	0	0-0	1	6	W, 1-0
TOTALS	3 G, 0 GS	6.1	1	2-0	1	8	1-0

SEASON HIGHS

Category	High	Opponent (Last)	Date
Innings	5.0	Dayton	3/1/18
Longest Start	--	--	--
Shortest Start	--	--	--
Longest Relief	5.0	Dayton	3/1/18
Hits	1	Bucknell	2/16/18
Runs	2	Bucknell	2/16/18
Earned Runs	--	--	--
Walks	1	Dayton	3/1/18
Strikeouts	6	Dayton	3/1/18

2018 HIGHLIGHTS

- Threw a season-high five innings against Dayton (March 1), the second-longest outing by a Razorback freshman pitcher this season.
- His six strikeouts tie for the most among freshman Razorback pitchers in one outing.

By The Numbers

RECORD RUNDOWN

Overall	9-3
vs. Top-5 Teams	0-0
vs. Top-10 Teams	0-0
vs. Top-25 Teams	0-0
vs. Unranked Teams	9-3
At home	7-1
On the road	1-1
At neutral sites	1-1
In day games	7-3
In night games	2-0
In extra innings	0-0
vs. teams .500 or better	4-2
vs. teams .500 or worse	5-1
vs. left-handed starter	2-2
vs. right-handed starter	7-1
When starter receives decision	5-1
When reliever receives decision	4-2
When starter goes 5+ innings	5-2
When starter goes less than 5 innings	4-1
When scoring first	8-1
When opponent scores first	1-2
When leading after 6 innings	7-0
When trailing after 6 innings	0-2
When tied after 6 innings	2-1
When leading after 8 innings	7-0
When trailing after 8 innings	0-2
When tied after 8 innings	2-1
In one-run games	2-2
In two-run games	1-1
Series W-L-T	3-0-0
Series sweeps/times swept	2/0
When scoring 0-2 runs	1-1
When scoring 3-5 runs	3-1
When scoring 6-9 runs	1-1
When scoring 10+ runs	4-0
Shutouts vs. times shut out	3/0
When opponent scores 5 runs or less	8-2
When opponent scores 5 runs or more	1-1
When collecting 0-3 hits	1-0
When collecting 4-6 hits	1-0
When collecting 7-9 hits	2-3
When collecting 10-12 hits	3-0
When collecting 13+ hits	2-0
When out-hitting opponent	8-2
When out-hit by opponent	1-1
When hits are equal	0-0
When hitting a home run	7-2
When opponent hits a home run	0-1
When errorless	3-1
When committing one error	3-0
When committing 2+ errors	3-2
When opponent is errorless	4-2
Vs. SEC	0-0
Vs. SEC East	0-0
Vs. SEC West	0-0
Vs. non-conference	9-3
Game 1 of weekend series	2-0
Game 2 of weekend series	1-1
Game 3 of weekend series	2-0
In February	6-2
In March	3-1
In April	0-0
In May	0-0
In June	0-0

MULTIPLE-HIT GAMES

Name	2	3	4	5+	Total
Casey Martin	3	-	1	-	4
Jax Biggers	4	-	-	-	4
Eric Cole	2	1	1	-	4
Heston Kjerstad	1	2	-	-	3
Luke Bonfield	1	1	-	-	2
Carson Shaddy	2	-	-	-	2
Jared Gates	2	-	-	-	2
Hunter Wilson	2	-	-	-	2
Casey Opitz	2	-	-	-	2

CAREER MULTIPLE-HIT GAMES

Name	2015	2016	2017	2018	Total
Jax Biggers	--	--	23	4	27
Luke Bonfield	--	14	24	2	40
Eric Cole	--	8	15	4	27
Dominic Fletcher	--	--	18	2	20
Jared Gates	--	--	5	2	7
Heston Kjerstad	--	--	--	3	3
Grant Koch	--	7	15	2	24
Carson Shaddy	5	21	15	2	43
Cole Turney	--	--	--	--	--

MULTIPLE-RBI GAMES

Name	2	3	4	5+	Total
Jared Gates	2	-	1	-	3
Dominic Fletcher	2	-	-	1	3
Luke Bonfield	-	2	-	-	2
Grant Koch	1	1	-	-	2
Heston Kjerstad	1	-	1	-	2
Casey Martin	-	-	-	2	2
Carson Shaddy	-	-	2	-	2
Evan Lee	1	-	-	-	1
Jack Kenley	1	-	-	-	1

HITTING STREAKS

Name	CURRENT	2018	CAREER
Jax Biggers	6	6	9
Luke Bonfield	--	5	8
Eric Cole	4	4	12
Dominic Fletcher	1	3	8
Grant Koch	2	3	8
Heston Kjerstad	3	5	5
Carson Shaddy	--	3	11
Evan Lee	--	1	4
Jared Gates	--	2	5

REACHED BASE

Name	CURRENT	2018	CAREER
Jax Biggers	6	6	14
Luke Bonfield	12	12	12
Eric Cole	8	8	12
Dominic Fletcher	3	3	13
Grant Koch	6	6	13
Jared Gates	--	9	17
Carson Shaddy	--	5	19
Heston Kjerstad	12	12	12
Evan Lee	--	4	7
Casey Martin	10	10	10

HOME RUNS

Career Home Runs	SOLO	2R	3R	GS	Total
Jax Biggers	3	1	-	-	4
Luke Bonfield	6	9	4	-	19
Eric Cole	6	2	-	-	8
Dominic Fletcher	8	4	2	-	14
Grant Koch	7	4	6	1	18
Jared Gates	4	4	-	-	8
Carson Shaddy	8	8	1	-	17
Casey Martin	-	1	2	-	3
Heston Kjerstad	1	-	1	-	2

BREAKDOWN

Total	17
At Baum Stadium	14
On The Road	1
At Neutral Site	2
Vs. RHP	10
Vs. LHP	7
w/ 0 Outs	4
w/ 1 Out	7
w/ 2 Outs	6
Solo	7
Two-Run	4
Three-Run	6
Grand Slam	0
Back-To-Back	0
Pinch-Hit	0
Walk-Off	0
Before the 7th Inning	13
7th Inning and Beyond	4
Opponent Total	1
Last HR Given Up ... T. Herburger (San Diego, 2/25)	
Longest Stretch Without HR Allowed	6
Current Streak of No HR Allowed	5

HOME RUN TRACKER

Player	Date	Opp.	On Base-Outs
C. Shaddy	Feb. 16	Bucknell	2-2
L. Bonfield	Feb. 17	Bucknell	2-1
C. Shaddy	Feb. 17	Bucknell	0-1
D. Fletcher	Feb. 17	Bucknell	2-1
G. Koch	Feb. 17	Bucknell	0-2
C. Martin	Feb. 17	Bucknell	2-0
J. Gates	Feb. 17	Bucknell	1-0
E. Cole	Feb. 17	Bucknell	0-1
H. Kjerstad	Feb. 21	vs. Arizona	0-2
D. Fletcher	Feb. 23	vs. Cal Poly	1-2
E. Cole	Feb. 24	at San Diego State	0-0
C. Martin	Feb. 28	Dayton	2-2
C. Martin	Feb. 28	Dayton	1-2
J. Gates	March 1	Dayton	0-1
H. Kjerstad	March 1	Dayton	2-1
L. Bonfield	March 2	USC	1-2
E. Cole	March 3	USC	0-0

By The Numbers

STARTERS GAME-BY-GAME

Opponent	W-L	IP	H	R	ER	BB	K
Bucknell	W	5.0	0	0	0	2	4
Bucknell	W	4.0	3	1	1	2	7
Bucknell	--	2.0	1	1	1	2	2
vs. Arizona	W	6.0	1	0	0	1	6
vs. Cal Poly	--	6.0	5	1	1	1	7
@ SDSU	--	5.0	5	2	1	1	7
@ San Diego	--	2.2	4	2	2	0	2
Dayton	W	6.0	7	0	0	0	6
Dayton	--	2.0	2	0	0	1	4
USC	W	6.0	6	0	0	1	4
USC	L	5.1	3	1	1	3	2
USC	--	4.0	5	1	0	2	2
Kent State	--	--	--	--	--	--	--
Kent State	--	--	--	--	--	--	--
Kent State	--	--	--	--	--	--	--
Texas	--	--	--	--	--	--	--
Texas	--	--	--	--	--	--	--
Kentucky	--	--	--	--	--	--	--
Kentucky	--	--	--	--	--	--	--
Kentucky	--	--	--	--	--	--	--
vs. Charlotte	--	--	--	--	--	--	--
@ Charlotte	--	--	--	--	--	--	--
@ Florida	--	--	--	--	--	--	--
@ Florida	--	--	--	--	--	--	--
@ Florida	--	--	--	--	--	--	--
vs. Memphis	--	--	--	--	--	--	--
@ Ole Miss	--	--	--	--	--	--	--
@ Ole Miss	--	--	--	--	--	--	--
@ Ole Miss	--	--	--	--	--	--	--
ULM	--	--	--	--	--	--	--
ULM	--	--	--	--	--	--	--
Auburn	--	--	--	--	--	--	--
Auburn	--	--	--	--	--	--	--
Auburn	--	--	--	--	--	--	--
Grambling St.	--	--	--	--	--	--	--
S. Carolina	--	--	--	--	--	--	--
S. Carolina	--	--	--	--	--	--	--
S. Carolina	--	--	--	--	--	--	--
Missouri St.	--	--	--	--	--	--	--
@ Miss. St.	--	--	--	--	--	--	--
@ Miss. St.	--	--	--	--	--	--	--
@ Miss. St.	--	--	--	--	--	--	--
Texas Tech	--	--	--	--	--	--	--
Texas Tech	--	--	--	--	--	--	--
Alabama	--	--	--	--	--	--	--
Alabama	--	--	--	--	--	--	--
Alabama	--	--	--	--	--	--	--
@ LSU	--	--	--	--	--	--	--
@ LSU	--	--	--	--	--	--	--
@ LSU	--	--	--	--	--	--	--
Texas A&M	--	--	--	--	--	--	--
@ Georgia	--	--	--	--	--	--	--
@ Georgia	--	--	--	--	--	--	--
@ Georgia	--	--	--	--	--	--	--

BULLPEN GAME-BY-GAME

Opponent	W-L-S	IP	H	R	ER	BB	K
Bucknell	--	4.0	2	2	0	0	7
Bucknell	--	5.0	4	3	3	2	5
Bucknell	W-S	7.0	5	0	0	2	6
vs. Arizona	S	3.0	1	0	0	3	5
vs. Cal Poly	L	3.0	2	3	1	2	2
@ SDSU	W	4.0	0	0	0	0	5
@ San Diego	L	5.1	8	5	4	2	5
Dayton	S	3.0	3	1	0	0	3
Dayton	W	7.0	2	0	0	1	9
USC	S	3.0	1	0	0	1	2
USC	--	3.2	2	2	2	2	2
USC	W	4.0	5	5	4	2	4
Kent State	--	--	--	--	--	--	--
Kent State	--	--	--	--	--	--	--
Kent State	--	--	--	--	--	--	--
Texas	--	--	--	--	--	--	--
Texas	--	--	--	--	--	--	--
Kentucky	--	--	--	--	--	--	--
Kentucky	--	--	--	--	--	--	--
Kentucky	--	--	--	--	--	--	--
vs. Charlotte	--	--	--	--	--	--	--
@ Charlotte	--	--	--	--	--	--	--
@ Florida	--	--	--	--	--	--	--
@ Florida	--	--	--	--	--	--	--
@ Florida	--	--	--	--	--	--	--
vs. Memphis	--	--	--	--	--	--	--
@ Ole Miss	--	--	--	--	--	--	--
@ Ole Miss	--	--	--	--	--	--	--
@ Ole Miss	--	--	--	--	--	--	--
ULM	--	--	--	--	--	--	--
ULM	--	--	--	--	--	--	--
Auburn	--	--	--	--	--	--	--
Auburn	--	--	--	--	--	--	--
Auburn	--	--	--	--	--	--	--
Grambling St.	--	--	--	--	--	--	--
S. Carolina	--	--	--	--	--	--	--
S. Carolina	--	--	--	--	--	--	--
S. Carolina	--	--	--	--	--	--	--
Missouri St.	--	--	--	--	--	--	--
@ Miss. St.	--	--	--	--	--	--	--
@ Miss. St.	--	--	--	--	--	--	--
@ Miss. St.	--	--	--	--	--	--	--
Texas Tech	--	--	--	--	--	--	--
Texas Tech	--	--	--	--	--	--	--
Alabama	--	--	--	--	--	--	--
Alabama	--	--	--	--	--	--	--
Alabama	--	--	--	--	--	--	--
@ LSU	--	--	--	--	--	--	--
@ LSU	--	--	--	--	--	--	--
@ LSU	--	--	--	--	--	--	--
Texas A&M	--	--	--	--	--	--	--
@ Georgia	--	--	--	--	--	--	--
@ Georgia	--	--	--	--	--	--	--
@ Georgia	--	--	--	--	--	--	--

RECORD PER STARTER

Pitcher (Total Starts)	Record
Blaine Knight (3)	2-1
Isaiah Campbell (3)	2-1
Keaton McKinney (1)	1-0
Kacey Murphy (2)	2-0
Barrett Loseke (1)	0-1
Caleb Bolden (1)	1-0
Hunter Milligan (1)	1-0

QUALITY STARTS

Pitcher (Total Starts)	QS	Record
Kacey Murphy (2)	1	1-0
Isaiah Campbell (3)	1	1-0
Blaine Knight (3)	2	1-1
Caleb Bolden (1)	1	1-0

RUN SUPPORT

Pitcher (Total Starts)	Runs	Per Start
Blaine Knight (3)	21	7.0
Isaiah Campbell (3)	36	12.0
Keaton McKinney (1)	3	3.0
Kacey Murphy (2)	8	4.0
Barrett Loseke (1)	6	6.0
Caleb Bolden (1)	18	18.0
Hunter Milligan (1)	11	11.0

Game-By-Game Batting Order

2018 RECORD: 9-3 • **HOME:** 7-1 • **AWAY:** 1-1 • **NEUTRAL:** 1-1 • **SEC:** 0-0 • **NCAA TOURNAMENT:** 0-0

Date	Opposing team	1	2	3	4	5	6	7	8	9
Feb. 16, 2018	BUCKNELL	Biggers	Fletcher	Cole	Bonfield	Kjerstad	Lee	Koch	Gates	Shaddy
Feb. 17, 2018	BUCKNELL	Biggers	Cole	Fletcher	Bonfield	Koch	Kjerstad	McFarland	Shaddy	Martin
Feb. 18, 2018	BUCKNELL	Biggers	Fletcher	Cole	Bonfield	Kjerstad	Lee	Koch	Gates	Shaddy
Feb. 21, 2018	vs. Arizona	Biggers	Fletcher	Cole	Bonfield	Kjerstad	Koch	Gates	Shaddy	Wilson
Feb. 23, 2018	vs. Cal Poly^	Biggers	Fletcher	Cole	Bonfield	Kjerstad	Gates	Koch	Lee	Shaddy
Feb. 24, 2018	at San Diego State^	Biggers	Cole	Fletcher	Bonfield	Kjerstad	Shaddy	Gates	Koch	Martin
Feb. 25, 2018	at San Diego^	Biggers	Cole	Fletcher	Bonfield	Kjerstad	Shaddy	Gates	Opitz	Martin
Feb. 28, 2018	DAYTON	Biggers	Cole	Kjerstad	Gates	Fletcher	Lee	Koch	Wilson	Martin
March 1, 2018	DAYTON	Martin	Cole	Kjerstad	Bonfield	Fletcher	Gates	Shaddy	Opitz	Kenley
March 2, 2018	USC	Biggers	Cole	Kjerstad	Bonfield	Fletcher	Koch	Gates	Shaddy	Martin
March 3, 2018	USC	Biggers	Cole	Kjerstad	Bonfield	Koch	McFarland	Fletcher	Shaddy	Martin
March 4, 2018	USC	Biggers	Cole	Kjerstad	Bonfield	Lee	Martin	Gates	Koch	Wilson

^ - Game played at Tony Gwynn Legacy (San Diego, Calif.)

Defensive Starting Lineups

2018 RECORD: 9-3 • HOME: 7-1 • AWAY: 1-1 • NEUTRAL: 1-1 • SEC: 0-0 • NCAA TOURNAMENT: 0-0

Date	Opposing team	C	1B	2B	3B	SS	LF	CF	RF	DH
Feb. 16, 2018	BUCKNELL	Koch	Lee	Shaddy	Gates	Biggers	Kjerstad	Fletcher	Cole	Bonfield
Feb. 17, 2018	BUCKNELL	Koch	McFarland	Shaddy	Martin	Biggers	Kjerstad	Fletcher	Cole	Bonfield
Feb. 18, 2018	BUCKNELL	Koch	Lee	Shaddy	Gates	Biggers	Kjerstad	Fletcher	Cole	Bonfield
Feb. 21, 2018	vs. Arizona	Koch	Gates	Shaddy	Wilson	Biggers	Kjerstad	Fletcher	Cole	Bonfield
Feb. 23, 2018	vs. Cal Poly^	Koch	Lee	Shaddy	Gates	Biggers	Kjerstad	Fletcher	Cole	Bonfield
Feb. 24, 2018	at San Diego State^	Koch	Gates	Shaddy	Martin	Biggers	Kjerstad	Fletcher	Cole	Bonfield
Feb. 25, 2018	at San Diego^	Opitz	Gates	Shaddy	Martin	Biggers	Kjerstad	Fletcher	Cole	Bonfield
Feb. 28, 2018	DAYTON	Koch	Gates	Martin	Wilson	Biggers	Kjerstad	Fletcher	Cole	Lee
March 1, 2018	DAYTON	Opitz	Gates	Shaddy	Martin	Kenley	Kjerstad	Fletcher	Cole	Bonfield
March 2, 2018	USC	Koch	Gates	Shaddy	Martin	Biggers	Kjerstad	Fletcher	Cole	Bonfield
March 3, 2018	USC	Koch	McFarland	Shaddy	Martin	Biggers	Kjerstad	Fletcher	Cole	Bonfield
March 4, 2018	USC	Koch	Gates	Wilson	Martin	Biggers	Bonfield	Cole	Kjerstad	Lee

^ - Game played at Tony Gwynn Legacy (San Diego, Calif.)

THE LAST TIME AN ARKANSAS PLAYER...

4 Hits in a game Eric Cole vs. USC, March 4, 2018
 5 Hits in a game Andy Wilkins at No. 9 Oklahoma (Norman Regional), May 31, 2009
 6 Hits in a game Jeremy Jackson vs. Northeastern (Okla.), April 16, 1997

2 Hits in an inning.....Evan Lee vs. Dayton, Feb. 28, 2018

2 Doubles in a game.....Chad Spanberger vs. Mississippi State (SEC Tourn.), May 26, 2017
 3 Doubles in a game.....Carson Shaddy vs. Nebraska, March 4, 2017
 4 Doubles in a gameRodney Nye vs. La. Tech, March 31, 1998
 2 Triples in a game Jax Biggers vs. Auburn (SEC Tournament), May 25, 2017

Led off a game with a HR Tim Carver vs. Oral Roberts, April 24, 2012
 2 Home runs in a gameCasey Martin vs. Dayton, Feb. 28, 2018
 3 Home runs in a game Chad Spanberger vs. Auburn (SEC Tournament), May 26, 2017
 Grand Slam Chad Spanberger vs. Auburn (SEC Tournament), May 26, 2017
 HR in consecutive ABChad Spanberger vs. Florida (SEC Tournament), May 27, 2017
 HR in 4 straight games..... Aaron Murphree vs. OSU, So. Dakota St. & Siena, March 2-8, 2008
 HR in 5 straight games..... Aaron Murphree vs. OSU, So. Dakota St. & Siena, March 2-8, 2008
 HR in 6 straight games..... Aaron Murphree vs. OSU, So. Dakota St. & Siena, March 2-9, 2008
 Pinch-hit home runChad Spanberger vs. Eastern Illinois, March 5, 2016
 Inside the park home run.....Eric Cole vs. Miami (Ohio), February 19, 2017
 Back-to-Back Home Runs Eric Cole & Chad Spanberger vs. Florida (SEC Tourn.), May 27, 2017

4 Runs in a game Luke Bonfield vs. Nebraska, March 4, 2017
 5 Runs in a gameJordan McFarland vs. Bucknell, Feb. 17, 2018
 6 Runs in a gameJeremy Jackson vs. Northeastern (Okla.), April 16, 1997

4 RBI in a gameHeston Kjerstad vs. Dayton, March 1, 2018
 5 RBI in a game.....Dominic Fletcher and Casey Martin vs. Bucknell, Feb. 17, 2018
 6 RBI in a gameCasey Martin vs. Dayton, Feb. 28, 2018
 7 RBI in a game Chad Spanberger vs. Auburn (SEC Tournament), May 25, 2017
 8 RBI in a game.....Rodney Nye vs. ORU, April 14, 1999
 9 RBI in a game.....Ryan Lundquist vs. Central Missouri St., March 4, 1997

2 Stolen bases in a game..... Jax Biggers vs. USC, March 2, 2018
 3 Stolen bases in a game..... Andrew Benintendi vs Stephen F. Austin, April 15, 2015
 4 Stolen bases in a game Logan Forsythe vs. Ole Miss, May 19, 2007
 Stole home..... Bobby Wernes vs. Ole Miss, March 28, 2015

2 Errors in a gameJackson Rutledge vs. Cal Poly (Tony Gwynn Legacy), Feb. 23, 2018
 3 Errors in a game.....Bobby Wernes, at LSU, April 12, 2014
 4 Errors in a game.....Chris Shaddy vs. TCU, April 27, 1980

9-Inning no-hitter Scott Roehl vs. Kansas St., March 20, 2001
 9-Inning combined no-hitterNick Schmidt (6.0), Brian McLelland (1.0) & Devin Collis (2.0)
 vs. Oklahoma State, February 12, 2006

7-inning combined no-hitter..... D. Taccolini (2.0), M. Cronin (3.0), & J. Alberius (2.)
 vs. Auburn (SEC Tournament), May 25, 2017

1-Hitter.....Trevor Stephan (7.0) at Tennessee, May 6, 2017
 1-Hitter combinedKacey Murphy (7.0 IP, 1H), Josh Alberius (2.0 IP, 0 H), vs. Memphis, April 18, 2017
 2-Hitter.....Kacey Murphy vs. Florida (SEC Tournament), May 27, 2017
 2-Hitter combined.Loseke (4.0 IP, 1 H), Murphy (1.2 IP, 0 H), Alberius (1.2 IP, 0 H), Harris (0.2 IP, 0 H), Willey (0.2 IP, 1 H), Rodriguez (0.1 IP, 0 H) vs. Western Illinois, March 13, 2016)

3-Hitter.....Ryne Stanek (9.0 IP), at No. 6 South Carolina, March 23, 2013
 3-Hitter combinedBlaine Knight (8.0 IP) and Dominic Taccolini (1.0 IP), at Alabama, March 31, 2017
 Complete gameKacey Murphy vs. Florida (SEC Tournament), May 27, 2017
 Complete-game shutoutKacey Murphy vs. Florida (SEC Tournament), May 27, 2017

10-inning or more startDominic Taccolini at #12 Kentucky (10 innings), April 22, 2016
 Had 10 strikeouts Trevor Stephan at No. 22 Texas A&M, May 18, 2017
 Had 11 strikeouts Trevor Stephan vs. No. 25 Vanderbilt, May 12, 2017
 Had 12 strikeouts..... Trevor Stephan vs. Oral Roberts (NCAA Regional), June 2, 2017
 Had 13 strikeouts..... Trevor Stephan vs. Rhode Island, March 10, 2017
 Had 14 strikeoutsDavid Walling vs. South Carolina, May 16, 1999
 Had 15 strikeouts Nick Schmidt vs. Auburn, May 18, 2006
 Had 16 strikeoutsDavid Walling vs. Eastern Illinois, Feb. 20, 1998
 Had 17 strikeouts.....Jess Todd vs. South Carolina (SEC Tournament), May 24, 2007

THE LAST TIME AN ARKANSAS TEAM...

Scored 10 runsvs. Gonzaga, March 9, 2016
 Scored 11 runs.....vs. Dayton, March 1, 2018
 Scored 12 runs.....vs. Auburn (SEC Tournament), May 25, 2017
 Scored 13 runs.....at Louisiana Tech, March 1, 2017
 Scored 14 runsvs. Bucknell, Feb. 16, 2018
 Scored 15 runs.....vs. Nebraska, March 4, 2017
 Scored 16 runsvs. Florida (SEC Tournament), May 27, 2017
 Scored 17 runs.....vs. Villanova, February 19, 2012
 Scored 18 runsvs. Dayton, Feb. 28, 2018
 Scored 19 runsvs. Grambling State (Fayetteville Regional), June 4, 2010
 Scored 20 runsvs. Mississippi Valley State, Feb. 24, 2016
 Scored 21 runs.....vs. Mississippi Valley State, Feb. 23, 2016
 Scored 22 runsvs. Louisiana Tech, Feb. 14, 2004
 Scored 23 runsNever
 Scored 24 runsMissouri Southern, Feb. 11, 1998
 Scored 25 runs.....Missouri Southern, Feb. 4, 2001
 Scored 26 runsvs. Iowa (in Arlington, Texas), Feb. 14, 1997
 Scored 27 runsNever
 Scored 28 runsvs. Wisconsin-Milwaukee (2), Feb. 18, 2007
 Scored 29 runsMorningside, April 6, 1968
 Scored 30 runsat South Carolina, March 30, 1997
 Scored 31-32 runs32 vs. Bucknell, Feb. 17, 2018
 Scored 33 + runs33 vs. Southwest Baptist, March 21, 1984

Had 14 hitsvs. Missouri State (NCAA Regional), June 4, 2017
 Had 15 hitsvs. Florida (SEC Tournament), May 27, 2017
 Had 16 hitsvs. ULM, March 7, 2017
 Had 17 hitsat Alabama, March 31, 2017
 Had 18 hitsat No. 28 Missouri State, April 11, 2017
 Had 19 hitsvs. Mississippi Valley State, Feb. 23, 2016
 Had 20 hitsvs. Dayton, Feb. 28, 2018
 Had 21 hitsKentucky, April 28, 2001
 Had 22 hitsvs. Bucknell, Feb. 17, 2018
 Had 23 hitsCentenary, March 31, 1999
 Had 24 hitsGeorgia, March 17, 2001
 Had 25 hitsat Centenary, March 23, 2005
 Had 26-29 hits28 at South Carolina, March 30, 1997
 Had 30 hitsvs. Saint Louis, April 7, 2010
 Had 31+ hits32 vs. Southwest Baptist, March 21, 1984

Hit four or more home runs in a game6 - Jared Gates, Luke Bonfield, Carson Shaddy, Dominic Fletcher, Grant Koch, Casey Martin vs. Bucknell, Feb. 17, 2018

4 Errors in a gameat No. 13 LSU, May 7, 2016
 5 Errors in a gamevs. #2 Florida, April 14, 2016
 6 Errors in a gamevs. Eastern Illinois, March 5, 2016
 7 Errors in a gamevs. La. Tech, March 20, 2001

Was Shutout.....vs. LSU, April 9, 2017
 Was Shutout Back-to-Backvs. LSU, April 23-24, 2005 (7-0, 6-0)
 Held to 1 hit.....vs. Missouri State, May 17, 2016
 Held to 2 hits.....vs. Ole Miss, April 27, 2017
 Held to 3 hitsvs Florida, May 21, 2015 (0-10)

Swept an SEC Home Series (three games)vs. Georgia, April 13-15, 2017
 Swept an SEC Road Series (three games).....at Alabama, April 30-May 2, 2015

Was Swept in SEC Home Seriesvs. Alabama, May 13-15, 2016
 Was Swept in SEC Road Seriesat No. 13 LSU, May 6-8, 2016

Swept a Non-conference Home Seriesvs. Dayton, Feb. 28-March 1, 2018
 Swept a Non-conference Road Series.....at McNeese State, March 23-24, 2010
 Was Swept in a Non-conference Home SeriesGonzaga, March 10-11, 2015
 Was Swept in a Non-conference Road Seriesat Nebraska, April 16, 2013
 Won a Non-conference Home Series.....vs. Alcorn State, March 14-15
 Lost a Non-conference Home Series.....vs. South Alabama, February 28-March 1, 2014
 Lost a Non-conference Road Seriesat Nebraska, April 16, 2013

Back-to-Back Shutouts.....UK (1-0) April 22 and UK (2-0) April 22-23, 2016
 Most Consecutive Shutouts4 vs. Wisconsin (March 15-16, 1980)
 Shut out an opponent at homevs. Memphis (2-0), April 18, 2017
 Shut out an opponent on the roadat Tennessee (2-0), May 6, 2017
 Shut out an SEC opponent at homevs. South Carolina (7-0), April 5, 2014
 Shut out an SEC opponent on the roadat No. 22 Texas A&M (8-0), May 20, 2017

Game-By-Game Hitting

2018 RECORD: 9-3 • HOME: 7-1 • AWAY: 1-1 • NEUTRAL: 1-1 • SEC: 0-0 • NCAA TOURNAMENT: 0-0

Date	Opponent	AB	R	H	RBI	2B	3B	HR	BB	IBB	SB	CS	HBP	SAC	SF	GDP	K	PO	A	E	Avg
Feb 16, 2018	BUCKNELL	35	14	12	12	5	0	1	15	0	0	0	3	0	1	0	8	27	5	2	.343
Feb 17, 2018	BUCKNELL	43	32	22	30	4	0	6	15	0	1	0	3	0	3	0	7	27	2	0	.436
Feb 18, 2018	BUCKNELL	30	3	9	3	1	0	1	4	0	1	0	2	0	0	2	2	27	10	1	.398
Feb 21, 2018	vs Arizona	29	1	4	1	0	0	1	3	1	0	0	1	1	0	1	10	27	6	0	.343
Feb 23, 2018	vs Cal Poly	36	3	8	3	2	0	1	1	0	0	0	0	0	0	0	10	27	12	3	.318
Feb 24, 2018	at San Diego State	28	5	3	4	1	0	1	9	1	2	0	2	1	2	0	7	27	5	2	.289
Feb 25, 2018	at San Diego	34	6	9	6	2	0	0	2	0	0	0	2	1	0	0	11	24	5	2	.285
Feb 28, 2018	DAYTON	46	18	20	16	2	0	2	6	0	0	0	3	0	0	0	5	27	10	1	.310
Mar 01, 2018	DAYTON	33	11	11	9	2	1	2	4	0	3	0	0	0	1	1	10	27	9	0	.312
Mar 02, 2018	USC	31	4	8	4	0	0	1	2	0	3	0	1	0	0	1	2	27	13	1	.307
Mar 03, 2018	USC	33	1	9	1	2	0	1	4	0	1	0	0	0	0	2	8	27	16	0	.304
Mar 04, 2018	USC	31	7	11	6	2	1	0	8	2	0	0	2	0	0	1	7	24	7	2	.308
Totals		409	105	126	95	23	2	17	73	4	11	0	19	3	7	8	87	318	100	14	.308

Game-By-Game Pitching

2018 RECORD: 9-3 • HOME: 7-1 • AWAY: 1-1 • NEUTRAL: 1-1 • SEC: 0-0 • NCAA TOURNAMENT: 0-0

Date	Opponent	IP	H	R	ER	BB	SO	2B	3B	HR	WP	BK	HBP	DP	IBB	Score	W	L	SV	ERA
Feb 16, 2018	BUCKNELL	9.0	2	2	0	2	11	0	0	0	0	0	0	1	0	14-2	1	0	0	0.00
Feb 17, 2018	BUCKNELL	9.0	7	4	4	4	12	1	0	0	2	0	0	0	0	32-4	2	0	0	2.00
Feb 18, 2018	BUCKNELL	9.0	6	1	1	4	8	2	0	0	0	0	0	2	0	3-1	3	0	1	1.67
Feb 21, 2018	vs Arizona	9.0	2	0	0	4	11	0	0	0	0	0	1	1	0	1-0	4	0	2	1.25
Feb 23, 2018	vs Cal Poly	9.0	7	4	2	3	9	1	0	0	1	1	0	1	0	3-4	4	1	2	1.40
Feb 24, 2018	at San Diego State	9.0	5	2	1	1	12	2	1	0	0	0	0	0	0	5-2	5	1	2	1.33
Feb 25, 2018	at San Diego	8.0	12	7	6	2	7	2	0	1	2	0	0	0	0	6-7	5	2	2	2.03
Feb 28, 2018	DAYTON	9.0	10	1	0	0	9	0	0	0	0	0	1	2	0	18-1	6	2	3	1.77
Mar 01, 2018	DAYTON	9.0	4	0	0	2	13	0	0	0	0	0	2	0	0	11-0	7	2	3	1.58
Mar 02, 2018	USC	9.0	7	0	0	2	6	0	0	0	0	1	1	1	0	4-0	8	2	4	1.42
Mar 03, 2018	USC	9.0	5	3	3	5	4	2	0	0	2	0	0	1	0	1-3	8	3	4	1.56
Mar 04, 2018	USC	8.0	10	6	4	4	6	2	0	0	1	0	1	1	0	7-6	9	3	4	1.78
Totals		106.0	77	30	21	33	108	12	1	1	8	2	6	10	0	105-30	9	3	4	1.78

Game Highs

TEAM GAME HIGHS (2018)

Batting

At bats:	46	vs Dayton (Feb 28, 2018)
Runs scored:	32	vs Bucknell (Feb 17, 2018)
Hits:	22	vs Bucknell (Feb 17, 2018)
RBIs:	30	vs Bucknell (Feb 17, 2018)
Doubles:	5	vs Bucknell (Feb 16, 2018)
Triples:	1	vs Dayton (Mar 01, 2018)
	1	vs USC (Mar 04, 2018)
Home runs:	6	vs Bucknell (Feb 17, 2018)
Total bases:	44	vs Bucknell (Feb 17, 2018)
Walks:	15	vs Bucknell (Feb 16, 2018)
	15	vs Bucknell (Feb 17, 2018)
Strikeouts:	11	at San Diego (Feb 25, 2018)
Sac hits:	1	vs Arizona (Feb 21, 2018 at San Diego, Calif.)
	1	at San Diego State (Feb 24, 2018)
	1	at San Diego (Feb 25, 2018)
Sac flies:	3	vs Bucknell (Feb 17, 2018)
Stolen bases:	3	vs Dayton (Mar 01, 2018)
	3	vs USC (Mar 02, 2018)
Hit by pitch:	3	vs Bucknell (Feb 16, 2018)
	3	vs Bucknell (Feb 17, 2018)
	3	vs Dayton (Feb 28, 2018)
Runners LOB:	16	vs Bucknell (Feb 16, 2018)
Hit into DP:	3	vs Bucknell (Feb 18, 2018)

Fielding

Putouts:	27	(10 games)
Assists:	16	vs USC (Mar 03, 2018)
Errors:	3	vs Cal Poly (Feb 23, 2018 at San Diego, Calif.)
Passed balls:	1	vs Arizona (Feb 21, 2018 at San Diego, Calif.)
	1	vs USC (Mar 02, 2018)
	1	vs USC (Mar 04, 2018)
DPs turned:	2	vs Bucknell (Feb 18, 2018)
	2	vs Dayton (Feb 28, 2018)

Pitching

Innings pitched:	9.0	(10 games)
Runs allowed:	7	at San Diego (Feb 25, 2018)
Earned runs:	6	at San Diego (Feb 25, 2018)
Walks allowed:	5	vs USC (Mar 03, 2018)
Strikeouts:	13	vs Dayton (Mar 01, 2018)
Hits allowed:	12	at San Diego (Feb 25, 2018)
Doubles allowed:	2	(5 games)
Triples allowed:	1	at San Diego State (Feb 24, 2018)
Homers allowed:	1	at San Diego (Feb 25, 2018)
Wild pitches:	2	vs Bucknell (Feb 17, 2018)
	2	at San Diego (Feb 25, 2018)
	2	vs USC (Mar 03, 2018)
Hit batters:	2	vs Dayton (Mar 01, 2018)

INDIVIDUAL GAME HIGHS (2018)

Batting

At bats:	6	Casey Martin vs Bucknell (Feb 17, 2018)
	6	Jordan McFarland vs Bucknell (Feb 17, 2018)
Runs scored:	5	Jordan McFarland vs Bucknell (Feb 17, 2018)
Hits:	4	Casey Martin vs Bucknell (Feb 17, 2018)
	4	Eric Cole vs USC (Mar 04, 2018)
RBIs:	6	Casey Martin vs Dayton (Feb 28, 2018)
Doubles:	1	(23 games)
Triples:	1	Carson Shaddy vs Dayton (Mar 01, 2018)
	1	Eric Cole vs USC (Mar 04, 2018)
Home runs:	2	Casey Martin vs Dayton (Feb 28, 2018)
Total bases:	8	Casey Martin vs Bucknell (Feb 17, 2018)
	8	Casey Martin vs Dayton (Feb 28, 2018)
Walks:	3	(6 games)
Strikeouts:	3	Cole Turney vs Bucknell (Feb 17, 2018)
	3	Grant Koch vs Cal Poly (Feb 23, 2018 at San Diego, Calif.)
	3	Dominic Fletcher at San Diego (Feb 25, 2018)
Sac hits:	1	Jared Gates vs Arizona (Feb 21, 2018 at San Diego, Calif.)
	1	Casey Martin at San Diego State (Feb 24, 2018)
	1	Casey Martin at San Diego (Feb 25, 2018)
Sac flies:	1	(7 games)
Stolen bases:	2	Casey Martin vs Dayton (Mar 01, 2018)
	2	Jax Biggers vs USC (Mar 02, 2018)
Hit by pitch:	2	Heston Kjerstad vs Bucknell (Feb 17, 2018)
	2	Luke Bonfield at San Diego State (Feb 24, 2018)
Runners LOB:	7	Carson Shaddy at San Diego State (Feb 24, 2018)

Fielding

Putouts:	11	(4 games)
Assists:	7	Carson Shaddy vs USC (Mar 03, 2018)
Errors:	2	Jackson Rutledge vs Cal Poly (Feb 23, 2018 at San Diego, Calif.)
Passed balls:	1	Grant Koch vs Arizona (Feb 21, 2018 at San Diego, Calif.)
	1	Grant Koch vs USC (Mar 02, 2018)
	1	Grant Koch vs USC (Mar 04, 2018)

Pitching

Innings pitched:	6.0	(4 games)
Runs allowed:	3	Kole Ramage at San Diego (Feb 25, 2018)
	3	Jake Reindl vs USC (Mar 04, 2018)
Earned runs:	2	(7 games)
Walks allowed:	3	Isaiah Campbell vs USC (Mar 03, 2018)
Strikeouts:	7	Isaiah Campbell vs Bucknell (Feb 17, 2018)
	7	Blaine Knight vs Cal Poly (Feb 23, 2018 at San Diego, Calif.)
	7	Isaiah Campbell at San Diego State (Feb 24, 2018)
Hits allowed:	7	Caleb Bolden vs Dayton (Feb 28, 2018)
Doubles allowed:	2	Isaiah Campbell at San Diego State (Feb 24, 2018)
Triples allowed:	1	Isaiah Campbell at San Diego State (Feb 24, 2018)
Homers allowed:	1	Barrett Loseke at San Diego (Feb 25, 2018)
Wild pitches:	2	Matt Cronin vs USC (Mar 03, 2018)
Hit batters:	1	(6 games)

#4 BRYCE BONNIN • FR • RHP • 6-1 • 190

CAREER HIGHS

Category	High	Opponent (Last)	Date
Innings	5.0	Dayton	3/1/18
Longest Start	--	--	--
Shortest Start	--	--	--
Longest Relief	5.0	Dayton	3/1/18
Hits	1	Bucknell	2/16/18
Runs	2	Bucknell	2/16/18
Earned Runs	--	--	--
Walks	1	Dayton	3/1/18
Strikeouts	6	Dayton	3/1/18

BONNIN'S CAREER APPEARANCES

Bryce Bonnin Game-By-Game (Freshman)
(3 Appearances, 0 Starts)

Date	Opponent	IP	H	R-ER	BB	K	Result
2/16/18	Bucknell	1.0	1	2-0	0	1	ND
2/23/18	vs. Cal Poly	0.1	0	0-0	0	1	ND
3/1/18	Dayton	5.0	0	0-0	1	6	W, 1-0
TOTALS	2 G, 0 GS	6.1	1	2-0	1	8	1-0

2018 HIGHLIGHTS

- Made his collegiate debut against Bucknell (Feb. 16), throwing one inning and striking out one.
- Earned the victory over Dayton with five innings of relief and a season-high six strikeouts on 60 pitches.

#32 MATT CRONIN • SO • LHP • 6-2 • 190

CAREER HIGHS

Category	High	Opponent (Last)	Date
Innings	4.0	at San Diego State	2/24/18
Longest Start	--	--	--
Shortest Start	--	--	--
Longest Relief	4.0	at San Diego State	2/24/18
Hits	2	3x (vs. Kansas State)	4/25/17
Runs	2	USC	3/3/18
Earned Runs	2	USC	3/3/18
Walks	3	vs. Auburn	5/25/17
Strikeouts	6	vs. Auburn	5/25/17

CRONIN'S CAREER APPEARANCES

Matt Cronin 2018 Game-By-Game (Sophomore)
(4 Appearances, 0 Starts)

Date	Opponent	IP	H	R-ER	BB	K	Result
2/18/18	Bucknell	1.0	1	0-0	0	1	W, 1-0
2/21/18	vs. Arizona	2.1	0	0-0	1	3	S, 1
2/24/18	at San Diego St.	4.0	0	0-0	0	5	W, 2-0
3/3/18	USC	2.2	2	2-2	2	2	ND
TOTALS	4 G, 0 GS	10.0	3	2-2	3	11	2-0 (1 SV)

Matt Cronin 2017 Game-By-Game (Freshman)
(15 Appearances, 0 Starts)

Date	Opponent	IP	H	R-ER	BB	K	Result
3/4/17	vs. Nebraska	1.0	0	0-0	0	2	ND
3/8/17	ULM	2.0	0	0-0	2	3	ND
3/15/17	Alcorn State	2.0	2	1-1	0	4	ND
3/22/17	New Orleans	0.0	0	1-1	1	0	ND
4/1/17	at Alabama	1.0	1	0-0	1	1	ND
4/5/17	Grand Canyon	1.0	0	0-0	0	2	ND
4/11/17	at Missouri State	1.2	1	0-0	1	2	W, 1-0
4/18/17	Memphis	1.1	2	0-0	0	2	W, 2-0
4/25/17	vs. Kansas State	3.0	2	0-0	1	5	ND
5/19/17	at No. 22 Texas A&M	0.1	0	0-0	0	0	ND
5/25/17	vs. Auburn	3.0	0	0-0	3	6	W, 3-0
5/28/17	vs. LSU	0.1	0	0-0	0	1	ND
6/2/17	Oral Roberts	0.1	0	0-0	0	1	ND
6/3/17	Missouri State	0.0	0	1-1	1	0	L, 3-1
6/4/17	Missouri State	1.0	0	1-1	2	2	ND
TOTALS	15 G, 0 GS	18.0	8	4-4	12	31	3-1

2018 HIGHLIGHTS

- Picked up the win in game three against Bucknell after pitching a scoreless inning with one strikeout.
- Earned the save against Arizona, pitching the final 2.1 innings and retiring seven of the final eight batters.
- Won his second game in three appearances after throwing four innings at San Diego State and striking out five.
- The four innings against the Aztecs was a career high.
- Currently holds the lowest opponent's batting average in the league (.043).

#35 JACOB KOSTYSHOCK • SO • RHP • 6-4 • 172

CAREER HIGHS

Category	High	Opponent (Last)	Date
Innings	3.0	at San Diego	2/25/18
Longest Start	--	--	--
Shortest Start	--	--	--
Longest Relief	3.0	at San Diego	2/25/18
Hits	3	2x (at San Diego)	2/25/18
Runs	3	vs. Nebraska	3/4/17
Earned Runs	3	vs. Nebraska	3/4/17
Walks	3	vs. Nebraska	3/4/17
Strikeouts	3	at San Diego	2/25/18

KOSTYSHOCK'S CAREER APPEARANCES

Jacob Kostyshock 2018 Game-By-Game (Sophomore)
(2 Appearances, 0 Starts)

Date	Opponent	IP	H	R-ER	BB	K	Result
2/17/18	Bucknell	1.0	0	0-0	0	2	ND
2/25/18	at San Diego	3.0	3	0-0	0	3	ND
TOTALS	2 G, 0 GS	4.0	3	0-0	0	5	0-0

Jacob Kostyshock 2017 Game-By-Game (Freshman)
(6 Appearances, 0 Starts)

Date	Opponent	IP	H	R-ER	BB	K	Result
3/4/17	vs. Nebraska	0.2	2	3-3	3	2	ND
3/8/17	ULM	2.0	0	0-0	0	2	ND
3/15/17	Alcorn State	1.0	0	0-0	0	0	ND
4/4/17	Grand Canyon	0.2	3	1-1	0	1	ND
4/13/17	Georgia	0.0	0	0-0	2	0	ND
4/25/17	vs. Kansas State	1.0	1	0-0	1	1	W, 1-0
TOTALS	6 G, 0 GS	5.2	6	4-4	6	6	1-0

2018 HIGHLIGHTS

- Threw a career-high three scoreless innings at San Diego, while striking out three batters, also a career-high.

#27 EVAN LEE • SO • LHP • 6-2 • 190

CAREER HIGHS

Category	High	Opponent (Last)	Date
Innings	2.1	vs. #30 Oklahoma St.	3/5/17
Longest Start	1.0	at Louisiana Tech	3/1/17
Shortest Start	1.0	at Louisiana Tech	3/1/17
Longest Relief	2.1	vs. #30 Oklahoma St.	3/5/17
Hits	3	2x (at #10 Auburn)	4/23/17
Runs	3	at Louisiana Tech	3/1/17
Earned Runs	3	at Louisiana Tech	3/1/17
Walks	2	Bucknell	2/17/18
Strikeouts	2	8x (at San Diego)	2/25/18

LEE'S CAREER APPEARANCES

Evan Lee 2018 Game-By-Game (Sophomore)
(2 Appearances, 0 Starts)

Date	Opponent	IP	H	R-ER	BB	K	Result
2/17/18	Bucknell	1.0	1	1-1	2	0	ND
2/25/18	at San Diego	1.1	2	2-2	1	2	L, 0-1
TOTALS	2 G, 0 GS	2.1	3	3-3	3	2	0-1

Evan Lee 2017 Game-By-Game (Freshman)
(13 Appearances, 1 Start)

Date	Opponent	IP	H	R-ER	BB	K	Result
2/26/17	Bryant	1.0	0	0-0	0	1	ND
3/1/17	at Louisiana Tech*	1.0	2	3-3	0	0	ND
3/5/17	vs. #30 Oklahoma St.	2.1	1	1-0	1	2	ND
3/15/17	Alcorn State	1.0	0	0-0	1	2	ND
3/17/17	Mississippi St.	0.1	0	0-0	0	0	ND
4/5/17	Grand Canyon	2.0	3	1-1	1	2	ND
4/11/17	at Missouri State	1.0	2	0-0	0	2	ND
4/18/17	Memphis	2.0	0	0-0	1	2	ND
4/22/17	at #10 Auburn	0.1	0	0-0	1	1	ND
4/23/17	at #10 Auburn	1.2	3	2-2	0	2	ND
4/28/17	Ole Miss	1.0	0	0-0	0	0	S, 1
5/18/17	at No. 22 Texas A&M	0.1	0	0-0	0	0	ND
5/25/17	vs. Mississippi St.	0.0	0	0-0	1	0	ND
6/4/17	Missouri State	0.1	0	0-0	0	1	S, 2
6/5/17	Missouri State	0.2	0	0-0	0	2	ND
TOTALS	13 G, 1 GS	15.0	12	7-6	6	17	0-0 (2 SV)

2017 HIGHLIGHTS

- Appeared in 18 games as an outfielder or designated hitter, while also making 15 appearances on the mound
- Hit .333 with three doubles and eight RBIs
- Also totaled a .451 on-base percentage as he reached base via seven walks and two hit by pitches
- Played in six conference games with two starts (vs. Georgia - April 15; vs. Ole Miss - April 28), hitting .222
- Scored the game-winning run to help Arkansas beat Georgia, 5-4 in 10 innings
- After reaching base earlier in the inning in a pinch hit appearance, he was able to score from second on a sacrifice bunt attempt and two Georgia errors
- Totaled four multi-hit games, including one three-hit game against Grand Canyon (April 4)
- Went 3-for-5 with two runs scored and one double in that game
- Was one of three Razorback freshman (Dominic Fletcher, Jordan McFarland) to have at least one game with three hits or more
- Also had two games with two RBIs or more (vs. Nebraska - March 4; vs. Kansas State - April 25)
- Against Kansas State, he hit a go-ahead two-RBI single in the fifth inning as the pinch hitter and later scored
- In one inning of work during the postseason, he struck out three batters, two against Missouri State (June 5) in the NCAA Regional final

#11 KEATON MCKINNEY • R-JR • RHP • 6-5 • 235

CAREER HIGHS

Category	High	Opponent (Last)	Date
Innings	8.0	Alabama	3/31/17
Longest Start	8.0	Alabama	3/31/17
Shortest Start	2.0	2x (at Ok. St.)	3/29/16
Longest Relief	4.1	W. Illinois	3/12/16
Hits	8	at Auburn	4/21/17
Runs	8	at Auburn	4/21/17
Earned Runs	8	at Auburn	4/21/17
Walks	4	at Auburn	4/21/17
Strikeouts	11	Mississippi St.	3/17/17

CAREER VS. 2017 OPPONENTS

Team	ERA	W-L	G-GS	IP	H	R	ER	BB-K
Arizona	1.50	0-1	1-1	6.0	5	2	1	0-10
Florida	0.00	--	1-0	1.0	2	1	0	1-1
Ole Miss	4.05	0-1	2-1	11.1	10	5	5	3-16
ULM	0.00	--	1-0	3.0	1	0	0	1-3
Auburn	34.29	0-1	1-1	2.1	8	8	8	4-1
Grambling St.	0.00	--	1-0	2.0	3	0	0	0-0
Missouri St.	6.00	--	2-1	6.0	4	4	4	3-8
Mississippi St.	1.57	2-0	3-3	17.2	13	5	3	2-21
Alabama	2.21	1-0	2-2	12.2	7	3	3	1-11
LSU	0.00	1-0	2-1	9.2	9	5	0	5-14
Texas A&M	1.11	1-1	3-1	8.1	6	2	1	0-3
Georgia	1.50	1-0	1-1	6.0	5	1	1	1-5

2016 HIGHLIGHTS

- Made 13 appearances with 12 starts to finish with a 6.66 ERA and a 1-5 record
- Part of starting rotation for majority of season, pitching 52.2 innings and striking out 31
- All decisions came in conference play with win coming against Auburn (March 26)
- Threw 6.0 scoreless innings in win over Auburn, giving up just three hits with three strikeouts ... Had a 6.75 ERA in conference play
- Tied a career-high of five strikeouts twice during season, vs. No. 2 Florida (April 15) and No. 2 Texas A&M (May 1)
- Went a season-long 7.0 innings vs. Eastern Illinois (March 6), giving up just one earned run while scattering four hits
- Recorded two or more strikeouts in eight of last nine appearances, all in SEC play.

2015 HIGHLIGHTS

- >>> SEC All-Freshman Team (Coaches)
- >>> Louisville Slugger Freshman All-America
- >>> SEC Pitcher of the Week (May 4)
- >>> SEC Freshman of the Week (May 18)

- Came on strong at the end of the season, posting a 5-1 record over his final 10 starts to help anchor the starting rotation
- Named to the SEC All-Freshman Team (Coaches) after going 5-0 in conference play with a 2.90 earned run average
- Earned Louisville Slugger Freshman All-America honors, becoming the 18th Freshman All-American in program history
- Was named SEC Pitcher and Freshman of the Week during the season, the only player in the league to earn both honors
- Named SEC Pitcher of the Week (May 4) after tossing a two-hit shutout at

MCKINNEY'S CAREER APPEARANCES

Keaton McKinney 2015 Game-By-Game (Freshman) (21 Appearances, 18 Starts)

Date	Opponent	IP	H	R-ER	BB	K	Result
2/13/15	North Dakota	3.1	4	1-1	1	2	ND
2/22/15	vs. Maryland*	5.0	3	1-1	2	4	ND
3/3/15	Eastern Illinois*	4.0	1	0-0	3	3	W, 1-0
3/8/15	Loyola Marymount*	3.1	3	4-4	1	3	L, 1-1
3/14/15	at Vanderbilt*	2.0	6	3-3	1	1	ND
3/17/15	SE Missouri St.*	5.0	1	1-1	3	3	ND
3/20/15	LSU	1.0	5	4-4	1	0	ND
3/25/15	at Memphis*	4.0	6	2-1	1	2	ND
3/28/15	Ole Miss*	3.0	1	1-0	2	4	ND
3/31/15	Missouri State	2.0	0	0-0	1	2	ND
4/5/15	at Auburn*	3.1	5	2-2	2	0	ND
4/12/15	Kentucky*	9.0	5	3-3	1	5	W, 2-1
4/19/15	at Texas A&M*	5.1	7	2-2	4	3	W, 3-1
4/26/15	Mississippi St.*	5.1	6	1-0	2	1	ND
5/2/15	at Alabama*	9.0	2	0-0	1	2	W, 4-1
5/10/15	Tennessee*	4.2	3	2-2	0	2	W, 5-1
5/15/15	at Georgia*	7.0	4	0-0	3	4	W, 6-1
5/20/15	vs. Florida*	1.0	0	3-3	3	1	ND
5/30/15	at Oklahoma St.*	4.0	4	2-2	2	1	ND
6/6/15	Missouri State*	1.1	3	1-1	3	0	L, 6-2
6/15/15	vs. Miami*	4.1	2	1-1	1	3	ND
TOTALS	21 G, 18 GS	87.0	71	34-31	38	46	6-2

Keaton McKinney 2017 Game-By-Game (Sophomore) (13 Appearances, 12 Starts)

Date	Opponent	IP	H	R-ER	BB	K	Result
2/21/16	Central Michigan*	4.0	4	3-2	2	1	ND
2/28/16	vs. Texas Tech*	0.2	3	5-5	2	1	ND
3/6/16	Eastern Illinois*	7.0	4	2-1	1	1	ND
3/12/16	Western Illinois*	3.2	5	3-3	4	1	ND
3/20/16	at South Carolina*	4.2	7	4-3	0	4	ND
3/26/16	Auburn*	6.0	3	0-0	5	3	W, 1-0
4/2/16	Missouri*	3.2	6	6-6	4	2	L, 1-1
4/10/16	at Ole Miss	2.0	4	2-2	0	1	ND
4/15/16	Florida*	4.0	5	3-3	3	2	L, 1-2
4/23/16	at Kentucky*	3.1	4	3-3	3	2	ND
5/1/16	Texas A&M*	5.2	6	5-1	1	5	L, 1-3
5/8	at LSU*	4.1	4	4-4	3	2	L, 1-4
5/14	Alabama*	3.2	3	6-6	5	3	L, 1-5
TOTALS	13 G, 12 GS	52.2	58	46-39	34	31	1-5

Keaton McKinney 2018 Game-By-Game (R-Junior) (1 Appearance, 11 Starts)

Date	Opponent	IP	H	R-ER	BB	K	Result
2/18/18	Bucknell*	2.0	1	1-1	2	2	ND

#28 KOLE RAMAGE • FR • RHP • 6-1 • 201

CAREER HIGHS

Category	High	Opponent (Last)	Date
Innings	2.0	2x (Dayton)	3/1/18
Longest Start	--	--	--
Shortest Start	--	--	--
Longest Relief	2.0	2x (Dayton)	3/1/18
Hits	3	at San Diego	2/25/18
Runs	3	at San Diego	2/25/18
Earned Runs	2	at San Diego	2/25/18
Walks	1	at San Diego	2/25/18
Strikeouts	4	Bucknell	2/16/18

RAMAGE'S CAREER APPEARANCES

Kole Ramage 2018 Game-By-Game (Freshman)
(3 Appearances, 0 Starts)

Date	Opponent	IP	H	R-ER	BB	K	Result
2/16/18	Bucknell	2.0	1	0-0	0	4	ND
2/25/18	at San Diego	1.0	3	3-2	1	0	ND
3/1/18	Dayton	2.0	2	0-0	0	3	ND
TOTALS	3 G, 0 GS	5.0	6	3-2	1	7	0-0

2018 HIGHLIGHTS

- Made his first collegiate appearance against Bucknell, pitching two innings with four strikeouts in seven batters faced.

#46 BARRETT LOSEKE • JR • RHP • 6-0 • 180

CAREER HIGHS

Category	High	Opponent (Last)	Date
Innings	4.2	Rhode Island	3/10/17
Longest Start	4.0	2x (at S. Carolina)	3/19/16
Shortest Start	1.0	at Ole Miss	4/10/16
Longest Relief	4.2	Rhode Island	3/10/17
Hits	4	3x (at San Diego)	2/25/18
Runs	3	5x (Missouri State)	6/4/17
Earned Runs	3	4x (Memphis)	4/18/17
Walks	3	4x (Memphis)	4/18/17
Strikeouts	7	at Louisiana Tech	3/1/17

LOSEKE'S CAREER APPEARANCES

Barrett Loseke 2018 Game-By-Game (Junior)
(3 Appearances, 1 Start)

Date	Opponent	IP	H	R-ER	BB	K	Result
2/16/18	Bucknell	1.0	0	0-0	0	2	ND
2/25/18	at San Diego*	2.2	4	2-2	0	2	ND
3/4/18	USC	0.0	1	2-2	1	0	ND
TOTALS	3 G, 1 GS	3.2	5	4-4	1	4	0-0

Barrett Loseke 2017 Game-By-Game (Sophomore)
(15 Appearances, 2 Starts)

Date	Opponent	IP	H	R-ER	BB	K	Result
2/19/17	Miami (Ohio)	1.0	0	0-0	2	2	ND
2/26/17	Bryant	2.1	4	3-3	2	3	ND
3/1/17	at Louisiana Tech	4.0	1	0-0	1	7	W, 1-0
3/10/17	Rhode Island	4.2	3	0-0	0	3	W, 2-0
3/18/17	Mississippi St.	0.0	0	0-0	1	0	ND
3/22/17	New Orleans	3.1	1	0-0	1	4	W, 3-0
3/26/17	at #18 Missouri	0.1	3	2-2	1	0	ND
4/5/17	Grand Canyon*	2.0	0	0-0	2	2	ND
4/7/17	#13 LSU	1.0	3	0-0	0	1	ND
4/11/17	at Missouri State	1.0	1	2-2	1	1	ND
4/13/17	Georgia	1.2	0	0-0	1	2	ND
4/18/17	Memphis*	3.0	3	3-3	3	2	ND
4/23/17	at #10 Auburn	0.1	1	0-0	0	0	ND
4/25/17	vs. Kansas State	0.1	1	2-2	1	0	ND
6/4/17	Missouri State	0.2	2	3-0	1	1	ND
TOTALS	15 G, 2 GS	25.2	23	15-12	17	28	3-0

Barrett Loseke 2016 Game-By-Game (Freshman)
(17 Appearances, 6 Starts)

Date	Opponent	IP	H	R-ER	BB	K	Result
2/20/16	Central Michigan	0.1	1	0-0	0	0	ND
2/23/16	Mississippi Valley St.	2.0	1	0-0	0	3	ND
2/28/16	vs. #23 Texas Tech	1.1	2	0-0	3	3	ND
3/9/16	Gonzaga	3.0	1	0-0	1	1	ND
3/13/16	Western Illinois*	4.0	1	0-0	1	4	W, 1-0
3/19/16	at #12 South Carolina*	4.0	3	2-2	3	3	ND
3/27/16	Auburn*	2.2	4	1-1	1	2	ND
4/3/16	Missouri*	3.1	2	3-3	1	4	L, 1-1
4/10/16	at #14 Ole Miss*	1.0	2	3-3	2	3	L, 1-2
4/12/16	ULM	1.0	1	0-0	0	1	ND
4/16/16	#2 Florida	0.2	0	0-0	3	2	ND
4/26/16	#18 Oklahoma St.	1.0	0	0-0	1	0	ND
4/30/16	#2 Texas A&M-2	3.2	2	0-0	0	4	ND
5/6/16	at #13 LSU	0.0	0	0-0	2	0	ND
5/8/16	at #13 LSU	1.2	1	0-0	1	2	ND
5/17	Missouri St.*	2.0	2	2-2	1	1	L, 1-3
5/20/16	at #4 Mississippi St.	1.0	1	0-0	0	2	ND
TOTALS	17 G, 6 GS	32.2	24	11-11	20	35	1-3

2018 HIGHLIGHTS

- Made his first start of the year at San Diego, throwing 2.2 innings and allowing two runs on four hits with two strikeouts.
- Has started at least one game every year since 2016.

#34 JAKE REINDL • JR • RHP • 6-1 • 200

CAREER HIGHS

Category	High	Opponent (Last)	Date
Innings	6.1	Ole Miss	4/28/17
Longest Start	--	--	--
Shortest Start	--	--	--
Longest Relief	6.1	Ole Miss	4/28/17
Hits	6	Ole Miss	4/28/17
Runs	3	USC	3/4/18
Earned Runs	2	3x (USC)	3/4/18
Walks	3	Ole Miss	4/28/17
Strikeouts	6	2x (#25 Vanderbilt)	5/14/17

REINDL'S CAREER APPEARANCES

Jake Reindl 2018 Game-By-Game (Junior)
(3 Appearances, 0 Starts)

Date	Opponent	IP	H	R-ER	BB	K	Result
2/18/18	Bucknell	1.0	1	0-0	0	1	S, 1
2/23/18	vs. Cal Poly	2.0	2	1-1	1	1	L, 0-1
3/4/18	USC	3.0	4	3-2	0	4	ND
TOTALS	3 G, 0 GS	6.0	7	4-3	1	6	0-1 (1 SV)

Jake Reindl 2017 Game-By-Game (Sophomore)
(24 Appearances, 0 Starts)

Date	Opponent	IP	H	R-ER	BB	K	Result
2/17/17	Miami (Ohio)	3.0	2	0-0	0	3	ND
2/24/17	Bryant	0.1	1	2-2	1	0	ND
3/1/17	at Louisiana Tech	2.0	3	0-0	0	2	ND
3/5/17	vs. #14 Oklahoma St.	0.0	0	0-0	1	0	ND
3/14/17	Alcorn State	2.1	4	1-1	1	1	ND
3/22/17	New Orleans	0.2	2	1-1	1	1	ND
3/25/17	at #18 Missouri	2.2	2	0-0	0	4	ND
4/1/17	at Alabama	2.2	0	0-0	0	5	ND
4/4/17	Grand Canyon	2.1	0	0-0	0	1	ND
4/9/17	#13 LSU	5.2	2	1-1	0	5	ND
4/14/17	Georgia	2.0	1	0-0	2	1	W, 1-0
4/18/17	Memphis	1.2	3	4-4	0	0	ND
4/22/17	at #10 Auburn	3.0	2	0-0	1	6	S, 1
4/25/17	vs. Kansas State	1.1	1	0-0	1	1	ND
4/28/17	Ole Miss	6.1	6	1-1	3	5	W, 2-0
5/4/17	at Tennessee	0.1	2	2-0	1	0	L, 2-1
5/12/17	#25 Vanderbilt	0.0	0	0-0	1	0	ND
5/14/17	#25 Vanderbilt	4.1	3	0-0	0	6	S, 2
5/18/17	at No. 22 Texas A&M	2.0	1	1-1	1	2	W, 3-1
5/25/17	vs. Mississippi St.	1.0	1	1-0	1	1	ND
5/26/17	vs. Mississippi St.	2.1	0	0-0	0	1	ND
6/3/17	Missouri State	1.0	0	0-0	1	0	ND
6/4/17	Oral Roberts	2.1	0	0-0	0	3	S, 3
6/4/17	Missouri State	1.1	3	2-2	0	1	W, 4-1
TOTALS	24 G, 0 GS	50.2	39	16-13	16	49	4-1 (3 SV)

Jake Reindl 2016 Game-By-Game (Freshman)
(6 Appearances, 0 Starts)

Date	Opponent	IP	H	R-ER	BB	K	Result
2/24/16	Mississippi Valley St.	1.0	0	0-0	0	2	ND
3/9/16	Gonzaga	0.1	2	2-2	0	0	ND
3/15/16	Grambling St.	1.0	1	0-0	0	0	ND
a5/17/16	Missouri St.	1.0	1	0-0	0	1	ND
5/19/16	at #4 Mississippi St.	0.2	0	0-0	0	1	ND
TOTALS	6 G, 0 GS	5.0	6	3-3	0	5	0-0

2018 HIGHLIGHTS

- Notched his first save of the season against Bucknell by throwing the final inning against Bucknell (Feb. 18) in a 3-1 victory.

#99 JACKSON RUTLEDGE • FR • RHP • 6-8 • 258

SEASON HIGHS

Category	High	Opponent (Last)	Date
Innings	3.0	USC	3/2/18
Longest Start	--	--	--
Shortest Start	--	--	--
Longest Relief	3.0	USC	3/2/18
Hits	1	2x (USC)	3/2/18
Runs	2	Bucknell	2/18/18
Earned Runs	--	--	--
Walks	1	4x (USC)	3/4/18
Strikeouts	4	Bucknell	2/18/18

RUTLEDGE'S CAREER APPEARANCES

Jackson Rutledge 2018 Game-By-Game (Freshman)
(3 Appearances, 0 Starts)

Date	Opponent	IP	H	R-ER	BB	K	Result
2/18/18	Bucknell	2.0	1	0-0	1	4	ND
2/23/18	vs. Cal Poly	0.2	0	2-0	1	0	ND
3/2/18	USC	3.0	1	0-0	1	2	S, 1
3/4/18	USC	1.0	0	0-0	1	0	W, 1-0
TOTALS	3 G, 0 GS	5.2	2	2-0	3	6	0-0 (1 SV)

2018 HIGHLIGHTS

- Made his collegiate debut against Bucknell (Feb. 18), striking out a team-high four over two innings.
- Picked up his first collegiate save against USC (March 2), going the final three innings with just one hit allowed and one walk.
- Also earned his first win in the series finale against USC (March 4), pitching a scoreless top half of the eighth, allowing his teammates to get the walk-off hit in the bottom half.

#57 CODY SCROGGINS • R-SO • RHP • 6-0 • 190

CAREER HIGHS

Category	High	Opponent (Last)	Date
Innings	1.1	at Louisiana Tech	3/1/17
Longest Start	--	--	--
Shortest Start	--	--	--
Longest Relief	1.1	at Louisiana Tech	3/1/17
Hits	2	at LSU	5/8/16
Runs	1	3x (Bryant)	2/24/17
Earned Runs	1	3x (Bryant)	2/24/17
Walks	2	vs. Arizona	2/21/18
Strikeouts	2	Bucknell	2/17/18

SCROGGINS' CAREER APPEARANCES

Cody Scroggins 2018 Game-By-Game (R-Sophomore)
(3 Appearances, 0 Starts)

Date	Opponent	IP	H	R-ER	BB	K	Result
2/17/18	Bucknell	1.0	0	0-0	0	2	ND
2/21/18	vs. Arizona	0.2	1	0-0	2	2	ND
3/3/18	USC	1.0	0	0-0	0	0	ND
TOTALS	3 G, 0 GS	2.2	1	0-0	2	4	0-0

Cody Scroggins 2017 Game-By-Game (Sophomore)
(3 Appearances, 0 Starts)

Date	Opponent	IP	H	R-ER	BB	K	Result
2/18/17	Miami (Ohio)	1.0	1	0-0	0	1	ND
2/24/17	Bryant	0.0	1	1-1	1	0	ND
3/1/17	at Louisiana Tech	1.1	1	0-0	0	0	ND
TOTALS	3 G, 0 GS	2.1	3	1-1	1	1	0-0

Cody Scroggins 2016 Game-By-Game (Freshman)
(4 Appearances, 0 Starts)

Date	Opponent	IP	H	R-ER	BB	K	Result
4/3/16	Missouri	1.0	0	0-0	0	0	ND
4/8/16	at #14 Ole Miss	1.0	0	0-0	1	1	ND
4/15/16	#2 Florida	1.0	1	1-1	1	0	ND
5/8/16	at #13 LSU	0.1	2	1-1	0	0	ND
TOTALS	4 G, 0 GS	3.1	3	2-2	2	1	0-0

2018 HIGHLIGHTS

- Came back from Tommy John surgery in 2017 to full health in 2018.
- Has yet to give up a run in three appearances and 2.2 innings pitched.
- Set career-high with two strikeouts against Bucknell (Feb. 17) and Arizona (Feb. 21).
- Transitioned from infielder to pitcher at tail end of freshman year.

#9 JAX BIGGERS • JR • INF • 5-11 • 180

CAREER HIGHS

Category	High	Opponent (Last)	Date
Hits	4	at Louisiana Tech	3/1/17
Runs	3	2x (Bucknell)	2/17/18
Doubles	2	Georgia	4/14/17
Triples	2	vs. Auburn	5/25/17
Home Runs	1	4x (at #22 Texas A&M)	5/18/17
RBI's	3	4x (vs. Florida)	5/27/17
Walks	2	6x (USC)	3/4/18
Stolen Bases	2	USC	3/2/18

SEASON HIGHS

Category	High	Opponent (Last)	Date
Hits	2	4x (USC)	3/3/18
Runs	3	Bucknell	2/17/18
Doubles	1	2x (at San Diego)	2/25/18
Triples	--	--	--
Home Runs	--	--	--
RBI's	2	at San Diego	2/25/18
Walks	2	2x (USC)	3/4/18
Stolen Bases	2	USC	3/2/18

2018 HIGHLIGHTS

- Went 1-for-3 in the season opener against Bucknell (Feb. 16) with a run scored and a walk.
- Has multi-hit games against Bucknell (Feb. 17) and at San Diego State (Feb. 24).
- Drove in two of the three runs in the second inning against San Diego (Feb. 25) on a double to left-center.
- Got the lead-off hit in the bottom of the eighth against USC (March 4) before being driven in on Eric Cole's triple to tie the game.
- Stole two bases for the first time in his Division I career against USC (March 2), making him one of two players to achieve the feat this season.

#17 LUKE BONFIELD • SR • OF • 6-3 • 205

CAREER HIGHS

Category	High	Opponent (Last)	Date
Hits	3	10x (USC)	3/3/18
Runs	4	2x (vs. Nebraska)	3/4/17
Doubles	2	3x (at #10 Auburn)	4/22/17
Triples	1	at Missouri State	4/11/17
Home Runs	1	19x (USC)	3/2/18
RBI's	5	Miss. Valley St.	2/23/16
Walks	4	at LSU	5/7/16
Stolen Bases	1	at #22 Texas A&M	5/18/17

SEASON HIGHS

Category	High	Opponent (Last)	Date
Hits	3	USC	3/3/18
Runs	3	Bucknell	2/17/18
Doubles	1	3x (USC)	3/3/18
Triples	--	--	--
Home Runs	1	2x (USC)	3/2/18
RBI's	3	2x (USC)	3/2/18
Walks	3	USC	3/4/18
Stolen Bases	--	--	--

2018 HIGHLIGHTS

- Had at least one hit in six of seven games this season, including a two-hit game against Cal Poly (Feb. 23).
- Hit a three-run home run against Bucknell (Feb. 17) and also scored three runs after reaching via walk twice.
- Tied a career-high with three hits against USC (March 3), part of a 3-for-3 day with one double and one walk.

#8 ERIC COLE • JR • OF • 5-11 • 195

CAREER HIGHS

Category	High	Opponent (Last)	Date
Hits	4	2x (USC)	3/4/18
Runs	3	3x (Bucknell)	2/17/18
Doubles	2	at #22 Texas A&M	5/19/17
Triples	1	2x (USC)	3/4/18
Home Runs	1	7x (USC)	3/3/18
RBI	2	11x (USC)	3/4/18
Walks	3	Bucknell	2/17/18
Stolen Bases	1	9x (USC)	3/3/18

SEASON HIGHS

Category	High	Opponent (Last)	Date
Hits	4	USC	3/4/18
Runs	3	Bucknell	2/17/18
Doubles	--	--	--
Triples	1	USC	3/4/18
Home Runs	1	3x (USC)	3/3/18
RBI	2	USC	3/4/18
Walks	3	Bucknell	2/17/18
Stolen Bases	1	4x (USC)	3/4/18

2018 HIGHLIGHTS

- Leads the team with three multi-hit games this season and is one of three players with two or more home runs this season.
- Went 2-for-5 on Opening Day against Bucknell (Feb. 16) with an RBI and a walk.
- Was a perfect 3-for-3 at the plate in the series finale against Bucknell (Feb. 18), including hitting his first homer of the year.
- Hit the go-ahead home run against San Diego State (Feb. 24) in the sixth inning that eventually led to a 5-2 win over the Aztecs.
- Hit the game-tying RBI-triple against USC (March 4) in the eighth inning, his second triple of his career.
- Tied a career-high with four hits against USC (March 4) with one triple, two RBIs and two runs scored.

#24 DOMINIC FLETCHER • SO • CF • 5-9 • 188

CAREER HIGHS

Category	High	Opponent (Last)	Date
Hits	3	6x (vs. Florida)	5/27/17
Runs	3	2x (vs. Florida)	5/27/17
Doubles	1	10x (Dayton)	2/28/18
Triples	1	Memphis	4/18/17
Home Runs	1	14x (vs. Cal Poly)	2/23/18
RBI	5	Bucknell	2/17/18
Walks	3	at San Diego State	2/24/18
Stolen Bases	1	2x (at San Diego State)	2/24/18

SEASON HIGHS

Category	High	Opponent (Last)	Date
Hits	2	2x (Dayton)	2/28/18
Runs	2	2x (Dayton)	2/28/18
Doubles	1	3x (Dayton)	2/28/18
Triples	--	--	--
Home Runs	1	2x (vs. Cal Poly)	2/23/18
RBI	5	Bucknell	2/17/18
Walks	3	at San Diego State	2/24/18
Stolen Bases	1	at San Diego State	2/24/18

2018 HIGHLIGHTS

- Has started every game in centerfield (7 games-7 starts).
- Went 2-for-4 with a career-high five RBIs, one home run, and one double against Bucknell (Feb. 17).
- Hit the game-tying home run against Cal Poly (Feb. 23) in the bottom of the seventh inning for his second home run of the year.
- Hit the pinch-hit walk-off single against USC (March 4) to help Arkansas claim the series over the Trojans.

#3 JARED GATES • SR • INF • 6-0 • 190

CAREER HIGHS

Category	High	Opponent (Last)	Date
Hits	3	2x (#13 LSU)	4/7/17
Runs	2	4x (Bucknell)	2/17/18
Doubles	1	7x (Dayton)	2/28/18
Triples	--	--	--
Home Runs	1	8x (Dayton)	3/1/18
RBI's	4	Bucknell	2/17/18
Walks	3	Bucknell	2/16/18
Stolen Bases	--	--	--

SEASON HIGHS

Category	High	Opponent (Last)	Date
Hits	2	2x (Dayton)	3/1/18
Runs	2	2x (Bucknell)	2/17/18
Doubles	1	4x (Dayton)	2/28/18
Triples	--	--	--
Home Runs	1	2x (Dayton)	3/1/18
RBI's	4	Bucknell	2/17/18
Walks	3	Bucknell	2/16/18
Stolen Bases	--	--	--

2018 HIGHLIGHTS

- Went a perfect 2-for-2 at the plate with a career-high four RBI's against Bucknell (Feb. 17), hitting a double and a home run.
- Had one hit on Opening Day against Bucknell (Feb. 16), but walked a team-high three times.
- Went 3-for-6 (.500) in Dayton series with multi-RBI performances in both games, while also hitting his second home run of the year.

#33 GRANT KOCH • JR • C • 6-0 • 205

CAREER HIGHS

Category	High	Opponent (Last)	Date
Hits	4	Bryant	2/26/17
Runs	3	2x (vs. Nebraska)	3/4/17
Doubles	2	3x (Alcorn State)	3/15/17
Triples	1	2x (Bryant)	2/24/17
Home Runs	1	14x (Bucknell)	2/17/18
RBI's	4	3x (vs. Nebraska)	3/4/17
Walks	3	Bucknell	2/16/18
Stolen Bases	1	Alcorn State	3/14/17

SEASON HIGHS

Category	High	Opponent (Last)	Date
Hits	2	2x (USC)	3/4/18
Runs	2	Bucknell	2/17/18
Doubles	1	USC	3/4/18
Triples	--	--	--
Home Runs	1	Bucknell	2/17/18
RBI's	3	Bucknell	2/17/18
Walks	3	Bucknell	2/16/18
Stolen Bases	--	--	--

2018 HIGHLIGHTS

- Posted a three-RBI game against Bucknell (Feb. 17), including his first home run of the season.
- One of six Razorbacks with a three or more-RBI game under his belt this season.
- Notched his first multi-hit game of the season against USC (March 4) to extend his hitting streak to five games.

#18 HESTON KJERSTAD • FR • LF • 6-3 • 203**CAREER HIGHS**

Category	High	Opponent (Last)	Date
Hits	3	2x (Dayton)	2/28/18
Runs	3	Bucknell	2/16/18
Doubles	1	3x (USC)	3/3/18
Triples	--	--	--
Home Runs	1	2x (Dayton)	3/1/18
RBIs	4	Dayton	3/1/18
Walks	2	at San Diego State	2/24/18
Stolen Bases	--	--	--

2018 HIGHLIGHTS

- Started all three games in LF against Bucknell and led all Razorback hitters with a .667 average.
- Tallied his first collegiate three-hit game on Opening Day.
- Followed it up with a multi-RBI game on Saturday, part of a 2-for-2 day.
- Hit his first collegiate home run against Arizona in the fifth inning of a 1-0 victory.
- Tallied a season-high four RBIs against Dayton (March 1) as part of a 1-for-4 day with a home run and a sacrifice fly.
- Notched at least one hit in every game of the USC series. Has only gone hitless in one game this season.

#15 CASEY MARTIN • FR • INF • 5-11 • 179**SEASON HIGHS**

Category	High	Opponent (Last)	Date
Hits	4	Bucknell	2/17/18
Runs	3	Bucknell	2/17/18
Doubles	1	2x (USC)	3/4/18
Triples	--	--	--
Home Runs	2	Dayton	2/28/18
RBIs	6	Dayton	2/28/18
Walks	1	4x (USC)	3/3/18
Stolen Bases	2	Dayton	3/1/18

2018 HIGHLIGHTS

- Notched a five-RBI game in his second appearance of the year, going 4-for-6 against Bucknell with a home run, a double, and three runs scored.
- Topped that with a six-RBI game against Dayton (Feb. 28), hitting two home runs in the process.
- Named SEC Freshman of the Week after hitting .444 over the last week, leading all Razorback hitters.
- Leads all SEC freshmen in slugging (.793) and has the third-highest average (.414).
- Is currently on a five-game hitting streak and has multi-RBI performances in four of his 11 games played.

CAREER HIGHS

Category	High	Opponent (Last)	Date
Hits	3	10x (#25 Vanderbilt)	5/14/17
Runs	3	2x (Memphis)	4/18/17
Doubles	3	vs. Nebraska	3/4/17
Triples	1	5x (Dayton)	3/1/18
Home Runs	2	Miss. Valley St.	2/24/16
RBI's	6	Grambling St.	3/15/16
Walks	2	11x (Bucknell)	2/17/18
Stolen Bases	2	at Ole Miss	4/8/16

CAREER HIGHS

Category	High	Opponent (Last)	Date
Hits	2	2x (vs. Cal Poly)	2/23/18
Runs	2	2x (at San Diego)	2/25/18
Doubles	1	Bucknell	2/17/18
Triples	1	Dayton	3/1/18
Home Runs	1	2x (Bucknell)	2/17/18
RBI's	4	2x (Bucknell)	2/17/18
Walks	2	2x (Bucknell)	2/17/18
Stolen Bases	--	--	--

2018 HIGHLIGHTS

- Opened the season with two-straight four-RBI games against Bucknell (Feb. 16-17), including a two-hit game in game two of the series.
- Hit a home run and walked twice in both games as well.
- Went 2-for-4 against Cal Poly (Feb. 23), his second multi-hit game of the year.
- Earned SEC Player of the Week honors after plating nine RBI's in 12 plate appearances during opening weekend.

QUICK FACTS

GENERAL INFORMATION

Location..... Fayetteville, Arkansas
Founded.....1871
Enrollment.....27,558
Nickname..... Razorbacks
School Colors..... Cardinal (PMS 201) and White
Conference..... Southeastern (Western Division)
System President..... Dr. Donald R. Bobbitt (Arkansas, 1980)
Chancellor..... Dr. Joseph E. Steinmetz (Central Michigan, 1977)
Athletic Director..... Hunter Yurachek (Guilford College, 1990)
Faculty Athletic Rep..... Gerald Jordan (Arkansas, 1970)
Athletics Website..... ArkansasRazorbacks.com
Ticket Office Phone..... 1-800-982-HOGS
Athletic Department Phone..... (479) 575-6533

COACHING STAFF

Head Coach..... Dave Van Horn (Arkansas, 1988)
Record at Arkansas..... 595-343 (15 seasons, .634)
Overall Division I Record..... 915-500 (23 seasons, .647)
Overall as a Head Coach..... 1,180-583 (29 seasons, .670)
Van Horn's DI Postseason App. (Total/at UA)..... 18/14
Van Horn's College World Series Appearances..... 6
(Neb: 2001, 2002; Ark: 2004, 2009, 2012, 2015)
Hitting Coach/Recruiting Coordinator.....
..... Nate Thompson (Dallas Baptist, 2006)
Pitching Coach..... Wes Johnson (Arkansas-Monticello, 1994)
Volunteer Assistant Coach... Craig Parry (South Dakota State, 2008)
Student Asst. Coach..... Jake Arledge
..... Harrison Heffley
Volunteer..... Colby Suggs
Dir. of Baseball Operations..... Clay Goodwin (Arkansas, 2005)
Athletic Trainer..... Corey Wood (East Carolina, 2008)
Strength & Conditioning... Blaine Kinsley (Lenoir-Rhyne, 2010)
Director of Video and Scouting..... Zach Barr
Managers..... Sean O'Neil
..... Cale Petrie
..... Hayden Sutton
..... Chandler Tolbert

HISTORY

Years of Varsity Baseball at Arkansas.....95
(1897, 1901-03, 05, 08-16, 19-20, 22-29, 47-17)
All-Time Program Record..... 2,148-1,363-6 (.611)
All-Time Conference Record/Years..... SEC: 379-371 (.505)/26
SWC: 264-205 (.563)/24
Combined: 643-576 (.527)/50
Conference Titles/Years..... SEC Overall: 2/1999, 2004
SEC Western Division: 4/1999, 2004, 2007, 2011
SWC: 2/1989, 1990
Conference Tournament Record/Years..... SEC: 31-39 (.443)/22
SWC: 18-25 (.419)/14
Combined: 49-64 (.434)/36
Conference Tournament Titles/Years..... SEC: None
SWC: 1/1985
NCAA Postseason Appearances.....29
(1973, 79-80, 83, 85-90, 95-96, 98-99, 2002-15, 2017)
NCAA Postseason Record.....74-63 (.540)
College World Series Appearances.....8
(1979, 1985, 1987, 1989, 2004, 2009, 2012, 2015)
College World Series Record..... 11-16 (.407)
NCAA Super Regional Appearances.....6
(2002, 2004, 2009, 2010, 2012, 2015)
NCAA Super Regional Record..... 9-6 (.600)
NCAA Regional Appearances.....28
NCAA Regional Record.....54-41 (.568)
Overall NCAA Regional Hosts..... 6 (1999, 2004, 2006, 2007, 2010, 2017)
Best NCAA Finish..... 1979 National Runner-up

GAME CREDENTIALS

Members of the media should contact John Thomas to request individual game credentials for Razorback home games. Credential requests should be made no later than noon (CT) the day before the scheduled contest and should be directed by e-mail to John Thomas. Credential requests for away games should be made to the communications contact of the home team. Only fully accredited personnel directly involved in the coverage of the game will be admitted. Credentials are non-transferable.

INTERVIEW POLICIES

Please direct all requests for interviews with coaches and players to John Thomas. For home SEC weekends, Coach Dave Van Horn will hold his weekly press conference on Thursday with players and assistant coaches available following Thursday's practice. On road SEC weekends, Coach Van Horn will hold his weekly press conference on Wednesday with players and assistant coaches available following Wednesday's practice. Players are not available for interviews on gamedays, except for post-game interviews. Post-game press conferences are held in the indoor Pitching Development Center located down the third base line. Coach Van Horn and two or three most requested Razorback players will address the media. In the event of a doubleheader, the only Arkansas player available between games for interviews is the starting pitcher of game one. The Arkansas clubhouse is off limits to the media at all times.

E-MAIL UPDATES

Members of the media may request to be added to the Arkansas communications baseball e-mail group. Subscribers will receive game notes, game stories and other information. To subscribe, send a request to John Thomas. Please identify yourself and your organization in your request as this service is only available to members of the media.

GAMEDAY MEDIA SERVICES

The Arkansas communications staff provides scorecards, rosters, updated statistics and results for each team in the Baum Stadium press box prior to home games. Box scores, play-by-play and any postgame notes are disseminated approximately 10 minutes after the conclusion of the game. An Associated Press-style game story is also produced by the communications office. Members of the media may request these stories be sent to their organization via e-mail by contacting a member of the communications office.

WIRELESS INTERNET

The Baum Stadium press box is equipped with wireless internet for use by the media. Media members should log on to the "UARK Media" network by using a password that will be provided at the stadium.

GAMEDAY LIVE STATS

Live in-game stats will be provided at <http://arkansas.statbroadcast.com>.

FACILITIES/PARKING

The Arkansas baseball team conducts all games at Baum Stadium at George Cole Field. Baum Stadium is located just off Razorback Road south of Martin Luther King, Jr., Boulevard. There is space for media parking on game day. Only cars with a parking credential will be allowed access to the parking lot.

PHOTOGRAPHERS

No cameras are allowed on the Baum Stadium playing surface during games. Photographers are encouraged to use the photo wells at the end of each dugout and behind home plate.

ARKANSAS ATHLETIC COMMUNICATIONS

The University of Arkansas athletic communications office is located on the main floor of Bud Walton Arena behind the Hog Heaven Store with office hours from 8 a.m. to 5 p.m., Monday through Friday. You can often reach us at Bud Walton after hours, but if not, please leave a message on our voice mail system.

Office: 479-575-2751 | Cell: 479-313-2564
Fax: 479-575-7481 | Press Row: 479-575-6622

Mailing Address
Razorbacks Communications
P.O. Box 7777
Fayetteville, AR 72702-7777

2018 Schedule and Results

	Opponent	Score	WP	LP	SV	Attend	Time
FEBRUARY							
16	Bucknell	W, 14-2	B. Knight	C. Van Hoose	--	7389	3:40
17	Bucknell	W, 32-4	I. Campbell	J. Grabek	--	7862	3:58
18	Bucknell	W, 3-1	M. Cronin	J. Simpson	J. Reindl	7954	2:59
21	vs. Arizona	W, 1-0	K. Murphy	R. Labaut	M. Cronin	315	3:13
23	vs. Cal Poly	L, 4-3	A. Alvarez	J. Reindl	--	450	3:06
24	at San Diego State	W, 5-2	M. Cronin	Ritcheson	--	1532	3:33
25	at San Diego	L, 7-6	A. Donatella	E. Lee	J. Friedman	675	2:45
28	Dayton	W, 18-1	C. Bolden	R. Wagner	Z. Vermillion	6897	3:37
MARCH							
1	Dayton	W, 11-0	B. Bonnin	A. Cline	--	6836	2:47
2	USC	W, 4-0	B. Knight	C. Clarke	J. Rutledge	8142	2:54
3	USC	L, 3-1	Q. Longrie	I. Campbell	C. Lunn	13472	3:07
4	USC	W, 7-6 (8)	J. Rutledge	C. Lunn	--	7388	3:43
9	Kent State	--	Baum Stadium	--	SECN+	--	3 p.m.
10	Kent State	--	Baum Stadium	--	SECN+	--	2 p.m.
11	Kent State	--	Baum Stadium	--	SECN+	--	1 p.m.
13	Texas	--	Baum Stadium	--	SEC Network	--	7 p.m.
14	Texas	--	Baum Stadium	--	SECN+	--	4 p.m.
16	Kentucky*	--	Baum Stadium	--	SECN+ (Bases Loaded)	--	6:30 p.m.
17	Kentucky*	--	Baum Stadium	--	SECN+	--	2 p.m.
18	Kentucky*	--	Baum Stadium	--	SECN+	--	1 p.m.
20	vs. Charlotte	--	Charlotte, N.C.	--	--	--	6:05 p.m.
21	at Charlotte	--	Charlotte, N.C.	--	CST	--	3 p.m.
23	at Florida*	--	Gainesville, Fla.	--	--	--	5:30 p.m.
24	at Florida*	--	Gainesville, Fla.	--	ESPN2	--	11 a.m.
25	at Florida*	--	Gainesville, Fla.	--	SEC Network	--	11 a.m.
27	vs. Memphis	--	Memphis, Tenn.	--	--	--	6:30 p.m.
29	at Ole Miss*	--	Oxford, Miss.	--	--	--	6:30 p.m.
30	at Ole Miss*	--	Oxford, Miss.	--	--	--	1:30 p.m.
APRIL							
3	ULM	--	Baum Stadium	--	SECN+	--	6:30 p.m.
4	ULM	--	Baum Stadium	--	SECN+	--	3 p.m.
6	Auburn*	--	Baum Stadium	--	SECN+	--	6:30 p.m.
7	Auburn*	--	Baum Stadium	--	SECN+	--	6 p.m.
8	Auburn*	--	Baum Stadium	--	SEC Network	--	4 p.m.
10	Grambling State	--	NLR, Ark.	--	--	--	6:30 p.m.
12	South Carolina*	--	Baum Stadium	--	SEC Network	--	6 p.m.
13	South Carolina*	--	Baum Stadium	--	SECN+	--	6:30 p.m.
14	South Carolina*	--	Baum Stadium	--	SECN+	--	2 p.m.
17	Missouri State	--	Baum Stadium	--	SECN+	--	6:30 p.m.
20	at Mississippi State*	--	Starkville, Miss.	--	--	--	6:30 p.m.
21	at Mississippi State*	--	Starkville, Miss.	--	--	--	6:30 p.m.
22	at Mississippi State*	--	Starkville, Miss.	--	--	--	1 p.m.
24	Texas Tech	--	Baum Stadium	--	SECN+	--	6:30 p.m.
25	Texas Tech	--	Baum Stadium	--	SEC Network	--	6 p.m.
27	Alabama*	--	Baum Stadium	--	SECN+	--	6:30 p.m.
28	Alabama*	--	Baum Stadium	--	SECN+	--	6 p.m.
29	Alabama*	--	Baum Stadium	--	SECN+	--	1 p.m.
MAY							
4	at LSU*	--	Baton Rouge, La.	--	--	--	7 p.m.
5	at LSU*	--	Baton Rouge, La.	--	SEC Network	--	7 p.m.
6	at LSU*	--	Baton Rouge, La.	--	--	--	2 p.m.
11	Texas A&M*	--	Baum Stadium	--	SEC Network	--	6 p.m.
12	Texas A&M*	--	Baum Stadium	--	SEC Network	--	1 p.m.
13	Texas A&M*	--	Baum Stadium	--	ESPN2	--	Noon
17	Georgia*	--	Athens, Ga.	--	SECN+	--	6 p.m.
18	Georgia*	--	Athens, Ga.	--	SECN+	--	6 p.m.
19	Georgia*	--	Athens, Ga.	--	SECN+	--	1 p.m.


TV/Radio Roster



JARED GATES
Sr. • 6-0 • 190 • L/R
INF • Wichita, Kan.




BRYCE BONNIN
Fr. • 6-1 • 190 • R/R
RHP/INF • Mont Belvieu, Texas




JACOB NESBIT
Fr. • 6-0 • 175 • R/R
INF • Coppell, Texas




HUNTER WILSON
R-Jr. • 5-10 • 170 • L/R
INF • Spiro, Okla.



JACK KENLEY
So. • 6-0 • 180 • L/R
INF • Germantown, Tenn.



ERIC COLE
Jr. • 5-11 • 195 • S/R
OF • Southlake, Texas




JAX BIGGERS
Jr. • 5-11 • 185 • L/R
INF • Missouri City, Texas




EASTON MURRELL
Fr. • 6-0 • 190 • S/R
INF • Prosper, Texas




KEATON MCKINNEY
R-Jr. • 6-5 • 225 • R/R
RHP • Ankeny, Iowa




CASEY OPITZ
Fr. • 5-11 • 175 • S/R
C/INF • Centennial, Co.




JORDAN MCFARLAND
So. • 6-3 • 220 • R/R
INF/OF • Waterloo, Ill.




COLE TURNEY
Fr. • 6-0 • 225 • L/L
OF • Richmond, Texas




CASEY MARTIN
Fr. • 5-11 • 175 • R/R
INF • Lonoke, Ark.



BLAINE KNIGHT
Jr. • 6-3 • 165 • R/R
RHP • Bryant, Ark.




LUKE BONFIELD
Sr. • 6-3 • 215 • R/R
OF/DH • Skillman, N.J.




HESTON KJERSTAD
Fr. • 6-3 • 190 • L/R
OF • Amarillo, Texas



BRADY DISHER
Fr. • 6-1 • 190 • L/R
C/INF • Trophy Club, Texas




CARSON SHADDY
R-Sr. • 5-11 • 185 • R/R
INF • Fayetteville, Ark.




KACEY MURPHY
Jr. • 6-0 • 190 • L/L
LHP • Rogers, Ark.




BEN MCCLAIN
Fr. • 5-10 • 185 • L/L
OF • Lee's Summit, Mo.




DOMINIC FLETCHER
So. • 5-9 • 185 • L/L
OF • Cypress, Calif.



RYAN DRAKE
Fr. • 6-4 • 190 • R/R
INF • Grapevine, Texas




EVAN LEE
So. • 6-2 • 190 • R/L
LHP/OF • Bryant, Ark.




KOLE RAMAGE
Fr. • 6-1 • 185 • R/R
RHP • Southlake, Texas




ANGUS DENTON
So. • 5-11 • 160 • R/R
RHP • Beebe, Ark.




CALEB BOLDEN
Fr. • 6-2 • 170 • R/R
RHP • Texarkana, Texas



MATT CRONIN
So. • 6-2 • 190 • L/L
LHP • Navarre, Fla.



GRANT KOCH
Jr. • 6-0 • 195 • R/R
C • Fayetteville, Ark.



JAKE REINDL
Jr. • 6-1 • 200 • R/R
RHP • Fayetteville, Ark.



JACOB KOSTYSHOCK
So. • 6-4 • 175 • R/R
RHP • O'Fallon, Mo.




WESTON ROGERS
Jr. • 6-4 • 215 • L/L
LHP • Springdale, Ark.




DEREK RIPP
Fr. • 6-6 • 230 • L/R
INF • Olathe, Kan.




KEVIN KOPPS
R-So. • 6-0 • 195 • R/R
RHP • Sugar Land, Texas




BARRETT LOSEKE
Jr. • 6-0 • 180 • R/R
RHP • Tulsa, Okla.



HUNTER MILLIGAN
Fr. • 6-4 • 205 • L/L
LHP • Greenbrier, Ark.




ZACK PLUNKETT
R-Jr. • 6-2 • 205 • R/R
C • Hurst, Texas




ISAIAH CAMPBELL
R-So. • 6-4 • 235 • R/R
RHP • Olathe, Kan.



CODY SCROGGINS
R-So. • 6-0 • 185 • R/R
RHP • Bentonville, Ark.



ZEBULON VERMILLION
Fr. • 6-4 • 185 • L/R
RHP • Prairie Village, Kan.




JACKSON RUTLEDGE
Fr. • 6-8 • 260 • R/R
RHP • St. Louis, Mo.




DAVE VAN HORN
Head Coach
16th Season



WES JOHNSON
Assistant Coach
2nd Season




NATE THOMPSON
Assistant Coach
1st Season




CRAIG PARRY
Volunteer Assistant
1st Season



CLAY GOODWIN
Dir. of Operations
11th Season



JAKE ARLEDGE
Student Assistant
1st Season



COLBY SUGGS
Volunteer
1st Season



HARRISON HEFFLEY
Student Assistant
1st Season