

UT ARLINGTON MAVERICKS

2018-19 MEN'S BASKETBALL INFOGRAPHIC GAME NOTES

NCAA: 2008 | NIT: 1981, 2012, 2017 | CIT: 2013, 2016

Associate AD for Communications: Jason MacBain | Cell: 315.750.0236 | Email: jason.macbain@uta.edu | Twitter: @JaBain

SCHEDULE / RESULTS

NOVEMBER (3-2)

6 UT TYLER (ESPN+) W, 90-66

10 NORTHERN IOWA (ESPN+) W, 74-65

16 TEXAS A&M-CORPUS CHRISTI (ESPN+) L, 73-67

NIT 18 UC DAVIS (ESPN+) W, 68-59

20 RV Indiana (BTN) L, 78-64

NCAA 23 RV Arkansas (SECN+) 7 PM

27 Tulsa (ESPN+) 7 PM

DECEMBER

1 UTRGV (ESPN+) 2 PM

NCAA 4 Missouri (SECN+) 7 PM

CBI 8 North Texas (C-USA TV) 5 PM

NCAA 18 #3 Gonzaga (ROOT) 8 PM

21 Cal Poly 9 PM

NCAA 28 RV Texas (LHN) 7 PM

JANUARY

NCAA 3 GEORGIA STATE* (ESPN+) 7 PM

5 GEORGIA SOUTHERN* (ESPN+) 2 PM

10 Appalachian State* (ESPN+) 6 PM

12 Coastal Carolina* (ESPN+) 1 PM

17 ARKANSAS STATE* (ESPN+) 7 PM

19 LITTLE ROCK* (ESPN+) 2 PM

24 Georgia Southern* (ESPN+) 6 PM

NCAA 26 Georgia State* (ESPN+) 12 PM

FEBRUARY

2 Texas State* (ESPN+) 4 PM

7 COASTAL CAROLINA* (ESPN+) 7 PM

9 APPALACHIAN STATE* (ESPN+) 2 PM

14 Little Rock* (ESPN+) 6:30 PM

16 Arkansas State* (ESPN+) 7 PM

NIT 21 LOUISIANA* (ESPN+) 7 PM

CIT 23 ULM* (ESPN+) 2 PM

28 South Alabama* (ESPN+) 7 PM

MARCH

2 Troy* (ESPN+) 2 PM

9 TEXAS STATE* (ESPN+) 2 PM

12 Sun Belt Tournament First Round[^] TBA

14 Sun Belt Tournament Second Round[^] TBA

15 Sun Belt Tournament Quarterfinals[^] TBA

16 Sun Belt Tournament Semifinals[^] TBA

17 Sun Belt Tournament Final[^] TBA

HOME GAME | All Times Central | *Sun Belt Game

[^]Campus Sites (#7 & #8 Host) | [^]New Orleans (Lakefront Arena)



@UTA_MBB
3-2

UT ARLINGTON @ RV ARKANSAS
Fayetteville, AR | Bud Walton Arena (19,200)
TV: SEC Network+ | Benjamin Kelly | Manny Watkins
Radio: KEXB 620 AM | TuneIn App | Josh Sours
Live Statistics: UTastats.com
Series History: Arkansas Leads, 7-0
#PlantYourFlag | #SunBeltMBB



@RazorbackMBB
3-1

The game is part of a multiple-team event (MTE) called the Hardwood Showcase, and features UT Arlington, Indiana, Arkansas, Montana State, UC Davis and Texas A&M-Corpus Christi. Each team will play – or already has played – four others from the group of six this month, with the contest this evening representing the final game of the event for UTA and Arkansas.

LEAST PRODUCTION BACK

Least % Of Points Returning From '17-'18

1) UT ARLINGTON: 3.2%

2) Mount St. Mary's: 4.4%

3) UNC Asheville: 5.5%

4) Idaho: 6.9%

5) Oakland: 8.6%

UTA entered 2018-19 having lost its top-9 scorers from last year (eight seniors; one transfer), but also welcomed 12 talented, and in many cases experienced, newcomers (more, page 2).

PROBABLE STARTERS

0

BRIAN WARREN (G)

Jr. | 5-9 | 160 | Indianapolis, IN

17.6 PPG | 1.4 RPG | 3.2 APG

Team-Best 48 FG% | Game-High Points 3x This Yr



2

DJ BRYANT (G)

Jr. | 5-11 | 185 | Sarasota, FL

6 PPG | 2 RPG | 2.8 APG | 2 SPG

Career-High 11 Pts vs. UC Davis; 5 Steals @ IU



3

AYOUB NOUHI (F)

Fr. | 6-5 | 196 | Brussels, Belgium

1 PPG | .6 RPG | .2 APG

Started Each Of The Last Two Games



10

RADSHAD DAVIS (G)

Jr. | 6-2 | 205 | Nassau, Bahamas

9.6 PPG | 7 RPG | .8 BPG

Just Missed Double-Double vs. UNI (9 pts, 11 rbs)



22

TIANDRE JACKSON-YOUNG (F)

Jr. | 6-3 | 195 | Marshall, TX

3.8 PPG | 5 RPG | .4 APG

Career-High 11 Rebounds vs. UC Davis



TOUGH SLEEPING

Arkansas will be the second-straight opponent for UTA which is receiving votes in the national polls; Indiana is the second team out of the top-25 this week. The contest with the Razorbacks starts a challenging stretch for the revamped Mavs as **five of their next nine opponents played in the NCAA Tournament last year** (list, left). Including North Texas – the reigning College Basketball Invitational Champions who are off to a 7-0 start this year – six of UTA's next nine opponents played in the postseason last year.

TWEETABLES

1) UTA is 1-13 all-time against current SEC members, with the lone victory coming at Texas A&M, 77-75, on Dec. 7, 1970 (list, page 2). The Mavs will play two SEC members in the next 12 days as they face Missouri on Dec. 4.

2) After getting down 20 points early in the 2nd half Tuesday at Indiana, UTA cut the IU lead to just one, 61-60, with six minutes remaining before the Hoosiers closed on a 17-4 run for a 78-64 win.

3) That performance was another solid early-season showing for the revamped Mavs as they already own victories over perennially-strong mid-major Northern Iowa and a UC Davis team which returns four starters from a Big West Regular Season Championship and NIT appearance.

4) UTA ranks in the top-20 in the nation early in the season in free-throw percentage (19th, 78.4) and defensive 3-point percentage (18th, 23.6).

5) Of the 363 points UTA has scored this year, 330 (91 percent) are from players who did not play for the Mavs last season.

Please refer to the University of Texas at Arlington as **UT Arlington**. UTA is acceptable on second reference. Using Texas-Arlington, UT-Arlington or any other form is incorrect.

ABOUT THE UT ARLINGTON MAVERICKS

GENERAL INFORMATION

Location.....	Arlington, Texas
Global Enrollment.....	59,836
Founded.....	1895
Colors.....	Royal Blue, Orange, & White
Nickname.....	Mavericks
Home Court.....	College Park Center
Capacity.....	7,000
Conference Affiliation.....	Sun Belt Conference
President.....	Dr. Vistasp Karbhari
Director of Athletics.....	Jim Baker

MEN'S BASKETBALL STAFF

Head Coach.....	Chris Ogden (Texas '04 / 1st Year)
Record At UTA.....	3-2
Career Record.....	3-2
Associate Head Coach.....	Greg Young (Howard Payne '86 / 10th Year)
Assistant Coach.....	Royce Johnson (Thomas Edison '13 / 1st Year)
Assistant Coach.....	Riley Davis (Texas '11 / 1st Year)
Director Of Operations.....	Jarred Jackson (Lander '07 / 1st Year)
Graduate Assistant/Operations.....	Parker Eidson (Tennessee '16 / 1st Year)
Graduate Assistant/Analytics.....	Matt McGann (Oklahoma State '17 / 1st Year)
Athletic Trainer.....	Chris Marrs

2017-18 REVIEW

Overall Record.....	21-13
Sun Belt Record.....	10-8
Sun Belt Finish.....	4th
Sun Belt Tournament Finish.....	Finals
Postseason.....	None

MEN'S BASKETBALL HISTORY

First Year of Basketball.....	1959-60
Total Years of Basketball.....	60 (Including This Year)
All-Time Win-Loss Record.....	736-920
Overall Record in College Park Center (2012-Present).....	71-24

Years In Sun Belt Conference.....	5 (2013-Present)
All-Time Sun Belt Win-Loss Record.....	56-38 (.595)
Sun Belt Regular Season Championships.....	1 (2017)
Sun Belt Tournament Championships.....	0

Years In Western Athletic Conference.....	1 (2012-13)
All-Time WAC Win-Loss Record.....	11-7 (.611)
WAC Regular Season Championships.....	0


Years In Southland Conference.....	48 (1964-2012)
All-Time Southland Win-Loss Record.....	289-354 (.442)
Southland Regular Season Championships.....	2 (2004, 2012)
Southland Tournament Championships.....	1 (2008)

NCAA Tournament Appearances.....	1 (2008)
Record In The NCAA Tournament.....	0-1
NIT Appearances.....	3 (1981, 2012, 2017)
Record In The NIT.....	2-3
CIT Appearances.....	2 (2013, 2016)
Record In The CIT.....	1-2

ATHLETIC COMMUNICATIONS

Associate AD for Communications.....	Jason MacBain
Cell Phone.....	315.750.0236
E-Mail.....	jason.macbain@uta.edu
Mailing Address.....	Box 19950, Arlington, TX 76019
Overnight/Shipping Address.....	601 Spaniolo Drive
.....	College Park Center, Ste. 1102-E, Arlington, TX 76019
Athletics Website.....	UTAMavs.com
Twitter, Instagram.....	@UTA_MBB; @UTA_Hoops

ABOUT THE RAZORBACKS



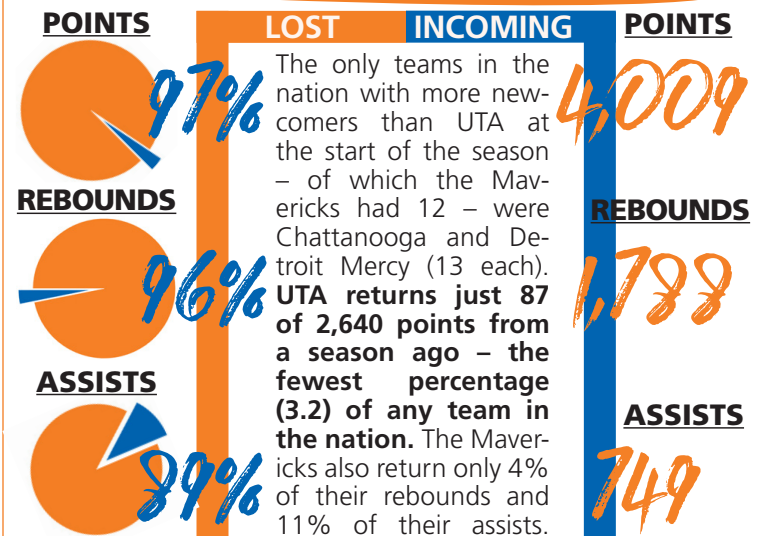
SERIES HISTORY -- Arkansas Leads, 7-0

Date	Location	W/L	Score
12.18.65	Fayetteville	L	78-64
12.14.68	Fayetteville	L	80-69
12.27.68	Little Rock	L	87-78
12.13.69	Arlington	L	85-73
11.22.99	Fayetteville	L	102-95 ^(OT)
12.31.10	Fayetteville	L	87-74
11.18.16	Fayetteville	L	71-67

• Daniel Gafford leads a balanced Arkansas scoring attack at 18.8 points per game and a team-leading 8.8 rebounds per outing. Mason Jones (15.3), Isaiah Joe (13.5) and Adrio Bailey (10.5) round out the quartet of double-figure scorers.

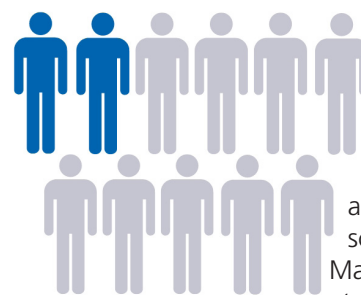
• Arkansas has outscored its opponents by a +46 margin through the first four games, including a +30 edge, 46-16, against Montana State.

NEW BLOOD



However, seven of those newcomers are junior transfers who have a proven record of success at the collegiate level previously. Those seven junior newcomers have combined to score 4,009 points, grab 1,788 rebounds and issue 749 assists over their first two years.

A WHOLE NEW CREW



UTA lost its top-9 scorers and only returns two letterwinners from last year's team

(three total letterwinners on the '18-'19 roster; one did not play because of an injury in 2017-18), and just one of those two was a scholarship player (DJ Bryant). The Mavericks had eight seniors graduate and one junior who transferred.



ODE TO BOBBY



Chris Ogden coached his first-ever road game Tuesday at Assembly Hall, and as an ode to former Indiana head coach Bobby Knight and the several connections the two have, Ogden wore a UTA-themed sweater on the sidelines. Ogden attended Knight's camp at IU when he was in 6th grade; his brother, Tanner, played for Knight at Texas Tech; Ogden and Knight's son, Pat, are extremely close friends.



KD SHOWS SUPPORT

Kevin Durant sat courtside next to the UTA bench this past Friday at the College Park Center to watch the Mavericks take on Texas A&M-Corpus Christi. Durant is close friends with first-year UTA head coach Chris Ogden dating back to their time at Texas. Ogden, who led the Longhorns to the 2003 Final Four as a captain, was an administrative assistant on the 2007-08 Texas squad – Durant's lone collegiate season with Texas.

A LOT OF NEW FACES

Teams With The Fewest Returning Letterwinners

- 1 - Chattanooga
- 2 - UNC Asheville
- 2 - Drake
- ▶ **3 - UT ARLINGTON** ◀
- 3 - Baylor
- 3 - Nicholls
- 3 - Duquesne
- 3 - Milwaukee
- 3 - Detroit Mercy
- 3 - Little Rock

All made by DJ Bryant; he is the only player on the team who entering the season had started a game for UTA.

Teams With Zero Scholarship Seniors

Virginia
North Florida

UT ARLINGTON

Duquesne
Cal State Northridge

Teams With Least Starts Returning

Idaho 0
Mount St. Mary's 1
Wichita State 4
UNC Asheville 5
UT ARLINGTON 7
Duke 7

Additionally, in terms of career points a player(s) have scored at their current institution entering 2018-19, UTA had the 2nd-fewest total points in the country on its 2018-19 roster:

1) Mount St. Mary's: 103

2) UT ARLINGTON: 130

3) UNC Asheville: 141

4) Chattanooga: 241

(DJ Bryant: 85; Scott Muirhead: 41; Patrick Binzer: 4)

FIRST-TIME HEAD COACHES

UTA head coach Chris Ogden is one of 24 first-time head coaches in Division I this year:

Coach	Institution
Mike Morrell	UNC Asheville
Penny Collins	Tennessee State
Walter McCarty	Evansville
Darian DeVries	Drake
Ron Sanchez	Charlotte
Griff Aldrich	Longwood
Travis Steele	Xavier
Penny Hardaway	Memphis
Chris Ogden	UT Arlington
Dusty May	Florida Atlantic
Shaheen Holloway	Saint Peter's
Tavaras Hardy	Loyola Maryland
Lance Irvin	Chicago State
Jeremy Ballard	FIU
A.W. Hamilton	Eastern Kentucky
Eric Skeeters	Delaware State
Justin Hutson	Fresno State
Austin Claunh	Nicholls
David Patrick	UC Riverside
Michael Fly	FGCU
Ashley Howard	La Salle
David Cox	Rhode Island
Richard Barron	Maine
Tony Pujol	North Alabama

THE JOURNEY

INSIDE THE 2018-19 UTA MEN'S BASKETBALL TEAM

Follow the young and revamped Mavericks all year with the season-long behind-the-scenes all-access video series The Journey. Episode 1 was released right before the start of the season and chronicles Ogden's hire, preseason training and the launch of a new era of Maverick basketball. Follow along and watch all season at UTAMavs.com/TheJourney.



AMONG THE STATES BEST

Over the last 3+ seasons (2015-16, 2016-17, 2017-18, 2018-19), UTA owns the 2nd-most wins of the 23 Division-I schools in the state of Texas.

1) Stephen F. Austin	77	29		
2) UT ARLINGTON	75	35		
3) SMU	75	29	Texas	55 50
4) Houston	73	29	14) Lamar	52 50
5) Baylor	71	36	15) UTEP	47 53
6) Texas Tech	69	37	16) North Texas	46 60
7) Texas A&M	67	41	17) Abilene Christian	45 50
8) Texas A&M-Corpus Christi	64	40	Rice	45 59
9) Sam Houston State	63	48	19) Houston Baptist	41 58
10) TCU	60	49	20) Incarnate Word	40 54
11) Texas Southern	58	51	UTSA	40 66
12) Texas State	55	49	22) Prairie View A&M	37 67
			23) UTRGV	36 65

Records Entering Games On Nov. 22

NON-CONFERENCE SCHEDULE STRENGTH

UTA will play a challenging non-conference schedule to prepare for the Sun Belt slate. Of its 12 Division-I non-league opponents, nine had a .500 or better record last year, six participated in the postseason in 2017-18 and five finished in the top 100 of the RPI (not including UC Davis which finished at 101).

Marquee Games (2017-18 Record | RPI | Postseason | Misc)

WIN, 74-65 | Nov. 10 vs. Northern Iowa | 16-16

WIN, 68-59 | Nov. 18 vs. UC Davis | 22-11 | 101 | NIT | Big West Regular Season Champs

LOSS, 78-64 * | Nov. 20 @ Indiana | 16-15 | RV In National Polls

Nov. 23 @ Arkansas | 23-12 | 34 | NCAA

Nov. 27 @ Tulsa | 19-12 | 89

Dec. 4 @ Missouri | 20-13 | 49 | NCAA | RV In 2018-19 Preseason Polls

Dec. 8 @ North Texas | 20-18 | CBI Champions

Dec. 18 @ Gonzaga | 32-5 | 22 | NCAA | Sweet Sixteen | #3 In National Polls

Dec. 28 @ Texas | 19-15 | 52 | NCAA | RV In National Polls

* 1-Point Game With 6 Minutes Remaining

UTA's four 2018 NCAA Tournament opponents on its schedule puts the Mavericks in top-flight competition. **The only teams in the nation who will play more than four teams which went to the NCAA Tournament last year in their 2018-19 non-conference schedule are:** North Carolina (6), Florida (6), Kansas (5), Kentucky (5), Creighton (5), Northeastern (5) and Canisius (5).

RECENT UTA MARQUEE ROAD

11.20.15 | @ OHIO STATE, 73-68

11.23.15 | @ MEMPHIS, 68-64

11.29.16 | @ TEXAS, 72-61

12.8.16 | @ #12 SAINT MARY'S, 65-51

3.15.17 | @ BYU, 105-89 \$

10.28.17 | @ OKLAHOMA, 99-84 ^

11.18.17 | @ BYU, 89-75

\$ NIT | ^ PRESEASON

WINS

STATISTICAL TRENDS

UTA'S RECORD WHEN

Monday	0-0
Tuesday	1-1
Wednesday	0-0
Thursday	0-0
Friday	0-1
Saturday	1-0
Sunday	1-0
Leading At Halftime	2-1
Trailing At Halftime	1-1
Tied At Halftime	0-0
Leading With 5 Minutes Left	3-1
Trailing With 5 Minutes Left	0-1
Tied With 5 Minutes Left	0-0
Shooting 40% FG Or Better	2-1
Shooting Less Than 40% FG	1-1
Opponent 40% FG Or Better	1-2
Opponent Less Than 40% FG	2-0
Shooting Better FG% Than Opponent	2-0
Shooting Worse FG% Than Opponent	1-2
Shooting Better 3-FG% Than Opponent	2-1
Shooting Worse 3-FG% Than Opponent	1-1
Outrebounding Opponent	3-0
Outrebounded By Opponent	0-2
Rebounds Tied	0-0
More Turnovers Than Opponent	1-1
Fewer Turnovers Than Opponent	2-0
Same Turnovers As Opponent	0-1

UTA'S POINT TOTAL

35-49 Points	0-0
50-59 Points	0-0
60-69 Points	1-2
70-79 Points	1-0
80-89 Points	0-0
90-99 Points	1-0
100+ Points	0-0

GAMES DECIDED BY

5 Points Or Less	0-0
6-10 Points	2-1
11-20 Points	0-1
20+ Points	1-0

ABOUT UT ARLINGTON

The University of Texas at Arlington is a Carnegie Research-1 "highest research activity" institution. With a global enrollment of nearly 60,000 during the 2018-2019 academic year, UTA is one of the largest institutions in the state of Texas. Guided by its Strategic Plan 2020 Bold Solutions | Global Impact, UTA fosters interdisciplinary research and education within four broad themes: health and the human condition, sustainable urban communities, global environmental impact, and data-driven discovery. UTA was recently cited by U.S. News & World Report as having the second lowest average student debt among U.S. universities. U.S. News & World Report lists UTA as having the fifth highest undergraduate diversity index among national universities. The University is a Hispanic-Serving Institution and is ranked as the top four-year college in Texas for veterans on Military Times' 2017 Best for Vets list. Visit www.uta.edu.

#MavCity | #PlantYourFlag



SEASON MOTTO

"Plant Your Flag represents you being you. Being proud of where you came from and representing that – standing up for something. It doesn't matter what it is. Claim something. And then play for it."

-- CHRIS OGDEN

UTA PLAYERS FROM FOREIGN COUNTRIES

Belgium | Bahamas | Trinidad & Tobago | Colombia | Congo



NUMBER OF FOREIGN PLAYERS ON MBB TEAM

10 - Saint Mary's
7 - Fairfield
6 - Bradley
5 - **UT Arlington**
5 - TCU
5 - Virginia
3 - Creighton

MBB TEAMS WITH PLAYERS FROM 4+ CONTINENTS:

5 - Maine
5 - Virginia
4 - **UT Arlington**
4 - Bradley
4 - Illinois-Chicago
4 - UNLV
4 - Oklahoma
4 - Portland
4 - Sacramento State
4 - Tulane
4 - Utah State



NBA Academies, a network of elite basketball training centers around the world, include educational development for top male and female prospects from outside the U.S. and mark the NBA's signature elite player development initiative. The initiative exposes elite prospects to NBA-level coaching, facilities and competition and provides a global framework for them to maximize their success.

5 NBA Academy graduates committed to D1 schools in addition to UTA'S PATRICK MWAMBA (NBA ACADEMY AFRICA):

Three men from The NBA Global Academy in Canberra, Australia:
- Francisco Caffaro (Argentina): Virginia
- Jonathan Tchamwa Tchatchoua (Cameroon): UNLV
- Francisco Farabello (Argentina): TCU (for 2019-20 school year)

One woman from the NBA Academies Women's Program camp in Mexico City:
- Karla Martinez (Mexico): University of San Diego



ON THE RISE -- 20-WIN SEASONS

UTA has posted seven 20-win seasons in its 59-year program history, but five of those have come in the last 10 years – including three in a row.

Year	Record	Postseason
2016-17	27-9	NIT
2015-16	24-11	CIT
2011-12	24-9	NIT
2017-18	21-13	----
2007-08	21-12	NCAA
1990-91	20-9	----
1980-81	20-8	NIT



MAVERICKS IN THE PROS

Former UT Arlington forward Kevin Hervey became the highest NBA Draft selection in program history this past spring when he was selected in the 2nd Round with the 57th pick overall by the Oklahoma City Thunder.

Hervey is the 4th UTA player selected in the draft and the first since the NBA reduced the number of rounds to just two in 1989. Paul Renfro became UTA's first-ever draft pick when he was taken in the 9th round (181st overall) by the Utah Jazz in 1980. Two Mavericks were selected in 1982 – both by the Dallas Mavericks. Ralph McPherson was selected in the 9th round (188th) and Albert Culton picked in the 10th round (209th).

Hervey -- who is playing with the Thunder's G-League affiliate currently -- graduated as the program's all-time rebounding leader (921) and 2nd in total points (1,783).



He was one of three graduating seniors last year who signed a pro contract, joining Erick Neal in Turkey with Yeni Mamak Spor Kulubu and Johnny Hamilton in the G-League with the Grand Rapids Drive, the affiliate of the Detroit Pistons.

OTHER FORMER MAVS CURRENTLY PLAYING PROFESSIONALLY

Roger Dowell	BC Hallmann Vienna	Austria
Brandon Edwards	Hapoel Galilee Safed	Israel
Marquez Haynes	Reyer Venice Mestre	Italy
Karol Gruszecki	Twarde Pierniki Torun	Poland
LaMarcus Reed	SCM Craiova	Romania
Anthony Walker	Texas Legends	G-League
Faith Pope	Units pel Basquet Gandia	Spain
Jorge Bilbao	Legia Warsaw	Poland
Jalen Jones	BC MoraBanc Andorra	Spain

THE LAST TIME

THE LAST TIME A MAVERICK

Scored 40 Or More Points

..... 43, Stephen Barber, at UTSA, 2/24/02

Scored 30 Or More Points

..... 37, Erick Neal, vs. Appalachian State, 3/9/18

Totaled 20 Or More Rebounds

..... 22, Jermaine Griffin, vs. UT Permian Basin, 12/1/05

Totaled 15 Or More Rebounds

..... 16, Kevin Hervey at UTRGV, 12/16/17

Totaled 10 Or More Assists

..... 10, Erick Neal, at Texas State, 3/2/18

Recorded A Double-Double (pts./reb.)

..... Edric Dennis (11/11) vs. Northern Iowa, 11/10/18

Recorded A Double-Double (pts./asst)

..... Erick Neal, at Texas State (22/10), 3/2/18

Recorded A Triple-Double (pts./rebs/asst)

..... Erick Neal, vs UT Dallas (10/10/13), 11/27/17

THE LAST TIME THE MAVERICKS

Played An OT Game W, 70-68 vs. Texas State, 2/10/18

Scored 100+ Pts W, 105-89 at BYU, 3/15/17

Allowed 100+ Pts L, 79-100 at Louisiana, 2/17/18

Had 50 Or More Rebs 52 vs. South Alabama, 1/6/18

Had 20 Or More Assists 23 vs. Georgia State 2/24/18

Had 15 Or More Steals 18, vs. Howard Payne, 11/13/13

Played AP Ranked Opp. at #25 Creighton, 81-90, 12/18/17

Def. AP Ranked Opp. at #12 Saint Mary's, 65-51, 12/8/16

UTA VS. TOP-25 TEAMS

Dec. 18, 2017	at No. 25 Creighton	L	81-90
Nov. 21, 2017	at No. 25 Alabama	L	76-77
Dec. 8, 2016	at No. 12 Saint Mary's	W	65-51
Dec. 2, 2014	at No. 6 Texas	L	53-63
Nov. 25, 2014	at No. 1 Kentucky	L	44-92
Nov. 19, 2013	at No. 4 Kentucky	L	76-105
Dec. 19, 2012	at No. 24 Oklahoma State	L	44-69
Nov. 23, 2011	at No. 9 Baylor	L	65-75
Dec. 29, 2010	at No. 3 Kansas	L	57-82
Dec. 20, 2008	at No. 21 Baylor	L	76-79
Mar. 21, 2008	vs. No. 2 Memphis#	L	63-87
Dec. 3, 2005	at No. 2 Texas	L	55-93
Dec. 15, 2004	at No. 14 Texas	L	70-85
Jan. 2, 2004	at No. 19 Texas	L	79-99
Nov. 27, 2002	at No. 3 Texas	L	45-76
Nov. 18, 1997	at No. 19 Oklahoma	L	63-81
Dec. 20, 1994	at No. 21 New Mexico State	L	63-102
Dec. 28, 1993	vs. No. 14 Connecticut+	L	72-112
Dec. 21, 1992	at No. 17 Nebraska	L	95-116
Nov. 23, 1991	at No. 14 Utah	L	57-58
Dec. 6, 1986	at No. 11 Oklahoma	L	76-101
Feb. 7, 1985	at No. 14 Louisiana Tech	L	61-86
Jan. 12, 1985	at No. 14 Louisiana Tech	L	65-76
Feb. 12, 1973	vs. UL Lafayette	~L	96-111
Jan. 13, 1973	at UL Lafayette	~L	73-79
Dec. 18, 1970	vs. No. 19 Drake*	L	83-102
Dec. 4, 1970	at No. 18 Long Beach State	L	57-102
Dec. 1, 1970	at No. 15 New Mexico State	L	82-107
Feb. 26, 1970	vs. No. 15 Houston	L	84-102
Dec. 4, 1969	at No. 4 Houston	L	70-88
Feb. 22, 1967	at No. 1 Houston	L	75-130

NCAA Tournament | + Hilo, Hawai'i | ~ Wins Later Vacated | * Fort Worth, TX

HOME DOMINANCE

- Over the last 3+ seasons, UTA has compiled an impressive 43-6 record in College Park Center.
- The Mavericks went 13-2 in 2015-16, 14-1 in 2016-17, 13-2 last season and are 3-1 in 2018-19. **Included in that stretch was a 21-game regular-season winning streak.**
- The 14 victories in 2016-17 equaled a program record, set in 2007-08, for most home wins. The only loss was a four-point setback to CSU Bakersfield in the quarterfinals of the NIT.

Record	Season	Site
14-1	2016-17	College Park Center
14-3	2007-08	Texas Hall
13-2	2017-18	College Park Center
13-2	2015-16	College Park Center
12-1	2011-12	Texas Hall (8-1), CPC (4-0)
12-2	2007-08	Texas Hall

CPC ATTENDANCE HIGHS

1)	6,421	11/16/12	MBB vs. Oklahoma
2)	6,336	3/22/17	MBB vs. CSU Bakersfield (NIT)
3)	6,228	2/2/12	M/WBB vs. UTSA
4)	6,105	12/3/15	MBB vs. North Texas
5)	5,590	2/22/18	WBB vs. Georgia Southern
6)	5,390	3/20/17	MBB vs. Akron (NIT)
7)	5,272	2/11/12	MBB vs. Texas State
8)	5,011	2/9/17	WBB vs. Little Rock
9)	5,033	1/23/16	MBB vs. Little Rock
10)	4,837	3/2/13	MBB vs. Utah State



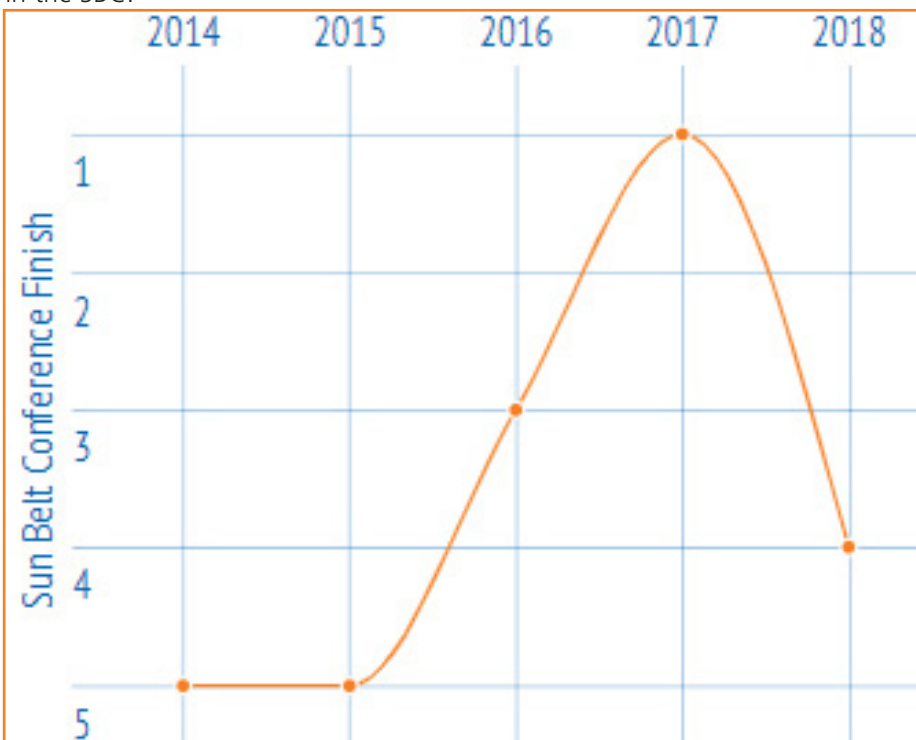
ABOUT THE CPC

The Mavericks have called the beautiful College Park Center home since the 7,000 all chair-back seat multi-purpose arena opened on Feb. 1, 2012. The \$78 million project broke ground on March 5, 2010 and opened less than two years later. The arena is part of a 20-acre section of campus known as the College Park District, which includes a residence hall, student apartments, a 4.62 acre park, restaurants and three parking garages. The arena features 4,055 lower bowl seats, in addition to a 2,800-square-foot hospitality suite. A distinctive feature is a center hung 4-sided Daktronics LED scoreboard with an additional end zone LED display, ribbon displays and scorer's table. The lower concourse contains sports medicine facilities, two full-sized practice courts, a 2,500-sq-ft weight room, a press center, an academic support study center and coaches' office suites. In addition to Mavericks basketball and volleyball events, the facility hosts a variety of concerts, speaking engagements and other events. The WNBA's Dallas Wings also call College Park Center home during their season.

#MavCity | #PlantYourFlag

SUN BELT SUCCESS

Since joining the Sun Belt Conference for the 2013-14 season, UTA has finished no worse than 5th place in the regular-season standings in the 12-team league. In 2016-17, the Mavericks won their first-ever SBC Regular Season Championship, and last season they were the preseason favorites to repeat. This year, UTA – due largely to its large roster turnover – was predicted to finish 11th in the SBC.



SUN BELT STRATEGIC SCHEDULING PLAN

With the goal of improving the NCAA Tournament seeding for the Sun Belt's automatic qualifier, in addition to enhancing the resume of other teams to secure at-large berths, the following changes have been implemented beginning in the 2019-20 season:

Sun Belt teams will reserve two dates in the non-conference portion of their schedule to play against peer conference opponents. Each team will have one home opponent and one away opponent from this scheduling alliance.

In the next major portion of the strategic plan is centered around a 20-game smart schedule. The conference will split into two divisions (East: Appalachian State, Coastal Carolina, Georgia Southern, Georgia State, South Alabama and Troy; West: Little Rock, Arkansas State, Louisiana, ULM, UTA and Texas State). Each team will play a 16-game schedule with five home and five away games played against divisional opponents and three home and three away games against non-divisional opponents.

Based on the resulting standings of those 16 games, teams will then be placed in four pods - Pod A (#1, #2, #3), Pod B (#4, #5, #6), Pod C (#7, #8, #9) and Pod D (#10, #11, #12). Each team will play the other two pod members once home and once away for the final four games of the 20-game schedule.

The regular season conference champion will be awarded based on the results of the full 20-game conference schedule.

HEAD COACH CHRIS OGDEN

A new era of UT Arlington men's basketball began on April 6, 2018, with the appointment of former Big 12 and Southeastern Conference assistant Chris Ogden as the 8th head coach in program history.

A native of Seminole, Texas, Ogden played for head coach Rick Barnes and served on his staff for 13 seasons at both the University of Texas and the University of Tennessee. He spent the last two seasons as an assistant coach under head coach Chris Beard at Texas Tech.

During his 15 years on the basketball staffs at Texas, Tennessee and Texas Tech, he helped compile a 346-173 record for a .667 winning percentage. In 10 seasons as a full-time assistant coach he went 215-130 and registered a total of 32 victories over Associated Press top 25 ranked teams. He helped lead three programs to 11 total NCAA Tournament appearances, including three regional finals.

During the 2017 and 2018 seasons, Ogden served a member of the Texas Tech staff under Beard. The 2018 team captured the attention of the country with its run to the NCAA Tournament Elite Eight. That season, the Red Raiders went 27-10 and, after defeating Stephen F. Austin, Florida and Purdue, fell to second-seeded Villanova in a regional final contest in Boston, Mass.

Prior to Texas Tech, Ogden spent the 2015-16 season at Tennessee after serving the previous seven seasons as an assistant coach at Texas. He was on the Texas staff for a total of 12 years, spending four as an administrative assistant and one as a student coach.

During his tenure as a full-time assistant, Ogden helped his alma mater to a 155-87 record and the Longhorns advanced to the NCAA Tournament six times.

Kevin Durant @KDTrey5

Follow

Congratulations to my friend @CoachOG on becoming the next head coach for UT Arlington. He is the true definition of a players coach! Big things ahead for him and his program.

10:07 AM - 6 Apr 2018

549 Retweets 3,739 Likes

129 549 3.7K

Ogden was instrumental in signing six McDonald's All-Americans over a seven-year span at Texas (Avery Bradley in 2009, Cory Joseph in 2010, Tristan Thompson in 2010, Myck Kabongo in 2011, Cameron Ridley in 2012 and Myles Turner in 2014). He had a hand in assembling five recruiting classes that ranked nationally inside ESPN's Top 10.

Ogden has coached seven players who have gone onto have their name called in the NBA Draft, six of which were selected in the first round (Thompson, No. 4 by Cleveland in 2011; Jordan Hamilton, No. 26 by Dallas in 2011; Joseph, No. 29 by San Antonio in 2011; Avery Bradley, No. 19 by Boston in 2010; Damion James, No. 24 by Atlanta in 2010; and Turner, No. 11 by Indiana in 2015).

Ogden played four seasons at forward for the Longhorns from 2000-03 and was a member of four NCAA Tournament teams. Texas reached the 2003 NCAA Final Four with Ogden serving as a senior captain. He finished his Texas career with 97 team victories, more than any other player in program history at the time.

Ogden played in 85 career games which included three starts. He totaled 144 points, 88 rebounds and 40 assists. Ogden earned the team's Jay Arnette Award as a junior in 2001-02. The honor is given to a player for behind-the-scenes efforts and contributions to the team.

Following his collegiate playing career, Ogden joined the Texas basketball staff as a student assistant coach for the 2003-04 season while he completed his undergraduate degree. He earned his Bachelor of Science in education in 2004.

Ogden, a native of Seminole, Texas, played four years of varsity basketball at Seminole High School. He was crowned the state of Texas' "Mr. Basketball" following his senior season in 1998-99. That year, he averaged 17.3 points, 10.6 rebounds and 8.5 assists per game while leading SHS to a 36-4 record and a runner-up finish in the Class 3A state tournament.

UTA HEAD COACHING HISTORY				
Coach	Years	W	L	Pct.
Tom Tinker	1959-66	54	113	.323
Barry Dowd	1966-76	90	168	.349
Bob "Snake" LeGrand	1976-87	122	184	.399
Jerry Stone	1987-88	7	22	.241
Mark Nixon	1988-92	56	59	.487
Eddie McCarter	1992-06	179	211	.459
Scott Cross	2006-18	225	161	.584
Chris Ogden	2018-Pres	3	2	.600
TOTAL		736	920	.444

Ogden and his wife, Katie, have three children: Bo, Ellie and Parker. Katie is a 2006 graduate of The University of Texas School of Law and she holds a bachelor's degree from the University of Texas, where she served as student body president from 2002-2003.





ROSTER RUNDOWN


No.	Name	Pos.	Ht.	Wt.	Yr.	Hometown / High School / Previous School(s)
0	Brian Warren	G	5-9	160	Jr.	Indianapolis, Ind. / Howe / Tyler JC
2	DJ Bryant	G	5-11	185	Jr.	Sarasota, Fla. / Riverview
3	Ayoub Nouhi	F	6-5	196	Fr.	Brussels, Belgium / Institute Saint-Louis Namur
4	David Azore	G	6-4	205	R-Fr.	Houston, Texas / Clear Brook
5	Edric Dennis	G	6-2	190	R-Jr.	Dallas, Texas / DeSoto / Jackson State / Hill JC
10	Radshad Davis	G	6-2	205	Jr.	Nassau, Bahamas / Sunrise Christian / Missouri State-West Plains JC
13	Jabari Narcis	F	6-9	230	Jr.	Chaguanas, Trinidad and Tobago / Chaguanas North / Jacksonville College
15	Scott Muirhead	G	6-3	206	R-Jr.	Ennis, Texas / Ennis
20	Andres Ibarguen	F	6-5	230	Jr.	Santa Marta, Colombia / Sunrise Christian / Trinity Valley CC
21	Pedro Castro	G	6-6	185	R-Fr.	Fort Worth, Texas / Brewer
22	TiAndre Jackson-Young	G	6-3	195	Jr.	Marshall, Texas / Marshall / Tyler JC
23	Patrick Mwamba	F	6-5	188	Fr.	Bukava, Congo / Keur Madior International / NBA Academy Africa
30	Patrick Binzer	G	6-1	180	R-Jr.	Weatherford, Texas / Weatherford Christian
33	McKade Marquis	G	6-0	215	Fr.	Whitehouse, Texas / Whitehouse



Chris Ogden
Head Coach
1st Season
Texas '04



Greg Young
Assoc. Head Coach
10th Season
Howard Payne '86



Riley Davis
Assistant Coach
1st Season
Texas '11




Royce Johnson
Assistant Coach
1st Season
Thomas Edison '13



Jarred Jackson
Dir. of Operations
1st Season
Lander '07



Parker Eidson
GA/Operations
1st Season
Tennessee '16



Matt McGann
GA/Analytics
1st Season
Oklahoma St. '17

Letterwinners Returning (Career Statistics)

No.	Name	Pos.	Ht.	Cl.	GP-GS	PPG	RPG	APG	Notes
2	DJ Bryant	G	5-11	Jr.	70-10	1.2	0.9	1.4	Played in every game in 2 years ... 8 assists at UTRGV ... 7 pts four times
15	Scott Muirhead	G	6-3	R-Jr.	36-0	1.1	0.3	0.1	13 of 14 career FG are 3ptrs ... 9 pts in 9 mins v Western Carolina
30	Patrick Binzer	G	6-1	R-Jr.	6-0	0.7	0.0	0.0	No action in 17-18 / injury ... walk-on ... scored at Texas, v UTD in 16-17

Letterwinners Lost (Career Statistics)

No.	Name	Pos.	Ht.	Exp.	GP-GS	PPG	RPG	APG	Notes
25	Kevin Hervey	F	6-9	4L	115-86	15.5	8.0	1.9	2x Sun Belt 1st team, 2017 POY ... UTA career ldr in rebs, 2nd in scoring
1	Erick Neal	G	5-10	4L	132-108	11.8	3.4	5.7	1st SBC player w/1500 pts, 700 asts, 400 rebs, 200 stls ... UTA career ast ldr
13	Johnny Hamilton	C	7-0	1L	34-31	11.1	8.1	0.6	Grad xfer from Va Tech ... top 25 nationally in blocks (2.3)629 FG%
5	Kaelon Wilson	G	6-2	4L	132-54	9.0	3.9	1.2	4-yr player w/record 132 gms played ... scored 1,191 pts ... team went 88-48
3	Nathan Hawkins	F	6-5	3L	102-34	4.6	2.2	1.5	Xfer from Nebraska ... 102 apps in 3yrs ... 71 career steals ...
4	Davion Turner	F	6-9	1L	82-45	9.6	4.7	1.1	11.3 ppg at Eastern OK State in '15-'16 ... 12.9 ppg at Hill JC in '16-'17
20	Julian Harris	F	6-5	4L	94-6	2.3	1.7	0.2	Career-high 10 pts in 1st career start v Ga. Souther ... 9.4 career mins per gm
22	Link Kabadundi	C	7-1	2L	57-2	2.0	1.9	0.1	Xfer from TCU/Blinn JC ... 17 career blocks656 FG% ... 2 starts as a Sr.
23	Mairega Clarke	G	6-5	2L	97-49	9.4	3.4	1.5	Xfer from Carl Albert State College ... 18.6 ppg as a Fr.; 12.5 ppg as a So.

FEWEST RETURNING MINUTES
FROM 2017-18

1) Mount Saint Mary's	7.0%	6) Middle Tennessee	15.2%
2) UT ARLINGTON: 7.9%		7) Chattanooga	15.24%
3) UNC Asheville	7.9%	8) Oakland	16.5%
4) Idaho	10.6%	9) Drake	17.4%
5) Wichita State	11.2%	DJ Bryant: 493 Minutes Scott Muirhead: 50 Minutes	

BRIAN WARREN

🐦 @bmsforeigner

Jr. G 5-9 160 Indianapolis, IN Tyler JC Howe HS

RECORD PERFORMANCES

POINTS

Career 27, 2x, Last vs. Panola (1/27/18)
Season 26 vs. A&M-Corpus Christi (11/16/18)
Sun Belt

REBOUNDS

Career 6, 3x, Last vs. Panola (2/21/18)
Season 2, 2x, Last vs. UC Davis (11/18/18)
Sun Belt

ASSISTS

Career 11, 2x, Last @ Kilgore (2/15/17)
Season 4, 2x, Last vs. UC Davis (11/18/18)
Sun Belt

STEALS

Career 6 vs. Southwestern Christian (11/05/16)
Season 2 vs. UC Davis (11/18/18)
Sun Belt

FIELD GOALS MADE

Career 11 vs. Panola (1/27/18)
Season 10 vs. A&M-Corpus Christi (11/16/18)
Sun Belt

FIELD GOALS ATTEMPTED

Career 18 vs. Kilgore (3/10/18)
Season 15 vs. UC Davis (11/18/18)
Sun Belt

FREE THROWS MADE

Career 10, 2x, Last vs. Kilgore (3/10/18)
Season 8 vs. UC Davis (11/18/18)
Sun Belt

FREE THROWS ATTEMPTED

Career 14 vs. Kilgore (3/10/18)
Season 8 vs. UC Davis (11/18/18)
Sun Belt

3-POINT FIELD GOALS MADE

Career 4, 2x Last vs. A&M-Corpus Christi (11/16/18)
Season 4 vs. A&M-Corpus Christi (11/16/18)
Sun Belt

3-POINT FIELD GOALS ATTEMPTED

Career 11 vs. Navarro (2/25/17)
Season 8 vs. UC Davis (11/18/18)
Sun Belt

MINUTES

Career 40, 2x, Last vs. Kilgore (3/10/18)
Season 36 vs. A&M-Corpus Christi (11/16/18)
Sun Belt

MISCELLANEOUS

	Year	Career
Double-Figure Points	4	49
20+ Points	1	12
Double-Doubles		2
5+ Rebounds		6
Double-Figure Assists		5
Games W/ A Steal	2	52

CAREER STATS

2018-19 NOTEWORTHY

Game-high point totals in three-straight games: 19 (Northern Iowa), 26 (Texas A&M-Corpus Christi), 18 (UC Davis) ... had more than 30 friends and family in attendance at the Indiana game; Bloomington is about an hour from his hometown of Indy.

AS A SOPHOMORE AT TYLER JC (2017-18)

Scored 20 or more points nine times ... scored a career-high 27 points twice, against Cedar Valley College and Panola College ... named Region XIV Tournament Most Valuable Player and first team all-Region XIV ... helped lead his team to a regional title and advanced to the national championships.

AS A FRESHMAN AT TYLER JC (2016-17)

Scored 24 points in his debut, a 101-86 win over Brookhaven College ... scored in double figures in all but nine games.

Commonly known by 'Kip' -- his middle name; also played golf and ran cross country in high school.

GAME-BY-GAME STATS

Opponent	Date	gs	min	Total		3-Point		F-Throw		Rebounds				pf	a	to	blk	stl	pts	avg
				fg-fga	fg%	3fg-fga	3fg%	ft-fa	ft%	off	def	tot	avg							
at Indiana	11/20/18	*	26	5-12	.417	3-7	.429	1-2	.500	0	1	1	1.0	3	3	3	0	0	14	14.0
UC DAVIS	11/18/18	*	34	4-15	.267	2-8	.250	8-8	1.000	0	2	2	1.5	2	4	2	0	2	18	16.0
TEXAS A&M-CORPUS CHRISTI	11/16/18	*	36	10-14	.714	4-7	.571	2-2	1.000	0	1	1	1.3	2	3	2	0	1	26	19.3
NORTHERN IOWA	11/10/18	*	31	8-12	.667	0-2	.000	3-5	.600	0	1	1	1.3	3	4	1	0	0	19	19.3
TEXAS-TYLER	11/06/18	*	16	2-7	.286	1-3	.333	6-7	.857	1	1	2	1.4	4	2	1	0	0	11	17.6
Totals		5	143	29-60	.483	10-27	.370	20-24	.833	1	6	7	1.4	14	16	9	0	3	88	17.6

Season	GP-GS	Min/Avg	Total		3-Ptr		F-Throws		Rebounds				PF	FO	A	TO	Blk	Stl	Pts	Avg
			FG-FGA	Pct	FG-FGA	Pct	FT-FTA	Pct	Off	Def	Tot	Avg								
2016-17	29-29	0/0.0	97-236	.411	37-97	.381	101-123	.821	6	53	59	2.0	61	1	182	44	2	53	332	11.4
2017-18	33-33	0/0.0	173-379	.456	41-121	.339	123-174	.707	7	78	85	2.6	71	3	183	59	3	57	510	15.5
2018-19	5-5	143/28.6	29-60	.483	10-27	.370	20-24	.833	1	6	7	1.4	14	0	16	9	0	3	88	17.6
Total	67-67	143/2.1	299-675	.443	88-245	.359	244-321	.760	14	137	151	2.3	146	4	381	112	5	113	930	13.9

2 | DJ BRYANT

@dj_bryant_

Jr. G 5-11 185 Sarasota, FL Riverview HS

RECORD PERFORMANCES

POINTS

Career 11 vs. UC Davis (11/18/18)
Season 11 vs. UC Davis (11/18/18)
Sun Belt 7, 3x, Last @ ULM (2/15/18)

REBOUNDS

Career 5 @ ULM (2/15/18)
Season 4 vs. UT Tyler (11/6/18)
Sun Belt 5 @ ULM (2/15/18)

ASSISTS

Career 8 @ UTRGV (12/16/17)
Season 5 vs. UT Tyler (11/6/18)
Sun Belt 5 vs. Coastal Carolina (2/3/18)

STEALS

Career 5 @ rv Indiana (11/20/18)
Season 5 @ rv Indiana (11/20/18)
Sun Belt 2, 4x, Last vs. Georgia Southern (2/22/18)

FIELD GOALS MADE

Career 3, 3x, Last @ ULM (2/15/18)
Season 2, 2x Last vs. UC Davis (11/18/18)
Sun Belt 3, 2x, Last @ ULM (2/15/18)

FIELD GOALS ATTEMPTED

Career 6 vs. UC Davis (11/18/18)
Season 6 vs. UC Davis (11/18/18)
Sun Belt 4, 3x, Last @ ULM (2/15/18)

FREE THROWS MADE

Career 5 vs. UC Davis (11/18/18)
Season 5 vs. UC Davis (11/18/18)
Sun Belt 4, 2x, Last vs. Appalachian State (2/1/18)

FREE THROWS ATTEMPTED

Career 5 vs. UC Davis (11/18/18)
Season 5 vs. UC Davis (11/18/18)
Sun Belt 4, 2x, Last vs. Appalachian State (2/1/18)

3-POINT FIELD GOALS MADE

Career 2, 2x, Last vs. UC Davis (11/18/18)
Season 2 vs. UC Davis (11/18/18)
Sun Belt 2 vs. Coastal Carolina (2/3/18)

3-POINT FIELD GOALS ATTEMPTED

Career 5 vs. UC Davis (11/18/18)
Season 5 vs. UC Davis (11/18/18)
Sun Belt 3 vs. Coastal Carolina (2/3/18)

MINUTES

Career 34 vs. UC Davis (11/18/18)
Season 34 vs. UC Davis (11/18/18)
Sun Belt 32 vs. Texas State (2/10/18)

MISCELLANEOUS

	Year	Career
Double-Figure Points	1	1
20+ Points		
Double-Doubles		
5+ Rebounds		1
Double-Figure Assists		
Games W/ A Steal	4	32

CAREER STATS

2018-19 NOTEWORTHY

Five points in each of the first two games ... game-high-tying +/- of +30 in the opener vs. UT Tyler ... career-high 11 points versus UC Davis ... career-best five steals at Indiana.

AS A SOPHOMORE (2017-18)

Appeared in each of the team's 34 games and started seven contests ... averaged 1.9 points and 1.4 assists per game ... set a career best with eight assists against UTRGV ... earned the team's "Tough Guy" award, given to the player who showed the most determination, mental and physical strength during preseason boot camp.

AS A FRESHMAN (2016-17)

Appeared all 36 games as a reserve point guard.

Is already a certified real estate agent; works with commercial and residential properties, flips houses.

GAME-BY-GAME STATS

Opponent	Date	gs	min	Total		3-Point		F-Throw		Rebounds				pf	a	to	blk	stl	pts	avg
				fg-fga	fg%	3fg-fga	3fg%	ft-fa	ft%	off	def	tot	avg							
at Indiana	11/20/18	*	24	0-1	.000	0-1	.000	0-0	.000	0	0	0	0.0	1	3	1	0	5	0	0.0
UC DAVIS	11/18/18	*	34	2-6	.333	2-5	.400	5-5	1.000	0	2	2	1.0	2	2	0	1	11	5.5	
TEXAS A&M-CORPUS CHRISTI	11/16/18		24	2-3	.667	1-1	1.000	4-4	1.000	0	2	2	1.3	4	4	2	0	0	9	6.7
NORTHERN IOWA	11/10/18		21	1-3	.333	1-3	.333	2-2	1.000	0	2	2	1.5	4	0	0	0	2	5	6.3
TEXAS-TYLER	11/06/18		23	1-2	.500	0-1	.000	3-4	.750	1	3	4	2.0	0	5	2	1	2	5	6.0
Totals		2	126	6-15	.400	4-11	.364	14-15	.933	1	9	10	2.0	11	14	7	1	10	30	6.0

Season	GP-GS	Min/Avg	Total		3-Ptr		F-Throws		Rebounds				PF	FO	A	TO	Blk	Stl	Pts	Avg
			FG-FGA	Pct	FG-FGA	Pct	FT-FTA	Pct	Off	Def	Tot	Avg								
2016-17	36-3	295/8.2	6-22	.273	1-11	.091	6-7	.857	2	16	18	0.5	35	0	37	32	0	11	19	0.5
2017-18	34-7	493/14.5	22-53	.415	10-31	.323	12-20	.600	6	42	48	1.4	43	0	58	24	1	22	66	1.9
2018-19	5-2	126/25.2	6-15	.400	4-11	.364	14-15	.933	1	9	10	2.0	11	0	14	7	1	10	30	6.0
Total	75-12	914/12.2	34-90	.378	15-53	.283	32-42	.762	9	67	76	1.0	89	0	109	63	2	43	115	1.5

3 | AYOUNB NOUHI

A-ube NEW-he

@ayoubnouhi3

Fr. | F | 6-5 | 196 | Brussels, Belgium | Institute Saint-Louis Namur

RECORD PERFORMANCES

POINTS

Career 3 vs. A&M-Corpus Christi (11/16/18)
Season Same As Career
Sun Belt

REBOUNDS

Career 2 vs. A&M-Corpus Christi (11/16/18)
Season Same As Career
Sun Belt

ASSISTS

Career 1 vs. UT Tyler (11/6/18)
Season Same As Career
Sun Belt

STEALS

Career
Season
Sun Belt

FIELD GOALS MADE

Career 1, 2x, Last vs. A&M-Corpus Christi (11/16/18)
Season Same As Career
Sun Belt

FIELD GOALS ATTEMPTED

Career 2 vs. UT Tyler (11/6/18)
Season Same As Career
Sun Belt

FREE THROWS MADE

Career
Season
Sun Belt

FREE THROWS ATTEMPTED

Career
Season
Sun Belt

3-POINT FIELD GOALS MADE

Career
Season
Sun Belt

3-POINT FIELD GOALS ATTEMPTED

Career 1, 2x, Last vs. Northern Iowa (11/10/18)
Season Same As Career
Sun Belt

MINUTES

Career 13 vs. UT Tyler (11/6/18)
Season Same As Career
Sun Belt

MISCELLANEOUS

Double-Figure Points
20+ Points
Double-Doubles
5+ Rebounds
Double-Figure Assists
Games W/ A Steal

CAREER STATS

2018-19 NOTEWORTHY

Collegiate debut with two points and an assist against UT Tyler ... made his first career start versus UC Davis.

HIGH SCHOOL

Played in seven games in the 2018 U20 Euro Championship for Belgium, helping guide the country to a 7th-place finish ... best scoring performance was a seven-point outing in the 6th-place game against Bulgaria ... participated in the 2015 U16 Euro Championship for Belgium, playing nine games, averaging 2.7 points and assisting in a 6th-place finish ... also played for the Canarias Basketball Academy, appearing in tournaments around the world.



GAME-BY-GAME STATS

Opponent	Date	gs	min	Total		3-Point		F-Throw		Rebounds				pf	a	to	blk	stl	pts	avg
				fg-fga	fg%	3fg-fga	3fg%	ft-fa	ft%	off	def	tot	avg							
at Indiana	11/20/18	*	7	0-0	.000	0-0	.000	0-0	.000	1	0	1	1.0	1	0	1	0	0	0	0.0
UC DAVIS	11/18/18	*	8	0-0	.000	0-0	.000	0-0	.000	0	0	0	0.5	2	0	1	0	0	0	0.0
TEXAS A&M-CORPUS CHRISTI	11/16/18		8	1-1	1.000	0-0	.000	1-2	.500	0	2	2	1.0	1	0	1	0	0	3	1.0
NORTHERN IOWA	11/10/18		5	0-1	.000	0-1	.000	0-0	.000	0	0	0	0.8	0	0	1	0	0	0	0.8
TEXAS-TYLER	11/06/18		13	1-2	.500	0-1	.000	0-0	.000	0	0	0	0.6	3	1	0	0	0	2	1.0
Totals			2	41	2-4	.500	0-2	.000	1-2	.500	1	2	3	0.6	7	1	4	0	5	1.0

Season	GP-GS	Min/Avg	Total		3-Ptr		F-Throws		Rebounds				PF	FO	A	TO	Blk	Stl	Pts	Avg
			FG-FGA	Pct	FG-FGA	Pct	FT-FTA	Pct	Off	Def	Tot	Avg								
2018-19	5-2	41/8.2	2-4	.500	0-2	.000	1-2	.500	1	2	3	0.6	7	0	1	4	0	0	5	1.0
Total	5-2	41/8.2	2-4	.500	0-2	.000	1-2	.500	1	2	3	0.6	7	0	1	4	0	0	5	1.0

4 DAVID AZORE

AYE-zore
@dazore6
@david22hh

R-Fr. G 6-4 205 Houston, TX Clear Brook HS

RECORD PERFORMANCES

POINTS

Career 16 vs. Northern Iowa (11/10/18)
Season Same As Career
Sun Belt

REBOUNDS

Career 6 vs. UT Tyler (11/6/18)
Season Same As Career
Sun Belt

ASSISTS

Career 3 vs. Northern Iowa (11/10/18)
Season Same As Career
Sun Belt

STEALS

Career 2, 2x, Last @ rv Indiana (11/20/18)
Season Same As Career
Sun Belt

FIELD GOALS MADE

Career 4, 3x, Last @ rv Indiana (11/20/18)
Season Same As Career
Sun Belt

FIELD GOALS ATTEMPTED

Career 14 vs. A&M-Corpus Christi (11/16/18)
Season Same As Career
Sun Belt

FREE THROWS MADE

Career 8 vs. Northern Iowa (11/10/18)
Season Same As Career
Sun Belt

FREE THROWS ATTEMPTED

Career 8 vs. Northern Iowa (11/10/18)
Season Same As Career
Sun Belt

3-POINT FIELD GOALS MADE

Career 1, 2x, Last vs. UC Davis (11/18/18)
Season Same As Career
Sun Belt

3-POINT FIELD GOALS ATTEMPTED

Career 5 vs. A&M-Corpus Christi (11/16/18)
Season Same As Career
Sun Belt

MINUTES

Career 34 vs. Northern Iowa (11/10/18)
Season Same As Career
Sun Belt

MISCELLANEOUS

	Year	Career
Double-Figure Points	4	4
20+ Points		
Double-Doubles		
5+ Rebounds	1	1
Double-Figure Assists		
Games W/ A Steal	5	5

CAREER STATS

Season	GP-GS	Min/Avg	Total		3-Ptr		F-Throws		Rebounds											Pts	Avg
			FG-FGA	Pct	FG-FGA	Pct	FT-FTA	Pct	Off	Def	Tot	Avg	PF	FO	A	TO	Blk	Stl			
2018-19	5-3	117/23.4	17-48	.354	2-13	.154	20-21	.952	4	8	12	2.4	15	0	5	15	0	7	56	11.2	
Total	5-3	117/23.4	17-48	.354	2-13	.154	20-21	.952	4	8	12	2.4	15	0	5	15	0	7	56	11.2	

2018-19 NOTEWORTHY

Has started the year 20-21 from the free-throw line ... double-figure points in all but one game.

HIGH SCHOOL

Finalist for the Guy V. Lewis Award as Greater Houston's top boys player ... District 24-6A Most Valuable player as a senior ... led district in scoring and rebounding three times ... became program's all-time leading scorer with 2,006 points during his prep career ... averaged 20.9 points, 7.1 rebounds, 1.9 assists and 1.8 steals during his prep career ... registered averages of 25 points and 7.9 rebounds per game as a senior ... team went 25-9 in 2017 ... fell just two points shy of the school record for points in a single game when he scored 46 points in a win over La Porte High School as a junior ... scored 38 points in a rivalry win over Clear Creek that same season that clinched a playoff berth ... voted 24-6A Newcomer of the Year as a sophomore and Offensive Player of the Year as a junior.

Redshirted last year after tearing his ACL in UTA's pre-season charity-scrimmage win over Oklahoma.

GAME-BY-GAME STATS

Opponent	Date	gs	min	Total		3-Point		F-Throw		Rebounds				pf	a	to	blk	stl	pts	avg
				fg-fga	fg%	3fg-fga	3fg%	ft-fa	ft%	off	def	tot	avg							
at Indiana	11/20/18		24	4-8	.500	0-1	.000	2-2	1.000	0	1	1	1.0	4	0	4	0	2	10	10.0
UC DAVIS	11/18/18		10	2-3	.667	1-2	.500	0-0	.000	0	0	0	0.5	4	0	3	0	1	5	7.5
TEXAS A&M-CORPUS CHRISTI	11/16/18	*	28	3-14	.214	0-5	.000	4-4	1.000	1	1	2	1.0	4	1	4	0	1	10	8.3
NORTHERN IOWA	11/10/18	*	34	4-11	.364	0-2	.000	8-8	1.000	0	3	3	1.5	3	3	3	0	2	16	10.3
TEXAS-TYLER	11/06/18	*	21	4-12	.333	1-3	.333	6-7	.857	3	3	6	2.4	0	1	1	0	1	15	11.2
Totals		3	117	17-48	.354	2-13	.154	20-21	.952	4	8	12	2.4	15	5	15	0	7	56	11.2

5 | EDRIC DENNIS

🐦 @ed_theshow

📷 @edtheshooter_

R-Jr. | G | 6-2 | 190 | Dallas, TX | Jackson State | Hill JC | DeSoto HS

RECORD PERFORMANCES

POINTS

Career 36 vs. Fisk (12/30/16)
Season 20 vs. UT Tyler (11/6/18)
Sun Belt

REBOUNDS

Career 11 vs. Northern Iowa (11/10/18)
Season 11 vs. Northern Iowa (11/10/18)
Sun Belt

ASSISTS

Career 7 @ N.C. Central (11/18/16)
Season 4 vs. UT Tyler (11/6/18)
Sun Belt

STEALS

Career 4 vs. Southern Miss (12/4/16)
Season 3 vs. Northern Iowa (11/10/18)
Sun Belt

FIELD GOALS MADE

Career 12 vs. Fisk (12/30/16)
Season 8 vs. UT Tyler (11/6/18)
Sun Belt

FIELD GOALS ATTEMPTED

Career 21 vs. Fisk (12/30/16)
Season 15 @ rv Indiana (11/20/18)
Sun Belt

FREE THROWS MADE

Career 11 vs. Arkansas-Pine Bluff (1/30/17)
Season 7 vs. UC Davis (11/18/18)
Sun Belt

FREE THROWS ATTEMPTED

Career 14 vs. Arkansas-Pine Bluff (1/30/17)
Season 8 vs. UC Davis (11/18/18)
Sun Belt

3-POINT FIELD GOALS MADE

Career 9 vs. Fisk (12/30/16)
Season 3 @ rv Indiana (11/20/18)
Sun Belt

3-POINT FIELD GOALS ATTEMPTED

Career 13 vs. Richland (10/30/15)
Season 10 @ rv Indiana (11/20/18)
Sun Belt

MINUTES

Career 41 vs. Grambling (2/18/17)
Season 36 vs. Northern Iowa (11/10/18)
Sun Belt

MISCELLANEOUS

	Year	Career
Double-Figure Points	4	39
20+ Points	1	12
Double-Doubles	1	1
5+ Rebounds	3	24
Double-Figure Assists		
Games W/ A Steal	4	38

CAREER STATS

2018-19 NOTEWORTHY

Game-high 20 points in the opener against UT Tyler ... first career double-double with 11 points and a career-best 11 rebounds opposite Northern Iowa .. 13 of his team-high 19 points came in the 2nd half at Indiana.

AS A SOPHOMORE AT JACKSON STATE (2016-17)

Named D-I Men's College Basketball HERO of the Week after scoring 36 points to go with five assists and four rebounds in Jackson State's 94-62 win over Fisk ... his 36 points against Fisk was the second-highest total for a SWAC player during the season ... finished 10th in the SWAC in scoring, 7th in made 3-point field goals, and 4th in minutes played.

AS A FRESHMAN AT HILL COLLEGE (2015-16)

Earned honorable mention all-conference honors ... averaged 9.4 points, 3.7 rebounds and 1.7 assists per game ... scored a season-high 25 points in a win over Ranger College.



Sat out last season in accordance with NCAA transfer rules.

GAME-BY-GAME STATS

Opponent	Date	gs	min	Total		3-Point		F-Throw		Rebounds				pf	a	to	blk	stl	pts	avg
				fg-fga	fg%	3fg-fga	3fg%	ft-fa	ft%	off	def	tot	avg							
at Indiana	11/20/18	31		6-15	.400	3-10	.300	4-4	1.000	0	1	1	1.0	1	0	4	0	1	19	19.0
UC DAVIS	11/18/18	29		2-8	.250	0-5	.000	7-8	.875	1	7	8	4.5	4	1	2	0	2	11	15.0
TEXAS A&M-CORPUS CHRISTI	11/16/18	*	27	2-10	.200	1-7	.143	3-6	.500	3	4	7	5.3	0	1	3	0	0	8	12.7
NORTHERN IOWA	11/10/18	*	36	3-11	.273	2-6	.333	3-4	.750	1	10	11	6.8	1	3	2	0	3	11	12.3
TEXAS-TYLER	11/06/18	*	22	8-14	.571	2-4	.500	2-2	1.000	2	1	3	6.0	1	4	1	0	1	20	13.8
Totals		3	145	21-58	.362	8-32	.250	19-24	.792	7	23	30	6.0	7	9	12	0	7	69	13.8

Season	GP-GS	Min/Avg	Total		3-Ptr		F-Throws		Rebounds				PF	FO	A	TO	Blk	Stl	Pts	Avg
			FG-FGA	Pct	FG-FGA	Pct	FT-FTA	Pct	Off	Def	Tot	Avg								
2015-16	29-9	0/0.0	90-253	.356	39-142	.275	53-78	.679	38	70	108	3.7	6	0	50	46	4	24	272	9.4
2016-17	29-26	966/33.3	129-361	.357	58-177	.328	90-138	.652	34	84	118	4.1	64	2	59	87	5	28	406	14.0
2018-19	5-3	145/29.0	21-58	.362	8-32	.250	19-24	.792	7	23	30	6.0	7	0	9	12	0	7	69	13.8
Total	63-38	1111/17.6	240-672	.357	105-351	.299	162-240	.675	79	177	256	4.1	77	2	118	145	9	59	747	11.9

10 RADSHAD DAVIS

ruh-SHAHD
@davis_boy242
@shad242

Jr. | G | 6-2 | 205 | Nassau, Bahamas | Missouri State-West Plains JC | Sunrise Christian HS

RECORD PERFORMANCES

POINTS

Career 33 vs. Three Rivers (1/20/18)
Season 13 vs. UT Tyler (11/6/18)
Sun Belt

REBOUNDS

Career 13, 2x, Last @ Arkansas Baptist (1/17/18)
Season 11 vs. Northern Iowa (11/10/18)
Sun Belt

ASSISTS

Career 7 vs. Northwest Mississippi (11/28/17)
Season 1, 3x, Last @ rv Indiana (11/20/18)
Sun Belt

STEALS

Career 4, 2x, Last @ Neosho County (11/08/16)
Season 2 vs. UT Tyler (11/6/18)
Sun Belt

FIELD GOALS MADE

Career 13 vs. Three Rivers (1/20/18)
Season 5, 2x, Last @ rv Indiana (11/20/18)
Sun Belt

FIELD GOALS ATTEMPTED

Career 21 vs. Three Rivers (1/20/18)
Season 11 @ rv Indiana (11/20/18)
Sun Belt

FREE THROWS MADE

Career 12 @ Southwest Tennessee (12/15/17)
Season 6 vs. Northern Iowa (11/10/18)
Sun Belt

FREE THROWS ATTEMPTED

Career 12, 2x, Last @ Southwest Tennessee (12/15/17)
Season 8 vs. Northern Iowa (11/10/18)
Sun Belt

3-POINT FIELD GOALS MADE

Career 4 @ Highland (3/10/18)
Season 2 vs. UT Tyler (11/6/18)
Sun Belt

3-POINT FIELD GOALS ATTEMPTED

Career 6 vs. A&M-Corpus Christi (11/16/18)
Season 6 vs. A&M-Corpus Christi (11/16/18)
Sun Belt

MINUTES

Career 37 vs. Indian Hills (1/10/18)
Season 33, 2x, Last @ rv Indiana (11/20/18)
Sun Belt

MISCELLANEOUS

	Year	Career
Double-Figure Points	3	34
20+ Points		10
Double-Doubles		9
5+ Rebounds	5	27
Double-Figure Assists		
Games W/ A Steal	3	31

CAREER STATS

2018-19 NOTEWORTHY

Narrowly missed his first double-double of the season with nine points and 11 rebounds against Northern Iowa.

AS A SOPHOMORE AT MISSOURI STATE-WEST PLAINS (2017-18)

Helped lead the Grizzlies to a 25-9 record and the NJCAA Region XVI title ... finished 2nd in the region in scoring and rebounding ... scored in double figures 27 times and a high of 33 points in a victory over Three Rivers ... grabbed double-figure rebounds eight times with a high of 13 in a win at Arkansas Baptist ... a First Team NJCAA All-Region XVI selection ... named team's co-most valuable player, team captain and defensive player of the year.

AS A FRESHMAN AT MISSOURI STATE-WEST PLAINS (2016-17)

Played just five games due to injury ... in those contests, he averaged 12.6 points and 5.2 rebounds ... opened his career with a 16-point outing against Southeastern Illinois ... tallied 21 at Iowa Western in his final game before injury.

Ranks 1st in Missouri State-West Plains program history for career field-goal percentage (.575) and 6th in career free-throw percentage (.795).

GAME-BY-GAME STATS

Opponent	Date	gs	min	Total		3-Point		F-Throw		Rebounds				pf	a	to	blk	stl	pts	avg
				fg-fga	fg%	3fg-fga	3fg%	ft-fa	ft%	off	def	tot	avg							
at Indiana	11/20/18	*	33	5-11	.455	1-4	.250	1-2	.500	1	5	6	6.0	4	1	4	0	0	12	12.0
UC DAVIS	11/18/18	*	28	4-6	.667	1-2	.500	3-5	.600	2	3	5	5.5	4	1	2	0	1	12	12.0
TEXAS A&M-CORPUS CHRISTI	11/16/18	*	33	1-8	.125	0-6	.000	0-0	.000	2	5	7	6.0	0	0	0	3	1	2	8.7
NORTHERN IOWA	11/10/18	*	24	1-3	.333	1-1	1.000	6-8	.750	1	10	11	7.3	3	0	2	1	0	9	8.8
TEXAS-TYLER	11/06/18	*	24	5-9	.556	2-5	.400	1-1	1.000	2	4	6	7.0	2	1	2	0	2	13	9.6
Totals			5	16-37	.432	5-18	.278	11-16	.688	8	27	35	7.0	13	3	10	4	4	48	9.6

Season	GP-GS	Min/Avg	Total		3-Ptr		F-Throws		Rebounds				PF	FO	A	TO	Blk	Stl	Pts	Avg
			FG-FGA	Pct	FG-FGA	Pct	FT-FTA	Pct	Off	Def	Tot	Avg								
2016-17	5-5	0/0.0	23-36	.639	0-0	.000	17-24	.708	11	15	26	5.2	11	1	4	6	0	5	63	12.6
2017-18	31-30	0/0.0	187-325	.575	17-55	.309	123-152	.809	67	137	204	6.6	23	0	107	79	4	40	517	16.7
2018-19	5-5	142/28.4	16-37	.432	5-18	.278	11-16	.688	8	27	35	7.0	13	0	3	10	4	4	48	9.6
Total	41-40	142/3.5	226-398	.568	22-73	.301	151-192	.786	86	179	265	6.5	47	1	114	95	8	49	628	15.3

13 JABARI NARCIS

NAHR-sis
@jusfly52
@jabari_narcis

Jr. F 6-9 230 Chaguanas, Trinidad Jacksonville College Chaguanas North HS

RECORD PERFORMANCES

POINTS

Career 20 vs. Blinn (2/3/18)
Season 7 @ rv Indiana (11/20/18)
Sun Belt

REBOUNDS

Career 18, 2x, Last vs. Panola (1/11/18)
Season 11 vs. UT Tyler (11/6/18)
Sun Belt

ASSISTS

Career 2 vs. Lee (2/24/18)
Season
Sun Belt

BLOCKS

Career 4, 2x, Last vs. Kilgore (12/2/17)
Season 2, 2x, Last vs. A&M-Corpus Christi (11/16/18)
Sun Belt

FIELD GOALS MADE

Career 8 @ Blinn (2/28/18)
Season 3, 2x, Last @ rv Indiana (11/20/18)
Sun Belt

FIELD GOALS ATTEMPTED

Career 12, 3x, Last @ Blinn (2/28/18)
Season 7 vs. UT Tyler (11/6/18)
Sun Belt

FREE THROWS MADE

Career 6, 2x, Last @ San Jacinto-Central (2/07/18)
Season 1, 2x, Last vs. A&M-Corpus Christi (11/16/18)
Sun Belt

FREE THROWS ATTEMPTED

Career 9 @ Navarro (1/8/18)
Season 2 vs. Northern Iowa (11/10/18)
Sun Belt

OFFENSIVE REBOUNDS

Career 5, 3x, Last vs. Blinn (2/3/18)
Season 3 @ rv Indiana (11/20/18)
Sun Belt

DEFENSIVE REBOUNDS

Career 14, 3x, Last @ Paris (1/13/18)
Season 9 vs. UT Tyler (11/6/18)
Sun Belt

MINUTES

Career 37 vs. Panola (1/11/18)
Season 18 vs. A&M-Corpus Christi (11/16/18)
Sun Belt

MISCELLANEOUS

	Year	Career
Double-Figure Points		15
20+ Points		1
Double-Doubles		9
Double-Figure Rebounds	1	17
3+ Offensive Rebounds	1	21
3+ Blocks		8

CAREER STATS

Season	GP-GS	Min/Avg	Total		3-Ptr		F-Throws		Rebounds											Pts	Avg
			FG-FGA	Pct	FG-FGA	Pct	FT-FTA	Pct	Off	Def	Tot	Avg	PF	FO	A	TO	Blk	Stl			
2016-17	25-11	0/0.0	67-149	.450	12-53	.226	22-47	.468	50	134	184	7.4	53	0	8	25	35	7	168	6.7	
2017-18	29-17	0/0.0	82-147	.558	7-20	.350	50-81	.617	63	179	242	8.3	41	1	15	33	39	8	221	7.6	
2018-19	5-0	57/11.4	7-14	.500	1-6	.167	2-3	.667	6	15	21	4.2	9	0	0	3	5	3	17	3.4	
Total	59-28	57/11.0	156-310	.503	20-79	.253	74-131	.565	119	328	447	7.6	103	1	23	61	79	18	406	6.9	

2018-19 NOTEWORTHY

Game-best 11 rebounds in the opener versus UT Tyler ... all seven points and six of seven rebounds came in the 2nd half at Indiana, with the seven points representing his most against a D-I team.

AS A SOPHOMORE AT JACKSONVILLE (TEXAS) COLLEGE (2017-18)

Scored a season-high 20 points with 16 rebounds in a home victory over Blinn College ... scored 19 in a win at Blinn ... registered nine double-figure rebound performances with a high of 18 in a loss to Panola College ... helped lead the team to a 21-9 overall record and a Region XIV South Division title.

AS A FRESHMAN AT JACKSONVILLE (TEXAS) COLLEGE (2016-17)

Four double-doubles on the year ... season-high 15 points on four occasions ... pulled down a season-best 18 rebounds at LSU Alexandria; grabbed 16 rebounds against Provision Prep.

Has competed for the Trinidad & Tobago U19 National Team.

GAME-BY-GAME STATS

Opponent	Date	gs	min	Total		3-Point		F-Throw		Rebounds				pf	a	to	blk	stl	pts	avg
				fg-fga	fg%	3fg-fga	3fg%	ft-fa	ft%	off	def	tot	avg							
at Indiana	11/20/18		13	3-4	.750	1-2	.500	0-0	.000	3	4	7	7.0	4	0	0	1	0	7	7.0
UC DAVIS	11/18/18		6	0-0	.000	0-0	.000	0-0	.000	0	0	0	3.5	2	0	0	0	0	0	3.5
TEXAS A&M-CORPUS CHRISTI	11/16/18		18	1-2	.500	0-1	.000	1-1	1.000	0	2	2	3.0	2	0	0	2	1	3	3.3
NORTHERN IOWA	11/10/18		3	0-1	.000	0-1	.000	1-2	.500	1	0	1	2.5	1	0	0	0	0	1	2.8
TEXAS-TYLER	11/06/18		17	3-7	.429	0-2	.000	0-0	.000	2	9	11	4.2	0	0	3	2	2	6	3.4
Totals		0	57	7-14	.500	1-6	.167	2-3	.667	6	15	21	4.2	9	0	3	5	3	17	3.4

21 PEDRO CASTRO

R-Fr. G 6-6 185 Fort Worth, TX Brewer HS

RECORD PERFORMANCES

POINTS

Career 5 vs. UC Davis (11/18/18)
Season Same As Career
Sun Belt

REBOUNDS

Career 5 vs. UC Davis (11/18/18)
Season Same As Career
Sun Belt

ASSISTS

Career 2 vs. UC Davis (11/18/18)
Season Same As Career
Sun Belt

STEALS

Career 1 vs. UC Davis (11/18/18)
Season Same As Career
Sun Belt

FIELD GOALS MADE

Career 2 vs. UC Davis (11/18/18)
Season Same As Career
Sun Belt

FIELD GOALS ATTEMPTED

Career 6 vs. UT Tyler (11/6/18)
Season Same As Career
Sun Belt

FREE THROWS MADE

Career
Season
Sun Belt

FREE THROWS ATTEMPTED

Career
Season
Sun Belt

3-POINT FIELD GOALS MADE

Career 1 vs. UC Davis (11/18/18)
Season Same As Career
Sun Belt

3-POINT FIELD GOALS ATTEMPTED

Career 4 vs. UT Tyler (11/6/18)
Season Same As Career
Sun Belt

MINUTES

Career 17 vs. UC Davis (11/18/18)
Season Same As Career
Sun Belt

MISCELLANEOUS

	Year	Career
Double-Figure Points		
20+ Points		
Double-Doubles		
5+ Rebounds	1	1
Double-Figure Assists		
Games W/ A Steal	1	1

CAREER STATS

2018-19 NOTEWORTHY

Career-best five points and five rebounds in 17 minutes against UC Davis.

AS A FRESHMAN (2017-18)

Did not appear in a game ... utilized a redshirt season and has four years of eligibility remaining.

HIGH SCHOOL

Posted averages of 16.6 points, 7.3 rebounds, 2.5 assists, 1.3 steals and 2.6 blocks per game as a senior ... named district 6-5A Most Valuable Player after leading team to a 23-9 overall record... twice named first team all-district ... earned second team Star-Telegram Super Team honors ... all-area and TABC 5A all-region selection ... participated in a Tarrant vs Dallas County All-Star Game ... averaged 14 points, rebounds and 3 assists as a junior ... ranked as a top 100 player in Texas by Texas Basketball Review ... rated as No. 36 in the state by Texas Top 100.

Had open heart surgery at the age of 16 to repair a vein wrapped around a heart valve.



GAME-BY-GAME STATS

Opponent	Date	gs	min	Total		3-Point		F-Throw		Rebounds				pf	a	to	blk	stl	pts	avg
				fg-fga	fg%	3fg-fga	3fg%	ft-fa	ft%	off	def	tot	avg							
at Indiana	11/20/18	16		0-2	.000	0-2	.000	0-0	.000	1	1	2	2.0	0	0	0	0	0	0	0.0
UC DAVIS	11/18/18	17		2-3	.667	1-2	.500	0-0	.000	0	5	5	3.5	3	2	0	0	1	5	2.5
TEXAS A&M-CORPUS CHRISTI	11/16/18	3		0-2	.000	0-2	.000	0-0	.000	0	0	0	2.3	0	0	0	0	0	0	1.7
NORTHERN IOWA	11/10/18	4		0-1	.000	0-1	.000	0-0	.000	0	0	0	1.8	0	0	0	0	0	0	1.3
TEXAS-TYLER	11/06/18	15		1-6	.167	0-4	.000	0-0	.000	0	3	3	2.0	0	0	0	1	0	2	1.4
Totals		0	55	3-14	.214	1-11	.091	0-0	.000	1	9	10	2.0	3	2	0	1	1	7	1.4

Season	GP-GS	Min/Avg	Total		3-Ptr		F-Throws		Rebounds				PF	FO	A	TO	Blk	Stl	Pts	Avg
			FG-FGA	Pct	FG-FGA	Pct	FT-FTA	Pct	Off	Def	Tot	Avg								
2018-19	5-0	55/11.0	3-14	.214	1-11	.091	0-0	.000	1	9	10	2.0	3	0	2	0	1	1	7	1.4
Total	5-0	55/11.0	3-14	.214	1-11	.091	0-0	.000	1	9	10	2.0	3	0	2	0	1	1	7	1.4

22 | TIANDRE JACKSON-YOUNG

Jr. G 6-3 195 Marshall, TX Tyler JC Marshall HS

RECORD PERFORMANCES

POINTS

Career 28 @ San Jacinto-Central (1/10/18)
Season 7 vs. Northern Iowa (11/10/18)
Sun Belt

REBOUNDS

Career 11 vs. UC Davis (11/18/18)
Season 11 vs. UC Davis (11/18/18)
Sun Belt

ASSISTS

Career 4 vs. Houston CC (12/31/17)
Season 1 vs. Northern Iowa (11/10/18)
Sun Belt

STEALS

Career 3 vs. Lamar State-Port Arthur (3/8/18)
Season 1 @ rv Indiana (11/20/18)
Sun Belt

FIELD GOALS MADE

Career 11 @ San Jacinto-Central (1/10/18)
Season 3 vs. Northern Iowa (11/10/18)
Sun Belt

FIELD GOALS ATTEMPTED

Career 18 @ San Jacinto-Central (1/10/18)
Season 6, 2x, Last vs. UC Davis (11/18/18)
Sun Belt

FREE THROWS MADE

Career 7 @ Lee (1/5/18)
Season 1 vs. UC Davis (11/18/18)
Sun Belt

FREE THROWS ATTEMPTED

Career 7 @ Lee (1/5/18)
Season 2, 3x, Last vs. UC Davis (11/18/18)
Sun Belt

3-POINT FIELD GOALS MADE

Career 8 @ Paris (2/18/17)
Season 1, 2x, Last vs. UC Davis (11/18/18)
Sun Belt

3-POINT FIELD GOALS ATTEMPTED

Career 12 @ Paris (2/18/17)
Season 3 vs. A&M-Corpus Christi (11/16/18)
Sun Belt

MINUTES

Career 39 vs. San Jacinto-Central (3/9/18)
Season 34 vs. UC Davis (11/18/18)
Sun Belt

MISCELLANEOUS

	Year	Career
Double-Figure Points		34
20+ Points		4
Double-Doubles		
5+ Rebounds	3	11
Double-Figure Assists		
Games W/ A Steal	1	23

CAREER STATS

Season	GP-GS	Min/Avg	Total		3-Ptr		F-Throws		Rebounds											Pts	Avg
			FG-FGA	Pct	FG-FGA	Pct	FT-FTA	Pct	Off	Def	Tot	Avg	PF	FO	A	TO	Blk	Stl			
2016-17	29-0	0/0.0	98-216	.454	61-127	.480	22-32	.688	10	35	45	1.6	31	0	15	34	3	14	279	9.6	
2017-18	33-4	0/0.0	135-301	.449	48-141	.340	59-77	.766	16	99	115	3.5	39	0	24	34	6	13	377	11.4	
2018-19	5-2	123/24.6	8-23	.348	2-11	.182	1-6	.167	13	12	25	5.0	15	0	2	3	1	1	19	3.8	
Total	67-6	123/1.8	241-540	.446	111-279	.398	82-115	.713	39	146	185	2.8	85	0	41	71	10	28	675	10.1	

2018-19 NOTEWORTHY

Seven points, seven rebounds and a +/- of +7 against Northern Iowa ... career-high 11 rebounds against UC Davis.

AS A SOPHOMORE AT TYLER (TEXAS) JUNIOR COLLEGE (2017-18)

Earned all-tournament honors at the Region XIV championships ... scored in double figures 20 times with high of 28 points in a loss at San Jacinto-Central ... helped TJC to a 26-7 record and the NJCAA national tournament.

AS A FRESHMAN AT TYLER (TEXAS) JUNIOR COLLEGE (2016-17)

Shot a Region XIV-leading 48 percent from behind the 3-point arc ... helped lead the Apaches to a 24-5 record and the Region XIV North Division title.

HIGH SCHOOL

2,000-point scorer and 1,000-rebound member ... averaged 31.2 points and 11 rebounds per game as a senior ... Y.A. Tittle Male Athlete of the Year for East Texas.

Also participated in track and field in high school; finished in 2nd place at the 2016 UIL Class 5A state championships in the long jump.

GAME-BY-GAME STATS

Opponent	Date	gs	min	Total		3-Point		F-Throw		Rebounds									pts	avg	
				fg	fg%	3fg-fga	3fg%	ft-fa	ft%	off	def	tot	avg	pf	a	to	blk	stl			
at Indiana	11/20/18	*	25	1-3	.333	0-2	.000	0-0	.000	0	0	0	0.0	4	0	0	0	1	2	2.0	
UC DAVIS	11/18/18	*	34	2-6	.333	1-2	.500	1-2	.500	6	5	11	5.5	3	1	1	0	1	6	4.0	
TEXAS A&M-CORPUS CHRISTI	11/16/18		22	2-6	.333	0-3	.000	0-2	.000	2	3	5	5.3	4	0	0	0	0	4	4.0	
NORTHERN IOWA	11/10/18		24	3-5	.600	1-2	.500	0-2	.000	4	3	7	5.8	2	1	2	0	0	7	4.8	
TEXAS-TYLER	11/06/18		18	0-3	.000	0-2	.000	0-0	.000	1	1	2	5.0	2	0	0	0	0	0	3.8	
Totals			2	123	8-23	.348	2-11	.182	1-6	.167	13	12	25	5.0	15	2	3	1	1	19	3.8

23 | PATRICK MWAMBA

Fr. F 6-5 188 Bukava, Congo NBA Academy Africa Keur Madior International HS

mm-WAMBA
@patrick29856225
@patrick_kzmwamba

RECORD PERFORMANCES

POINTS

Career 13 vs. UT Tyler (11/6/18)
Season Same As Career
Sun Belt

REBOUNDS

Career 5 vs. UT Tyler (11/6/18)
Season Same As Career
Sun Belt

ASSISTS

Career 2 vs. Northern Iowa (11/10/18)
Season Same As Career
Sun Belt

STEALS

Career 4 vs. UT Tyler (11/6/18)
Season Same As Career
Sun Belt

FIELD GOALS MADE

Career 5 vs. UT Tyler (11/6/18)
Season Same As Career
Sun Belt

FIELD GOALS ATTEMPTED

Career 7 vs. UT Tyler (11/6/18)
Season Same As Career
Sun Belt

FREE THROWS MADE

Career 3 vs. UT Tyler (11/6/18)
Season Same As Career
Sun Belt

FREE THROWS ATTEMPTED

Career 5 vs. UT Tyler (11/6/18)
Season Same As Career
Sun Belt

3-POINT FIELD GOALS MADE

Career
Season
Sun Belt

3-POINT FIELD GOALS ATTEMPTED

Career 1 vs. UT Tyler (11/6/18)
Season Same As Career
Sun Belt

MINUTES

Career 21 vs. UT Tyler (11/6/18)
Season Same As Career
Sun Belt

MISCELLANEOUS

	Year	Career
Double-Figure Points	1	1
20+ Points		
Double-Doubles		
5+ Rebounds	1	1
Double-Figure Assists		
Games W/ A Steal	2	2

CAREER STATS

2018-19 NOTEWORTHY

13 points and five rebounds in his collegiate debut versus UT Tyler ... **injured his ankle against Texas A&M-Corpus Christi and is day-to-day.**

HIGH SCHOOL

Mwamba is the first NBA Academy Africa graduate to sign with an NCAA Division-I school and just the fourth overall from the seven NBA Academies throughout the world. The elite training academy in Africa – located in Senegal – is a partnership between the NBA and non-profit SEED Project (Sports for Education and Economic Development), which uses basketball as a platform to engage youth in academic, athletic and leadership programs.

This past spring, Mwamba participated in the first NCAA-sponsored Next Generation Sunday at the Final Four in San Antonio in partnership with the NBA Academies. The event was designed to provide unprecedented opportunities for potential future student-athletes, and that is exactly what transpired for UTA and Mwamba as Mavericks' coaches.



GAME-BY-GAME STATS

Opponent	Date	gs	min	Total		3-Point		F-Throw		Rebounds				pf	a	to	blk	stl	pts	avg	
				fg-fga	fg%	3fg-fga	3fg%	ft-fa	ft%	off	def	tot	avg								
TEXAS A&M-CORPUS CHRISTI	11/16/18	*	3	1-1	1.000	0-0	.000	0-0	.000	1	0	1	1.0	0	0	0	0	0	2	2.0	
NORTHERN IOWA	11/10/18	*	17	3-3	1.000	0-0	.000	0-0	.000	0	1	1	1.0	4	2	2	0	1	6	4.0	
TEXAS-TYLER	11/06/18	*	20	5-7	.714	0-1	.000	3-5	.600	1	4	5	2.3	2	0	0	0	4	13	7.0	
Totals			3	40	9-11	.818	0-1	.000	3-5	.600	2	5	7	2.3	6	2	2	0	5	21	7.0

Season	GP-GS	Min/Avg	Total		3-Ptr		F-Throws		Rebounds				PF	FO	A	TO	Blk	Stl	Pts	Avg
			FG-FGA	Pct	FG-FGA	Pct	FT-FTA	Pct	Off	Def	Tot	Avg								
2018-19	3-3	40/13.3	9-11	.818	0-1	.000	3-5	.600	2	5	7	2.3	6	0	2	2	0	5	21	7.0
Total	3-3	40/13.3	9-11	.818	0-1	.000	3-5	.600	2	5	7	2.3	6	0	2	2	0	5	21	7.0

SEASON BOX SCORES

UT TYLER

UT Tyler - 66		Record: 0-0														
NO.	Name	Min	FG	3P	FT	Rebounds	Fouls	TP	AS	TO	ST	Blocks	BS	BA	+	-
11	Xavier Fogle	F 17:37	3-8	0-3	2-2	1 2 3	3 1	8	2	0	0	0	1	-19		
0	Cameron Frank	G 12:03	1-2	0-1	0-0	0 2 2	2 1	2	1	1	0	0	0	-4		
4	Omar Mohamed	G 20:28	4-6	1-3	0-1	1 3 4	2 2	9	1	2	0	2	0	-14		
10	Davis Moore	G 17:51	1-4	1-3	0-0	0 1 1	3 1	3	2	4	1	0	1	-27		
2	Tyrick Bennett	15:15	0-2	0-0	0 2 1	3 0	1 0	0	2	0	0	0	0	-13		
3	Jared Jenkins	14:42	1-3	1-3	0-0	0 2 2	1 0	3	2	1	0	0	0	-5		
14	Chris Craig	17:37	3-6	1-3	3-4	0 0 0	2 4	10	2	1	1	0	1	1		
15	Corbin Stephens	08:43	0-2	0-2	0-0	1 1 1	2 1	0	0	3	0	0	1	-6		
1	Brad Mason	11:32	2-5	1-2	2-2	0 2 2	1 1	7	4	1	0	0	0	-10		
5	Kaelin Love	10:41	2-3	0-0	0 2 1	3 1	0 4	0	1	0	1	0	1	-14		
12	Trey Teal	08:30	1-3	0-1	0-0	0 2 0	2 1	0	2	1	0	0	0	4		
13	Montee Randle	07:39	1-1	1-1	0-0	1 1 2	0 0	3	1	1	0	1	0	7		
20	Darius Alford	19:34	2-9	1-4	2-3	0 0 4	2 2	7	1	3	1	0	0	-15		
21	Lense Ramey	12:51	2-4	1-3	0-0	0 2 2	0 1	5	0	2	0	0	0	-6		
23	Deven Banitt	04:57	1-3	1-3	0-0	0 0 0	0 0	3	0	0	0	0	0	1		
Team						0 0 0		0	1							
Totals			24-61	9-32	9-12	9 22 31	20 15	66	16	24	3	4	4	-24		

Technical Fouls: NONE

UT Arlington - 90		Record: 1-0														
NO.	Name	Min	FG	3P	FT	Rebounds	Fouls	TP	AS	TO	ST	Blocks	BS	BA	+	-
23	Patrick Mwamba	F 20:50	5-7	0-1	3-5	1 4 5	2 3	13	0	0	4	0	0	29		
0	Brian Warren	G 16:31	2-7	1-3	6-7	1 1 2	4 5	11	2	1	0	0	0	-3		
4	David Azore	G 21:28	4-12	1-3	6-7	3 3 6	0 4	15	1	1	1	0	0	25		
5	Edric Dennis	G 22:16	8-14	2-4	2-2	2 1 3	1 3	20	4	1	1	0	1	19		
10	Radshad Davis	G 24:21	5-9	2-5	1-1	2 4 6	2 1	13	1	2	2	0	1	30		
11	Ike Durham	03:12	0-0	0-0	0-0	0 0 0	0 0	0	0	0	0	0	0	-5		
3	Ayoub Nohi	13:02	1-2	0-1	0-0	0 0 0	0 0	2	1	0	0	0	0	1		
22	TiAndre Jackson-Young	18:33	0-3	0-2	0-0	1 1 2	2 0	0	0	0	0	0	0	-13		
13	Jabari Narcis	17:02	3-7	0-2	0-0	2 9 11	0 0	6	0	3	2	2	2	5		
2	DJ Bryant	23:29	1-2	0-1	3-4	1 3 4	1 0	4	5	5	2	2	1	30		
15	Scott Muirhead	03:26	1-2	1-2	0-0	0 0 0	0 0	0	0	0	0	0	0	1		
21	Pedro Castro	15:47	1-6	0-4	0-0	0 3 3	0 0	2	0	0	0	1	0	4		
30	Patrick Binzer	00:03	0-0	0-0	0-0	0 0 0	0 0	0	0	0	0	0	0	-3		
Team						0 0 0		0	2							
Totals			31-71	7-28	21-26	13 29 42	16 20	90	14	13	12	4	4	24		

Technical Fouls: Durham 2; 8:30

UT Arlington - 90		Record: 1-0														
NO.	Name	Min	FG	3P	FT	Rebounds	Fouls	TP	AS	TO	ST	Blocks	BS	BA	+	-
23	Patrick Mwamba	F 20:50	5-7	0-1	3-5	1 4 5	2 3	13	0	0	4	0	0	29		
0	Brian Warren	G 16:31	2-7	1-3	6-7	1 1 2	4 5	11	2	1	0	0	0	-3		
4	David Azore	G 21:28	4-12	1-3	6-7	3 3 6	0 4	15	1	1	1	0	0	25		
5	Edric Dennis	G 22:16	8-14	2-4	2-2	2 1 3	1 3	20	4	1	1	0	1	19		
10	Radshad Davis	G 24:21	5-9	2-5	1-1	2 4 6	2 1	13	1	2	2	0	1	30		
11	Ike Durham	03:12	0-0	0-0	0-0	0 0 0	0 0	0	0	0	0	0	0	-5		
3	Ayoub Nohi	13:02	1-2	0-1	0-0	0 0 0	0 0	2	1	0	0	0	0	1		
22	TiAndre Jackson-Young	18:33	0-3	0-2	0-0	1 1 2	2 0	0	0	0	0	0	0	-13		
13	Jabari Narcis	17:02	3-7	0-2	0-0	2 9 11	0 0	6	0	3	2	2	2	5		
2	DJ Bryant	23:29	1-2	0-1	3-4	1 3 4	1 0	4	5	5	2	2	1	30		
15	Scott Muirhead	03:26	1-2	1-2	0-0	0 0 0	0 0	0	0	0	0	0	0	1		
21	Pedro Castro	15:47	1-6	0-4	0-0	0 3 3	0 0	2	0	0	0	1	0	4		
30	Patrick Binzer	00:03	0-0	0-0	0-0	0 0 0	0 0	0	0	0	0	0	0	-3		
Team						0 0 0		0	2							
Totals			31-71	7-28	21-26	13 29 42	16 20	90	14	13	12	4	4	24		

Technical Fouls: Durham 2; 8:30

TEXAS A&M-CORPUS CHRISTI

Texas A&M-Corpus Christi - 73		Record: 3-1														
NO.	Name	Min	FG	3P	FT	Rebounds	Fouls	TP	AS	TO	ST	Blocks	BS	BA	+	-
35	Tony Lewis	F 29:20	9-15	0-1	0-0	0 6 6	6 3	0 18	0	2	0	0	0	0	14	
2	Myles Smith	G 29:30	9-15	1-1	2-2	4 2 6	3 2	21	1	1	0	0	2	9		
4	Jashawn Talton	G 19:37	1-3	0-1	0-0	2 5 7	3 5	2	1	2	0	0	1	0		
11	Kareem South	G 33:56	4-11	1-3	1-2	4 3 7	2 3	10	4	0	2	0	1	9		
22	Emmanuel Toney	G 34:16	3-7	2-3	4-6	1 4 5	0 0	4	12	8	1	3	1	11		
1	Tre Gray	01:51	0-0	0-0	0-0	0 0 0	0 0	0	0	1	0	0	0	-3		
5	Javae Lampkins	02:17	0-0	0-0	0-0	0 1 1	0 0	0	0	0	0	0	0	0		
0	Kyle Brown	01:15	0-0	0-0	0-0	0 0 0	0 0	0	0	0	0	0	0	-2		
14	Elijah Schmidt	06:15	0-1	0-0	0-0	1 1 2	1 0	2	0	0	0	0	0	-8		
23	Jalon Clark	05:15	0-1	0-1	0-0	0 0 0	0 0	0	0	0	0	0	0	-3		
15	Ishaad Hunte	12:03	2-4	0-0	0-0	1 0 1	1 1	4	1	2	0	1	0	2		
45	Jake Babic	24:25	1-6	1-5	1-3	0 2 2	3 2	4	3	1	1	0	0	1		
Team						0 2 2		0	1							
Totals			30-63	5-15	8-13	13 26 39	17 17	73	18	11	6	2	5	6		

Technical Fouls: NONE

UT Arlington - 67		Record: 2-1														
NO.	Name	Min	FG	3P	FT	Rebounds	Fouls	TP	AS	TO	ST	Blocks	BS	BA	+	-
23	Patrick Mwamba	F 02:40	1-1	0-0	0-0	1 0 1	0 0	2	0	0	0	0	0	4		
0	Brian Warren	G 36:13	10-14	4-7	2-2	0 1 1	2 4	26	3	2	1	0	0	-5		
4	David Azore	G 28:02	3-14	0-5	4-4	1 1 2	4 4	10	1	4	1	0	2	-2		
5	Edric Dennis	G 26:42	2-10	1-7	3-6	3 4 7	0 3	8	1	3	0	0	0	-4		
10	Radshad Davis	G 32:45	1-8	0-6	0-0	2 5 7	0 0	2	0	0	1	3	0	-17		
3	Ayoub Nohi	07:41	1-1	0-0	1-2	0 2 2	1 1	3	0	1	0	0	0	11		
13	Jabari Narcis	17:45	1-2	0-1	1-1	0 2 2	2 1	3	0	0	1	2	0	6		
21	Pedro Castro	02:40	0-2	0-2	0-0	0 0 0	0 0	0	0	0	0	0	0	-3		
2	DJ Bryant	24:02	2-3	1-1	4-4	0 2 2	4 3	9	4	2	0	0	0	-7		
22	TiAndre Jackson-Young	21:30	2-6	0-3	0-2	2 3 5	4 1	4	0	0	0	0	0	-13		
Team						0 2		0								
Totals			23-61	6-32	15-21	11 20 31	17 17	67	9	12	4	5	2	-6		

Technical Fouls: NONE

	A&M-CC	UTA	Points from	A&M-CC	UTA	Period by Period Scoring			
Biggest lead	6 (2 nd 0:07)	12 (1 st 4:57)	Turnovers	7	10				
Best Scoring Run	11 (2 nd 17:20)	6 (1 st 6:10)	Paint	38	22	A&M-CC	1st	2nd	TOT
Lead Change	8		Second Chance	20	11		30	43	73
Times Tied	7		Fast Breaks	9	10	UTA	39	28	67
Time with Lead	05:55	29:18	Bench	10	19				



SEASON BOX SCORES

@ RV INDIANA

UT Arlington - 64														
Record: 3-2														
NO.	Name	Min	FG	M-A	3P	M-A	FT	M-A	Rebounds	OR	DR	TOT	Fouls	PF
3	Ayoub Nouhi	F 07:09	0-0	0-0	0-0	0-0	1	0	1	1	0	1	0	0
0	Brian Warren	G 26:15	5-12	3-7	1-2	0	1	1	3	4	14	3	3	0
2	DJ Bryant	G 24:17	0-1	0-1	0-0	0	0	0	1	2	0	3	1	5
10	Rashad Davis	G 33:23	5-11	1-4	1-2	1	5	6	4	1	12	1	4	0
22	TiAndre Jackson-Young	G 24:58	1-3	0-2	0-0	0	0	0	4	0	2	0	0	1
5	Edric Dennis	31:08	6-15	3-10	4-4	0	1	1	1	2	19	0	4	1
21	Pedro Castro	15:42	0-2	0-2	0-0	1	1	2	0	0	0	0	0	0
4	David Azore	24:00	4-8	0-1	2-2	0	1	1	4	2	10	0	4	2
13	Jabari Narcis	13:08	3-4	1-2	0-0	3	4	7	4	1	7	0	0	0
Team														
Totals			24-56	8-29	8-10	7	18	25	23	12	64	7	18	9

Shooting By Period		
1st FG%	8-25	32.0%
3PT%	1-12	8.3%
FT%	5-6	83.3%
2nd FG%	16-31	51.6%
3PT%	7-17	41.2%
FT%	3-4	75%
GM FG%	24-56	42.9%
3PT%	8-29	27.6%
FT%	8-10	80.0%

Dead Ball Rebounds: 3, 1

Technical Fouls: Coach 2nd 18:13

Indiana - 78														
Record: 4-1														
NO.	Name	Min	FG	M-A	3P	M-A	FT	M-A	Rebounds	OR	DR	TOT	Fouls	PF
3	Justin Smith	F 34:19	5-8	0-0	3-4	0	5	5	1	3	13	2	6	1
13	Juwan Morgan	F 35:37	9-11	0-0	5-9	6	4	10	3	7	23	4	3	2
0	Romeo Langford	G 34:25	7-14	0-3	2-2	3	5	8	1	4	16	2	4	1
1	Ajami Durham	G 11:09	2-6	1-4	1-1	0	0	0	0	1	6	1	1	0
10	Rob Phinisee	G 38:36	4-9	0-1	0-0	0	3	3	4	3	8	4	2	3
23	Damezi Anderson	17:47	3-4	1-2	0-0	0	1	1	3	0	7	2	1	0
55	Evan Fitzner	28:07	0-3	0-2	5-7	0	5	5	0	4	5	2	1	0
Team														
Totals			30-55	2-12	16-23	9	24	33	12	22	78	17	18	7

Shooting By Period		
1st FG%	16-30	53.3%
3PT%	1-10	10.0%
FT%	6-7	85.7%
2nd FG%	14-25	56.0%
3PT%	1-2	50.0%
FT%	10-16	62.5%
GM FG%	30-55	54.5%
3PT%	2-12	16.7%
FT%	16-23	69.6%

Dead Ball Rebounds: 4, 0

Technical Fouls: NONE

	UTA	IND
Biggest lead	0 (1 st 20:00)	20 (2 nd 18:36)
Best Scoring Run	6 (2 nd 16:47)	9 (1 st 1:36)
Lead Changes	0	
Times Tied	0	
Time with Lead	00:00	38:04

@ TULSA

UT RIO GRANDE VALLEY



2018-19 SEASON STATISTICS

2018-19 @UTA_MBB MAVERICKS UT Arlington Game by Game Comparison

All Games

Opponent	1st	2nd	Score	Mar	Total FG	FG Pct	3-Pointers	3FG Pct	Free Throws	FT Pct	Rebounds	Assist	T/Over	Block	Steal	Fouls	
Indiana	25/51	41/39	90-66	+24	31-71/24-61	.437/.393	7-28/9-32	.250/.281	21-26/9-12	.808/.750	42/31	+11	14/16	13/24	4/4	12/3	17/20
UC DAVIS	32/33	42/32	74-65	+9	23-51/22-56	.451/.393	5-19/3-22	.263/.136	23-31/18-27	.742/.667	37/29	+8	13/8	14/10	1/6	8/5	21/24
TEXAS A&M-CORPU:	39/30	28/43	67-73	(-6)	23-61/30-63	.377/.476	6-32/5-15	.188/.333	15-21/8-13	.714/.615	31/39	(-8)	9/18	12/11	5/2	4/6	17/17
NORTHERN IOWA	38/30	30/29	68-59	+9	18-47/20-45	.383/.444	8-26/6-23	.308/.261	24-28/13-25	.857/.520	33/29	+4	11/10	14/18	1/0	8/4	26/25
TEXAS-TYLER	39/22	39/42	64-78	(-14)	24-56/30-55	.429/.545	8-29/2-12	.276/.167	8-10/16-23	.800/.696	25/33	(-8)	7/17	18/18	1/4	9/7	22/12

Note: Game totals are displayed in the format TEAM/OPPONENT for each category

2018-19 SEASON STATISTICS

UTA GAME HIGHS

Points	90	TEXAS-TYLER (11/06/18)
	74	NORTHERN IOWA (11/10/18)
	68	UC DAVIS (11/18/18)
Field Goals Made	67	TEXAS A&M-CORPUS CHRISTI (11/16/18)
	31	TEXAS-TYLER (11/06/18)
Field Goal Attempts	23	NORTHERN IOWA (11/10/18)
	71	TEXAS-TYLER (11/06/18)
	56	at Indiana (11/20/18)
Field Goal Percentage	.451 (23-51)	NORTHERN IOWA (11/10/18)
	.429 (24-56)	at Indiana (11/20/18)
3 PT Field Goals Made	8	at Indiana (11/20/18)
	8	UC DAVIS (11/18/18)
	6	TEXAS A&M-CORPUS CHRISTI (11/16/18)
3 PT Field Goals Attempted	32	TEXAS A&M-CORPUS CHRISTI (11/16/18)
	28	TEXAS-TYLER (11/06/18)
3 PT Field Goal Percentage	.308 (8-26)	UC DAVIS (11/18/18)
	.263 (5-19)	NORTHERN IOWA (11/10/18)
Free Throws Made	24	UC DAVIS (11/18/18)
	21	TEXAS-TYLER (11/06/18)
Free Throws Attempts	31	NORTHERN IOWA (11/10/18)
	26	TEXAS-TYLER (11/06/18)
Free Throw Percentage	.857 (24-28)	UC DAVIS (11/18/18)
	.800 (8-10)	at Indiana (11/20/18)
Rebounds	42	TEXAS-TYLER (11/06/18)
	37	NORTHERN IOWA (11/10/18)
	33	UC DAVIS (11/18/18)
	31	TEXAS A&M-CORPUS CHRISTI (11/16/18)
Assists	14	TEXAS-TYLER (11/06/18)
	11	UC DAVIS (11/18/18)
Steals	12	TEXAS-TYLER (11/06/18)
	8	NORTHERN IOWA (11/10/18)
Blocked Shots	5	TEXAS A&M-CORPUS CHRISTI (11/16/18)
	1	at Indiana (11/20/18)
Turnovers	18	at Indiana (11/20/18)
	13	TEXAS-TYLER (11/06/18)
Fouls	26	UC DAVIS (11/18/18)
	21	NORTHERN IOWA (11/10/18)

UTA GAME LOWS

Points	64	at Indiana (11/20/18)
	67	TEXAS A&M-CORPUS CHRISTI (11/16/18)
	68	UC DAVIS (11/18/18)
Field Goals Made	74	NORTHERN IOWA (11/10/18)
	18	UC DAVIS (11/18/18)
Field Goal Attempts	24	at Indiana (11/20/18)
	47	UC DAVIS (11/18/18)
	56	at Indiana (11/20/18)
Field Goal Percentage	.377 (23-61)	TEXAS A&M-CORPUS CHRISTI (11/16/18)
	.429 (24-56)	at Indiana (11/20/18)
3 PT Field Goals Made	5	NORTHERN IOWA (11/10/18)
	7	TEXAS-TYLER (11/06/18)
3 PT Field Goals Attempted	19	NORTHERN IOWA (11/10/18)
	28	TEXAS-TYLER (11/06/18)
3 PT Field Goal Percentage	.188 (6-32)	TEXAS A&M-CORPUS CHRISTI (11/16/18)
	.263 (5-19)	NORTHERN IOWA (11/10/18)
Free Throws Made	8	at Indiana (11/20/18)
	21	TEXAS-TYLER (11/06/18)
Free Throws Attempts	10	at Indiana (11/20/18)
	26	TEXAS-TYLER (11/06/18)
Free Throw Percentage	.714 (15-21)	TEXAS A&M-CORPUS CHRISTI (11/16/18)
	.800 (8-10)	at Indiana (11/20/18)
Rebounds	25	at Indiana (11/20/18)
	31	TEXAS A&M-CORPUS CHRISTI (11/16/18)
	33	UC DAVIS (11/18/18)
	37	NORTHERN IOWA (11/10/18)
Assists	7	at Indiana (11/20/18)
	11	UC DAVIS (11/18/18)
Steals	4	TEXAS A&M-CORPUS CHRISTI (11/16/18)
	9	at Indiana (11/20/18)
Blocked Shots	1	NORTHERN IOWA (11/10/18)
	1	UC DAVIS (11/18/18)
	1	at Indiana (11/20/18)
	5	TEXAS A&M-CORPUS CHRISTI (11/16/18)
Turnovers	12	TEXAS A&M-CORPUS CHRISTI (11/16/18)
	14	UC DAVIS (11/18/18)
Fouls	17	TEXAS A&M-CORPUS CHRISTI (11/16/18)
	17	TEXAS-TYLER (11/06/18)
	22	at Indiana (11/20/18)

OPPONENT GAME HIGHS

Points	78	at Indiana (11/20/18)
	73	TEXAS A&M-CORPUS CHRISTI (11/16/18)
	66	TEXAS-TYLER (11/06/18)
	65	NORTHERN IOWA (11/10/18)
Field Goals Made	30	at Indiana (11/20/18)
	30	TEXAS A&M-CORPUS CHRISTI (11/16/18)
Field Goal Attempts	22	NORTHERN IOWA (11/10/18)
	63	TEXAS A&M-CORPUS CHRISTI (11/16/18)
	56	NORTHERN IOWA (11/10/18)
Field Goal Percentage	.545 (30-55)	at Indiana (11/20/18)
	.444 (20-45)	UC DAVIS (11/18/18)
3 PT Field Goals Made	9	TEXAS-TYLER (11/06/18)
	5	TEXAS A&M-CORPUS CHRISTI (11/16/18)
3 PT Field Goals Attempted	32	TEXAS-TYLER (11/06/18)
	22	NORTHERN IOWA (11/10/18)
3 PT Field Goal Percentage	.333 (5-15)	TEXAS A&M-CORPUS CHRISTI (11/16/18)
	.261 (6-23)	UC DAVIS (11/18/18)
Free Throws Made	18	NORTHERN IOWA (11/10/18)
	13	UC DAVIS (11/18/18)
Free Throws Attempts	27	NORTHERN IOWA (11/10/18)
	23	at Indiana (11/20/18)
Free Throw Percentage	.750 (9-12)	TEXAS-TYLER (11/06/18)
	.667 (18-27)	NORTHERN IOWA (11/10/18)
Rebounds	39	TEXAS A&M-CORPUS CHRISTI (11/16/18)
	33	at Indiana (11/20/18)
	31	TEXAS-TYLER (11/06/18)
	29	NORTHERN IOWA (11/10/18)
	29	UC DAVIS (11/18/18)
Assists	18	TEXAS A&M-CORPUS CHRISTI (11/16/18)
	16	TEXAS-TYLER (11/06/18)
Steals	7	at Indiana (11/20/18)
	5	NORTHERN IOWA (11/10/18)
Blocked Shots	6	NORTHERN IOWA (11/10/18)
	2	TEXAS A&M-CORPUS CHRISTI (11/16/18)
Turnovers	24	TEXAS-TYLER (11/06/18)
	11	TEXAS A&M-CORPUS CHRISTI (11/16/18)
Fouls	25	UC DAVIS (11/18/18)
	20	TEXAS-TYLER (11/06/18)

OPPONENT GAME LOWS

Points	59	UC DAVIS (11/18/18)
	65	NORTHERN IOWA (11/10/18)
	66	TEXAS-TYLER (11/06/18)
	73	TEXAS A&M-CORPUS CHRISTI (11/16/18)
Field Goals Made	20	UC DAVIS (11/18/18)
	24	TEXAS-TYLER (11/06/18)
Field Goal Attempts	45	UC DAVIS (11/18/18)
	56	NORTHERN IOWA (11/10/18)
Field Goal Percentage	.393 (22-56)	NORTHERN IOWA (11/10/18)
	.393 (24-61)	TEXAS-TYLER (11/06/18)
	.476 (30-63)	TEXAS A&M-CORPUS CHRISTI (11/16/18)
3 PT Field Goals Made	2	at Indiana (11/20/18)
	5	TEXAS A&M-CORPUS CHRISTI (11/16/18)
3 PT Field Goals Attempted	12	at Indiana (11/20/18)
	22	NORTHERN IOWA (11/10/18)
3 PT Field Goal Percentage	.136 (3-22)	NORTHERN IOWA (11/10/18)
	.261 (6-23)	UC DAVIS (11/18/18)
Free Throws Made	8	TEXAS A&M-CORPUS CHRISTI (11/16/18)
	13	UC DAVIS (11/18/18)
Free Throws Attempts	12	TEXAS-TYLER (11/06/18)
	23	at Indiana (11/20/18)
Free Throw Percentage	.520 (13-25)	UC DAVIS (11/18/18)
	.667 (18-27)	NORTHERN IOWA (11/10/18)
Rebounds	29	NORTHERN IOWA (11/10/18)
	29	UC DAVIS (11/18/18)
	31	TEXAS-TYLER (11/06/18)
	33	at Indiana (11/20/18)
	39	TEXAS A&M-CORPUS CHRISTI (11/16/18)
Assists	8	NORTHERN IOWA (11/10/18)
	16	TEXAS-TYLER (11/06/18)
Steals	3	TEXAS-TYLER (11/06/18)
	5	NORTHERN IOWA (11/10/18)
Blocked Shots	0	UC DAVIS (11/18/18)
	2	TEXAS A&M-CORPUS CHRISTI (11/16/18)
	6	NORTHERN IOWA (11/10/18)
Turnovers	10	NORTHERN IOWA (11/10/18)
	18	UC DAVIS (11/18/18)
Fouls	12	at Indiana (11/20/18)
	20	TEXAS-TYLER (11/06/18)

2018-19 SEASON STATISTICS

## Player	gp-gs	min	avg	Total		3-Point		F-Throw		Rebounds																							
				fg-fga	fg%	3fg-fga	3fg%	ft-fta	ft%	off	def	tot	avg	pf	dq	a	to	blk	stl	pts	avg												
0 WARREN, Brian	5-5	144	28.8	29-60	.483	10-27	.370	20-24	.833	1	6	7	1.4	14	0	16	9	0	3	88	17.6												
5 DENNIS, Edric	5-3	144	28.8	21-58	.362	8-32	.250	19-24	.792	7	23	30	6.0	7	0	9	12	0	7	69	13.8												
4 AZORE, David	5-3	118	23.6	17-48	.354	2-13	.154	20-21	.952	4	8	12	2.4	15	0	5	15	0	7	56	11.2												
10 DAVIS, Radshad	5-5	143	28.6	16-37	.432	5-18	.278	11-16	.688	8	27	35	7.0	13	0	3	10	4	4	48	9.6												
23 MWAMBA, Patrick	3-3	41	13.7	9-11	.818	0-1	.000	3-5	.600	2	5	7	2.4	6	0	2	2	0	5	21	7.0												
2 BRYANT, DJ	5-2	126	25.2	6-15	.400	4-11	.364	14-15	.933	1	9	10	2.0	11	0	14	7	1	10	30	6.0												
22 JACKSON-YOUNG, TiAndre	5-2	123	24.6	8-23	.348	2-11	.182	1-6	.167	13	12	25	5.0	15	0	2	3	1	1	19	3.8												
13 NARCIS, Jabari	5-0	57	11.4	7-14	.500	1-6	.167	2-3	.667	6	15	21	4.2	9	0	0	3	5	3	17	3.4												
15 MUIRHEAD, Scott	1-0	3	3.0	1-2	.500	1-2	.500	0-0	.000	0	0	0	0.0	0	0	0	0	0	0	3	3.0												
21 CASTRO, Pedro	5-0	55	11.0	3-14	.214	1-11	.091	0-0	.000	1	9	10	2.0	3	0	2	0	1	1	7	1.4												
3 NOUHI, Ayoub	5-2	41	8.2	2-4	.500	0-2	.000	1-2	.500	1	2	3	0.6	7	0	1	4	0	0	5	1.0												
30 BINZER, Patrick	1-0	0	0.0	0-0	.000	0-0	.000	0-0	.000	0	0	0	0.0	0	0	0	0	0	0	0	0.0												
11 DURHAM, Ike	1-0	3	3.0	0-0	.000	0-0	.000	0-0	.000	0	0	0	0.0	2	0	0	1	0	0	0	0.0												
Team										3	5	8					5																
Total	5			119-286	.416	34-134	.254	91-116	.784	47	121	168	33.6	102	0	54	71	12	41	363	72.6												
Opponents	5			126-280	.450	25-104	.236	64-100	.650	45	116	161	32.2	98	0	69	81	16	25	341	68.2												

TEAM STATISTICS	UT ARLINGTON	OPP	Date	Opponent	Score	Att.
SCORING	363	341	11/06/18	Texas-Tyler	W 90-66	1710
Points per game	72.6	68.2	11/10/18	UNI	W 74-65	3789
Scoring margin	+4.4	-	11/16/18	A&M-Corpus Christi	L 67-73	1569
FIELD GOALS-ATT	119-286	126-280	11/18/18	UC Davis	W 68-59	1233
Field goal pct	.416	.450	11/20/18	Indiana	L 64-78	11957
3 POINT FG-ATT	34-134	25-104				
3-point FG pct	.254	.236				
3-pt FG made per game	6.8	5.0				
FREE THROWS-ATT	91-116	64-100				
Free throw pct	.784	.650				
F-Throws made per game	18.2	12.8				
REBOUNDS	168	161				
Rebounds per game	33.6	32.2				
Rebounding margin	+1.4	-				
ASSISTS	54	69				
Assists per game	10.8	13.8				
TURNOVERS	71	81				
Turnovers per game	14.2	16.2				
Turnover margin	+2.0	-				
Assist/turnover ratio	0.8	0.9				
STEALS	41	25				
Steals per game	8.2	5.0				
BLOCKS	12	16				
Blocks per game	2.4	3.2				
WINNING STREAK	0	-				
Home win streak	1	-				
ATTENDANCE	8301	11957				
Home games-Avg/Game	4-2076	1-11957				
Neutral site-Avg/Game	-	0-0				

Score by Periods 1st 2nd OT Totals

UT Arlington	182	181	0	363
Opponents	157	184	0	341



SINGLE-GAME INDIVIDUAL PROGRAM RECORDS

POINTS

Pts	Player	Opponent	Date
1. 44	Dink Ford	Texas Wesleyan	Dec. 29, 1964
2. 43	Steven Barber	at UTSA	Jan. 24, 2002
3. 41	Larry Moore	Centenary	Jan. 18, 1973
4. 39	Willie Brand	Prairie View A&M	Dec. 2, 1989
39	Jerry Janek	Texas Wesleyan	Dec. 29, 1962
6. 38	Erick Neal	Appalachian State	Feb. 1, 2018
38	Marquez Haynes	UTSA	Jan. 16, 2010
38	Steven Barber	Wichita State	Nov. 28, 2001
38	Mike Nau	Lamar	Feb. 14, 1967
10. 37	Erick Neal	Appalachian State	March 9, 2018
37	Reger Dowell	WKU	March 1, 2014
37	Leonard Wilson	ULM	March 6, 1993
37	Eric Gore	North Texas	Feb. 25, 1991
37	Bruce Tibbetts	at McMurry	Jan. 30, 1965
15. 36	Marquez Haynes	vs. TAMU-CC	March 12, 2009
36	Keith Greene	McNeese State	Feb. 17, 2000
36	Sam Norton	at ULM	March 5, 1984
36	Sam Norton	at Oral Roberts	Jan. 3, 1984
36	Eddie Stallings	Trinity	Feb. 1, 1969
36	Dink Ford	at Texas Wesleyan	Jan. 2, 1965
36	Bruce Tibbetts	at Texas Wesleyan	Jan. 2, 1965
36	John Reglin	at Texas Wesleyan	Jan. 25, 1964
23. 35	Erick Neal	at ULM	Feb. 15, 2018
35	Reger Dowell	Howard Payne	Nov. 13, 2014
35	Bobby Kenyon	Northwestern State	Feb. 27, 1992
35	Willie Brand	at Northwestern State	Feb. 16, 1991
35	Freddie Anderson	at North Texas	Jan. 14, 1976
35	Kenny Jenkins	at Denver	Jan. 10, 1976
35	Eddie Stallings	West Texas A&M	Jan. 2, 1969
35	Noel Roberts	Trinity	Jan. 5, 1963

FIELD GOALS MADE

FG	Player	Opponent	Date
1. 20	Larry Moore	Centenary	Jan. 18, 1973
2. 16	Cal Tate	Texas Wesleyan	Feb. 15, 1978
16	Ronnie Marsh	at Abilene Christian	Jan. 22, 1973
16	Mike Nau	Lamar	Feb. 14, 1967
16	Noel Roberts	Trinity	Dec. 28, 1962
6. 15	Robert Taylor	Texas Wesleyan	Dec. 17, 1996
15	Bobby Kenyon	Huston-Tillotson	Nov. 29, 1990
15	Sam Norton	ULM	Feb. 25, 1984
15	Sam Norton	at Arkansas State	Jan. 28, 1984
15	Eddie Stallings	Trinity	Feb. 1, 1969
15	Bruce Tibbetts	at McMurry	Jan. 30, 1965
12. 14	Sam Norton	at Oral Roberts	Jan. 3, 1984
14	Cal Tate	Texas Wesleyan	Feb. 15, 1978
14	Freeman Sparks	at McNeese State	Feb. 23, 1976
14	Freddie Anderson	at Louisiana Tech	Feb. 2, 1976
14	Freddie Anderson	at North Texas	Jan. 14, 1976
14	Kenny Jenkins	at Denver	Jan. 10, 1976
14	David Payne	Houston	Feb. 26, 1970
14	Sherman Evans	Tennessee Tech	Dec. 15, 1968
14	Dink Ford	vs. Texas Wesleyan	Dec. 12, 1964

FIELD GOAL ATTEMPTS

FGA	Player	Opponent	Date
1. 30	Mike Nau	Texas Wesleyan	Dec. 4, 1965
30	Noel Roberts	Trinity	Jan. 5, 1963
3. 29	Miles Robertson	Pepperdine	Dec. 9, 1977
29	Larry Moore	Centenary	Jan. 18, 1973
29	Sherman Evans	at Lamar	Feb. 16, 1970
6. 28	Eric Gore	University of Dallas	Dec. 8, 1990
28	Freddie Anderson	at Louisiana Tech	Feb. 2, 1976
8. 27	Marquez Haynes	North Texas	Nov. 18, 2009
27	Steven Barber	at Wichita State	Nov. 28, 2001
27	Robert Taylor	Texas Wesleyan	Dec. 17, 1996
27	Willie Brand	Sam Houston State	Jan. 11, 1990
27	Willie Brand	UTSA	Nov. 28, 1988
27	Sam Norton	at Oral Roberts	Jan. 3, 1984
14. 26	Cal Tate	Texas Wesleyan	Feb. 15, 1978
26	Ronnie Marsh	at Centenary	Feb. 5, 1973
26	Sherman Evans	Tennessee Tech	Dec. 15, 1969
26	Mike Nau	Lamar	Feb. 14, 1967

FIELD GOAL PERCENTAGE (Min. 5 Made)

Pct. (FG-A)	Player	Opponent	Date
1. 1.000 (10-10)	Jermaine Griffin	at Lamar	Feb. 14, 2008
1.000 (10-10)	Ike Mitchell	at Lamar	Jan. 18, 1986
1.000 (10-10)	Albert Culton	vs. Valpariso	Jan. 10, 1981
1.000 (9-9)	Erick Neal	at Rice	Nov. 29, 2015
1.000 (9-9)	Roger Shute	at TAMU-Kingsville	Jan. 19, 1976
1.000 (7-7)	Jorge Bilbao	at Louisiana	Feb. 7, 2015
1.000 (7-7)	Jermaine Griffin	UT Tyler	Nov. 11, 2006
1.000 (7-7)	Steven Thomas	at New Mexico State	Nov. 26, 2004
1.000 (6-6)	Johnny Hamilton	Rice	Nov. 29, 2017
1.000 (6-6)	Jordan Reves	Houston Baptist	Jan. 5, 2011
1.000 (6-6)	Keith Howell	UT Permian Basin	Dec. 5, 2003
1.000 (6-6)	Donald Harris	at Baylor	Nov. 21, 2001
1.000 (5-5)	Link Kabadyundi	at Alabama	Nov. 21, 2017
1.000 (5-5)	Kennedy Eubanks	at Georgia Southern	Feb. 4, 2016
1.000 (5-5)	Anthony Walker	at South Alabama	March 8, 2014
1.000 (5-5)	Anthony Walker	at Oklahoma	Dec. 17, 2013
1.000 (5-5)	Vincent Dillard	Samford	Nov. 12, 2013
1.000 (5-5)	Brandon Edwards	Central Arkansas	Feb. 7, 2011
1.000 (5-5)	Anthony Vereen	vs. Schreiner	Nov. 26, 2007
1.000 (5-5)	Jermaine Griffin	vs. UC Riverside	Nov. 12, 2007
1.000 (5-5)	Jermaine Griffin	San Diego	Dec. 4, 2004
1.000 (5-5)	Bill Washington	at Arkansas State	Dec. 6, 1997
1.000 (5-5)	Jesse Kemp	Lamar	Jan. 22, 1976

3-POINTERS MADE

No.	Player	Opponent	Date
1. 9	Erick Neal	at ULM	Feb. 15, 2018
9	Willie Brand	Northwestern State	Feb. 14, 1991
2. 8	Eric Gore	at Charleston Southern	Dec. 28, 1991
3. 7	Erick Neal	Georgia State	Feb. 24, 2018
7	Kevin Hervey	at Louisiana	Mar. 4, 2017
7	Jamel Outler	vs Houston Baptist	Nov. 22, 2014
7	Kevin Butler	at Idaho	Feb. 14, 2013
7	LaMarcus Reed III	at A&M-Corpus Christi	March 2, 2011
7	Roge'r Guignard	at UTSA	Feb. 20, 2008
7	Roge'r Guignard	vs. Hardin-Simmons	Dec. 29, 2007
7	Brady Dawkins	at Nicholls	Feb. 23, 2006
7	Jabari Johnson	at ULM	March 1, 2001
7	Jabari Johnson	McNeese State	Jan. 27, 2000
7	Ronald Smith	McNeese State	Feb. 13, 1993
7	Ronald Smith	Stephen F. Austin	Jan. 23, 1993
7	Darrell Harmon	UTSA	Jan. 2, 1992
7	Glover Cody	McNeese State	Feb. 21, 1991
7	Rodrick Ford	UT Pan American	Dec. 19, 1988
7	Rodrick Ford	at UT Pan American	Dec. 19, 1987

3-POINT ATTEMPTS

No.	Player	Opponent	Date
1. 17	Roge'r Guignard	at UTSA	Feb. 20, 2008
2. 16	Roge'r Guignard	at Texas Southern	Dec. 20, 2006
16	Robert Mays	Nicholls	Dec. 3, 1990
4. 15	Erick Neal	at South Alabama	Jan. 16, 2016
15	Reger Dowell	at Georgia State	Feb. 1, 2014
15	Jabari Johnson	McNeese State	Jan. 27, 2000
15	Leonard Wilson	at Northwestern State	Feb. 1, 1992
15	Bobby Kenyon	McNeese State	Feb. 21, 1991
15	Ronnie Pruitt	McNeese State	Feb. 21, 1991
9. 14	Erick Neal	at Georgia State	Jan. 25, 2018
14	Reger Dowell	Troy	Jan. 23, 2014
14	Ronald Smith	Stephen F. Austin	Jan. 23, 1993
14	Eric Gore	at Stephen F. Austin	Jan. 11, 1992
14	Eric Gore	at Charleston Southern	Dec. 28, 1991
14	Robert Mays	at New Mexico	Nov. 23, 1990
13. 13	Kevin Hervey	Georgia State	Feb. 24, 2018
13	Brandon Long	at Houston Baptist	Nov. 29, 2008
13	Brandon Long	at Texas Southern	Dec. 20, 2006
13	Steven Barber	McNeese State	Jan. 27, 2000
13	Anthony Durham	McNeese State	Jan. 30, 1997
13	Willie Brand	Sam Houston State	Jan. 11, 1990
13	Willie Brand	UTSA	Nov. 28, 1988

3-POINT PERCENTAGE (Min. 5 Made)

Pct. (FG-A)	Player	Opponent	Date
1. 1.000 (7-7)	Kevin Butler	at Idaho	Feb. 14, 2013
1.000 (5-5)	Scott Cross	UTSA	Feb. 14, 1998



SINGLE-GAME INDIVIDUAL PROGRAM RECORDS

FREE THROWS MADE

No.	Player	Opponent	Date
1. 20	Paul Renfro	Louisiana	Feb. 19, 1979
2. 19	Eddie Stallings	West Texas A&M	Jan. 2, 1969
3. 18	Dink Ford	TAMU-Commerce	Dec. 12, 1964
4. 17	Jerry Janek	Texas Wesleyan	Dec. 29, 1962
5. 16	Steven Thomas	San Diego	Dec. 4, 2004
16	Steven Thomas	at UTSA	Jan. 10, 2004
16	Dink Ford	vs. Texas Wesleyan	Dec. 29, 1964
16	Jerry Janek	vs. Texas Wesleyan	Dec. 29, 1962
9. 15	Reger Dowell	WKU	March 1, 2014
15	Paul Renfro	McNeese State	Feb. 3, 1979
15	Harvey Harris	Lamar	Dec. 18, 1962
12. 14	Scott Cross	Air Force	Dec. 22, 1997
14	Eddie Stallings	at Texas Tech	Jan. 20, 1968
14	Dink Ford	Angelo State	Feb. 8, 1966
14	Jay Hawley	vs. Texas Wesleyan	Dec. 29, 1960
14	LaMarcus Reed	at UTSA	Mar. 3, 2012

FREE THROW ATTEMPTS

No.	Player	Opponent	Date
1. 22	Eddie Stallings	West Texas A&M	Jan. 18, 1969
22	Steven Thomas	ULM	Jan. 22, 2005
3. 21	Jerry Janek	Texas Wesleyan	Dec. 29, 1962
4. 20	Glover Cody	at Georgia State	Dec. 15, 1990
20	Paul Renfro	Louisiana	Feb. 19, 1979
6. 19	Bruce Tibbetts	Austin College	Dec. 10, 1964
7. 18	Reger Dowell	WKU	March 1, 2014
18	Steven Thomas	Northwestern State	Jan. 12, 2005
18	Steven Barber	at Sam Houston State	March 6, 2001
18	Dink Ford	vs. Texas Wesleyan	Dec. 29, 1964

FREE THROW PERCENTAGE (Min. 10 Att.)

Pct. (FG-A)	Player	Opponent	Date
1. 1.000 (20-20)	Paul Renfro	at Louisiana	Feb. 19, 1979
1.000 (13-13)	Eddie Stallings	at Houston	Feb. 22, 1968
1.000 (12-12)	Jordan Reves	at McNeese State	Feb. 22, 2012
1.000 (12-12)	Derrick Obasohan	at Nicholls	Feb. 28, 2004
1.000 (12-12)	Brian Myers	at Northwestern State	Feb. 22, 1996
1.000 (12-12)	Paul Renfro	McNeese State	Jan. 28, 1980
1.000 (11-11)	Brandon Edwards	at South Alabama	March 8, 2014
1.000 (11-11)	Rodrick Epps	at Texas State	Feb. 3, 2007
1.000 (11-11)	Keith Howell	at Northwestern State	Jan. 30, 2003
1.000 (11-11)	Melvin Polk	at TCU	Dec. 1, 1979
1.000 (11-11)	Paul Renfro	at Wichita State	Dec. 8, 1978
1.000 (11-11)	Mike Nau	vs. Austin College	Dec. 29, 1965
1.000 (10-10)	Rodrick Epps	at AMCC	Feb. 19, 2007
1.000 (10-10)	Reggie Brown	North Texas	Feb. 3, 1996
1.000 (10-10)	Keith Cornett	at Northwestern State	Feb. 4, 1995
1.000 (10-10)	Ricky Leggett	at Baylor	Dec. 16, 1980
1.000 (10-10)	Melvin Polk	at Baylor	Dec. 16, 1980

REBOUNDS

No.	Player	Opponent	Date
1. 24	Albert Culton	vs. Northeastern	Jan. 9, 1981
2. 23	Bruce Tibbetts	Austin College	Dec. 10, 1964
23	Jerry Janek	vs. Texas Wesleyan	Dec. 29, 1962
4. 22	Jermaine Griffin	UT Permian Basin	Dec. 1, 2005
5. 21	Mike Nau	Texas Wesleyan	Dec. 4, 1965
21	Mike Nau	Austin College	Dec. 13, 1966
21	Bruce Tibbetts	at McMurry	Jan. 30, 1965
8. 20	Sam Norton	McNeese State	Feb. 11, 1984
20	Mike Nau	Lamar	Feb. 14, 1967
20	Sherman Evans	at Samford	Dec. 18, 1971
11. 19	Brandon Edwards	at Troy	March 6, 2014
19	Johnny McDowell	Sam Houston State	Jan. 21, 1993
19	Donny Beachum	UT Pan American	Jan. 21, 2004
19	John Reglin	Lamar	Feb. 14, 1967
19	John Reglin	Lamar	Jan. 8, 1966
19	Sam Norton	ULM	Feb. 2, 1984
19	Sherman Evans	Arkansas	Dec. 13, 1970

OFFENSIVE REBOUNDS (Since 1983-84)

No.	Player	Opponent	Date
1. 12	Johnny McDowell	UTSA	Jan. 2, 1992
12	Sam Norton	McNeese State	Feb. 11, 1984
3. 11	Eric Gore	University of Dallas	Dec. 8, 1990
11	Sam Norton	Louisiana Tech	March 1, 1984
11	Sam Norton	at Oral Roberts	Jan. 3, 1984
6. 10	Eric Gore	at ULM	Feb. 16, 1991
10	Michael Beasley	Morehead State	Jan. 3, 1989
8. 9	Johnny Hamilton	vs. Georgia State	March 1, 2018
9	Bill Washington	at Northwestern State	Feb. 18, 1999
9	Bill Washington	at UTSA	Jan. 10, 1998
9	Robert Taylor	Texas Wesleyan	Dec. 17, 1996
9	Johnny McDowell	Sul Ross State	Dec. 4, 1992
9	Johnny McDowell	at Northwestern State	Feb. 1, 1992
9	Leonard Wilson	Nicholls	Dec. 3, 1990
9	Bill Nygard	Huston-Tillotson	Nov. 29, 1990

DEFENSIVE REBOUNDS (Since 1983-84)

No.	Player	Opponent	Date
1. 14	Jermaine Griffin	UT Permian Basin	Dec. 1, 2005
14	Robert Taylor	ULM	Feb. 27, 1997
14	Sam Norton	North Texas	Feb. 9, 1984
14	Sam Norton	ULM	Feb. 2, 1984
5. 13	Kevin Hervey	at UTRGV	Dec. 16, 2018
13	Kevin Hervey	South Alabama	Feb. 25, 2017
13	Mack Callier	at Sam Houston State	Feb. 17, 2003
13	David Allen	North Texas	Jan. 14, 1989
9. 12	Kevin Hervey	Appalachian State	Feb. 1, 2018
12	Kevin Hervey	at Loyola Marymount	Dec. 22, 2016
12	Larry Posey	UTSA	Feb. 15, 2007
12	Steven Thomas	at Stephen F. Austin	Jan. 26, 2006
12	Anthony Durham	Northwestern State	March 1, 1997
12	Bill Washington	Jarvis Christian	Dec. 2, 1996
12	Johnny McDowell	Sam Houston State	Jan. 21, 1993
12	Johnny McDowell	at Nicholls	Jan. 16, 1993
12	Johnny McDowell	vs. Gonzaga	Dec. 11, 1992
18. 11	Johnny Hamilton	at Northern Iowa	Dec. 7, 2017
11	Kevin Hervey	at Grand Canyon	Nov. 20, 2014
11	Brandon Edwards	vs. ULM	March 13, 2014
11	Brandon Edwards	at Troy	March 6, 2014
11	Brandon Edwards	Samford	Nov. 12, 2013
11	LaMarcus Reed III	vs. Southeastern La	Feb. 19, 2011
11	Steven Thomas	SE Louisiana	Jan. 19, 2006
11	Steven Thomas	at South Florida	Dec. 29, 2004
11	Mack Callier	at Sam Houston State	March 6, 2001
11	Mack Callier	Texas State	Feb. 12, 2001
11	Brian Myers	TAMU-Commerce	Dec. 11, 1993

ASSISTS

No.	Player	Opponent	Date
1. 17	Jermaine Johnson	at Sam Houston State	Dec. 28, 1998
2. 16	Sean Miller	at Northwestern State	Feb. 19, 1994
3. 15	Erick Neal	at Niagara	Nov. 25, 2017
15	Glover Cody	North Texas	Feb. 15, 1992
15	Glover Cody	at Northwestern State	Feb. 14, 1991
15	Glover Cody	at Sam Houston State	Jan. 25, 1991
6. 13	Erick Neal	UT Dallas	Nov. 27, 2017
13	Erick Neal	at BYU	Mar. 15, 2017
13	Erick Neal	Louisiana	Jan. 23, 2017
13	Erick Neal	UT Dallas	Dec. 5, 2016
13	Glover Cody	at Iowa State	Dec. 10, 1991
13	Glover Cody	vs. Army	Nov. 24, 1990
13	Ronnell Peters	at UL Monroe	Feb. 25, 1984
13	Ricky Leggett	at Denver	Dec. 12, 1978
13	Jesse Kemp	McNeese State	Feb. 28, 1977
13	David Payne	at UT Pan American	Jan. 18, 1971
13	David Payne	at Texas Wesleyan	Dec. 16, 1969

SINGLE-GAME INDIVIDUAL PROGRAM RECORDS

BLOCKED SHOTS

No.	Player	Opponent	Date
1. 9	Paul Renfro	Texas Wesleyan	Jan. 18, 1980
2. 8	Miles Robertson	Louisiana Tech	March 1, 1979
3. 7	Johnny Hamilton	at Georgia State	Jan. 25, 2018
4. 6	Johnny Hamilton	Georgia Southern	Feb. 22, 2018
6	Brandon Williams	vs Howard Payne	Dec. 20, 2014
6	Jordan Reves	at San Jose State	Jan. 28, 2013
6	Jordan Reves	vs. Louisiana Tech	Jan. 5, 2013
6	Jermaine Griffin	at Western Illinois	Dec. 4, 2006
6	Miles Robertson	St. Edward's	Nov. 26, 1977
6	Trey Parker	Sam Houston State	Jan. 30, 2008
9. 5	Brandon Edwards	ULM	Jan. 9, 2014
5	Jermaine Griffin	at Texas State	Feb. 3, 2007
5	Jermaine Griffin	UT Tyler	Nov. 11, 2006
5	Roy Johnson	at Northwestern State	Feb. 26, 2004
5	Jermaine Johnson	at UTSA	Jan. 7, 1999
5	Johnny McDowell	McNeese State	Jan. 25, 1992
5	Ralph McPherson	Arkansas State	Feb. 16, 1981
5	Albert Culton	McNeese State	Feb. 7, 1981

SINGLE-GAME TEAM
RECORDS COMING SOON

STEALS

No.	Player	Opponent	Date
1. 8	Bill Washington	McNeese State	Jan. 27, 2000
8	Leonard Wilson	Nicholls	Dec. 3, 1990
3. 7	Bill Washington	Stephen F. Austin	Feb. 11, 1999
7	Bill Washington	McMurry	Nov. 24, 1998
7	Glover Cody	at North Texas	Feb. 28, 1991
7	Rodrick Ford	US International	Feb. 5, 1987
7	Rodrick Ford	at Stephen F. Austin	Jan. 16, 1987
7	Ronnell Peters	Arkansas State	Feb. 1, 1986

TURNOVERS

No.	Player	Opponent	Date
1. 12	Ricky Leggett	at Lamar	March 4, 1978
2. 11	Erick Neal	at Georgia Southern	Jan. 27, 2018
11	Johnny Hill	at Georgia State	Jan. 15, 2015
11	Ronnie Marsh	at Hardin-Simmons	Feb. 2, 1974
5. 10	Lonnie McClanahan	at Texas State	Jan. 18, 2014
10	Josh Daniel	ULM	March 7, 2003
10	Miles Robertson	at Lamar	Feb. 10, 1979
10	Ricky Leggett	at Baylor	Dec. 16, 1980
10	Greg Stuckey	at Lamar	Feb. 24, 1977

MINUTES PLAYED (Since 1973-74)

No.	Player	Opponent	Date
1. 50	Jermaine Johnson	at Sam Houston State	Dec. 28, 1998
2. 49	Keith Howell	ULM	March 7, 2003
49	Donald Harris	at Sam Houston State	Dec. 28, 1998
4. 47	Rickey Leggett	McNeese State	Jan. 28, 1980
47	Jeffrey Stewart	McNeese State	Jan. 28, 1980
47	Miles Robertson	at Pepperdine	Dec. 9, 1977
47	Cal Tate	at Pepperdine	Dec. 9, 1977
8. 46	Rodrick Epps	at TCU	Nov. 18, 2006
46	Larry Posey	at TCU	Nov. 18, 2006
46	Donald Harris	at Stephen F. Austin	Feb. 6, 1999
46	Bill Washington	at Stephen F. Austin	Feb. 6, 1999
12. 45	Jarrett Howell	at Sam Houston State	March 7, 2006
45	Josh Daniel	ULM	March 7, 2003
45	Keith Greene	at Stephen F. Austin	Feb. 6, 1999
45	Reggie Brown	Sam Houston State	Feb. 13, 1997
45	Doug Gann	vs. UNC-Wilmington	Dec. 30, 1989
45	Danny Johnson	Texas Southern	Jan. 13, 1983
45	Ronny Newton	Louisiana Tech	Feb. 21, 1977
45	Greg Stuckey	Louisiana Tech	Feb. 21, 1977
45	Jesse Kemp	Louisiana Tech	Feb. 21, 1977



ALL-TIME PROGRAM OVERTIME GAMES

Date	Opponent	W/L	Score	Date	Opponent	W/L	Score	Date	Opponent	W/L	Score
02-04-64	Arkansas State	L	76-82	01-13-83	Texas Southern	L	**102-104	12-20-01	at SE Louisiana	W	69-60
02-16-65	Arkansas State	L	**99-100	02-10-83	at North Texas	L	98-105	01-02-02	Oral Roberts	W	83-77
01-04-66	at Austin College	W	70-63	12-05-83	Missouri State	W	63-58	03-07-03	ULM	W	**85-84
01-08-66	Lamar	L	**91-93	02-02-84	ULM	L	71-74	01-22-05	ULM	W	80-76
02-14-67	Lamar	W	***138-135	02-09-85	ULM	W	75-74	12-17-05	at San Diego	W	94-91
01-20-68	at Texas Tech	L	83-93	11-29-85	Tarleton State	W	81-79	03-07-06	at Sam Houston State#	L	**84-86
01-30-68	at Texas Wesleyan	W	113-109	01-03-86	at Florida Southern	L	79-81	11-18-06	at TCU	L	**89-97
02-02-70	West Texas A&M	W	88-84	01-21-86	at Hardin-Simmons	L	75-79	01-11-07	at Nicholls	L	81-83
12-11-71	Hardin-Simmons	W	****118-117	02-21-87	at U.S. International	L	89-94	12-17-07	at TCU	L	74-77
01-10-72	at Butler	W	87-82	01-18-88	UTSA	L	72-79	01-10-08	at Central Arkansas	L	68-70
02-26-72	Lamar	W	96-92	01-30-88	at Texas State	L	73-75	01-17-09	at UTSA	W	**100-97
12-23-72	Hardin-Simmons	W	81-76	02-23-88	Hardin-Simmons	L	87-88	11-18-09	North Texas	L	**99-101
01-18-73	Centenary	W	74-72	12-30-89	vs. UNC Wilmington	L	64-66	01-05-10	Utah Valley	W	90-85
02-15-73	West Texas A&M	W	**87-85	12-11-92	vs. Gonzaga	W	**95-87	02-03-10	Texas A&M-Corpus Christi	W	71-66
01-11-75	at E. New Mexico	L	69-70	12-11-93	TAMU-Commerce	W	**100-97	02-16-11	Stephen F. Austin	W	66-65
01-10-76	at Denver	W	99-97	12-29-93	at Chaminade	L	91-92	02-19-11	at Southeastern Louisiana	W	68-66
01-12-77	North Texas	L	101-105	11-29-95	Grambling State	L	82-86	02-26-11	at Northwestern State	L	71-78
02-21-77	Louisiana Tech	W	92-90	01-15-97	Texas State	W	66-63	12-17-11	at Tulsa	L	75-80
12-09-77	at Pepperdine	L	88-89	01-30-97	McNeese State	W	69-67	12-21-13	CSU Bakersfield	W	79-75
02-04-78	Louisiana Tech	L	**77-79	02-13-97	Sam Houston State	L	75-78	01-09-14	ULM	W	83-79
01-12-80	North Texas	W	**99-97	12-28-98	at Sam Houston State	W	***124-123	02-01-14	at Georgia State	L	91-101
01-28-80	McNeese State	L	**97-98	02-06-99	Stephen F. Austin	W	**85-83	03-06-14	at Troy	W	**87-86
02-11-80	at Louisiana	L	79-86	11-22-99	at Arkansas	L	95-102	12-01-15	at Texas	L	73-80
02-13-80	at McNeese State	W	71-69	03-08-00	Northwestern State#	L	83-88	01-16-16	at South Alabama	L	85-88
12-18-80	Centenary	W	81-78	01-27-01	Sam Houston State	W	94-86	02-18-16	Louisiana	W	84-83
01-31-81	Lamar	L	84-89	02-10-01	UTSA	W	86-77	02-10-18	Texas State	W	70-68
02-20-82	at Arkansas State	W	60-58	03-07-01	at Sam Houston State#	L	**98-103	* indicates how many overtimes if more than one			
								# - Southland Conference Tournament			

PROGRAM MILESTONE VICTORIES

Win 1 – UT Arlington 70, East Central Okla. 57 – 11/24/59

In their first game at the NCAA level, the Mavericks got 27 points from Ed Russell to defeat the Tigers.

Win 50 – UT Arlington 82, Bishop College 78 – 12/30/65

The Mavericks defeated Bishop College in the third-place game of the Cotton Bowl Classic.

Win 100 – UT Arlington 95, South Dakota State 81 – 12/6/71

Mark Burden scored 21 points and pulled down a then-record 17 rebounds to lead the Mavericks to victory. The win propelled UT Arlington to its most-ever victories in the SLC.

Win 150 – UT Arlington 81, Houston Baptist 69 – 12/7/77

The victory ended the longest losing streak in UT Arlington history at 21 games.

Win 200 – UT Arlington 93, Louisiana 83 – 2/21/81

Arguably the best Maverick squad ever, UT Arlington defeats a tough Ragin' Cajun side that propels the team to its first appearance in the NIT.

Win 250 – UT Arlington 74, San Francisco 65 – 12/21/85

UT Arlington defeats the Dons in the consolation game of the Albertsons Classic in Boise, Idaho.

Win 300 – UT Arlington 108, at Nicholls 84 – 1/2/91

Leonard Wilson scores 31 points and UT Arlington all-time leading scorer Willie Brand adds 22. The victory starts an eight-game winning streak for the Mavericks.

Win 350 – UT Arlington 70, North Texas 68 – 1/15/94

Trailing by three points at halftime, the Mavericks rally to defeat the Mean Green. The victory snaps a six-game losing streak.

Win 400 – UT Arlington 87, at Air Force 78 – 12/19/98

The Mavericks scored 52 points in the second half to erase a halftime deficit in Colorado Springs, Colo.

Win 450 – UT Arlington 81, Texas Wesleyan 65 – 11/30/02

The victory is UT Arlington's ninth straight versus the crosstown-rival Rams.

Win 500 – UT Arlington 87, UT Tyler 72 – 12/22/05

Brady Dawkins registers 15 points and seven assists in the victory over the Patriots.

Win 550 – UT Arlington 75, Utah Valley 64 - 1/3/2009

The Mavs end a five-game skid against Utah Valley behind 17 points from Ryan Toolson

Win 600 – UT Arlington 91, Lamar 82 - 1/14/2012

UTA wins its seventh in a row, on the way to a 16-game winning streak and 15-1 SLC record.

Win 650 – UT Arlington 87, Houston Baptist 69 - 12/22/2014

Jamel Outler drained seven 3-point field goals to help the Mavs move to 3-1 on the season with a homecoming victory.

Win 700 – UT Arlington 89, South Alabama 83 - 1/16/2017

The Mavs used a 16-point second half run then held off the Jaguars in Mobile, Ala.



PROGRAM POSTSEASON HISTORY

SOUTHLAND CONFERENCE

Year	Seed	Opponent	Rnd	W/L	Score	Site
1981	3	McNeese State (6)	QF	L	74-79	Arlington, Texas
1982	3	Lamar (2)	SF	W	78-73	Lafayette, La.
		Louisiana (1)	F	L	75-81	Lafayette, La.
1983	7	Arkansas State (6)	QF	L	56-66	Beaumont, Texas
1984	7	ULM (2)	QF	L	86-108	Monroe, La.
1985	6	Lamar (3)	QF	L	70-98	Beaumont, Texas
1986	7	McNeese State (23)	QF	L	71-85	Lake Charles, La.
1988	5	Northwestern State (3)	QF	W	74-69	Natchitoches, La.
		ULM (2)	SF	L	63-78	Denton, Texas
1989	6	ULM (3)	QF	L	75-81	Monroe, La.
1990	5	Sam Houston State (4)	QF	W	72-66	Monroe, La.
		ULM (1)	SF	L	50-65	Monroe, La.
1991	2	North Texas (3)	SF	W	97-91	Monroe, La.
		ULM (1)	F	L	60-87	Monroe, La.
1992	5	Nicholls (4)	QF	W	77-62	San Antonio, Texas
		UTSA (1)	SF	L	75-94	San Antonio, Texas
1993	4	Texas State (5)	QF	W	83-79	Monroe, La.
		ULM (1)	SF	L	82-106	Monroe, La.
1995	7	ULM (2)	QF	L	61-75	Monroe, La.
1997	6	McNeese State (3)	QF	L	50-81	Shreveport, La.
1998	6	UTSA (3)	QF	W	56-52	Shreveport, La.
		Northwestern State (2)	SF	W	77-72	Shreveport, La.
		Nicholls (1)	F	L	81-84	Shreveport, La.
2000	4	Northwestern State (5)	QF	L	83-88 (OT)	Arlington, Texas
2001	5	Sam Houston State (4)	QF	L	98-103 (2OT)	Huntsville, Ala.
2003	3	McNeese State (6)	QF	L	67-78	Arlington, Texas
2004	1	ULM (8)	QF	W	77-62	Arlington, Texas
		Stephen F. Austin (4)	SF	L	68-69	Arlington, Texas
2005	8	Northwestern State (1)	QF	L	67-71	Natchitoches, La.
2006	7	Sam Houston State (2)	QF	L	84-86 (2OT)	Huntsville, Ala.
2007	5	McNeese State (4)	QF	L	76-77	Houston, Texas
2008	7	Lamar (2)	QF	W	81-75	Katy, Texas
		Sam Houston State (3)	SF	W	72-66	Katy, Texas
		Northwestern State (5)	F	W	82-79	Katy, Texas
2009	5	A&M-Corpus Christi (4)	QF	L	72-79	Katy, Texas
2010	7	Stephen F. Austin (2)	QF	L	54-77	Katy, Texas
2012	1	Nicholls State (8)	QF	W	62-48	Katy, Texas
		McNeese State (4)	SF	L	72-92	Katy, Texas

WESTERN ATHLETIC CONFERENCE

Year	Seed	Opponent (Seed)	Rnd	W/L	Score	Site
2013	4	Utah State (5)	QF	W	83-78	Las Vegas, Nev.
		UTSA (9)	SF	W	69-53	Las Vegas, Nev.
		New Mexico State (3)	F	L	55-64	Las Vegas, Nev.

SUN BELT CONFERENCE

Year	Seed	Opponent (Seed)	Rnd	W/L	Score	Site
2014	6	ULM (7)	1st	W	68-65	New Orleans, La.
		Louisiana (3)	QF	L	91-85	New Orleans, La.
2015	5	Texas State (8)	1st	L	68-62	New Orleans, La.
2016	3	Texas State (7)	QF	W	72-63	New Orleans, La.
		ULM (2)	SF	L	71-82	New Orleans, La.
2017	1	Coastal Carolina (8)	QF	W	74-51	New Orleans, La.
		Texas State (4)	SF	L	62-83	New Orleans, La.
2018	4	Appalachian State (5)	QF	W	84-68	New Orleans, La.
		Louisiana (1)	SF	W	71-68	New Orleans, La.
		Georgia State (2)	F	L	61-74	New Orleans, La.

NCAA TOURNAMENT

Year	Seed	Opponent (Seed)	Rnd	W/L	Score	Site
2008	16	Memphis (1)	1st	L	63-87	Little Rock, Ark.

NIT

Year	Seed	Opponent	Rnd	W/L	Score	Site
1981		South Alabama	1st	L	71-74	Mobile, Ala.
2012		Washington	1st	L	72-82	Seattle, Wash.
2017	6	BYU (3)	1st	W	105-89	Provo, Utah
		Akron (7)	2nd	W	85-69	Arlington, Texas
		CSU Bakersfield (8)	QF	L	76-80	Arlington, Texas

COLLEGEINSIDER.COM INVITATIONAL TOURNAMENT (CIT)

Year	Seed	Opponent	Rnd	W/L	Score	Site
2013		Oral Roberts	1st	L	76-83	Arlington, Texas
2016		Savannah State	1st	W	75-59	Savannah, Ga.
		NJIT	QF	L	60-63	Newark, N.J.

CONFERENCE TOURNAMENTS

By Round	W	L
First	1	1
Quarterfinals	11	17
Semifinals	6	7
Final	1	5

By Site	W	L
Arlington	1	4
Beaumont	0	2
Denton	0	1
Houston	0	1
Huntsville	0	2
Katy	4	3
Lafayette, La.	1	1
Lake Charles, La.	0	1
Las Vegas, Nev.	2	1
Monroe, La.	3	6
Natchitoches, La.	1	1
New Orleans, La.	4	4
San Antonio	1	1
Shreveport, La.	2	2

By Opponents	W	L
A&M-Corpus Christi	0	1
Appalachian State	1	0
Arkansas State	0	1
Georgia State	0	1
Lamar	2	1
Louisiana	1	2
McNeese State	0	6
New Mexico State	0	1
Nicholls	2	1
North Texas	1	0
Northwestern State	3	2
Sam Houston State	2	2
Stephen F. Austin	0	2
Texas State	2	1
ULM	2	8
UTSA	2	1
Utah State	1	0

By Coaches	W	L
Bob LeGrande	1	6
Jerry Stone	1	1
Mark Nixon	4	5
Eddie McCarter	3	9
Scott Cross	10	8

TOTAL **19** **29**



BRIAN WARREN
5-9 | 160 | JR | G
Indianapolis, Ind.



DJ BRYANT
5-11 | 185 | JR | G
Sarasota, Fla.




AYOUB NOUHI
6-5 | 196 | FR | F
Brussels, Belgium



DAVID AZORE
6-4 | 205 | R-FR | G
Houston, Texas



EDRIC DENNIS
6-0 | 190 | R-JR | G
Dallas, Texas



RADSHAD DAVIS
6-2 | 205 | JR | G
Nassau, Bahamas



JABARI NARCIS
6-9 | 230 | JR | F
Chaguanas, Trinidad and Tobago



SCOTT MUIRHEAD
6-3 | 206 | R-JR | G
Ennis, Texas



ANDRES IBARGUEN
6-5 | 230 | JR | F
Santa Marta, Colombia




PEDRO CASTRO
6-6 | 185 | R-FR | G
Fort Worth, Texas



TIANDRE JACKSON-YOUNG
6-3 | 195 | JR | G
Marshall, Texas



PATRICK MWAMBA
6-5 | 188 | FR | F
Bukava, Congo



PATRICK BINZER
6-1 | 180 | R-JR | G
Weatherford, Texas



MCKADE MARQUIS
6-0 | 215 | FR | G
Whitehouse, Texas

@UTA_MBB

@UTA_Hoops



CHRIS OGDEN
HEAD COACH



GREG YOUNG
ASSOC. HEAD COACH



RILEY DAVIS
ASST. COACH



ROYCE JOHNSON
ASST. COACH

PRONUNCIATION GUIDE

#3 **AYOUB NOUHI**: A-ube NEW-he
#4 **DAVID AZORE**: AYE-zore
#10 **RADSHAD DAVIS**: ruh-SHAHD
#13 **JABARI NARCIS**: NAHR-sis

#20 **ANDRES IBARGUEN**: E-BAR-gwen
#23 **Patrick MWAMBA**: mm-WAMBA
#33 **McKade MARQUIS**: MAR-qees



JARRED JACKSON
DIR. OF OPERATIONS



PARKER EIDSON
GA/OPERATIONS



MATT MCGANN
GA/ANALYTICS