



RAZORBACKS

Jeri Thorpe | Associate Communications Director
P: 479-283-3344 | E: jthorpe@uark.edu | ArkansasRazorbacks.com

2018-19 ARKANSAS WOMEN'S BASKETBALL

THE SCHEDULE

Date	Opponent	Time	TV
Oct. 29	Southwest Baptist (Exh.)	7 p.m.	W, 115-53
Nov. 1	East Central Univ. (Exh.)	7 p.m.	W, 101-46
Nov. 9	Northwestern St. (Elem. Day)	10:30 a.m.	W, 98-53
Nov. 14	at UT Arlington	7 p.m.	ESPN+
Nov. 18	Arizona State	7 p.m.	SECN
Nov. 23	vs. Tennessee State-1	7:30 p.m.	-
Nov. 24	vs. Pittsburgh-1	7:30 p.m.	-
Nov. 25	vs. Wisconsin-1	7:30 p.m.	-
Nov. 28	Oral Roberts	7 p.m.	SECN+
Dec. 2	at Iowa State^	2 p.m.	-
Dec. 4	Tennessee Tech	7 p.m.	SECN+
Dec. 8	at Abilene Christian	1 p.m.	-
Dec. 16	Prairie View A&M	2 p.m.	SECN+
Dec. 18	Nebraska	7 p.m.	SECN+
Dec. 20	at Tulsa	2 p.m.	CST
Dec. 30	Jackson State	2 p.m.	SECN+
Jan. 3	Mississippi State*	6 p.m.	SECN
Jan. 6	at Ole Miss*	2 p.m.	SECN
Jan. 10	at Missouri*	7 p.m.	SECN+
Jan. 13	Vanderbilt*	2 p.m.	SECN+
Jan. 21	at Tennessee*	6 p.m.	SECN
Jan. 24	Alabama* (We Back Pat)	7 p.m.	SECN+
Jan. 27	at Florida*	1 p.m.	SECN+
Jan. 31	Georgia*	7 p.m.	SECN+
Feb. 3	South Carolina*	4 p.m.	SECN
Feb. 7	at LSU*	8 p.m.	SECN
Feb. 10	Auburn* (Play4Kay)	1 p.m.	SECN
Feb. 17	at Kentucky*	1 p.m.	SECN+
Feb. 21	at Georgia*	6 p.m.	SECN+
Feb. 24	Ole Miss* (Senior Day)	3 p.m.	SECN
Feb. 28	Missouri*	8 p.m.	SECN
March 3	at Texas A&M*	4 p.m.	SECN
March 6-10	SEC Championship	TBA	SECN, ESPN
!-Music City Thanksgiving Challenge ^-Big 12/SEC Challenge			
*-SEC Contest			

GAME 2 | UT-ARLINGTON | Nov. 14 | Arlington, Texas | College Park Center /// 7 p.m.



SERIES

Overall	7-0
SEC	0-0
In Fayetteville	3-0
Away	2-0
Neutral	1-0
Postseason	NA

LAST FIVE MEETINGS

11/23/1996	W	64-53	Fayetteville
11/25/2001	W	79-48	NLR, Ark.
12/1/2010	W	57-54	Arlington
11/16/2011	W	57-34	Fayetteville
12/17/2018	W	91-57	Fayetteville

ARKANSAS RAZORBACKS

PTS / GAME	98.0
PTS ALLOWED / GAME	53.0
FG %	.576
FG DEFENSE %	.333
3-PT FG %	.478
3-PT FG DEFENSE %	.381
REB / GAME	38.0
REB ALLOWED / GAME	34.0
LEADING SCORER	Tolefree, 19.0
LEADING REBOUNDER	2 with 9
LEADER IN ASSISTS	2 with 4
HEAD COACH	Mike Neighbors
ARKANSAS RECORD	14-18 (2)
CAREER RECORD	112-59 (6)

UT-ARLINGTON LADY MAVS

PTS / GAME	99.0
PTS ALLOWED / GAME	63.0
FG %	.590
FG DEFENSE %	.438
3-PT FG %	.435
3-PT FG DEFENSE %	.333
REB / GAME	25.0
REB ALLOWED / GAME	27.0
LEADING SCORER	Chastain, 16.0
LEADING REBOUNDER	Milton, 5.0
LEADER IN ASSISTS	2 with 7
HEAD COACH	Krista Gerlich
SCHOOL RECORD	77-75 (6)
CAREER RECORD	245-138 (13)

STORYLINES

A LOT OF OFFENSE

- Arkansas' first three games - two exhibition and the season opener - have seen the Razorbacks put up 314 points (115, 101, 98).
- The Razorbacks had seven players in double figures against NSU. It is believed to be the first time seven players have been in double digits.
- Arkansas tied an Elementary Day record making 11 3-pointers in the win.
- Arkansas led by as many as 46 points before winning by an Elementary Day record 45 points.
- Of the seven double-digit scorers, four are new to the lineup including the leading scorer against NSU, Alexis Tolefree.

FIRST ROAD GAME

- Arkansas is 25-17 in their first true road game of the year.
- Arkansas is 2-2 in the last four seasons in the first road game of the year.
- The Razorbacks lost the road opener last year, falling at Nebraska.

THE SERIES

- Arkansas is 7-0 against the Lady Mavs.
- The teams have met three times in Fayetteville and twice in Texas.
- The last time Arkansas played UTA on the Lady Mavs home court was in 2010. The Razorbacks came away with a 57-54 win.

THE LAST TIME

- Raven Northcross-Baker dropped 22 points in the win over UTA last year. She was 8-for-11 including 6-for-8 from 3-point range.
- Malica Monk had 20, Jailyn Mason added 15 and Keiryn Swenson had 10 in that game.



FOLLOW, WATCH & LISTEN



@RAZORBACKWBB

ESPN+: <https://es.pn/2zG9Q1W>

Talent: Ron Thulin, Jada Butts

Live Scoring: <http://bit.ly/2ySQRI6>

Razorback Sports Network from IMG (Radio)

Phil Elson

Fayetteville - KQSM-FM-92.1 /// KYNG-AM - 1590*

Fort Smith - KFPW-AM-1230 /// KHGG-AM-1580*

Rogers - KURM-AM-790 /// FM-100.3

*If there are conflicts on the FM station

THE LINEUP (last game starters)

RAVEN NORTH-CROSS-BAKER



Sr | Malvern, Ark.

PPG	FG%	RPG	MIN
-	-	1.0	16.0

ALEXIS TOLEFREE



Jr | Conway, Ark.

PPG	FG%	RPG	MIN
19.0	45.5	3.0	21.0

MALICA MONK



Sr | N. Little Rock, Ark.

PPG	FG%	RPG	MIN
12.0	80.0	0	22.0


KIARA WILLIAMS



Jr | Little Rock, Ark.

PPG	FG%	RPG	MIN
10.0	71.4	9.0	19.0

CHELSEA DUNGEE



RSO | Sapula, Okla.

PPG	FG%	RPG	MIN
11.0	50.0	3.0	22.0

2018-19 @RAZORBACKWBB

NUMERICAL

NO.	NAME	POS	HT	CL	HOMETOWN/PREVIOUS SCHOOL	TWITTER
0	A'Tyanna Gaulden	G	5-7	RSO	Ocilla, Ga./Americus Sumter HS/Florida State	@AtyannaGaulden
1	Raven Northcross-Baker	G	5-9	Sr	Malvern, Ark./Malvern HS/Chipola College	@ravenbaker_4
2	Alexis Tolefree	G	5-8	Jr	Conway, Ark./Conway HS/Jones County JC	@a2smooth_
3	Malica Monk	G	5-5	Sr	N. Little Rock, Ark./NLR HS	@TheRealMalica
10	Kiara Williams	C	6-1	Jr	Little Rock, Ark./LR Central HS	@kiara_will22
13	Grayce Spangler	G	5-10	So	Fayetteville, Ark. Fayetteville HS	@grayce_1313
14	Jailyn Mason	PG	5-9	Jr	Mason, Ohio/William Mason HS	@UofAjbmason
20	Sydney Stout	F	6-0	Jr	Bixby, Okla./Bixby HS	@sydeny_stout_
22	Bailey Zimmerman	F	6-0	Sr	St. Vincent, Ark. /Wonderview HS	@Bailey_Ann22
23	Amber Ramirez*	G	5-9	Jr	San Antonio, Texas/Wagner HS/TCU	@yungram_
24	Taylah Thomas	F	6-1	So	Arlington, Texas/Mansfield Timberview HS	@hailtaylahh
30	Macy Weaver	F	6-3	So	Davis Junction, Ill./Stillman Valley HS	@macyweaver528
33	Chelsea Dungee	G	5-11	RSO	Sapulpa, Okla./Sapulpa HS/Oklahoma	@ChelseaDungee22
52	Rokia Doumbia	G	5-9	Fr	Bradenton, Fla./IMG Academy/Mali, Africa	@23RokiaDoumbia

*Will redshirt due to NCAA transfer rules

COACHING STAFF

Title	Name	Year	Alma Mater
Head Coach	Mike Neighbors	2nd Season	Arkansas, 1993
Assistant Coach	Todd Schaefer	2nd Season	Thomas More College, 1995
Assistant Coach	Lacey Goldwire	2nd Season	Oklahoma State, 2010
Assistant Coach	Pauline Love	2nd Season	Southern Miss, 2010
Director of Operations	Amber Shirey	31st Season	Arkansas, 1992
Director of Video and Scouting	Jeff Brazil	12th Season	Arkansas, 2010
Dir. of Student-Athlete Devel.	C'eira Ricketts	2nd Season	Arkansas, 2015

ELIGIBILITY

Seniors (3)	Juniors (5)	Sophomores (5)	Freshmen (1)
Raven Northcross-Baker	Alexis Tolefree	Chelsea Dungee	Rokia Doumbia
Malica Monk	Jailyn Mason	A'Tyanna Gaulden	
Bailey Zimmerman	Amber Ramirez*	Grayce Spangler	
	Sydney Stout	Taylah Thomas	
	Kiara Williams	Macy Weaver	

ALPHABETICAL

NO.	NAME	POS	HT	CL	MAJOR
52	Rokia Doumbia	G	5-9	Fr	Pre-Business
33	Chelsea Dungee	G	5-11	R-So	Communication
0	A'Tyanna Gaulden	G	5-7	R-So	Apparel Merchandise & Product Development
14	Jailyn Mason	PG	5-9	Jr	Journalism: News/Editorial
3	Malica Monk	G	5-5	Sr	Recreation & Sport Management
1	Raven Northcross-Baker	G	5-9	Sr	Criminal Justice and Sociology
23	Amber Ramirez	G	5-9	Jr	Criminal Justice
13	Grayce Spangler	G	5-11	So	Journalism: Broadcast
20	Sydney Stout	F	6-0	Jr	Marketing
24	Taylah Thomas	F	6-1	So	Nursing/Public Health
2	Alexis Tolefree	G	5-8	Jr	Sociology
30	Macy Weaver	F	6-3	So	Supply Chain Management
10	Kiara Williams	C	6-1	Jr	Communication
22	Bailey Zimmerman	F	6-0	Sr	Apparel Merchandise & Product Development

BY STATE

ARKANSAS	
Malica Monk	N. Little Rock
Raven Northcross-Baker	Malvern
Grayce Spangler	Fayetteville
Alexis Tolefree	Conway
Kiara Williams	Little Rock
Bailey Zimmerman	St. Vincent

GEORGIA

A'Tyanna Gaulden	Ocilla
------------------	--------

ILLINOIS

Macy Weaver	Davis Junction
-------------	----------------

OHIO

Jailyn Mason	Mason
--------------	-------

OKLAHOMA

Chelsea Dungee	Sapulpa
Sydney Stout	Bixby

TEXAS

Amber Ramirez	San Antonio
Taylah Thomas	Arlington

AFRICA

Rokia Doumbia	Mali
---------------	------

FA-NETIK

PRONUNCIATIONS

0	A'Tyanna	AH-tee-ah-nuh
3	Malica	mal-ick-cuh
10	Kiara	KEY-ARE-uh
13	Grayce	GRACE
14	Jailyn	JAY-lyn
23	Rokia Doumbia	ro-KEY-uh DOOM-b-uh
24	Taylah	TAI-lah

THE SOUTHEASTERN CONFERENCE (Nov. 11, 2018)

Team	SEC				Overall					
	W-L	Pct.	H	A	W-L	Pct.	H	A	N	Strk
Auburn	0-0	.000	0-0	0-0	3-0	1.000	2-0	1-0	0-0	W3
Georgia	0-0	.000	0-0	0-0	2-0	1.000	2-0	0-0	0-0	W2
Kentucky	0-0	.000	0-0	0-0	2-0	1.000	2-0	0-0	0-0	W2
LSU	0-0	.000	0-0	0-0	2-0	1.000	2-0	0-0	0-0	W2
Mississippi State	0-0	.000	0-0	0-0	2-0	1.000	1-0	1-0	0-0	W2
Texas A&M	0-0	.000	0-0	0-0	2-0	1.000	2-0	0-0	0-0	W2
Alabama	0-0	.000	0-0	0-0	1-0	1.000	1-0	0-0	0-0	W1
Arkansas	0-0	.000	0-0	0-0	1-0	1.000	1-0	0-0	0-0	W1
Missouri	0-0	.000	0-0	0-0	1-0	1.000	0-0	1-0	0-0	W1
South Carolina	0-0	.000	0-0	0-0	1-0	1.000	0-0	1-0	0-0	W1
Tennessee	0-0	.000	0-0	0-0	1-0	1.000	1-0	0-0	0-0	W1
Ole Miss	0-0	.000	0-0	0-0	1-1	.500	1-1	0-0	0-0	L1
Florida	0-0	.000	0-0	0-0	0-2	.000	0-1	0-1	0-0	L2
Vanderbilt	0-0	.000	0-0	0-0	0-2	.000	0-1	0-1	0-0	L2

2019 SEC Women's Basketball Tournament
March 6 - 10 • Greenville, SC
Bon Secours Wellness Arena

Wednesday, March 6		
Game 1	Seed #12 vs. Seed #13	TBD
Game 2	Seed #11 vs. Seed #14	TBD
Thursday, March 7		
Game 3	Seed #8 vs. Seed #9	TBD
Game 4	Game 2 winner vs. Seed #5	TBD
Game 5	Seed #10 vs. Seed #7	TBD
Game 6	Game 2 winner vs. Seed #6	TBD
Friday, March 8		
Game 7	Game 3 winner vs. Seed #1	TBD
Game 8	Game 4 winner vs. Seed #4	TBD
Game 9	Game 5 winner vs. Seed #2	TBD
Game 10	Game 6 winner vs. Seed #3	TBD
Saturday, March 9		
Game 11	Game 7 winner vs. Game 8 winner	TBD
Game 12	Game 9 winner vs. Game 10 winner	TBD
Sunday, March 10		
Final	Game 11 winner vs. Game 12 winner	TBD

SERIES RECORDS

OPPONENT	SERIES	H	A	N	LAST	NEIGHBORS AT UA
Northwestern State	14-3	10-0	0-3	4-0	H - W 98-53 (11/9/2018)	1-0 1-0
at UT-Arlington	7-0	3-0	2-0	1-0	H - W 91-57 (12/17/2018)	1-0 1-0
Arizona State	1-1	0-0	1-1	0-0	A - L 89-43 (12/21/2017)	2-5 0-1
Tennessee State-!	2-0	1-0	0-0	1-0	H - W 71-50 (11/23/2010)	First Meeting
Pittsburgh-!	1-0	0-0	0-0	1-0	N - W 76-75 (11/25/1994)	1-0 0-0
Wisconsin-!	1-0	1-0	0-0	0-0	H - W 67-54 (3/23/1999)	1-0 0-0
Oral Roberts	20-9	15-2	5-7	0-0	A - W 77-66 (11/20/2017)	1-0 1-0
at Iowa State-^	1-1	1-0	0-1	0-0	A - L 71-60 (12/20/1980)	First Meeting
Tennessee Tech	1-1	1-0	0-1	0-0	H - W 79-53 (12/20/2013)	First Meeting
at Abilene Christian	1-0	1-0	0-0	0-0	H - W 79-65 (11/29/2017)	1-0 1-0
Prairie View A&M	1-0	0-0	0-0	1-0	N - W 48-45 (12/10/1979)	First Meeting
Nebraska	0-1	0-0	0-1	0-0	A - L 80-69 (11/6/2017)	0-1 0-1
at Tulsa	21-3	1-2	11-1	0-0	A - W 67-41 (12/10/2017)	1-0 1-0
Jackson State	3-0	3-0	0-0	0-0	H - W 97-58 (11/9/2012)	First Meeting
Alabama	22-15	11-6	10-7	1-2	A - W 74-66 (2/4/2018)	1-1 1-1
Auburn	15-22	8-9	6-11	1-2	A - W 68-58 (1/14/2018)	1-0 1-0
Florida	9-28	5-11	3-12	1-5	H - L 65-51 (1/18/2018)	0-1 0-1
Georgia	5-32	3-15	2-16	0-1	A - L 78-65 (1/11/2018)	0-1 0-1
Kentucky	13-23	9-7	3-13	1-2	A - L 78-57 (2/15/2018)	1-2 0-2
LSU	16-32	9-14	7-15	0-3	H - L 62-57 (2/18/2018)	0-1 0-1
Ole Miss	17-26	12-5	2-16	3-5	H - W 73-72 (12/3/2017)	1-0 1-0
Mississippi State	18-19	10-6	6-11	2-2	A - L 111-69 91/4/2018)	0-2 0-1
Missouri	11-10	6-3	4-7	1-0	H - L 84-58 (2/12/2018)	1-2 0-2
South Carolina	17-17	10-6	5-10	2-1	A - L 90-42 (1/25/2018)	0-1 0-1
Tennessee	3-31	2-14	1-14	0-2	H - L 90-85 (2/8/2018)	0-1 0-1
Texas A&M	21-10	11-3	8-5	2-2	N - L 82-52 (3/1/2018)	1-3 0-2
Vanderbilt	9-25	7-8	1-16	1-1	N - W 88-76 (2/28/2018)	1-1 1-1

OPPONENT

ABOUT UT-ARLINGTON

- The Lady Mavs scored 99 points in a season-opening win (99-63) over Jackson State Nov. 10.
- Claire Chastain paced UTA with 16 points followed by 12 points from Kelsey Johnson and 10 points from Brooke Alexander in the win.
- Like Arkansas, UTA was good from distance making 10 3-point field goals.
- UTA is happy to share - the Lady Mavs recorded 26 assists on 36 made baskets in the opener.
- All 13 active players played with nine players scoring.
- UTA was picked in a tie for 3rd in the SBC Preseason Coaches' Poll with Texas State.
- UTA returns 4 from its regular starting lineup last year, as well as 8 returners overall.
- Senior Cierra Johnson - the 2016-17 SBC Defender of the Year - is back after a medical redshirt. She tore her ACL in the third game of the season on the road at UTSA. Johnson had nine points and four steals in the return.
- UTA welcomes 7 newcomers (6 freshmen) to the squad. Five early signees were either named to the All-State team, or made it to the state final four.

LAST MEETING

- Then-junior Raven Northcross-Baker scored a career-best 22 points hitting six 3-pointers.
- Malica Monk added 20 points while Jailyn Mason and Keiryn Swenson also scored in double figures.

OPENERS

- 8-6 in road openers
- 7-3 in neutral site openers
- 25-17 in the first true road game of the year

HOME GROWN

- Arkansas has six in-state players on the roster this year.
- That is the most Arkansans on the team since 2010 when there were seven in-state players.
- The Razorbacks have had 113 players from the state on its rosters with Little Rock producing the most with 11 student-athletes.

GUARD HEAVY

- Arkansas has nine players who list their positions as guard or point guard and two others who are guard/forwards.
- The guard-heavy lineup allows the Razorbacks to play "Functionally Fast" - or as fast as they can while functioning at a high level.
- Look for senior Malica Monk and redshirt sophomore A'Tyanna Gualden to handle the ball a lot. Both players are fast and don't make many mistakes.

FUNCTIONALLY FAST

Coach Neighbors wants Arkansas to play as fast as they can function. That means move quickly but don't make a lot of mistakes and that is exactly what the Razorbacks did last year.

Arkansas led the SEC and ranked fourth in the nation for fewest turnovers with just 360 miscues in 31 games last season.

Here is a look at the top-5 in the nation from last season:

	TEAM	GM	TO
1	Mercer	33	303
2	Villanova	32	309
3	George Washington	33	359
4	Arkansas	31	360
5	Western Ky.	33	361

Here is the top-5 in the SEC from last season:

	TEAM	GM	TO
1	Arkansas	31	360
2	LSU	29	380
3	Mississippi State	39	421
4	Kentucky	32	422
5	Auburn	29	467

SPEAKING OF FAST

Fast starts are something that the Razorbacks want to take advantage of this season. With speed and depth, it will be one of the advantages Arkansas has against bigger teams.

Scoring in the first five minutes:

SWB	18-2 (exh)
ECU	9-4 (exh)
NSU	15-9

FINISHING STRONG

Along with the fast starts, Arkansas is looking to finish strong - that is the benefit of depth late in the game.

Scoring in the final five minutes:

SWB	9-0 (exh)
ECU	17-8 (exh)
NSU	9-5

SOME THINGS REMAIN THE SAME

TRUST, TALENT AND TIME

My program will be built on three things. It's very simple.

→ **TRUST** - The highest form of loyalty that has to be earned, managed and sometimes re-earned. If we don't have this, nothing will work and the stool's legs will fall off and everything will collapse.

→ **TALENT** - It doesn't mean you can dribble, shoot, pass and rebound. It's a lot of other things like the ability to engage with the fan base and willingness to sign autographs for a 10-year-old child you might be inspiring.

→ **TIME** - It's just not being on time or making time. It's how you utilize your time and who you invest your time with and be around.

Trust, talent and time. Those will be our pillars.

SIDE BY SIDE

→ One of the things Mike Neighbors stressed when he was hired was his desire to take care of the players, the staff and the fans who have been loyal to the Razorback program. He has told our fans that he wants them to stand "Beside Us". Don't be behind us, stand next to us and go through the process of building our program.

HOME SWEET HOME

→ Arkansas has had just one losing home season in 42 years (2009-10)

→ Arkansas is 423-146 (1-0 in '18-'19) in home games including a 264-111 record in Bud Walton Arena. Arkansas was 159-35 in Barnhill Arena.

FROM MIKE NEIGHBORS

Here is a quick look at a couple observations from head coach Mike Neighbors about this year's team:

OUR RECORD WHEN ...

Overall	1-0
Home	1-0
Away	
Neutral	
SEC	
Home	
Away	
White Uniforms	1-0
Cardinal Uniforms	
Anthracite Uniforms	

LEADS/QUARTERS/HALFTIME/OT

Leading after the 1st quarter	1-0
Leading after the 2nd quarter/Half	1-0
Leading after the 3rd quarter	1-0
Leading at the half, home	1-0
Leading at the half, road/neutral	
Tied at the half, home	
Tied at the half, road/neutral	
Trailing at the half, home	
Trailing at the half, road/neutral	
Games decided by 5 points or fewer	
Games decided by 10 points or fewer	
Leading with 5:00 left	1-0
Leading with 2:00 left	1-0
Overtime games	

OFFENSE

Scoring less than 70 points	
Scoring 70-79 points	
Scoring 80-89 points	
Scoring 90-99 points	1-0
Scoring 100+ points	
2 Players Or Less in Double Figures	
3 Players in Double Figures	
4 Players in Double Figures	
5 Players in Double Figures	
More than 5 players in Double Figures	1-0
1 Player Scores 20 Points	
2 Players Score 20 Points	
When shooting 50 percent or higher	1-0
When shooting less than 50 percent	

REBOUNDING/TURNOVERS

When outrebounding opponent	1-0
When outrebounded	
When rebounds are even	
When grabbing 10+ offensive reb	1-0
When forcing 15+ turnovers	1-0
When committing less than 15 turnovers	
When committing 15+ turnovers	1-0

Top Scorers (Includes Ties)

Tolefree	NSU
----------	-----

Top Rebounders (Includes Ties)

Williams	NSU
Thomas	NSU

Months

In November	1-0
In December	
In January	
In February	
In March	

→ We are still small. There is no getting around it - Malica Monk did not grow in the off-season. This year, Arkansas has nine guards with Monk listed at 5-5 and Grayce Spangler and Chelsea Dungee at 5-11. If you look at the four guards who return with playing experience our average height is about 5-7.

→ We may be small but we are fast. Look for Arkansas to push the tempo even more this season. Not only do the Razorbacks have individually fast players, they have a lot of them so legs should be fresh for the entire game.

→ Neighbors is looking for a high number of shot attempts versus a low number of turnovers. Turnovers are a wasted possession - you don't have a chance to score. Last season, Arkansas took 2077 shots and committed just 360 turnovers. Arkansas ranked **fifth in the SEC** in shots taken and was **first in the SEC** with just 360 turnovers.

→ Arkansas has more shot-makers this year. The Razorbacks return their leading scorer and add in a couple of redshirt players who made significant offensive contributions during the trip to Italy. Shots could go up from any position.

MONK'S SCORING

→ Malica Monk returns as the team's leading scorer averaging 15.9 points per game.

→ That ranked 12th in the SEC, was a personal-best for Monk and she is one of eight players who ranked in the top-12 in the SEC last year who are back this season.

→ Monk scored in double figures in 29 of 31 games as a junior including 14 games in a row to start the year.

→ Monk scored 20+ points 10 times including a career-best 25 points against No. 11 Tennessee on Feb. 8, 2018.

→ Monk is on track to become the 28th player in program history to score 1,000 career points.

→ Monk returns as one of the top assist-makers in the conference. She is one of the top-8 returners with 3.9 assists per game and in the top-4 for assist/turnover ratio.

→ One stat for Monk should go in the other direction ... Arkansas has more depth this season so look for her minutes per game to drop as Coach Neighbors keeps her legs fresh for the fourth quarter.

THE 2018 SIGNING CLASS

Coming Soon!

Signee	Pos.	Ht.	Hometown
TBA			

RECORDS WATCH THE ROAD TO 1,000

→ Malica Monk begins the season with 851 career points and has 12 points this year.

→ She averages 10.0 ppg for her career and, if she plays in 30 games, would add 300 points to her total.

→ That milestone would make Monk the 28th player in program history to score 1,000 career points and would have her flirting with the top-20 scorers at Arkansas.

1,000 POINT CLUB

21. Amanda Holley (81-84)	3	94	1,154
22. Monica Brown (83-87)	4	103	1,145
23. Kelly Johnson (92-96)	4	113	1,109
24. Blair Savage (89-93)	4	114	1,072
25. Sarah Pfeifer (02-08)	6	124	1,056
26. Kim Bunge (79-83)	4	114	1,047
27. Lonniya Bragg (97-01)	4	129	1,036

28. Whitney Jones (05-09)	4	119	961
29. Keira Peak (11-14)	4	126	936
30. Charity Ford (07-10)	4	117	917
31. Rochelle Vaughn (02-06)	4	120	894
32. Devin Cosper (2016-18)	3	88	866
33. Malica Monk (16-present)	4	86	863
34. Jhasmin Bowen (12-15)	4	108	861
35. Lanell Dawson (85-87)	2	59	858
58. Jaielyn Mason (17-present)	3	62	571

GIMMIE THE BALL

→ Malica Monk and Jaielyn Mason are also climbing the career assists ladder.

→ Monk began the year tied for No. 17 in program history and has four assists this year. She is currently No. 17 overall.

→ Mason is just outside the top-25 with 185 assists.

NAME (CAREER)	YR	GP	AST
1. Amy Wright (98-02) *	4	131	717
2. Calli Berna (12-15)	4	128	667
3. Amber Nicholas (88-92)	4	117	538
4. C'eira Ricketts (09-12)	4	129	516
5. Christy Smith (94-98)	4	111	507
6. Tracy Webb (83-87)	4	117	444
7. Brittney Vaughn (04-08)	4	129	424
8. Rochelle Vaughn (02-06)	4	120	421
9. Donna Wilson (87-89)	2	58	332
Kimberly Wilson (93-97)	4	120	332
11. Cheryl Orcholski (80-84)	4	123	323
12. Juliet Jackson (86-90)	4	120	313
13. India Lewis (99-03)	4	128	276
14. Christi Willson (87-91)	3	87	268
15. Lynday Harris (09-10)	4	123	265
16. Lakishia Harper (99-03)	4	125	257
17. Malica Monk (16-pres.)	4	86	256
18. Shea Henderson (90-94)	4	92	252
19. Blair Savage (89-93)	4	114	233
20. Kristin Peoples (03-06)	3	71	229
21. Wendi Willits (97-00)	4	131	228
22. Sally Moore (89-91)	2	61	215
23. Doris Gaiser (81-85)	4	119	210
24. Sytia Messer (95-99)	4	128	208
Jaielyn Mason (2017-present)	3	62	189

*--Also ranks sixth all-time in SEC history

OUR RECORD WHEN ...

MARGIN OF VICTORY/DEFEAT

Points	Win	Loss	Total
1			
2			
3			
4			
5			
6			
7			
8			
9			
10			
11-15			
16-19			
20+	1	0	1-0

QUARTER RECORDS

Most First Period Points

2018-19	28	NSU (11-9-18)
All-Time	29	at Alabama (1-15-17)
Opponent	33	No. 15 Missouri (2-12-18)

Fewest First Period Points

2018-19	28	NSU (11-9-18)
All-Time	3	UTEP (11-24-17)*
Opponent	6	SHSU (11-11-16)

Most Second Period Points

2018-19	28	NSU (11-9-18)
All-Time	31	HBU (12-28-16)
Opponent	35	at #2 S. Carolina (1-3-16)

Fewest Second Period Points

2018-19	28	NSU (11-9-18)
All-Time	4	vs. Kentucky (2-17-17)
Opponent	3	at Alabama (1-15-17)

Most First Half Points

2018-19	56	NSU (11-9-18)
All-Time	65	Tenn State (11-27-88)
Opponent	63	Texas (1-9-89)

Fewest First Half Points

2018-19	56	NSU (11-9-18)
All-Time	11	at Missouri (3-15-15)*
Opponent	8	Montana State (1-5-03)

Most Third Period Points

2018-19	20	NSU (11-9-18)
All-Time	34	HBU (12-28-16)*
Opponent	30	at Miss State (1-4-18)*

Fewest Third Period Points

2018-19	20	NSU (11-9-18)
All-Time	7	Florida (1-18-18)*
Opponent	4	LSU (1-21-16)

Most Fourth Period Points

2018-19	22	NSU (11-9-18)
All-Time	32	Tulsa (11-23-15)
Opponent	33	Alabama (1-7-18)

Fewest Fourth Period Points

2018-19	22	NSU (11-9-18)
All-Time	5	#7 Ore. St. (11-28-15)
Opponent	10	#24 Missouri (1-17-16)*

Largest Margin of Victory

2018-19	56 (98-53)	NSU (11-9-18)
All-Time	79 (108-29)	B Wesleyan (2-18-77)
Opponent	54 (28-82)	La Tech (11-30-78)

*Most Recent

THE NATION'S PREMIER WBB CONFERENCE

→ With nine national championships, 12 runner-up finishes, a nation-leading 38 Final Four appearances and 132 first-team All-America honors, the SEC stands firmly as the nation's premier intercollegiate women's basketball conference.

→ Seven SEC teams played in the NCAA Tournament and an eighth team in the WNIT in 2018.

→ Thirteen of the current SEC coaches have led teams to the NCAA Tournament, eight with their respective SEC teams.

→ Eight current SEC coaches have taken teams to the Sweet 16, seven have advanced to the Elite Eight and four have gone on to the Final Four.

→ Four current SEC coaches have been head coaches in the Final Four with two winning national championships.

STRONG NON-CON AS WELL

→ In addition to the challenge of the SEC, Arkansas faces two additional NCAA Tournament teams in Arizona State and Nebraska in the non-conference portion of the schedule.

→ Iowa State, a team Arkansas plays for the first time since 1980, is this year's Big 12/SEC Challenge opponent. The Cyclones have reached the NCAA Tournament 17 times in the last 22 years.

→ Arkansas faces 14 non-conference opponents from 10 conferences ... Four of those teams finished in the top-4 in their league standings in 2018.

→ The Razorbacks have faced all 14 of this year's non-conference opponents.

→ Coach Neighbors is facing six of the non-conference foes for the first time as a head coach. They are: Northwestern State, Tennessee State, Iowa State, Tennessee Tech, Prairie View A&M and Jackson State.

→ As a program, Arkansas is 73-19 against this year's non-conference opponents.

→ Coach Neighbors is 8-6 as a HC against the non-conference schedule.

THE POLLS

Preseason Polls

AP TOP 25

RK	TEAM	RECORD	PTS
1	Notre Dame (31)	0-0	775
2	UConn	0-0	728
3	Oregon	0-0	712
4	Baylor	0-0	679
5	Louisville	0-0	664
6	Mississippi State	0-0	563
7	Stanford	0-0	559
8	Oregon State	0-0	517
9	Maryland	0-0	500
10	South Carolina	0-0	479
11	Tennessee	0-0	448
11	Texas	0-0	448
13	Iowa	0-0	383
14	Georgia	0-0	374
15	DePaul	0-0	306
16	Missouri	0-0	294
17	NC State	0-0	288
18	Syracuse	0-0	238
19	Marquette	0-0	231
20	Texas A&M	0-0	149
21	Duke	0-0	131
22	South Florida	0-0	123
23	Arizona St	0-0	122
24	California	0-0	103
25	Miami	0-0	84

Others receiving votes: Minnesota 38, West Virginia 35, UCLA 29, Central Michigan 24, **Nebraska 13**, Florida State 12, Michigan 9, Boise State 4, Buffalo 3, Belmont University 2, Virginia 2, Virginia Tech 2, Drake 1, Duquesne 1, TCU 1, Green Bay 1

USA TODAY COACHES POLL

RK	TEAM	RECORD	PTS
1	Notre Dame (30)	0-0	798
2	UConn (2)	0-0	757
3	Oregon	0-0	690
4	Louisville	0-0	687
5	Baylor	0-0	656
6	Mississippi State	0-0	594
7	Stanford	0-0	578
8	Texas	0-0	535
9	Oregon State	0-0	514
10	Maryland	0-0	511
11	South Carolina	0-0	502
12	Tennessee	0-0	444
13	Georgia	0-0	411
14	Missouri	0-0	318
15	DePaul	0-0	293
16	NC State	0-0	283
17	Iowa	0-0	262
18	Syracuse	0-0	208
19	Marquette	0-0	199
20	Duke	0-0	164
21	South Florida	0-0	159
21	Texas A&M	0-0	159
23	UCLA	0-0	116
24	Miami	0-0	92
25	West Virginia	0-0	73

Others receiving votes: Arizona St 59, Michigan 53, Florida State 51, California 46, Central Michigan 23, **LSU 19**, Kansas 14, Washington 12, Florida Gulf Coast 12, Minnesota 12, North Carolina 10, Drake 10, Illinois 9, Quinnipiac 8, Green Bay 6, Villanova 6, Ohio State 5, Jacksonville 5, Duquesne 4, **Kentucky 4**, **Florida 4**, Michigan State 3, Gonzaga 3, Buffalo 3, Alabama St 2, Boise State 2, Idaho 2, Houston 2, Princeton 2, USC 1, UCF 1

STARTERS					
Game	G	G	G	G	F
NSU	Northcross-Baker	Tolefree	Monk	Dungee	Williams
UTA					
ASU					
TSU					
PITT					
WISC					
ORU					
ISU					
TTU					
ACU					
PVAM					
NEB					
TUL					
JSU					
MSU					
OM					
MO					
VU					
UT					
ALA					
FLA					
GA					
SC					
LSU					
AU					
KY					
GA					
OM					
MO					
TAMU					

LEADS AND DEFICITS		LEADING REBOUNDER	
Biggest Halftime Lead	29, NSU	Williams	1
Biggest Halftime Lead Lost	-	Thomas	1
Biggest Halftime Deficit	-		
Biggest HT Deficit Erased	-	DOUBLE DOUBLES	
Biggest Overall Lead	46, NSU	TBA	
Biggest Win Margin	45, NSU		
Biggest Loss Margin	-	5+ASSISTS/10+ ASSISTS	
Biggest Deficit Overcome	-	TBA	

JUMP BALLS		FIRST OFF THE BENCH	
Arkansas	1	Gaulden	1
Opponents	-	Mason	1
		Zimmerman	1
		Thomas	1
		Doumbia	1

FIRST POINTS			
Tolefree			

DOUBLE FIGURE POINTS		CHARGES DRAWN	
Tolefree	1	TBA	
Gaulden	1		
Dungee	1	FORCED 10 SECOND VIOLATION	
Thomas	1	2018-19	TBA
Monk	1		
Williams	1	FORCED SHOT CLOCK VIOLATION	
Doumbia	1	2018-19	2

LEADING SCORER		FORCED INBOUND VIOLATION	
Tolefree	1	2018-19	TBA

DOUBLE FIGURES FIRST HALF		AND 1 CONVERSIONS	
Tolefree	1	Gaulden	1
		Doumbia	1

DOUBLE FIGURES/QUARTER		AND 1 MISS	
TBA		Dungee	1

20/30-PLUS POINTS		BUZZER BEATERS	
TBA		TBA	

DOUBLE FIGURE REBOUNDS			
TBA			

SCORES BY QUARTERS

Opponent	1	2	3	4	OT	Total
NSU	28	28	20	22	-	98
UTA						
ASU						
TSU						
PITT						
WISC						
ORU						
ISU						
TTU						
ACU						
PVAM						
NEB						
TUL						
JSU						
MSU						
OM						
MO						
VU						
UT						
ALA						
FLA						

Opponent	1	2	3	4	OT	Total
GA						
SC						
LSU						
AU						
KY						
GA						
OM						
MO						
TAMU						

THE LAST TIME ...

OFFENSE

Scored 110+	110, vs. Providence (11/16/98)
Scored 100+ points at home	101, Houston Baptist, 12-28-16
Scored 100+ points on the road	108, Baylor (3-6-91; SWC Tourn., Dallas)
Scored 90-99 points	98 vs. Northwestern State, 11-9-18
Scored 90+ points at home	98 vs. Northwestern State, 11-9-18
Scored 90+ points on the road	91, (91-80 Win in 3OT, 2-10-13, at Alabama)
Scored 80-89 points	88, Vanderbilt (2-28-18)
Scored 80-89 points at home	86, Mississippi Valley State (12-28-15)
Scored 80-89 points on the road	88, Vanderbilt (2-28-18) (SEC Tourn.)
Scored 70-79 points	74, at Alabama, 2-4-18
Scored 70-79 points at home	73, Ole Miss, 12-31-17
Scored 70-79 points on the road	73 at Vanderbilt, 2-25-18
Scored 60-69 points	60 vs. No. 17 Texas A&M (2-22-18)
Was held to 50-59	52, No. 15 Texas A&M (3-1-18) (SEC Tourn.)
Was held to 49-40	42 at No. 9 South Carolina (1-25-18)
Was held to 39-20	32, at No. 2 South Carolina (1-3-16)
Was held to 20 or less	N/A
Made 30-39 field goals	34 vs. Northwestern State, 11-9-18
Made 20-29 field goals	20, No. 15 Texas A&M (3-1-18) (SEC Tourn.)
Made 10-19 field goals	19, No. 15 Missouri, 2-12-18
Made 10 three-point field goals	11 vs. Northwestern State, 11-9-18
Did not make 3-pointer (since 1986)	0-10, at Miss State (L 44-47), 2-3-13
Made 30 free throws	38 at Florida (38-54); (2-22-04)
Made 15+ Free Throws	19 vs. Northwestern State, 11-9-18
Shot 40-49 or better	44.6 (33-74) Vanderbilt, 2-28-18 (SEC Tournament)
Shot 50-59 or better	57.6 (34-59) vs. Northwestern State, 11-9-18
Shot 60 % or better	.600 (36-60) vs. Ole Miss (W, 93-52; 3-3-13)
Held to less than 40 %	30.4% (21-69) vs. No. 17 Texas A&M (2-22-18)
Held to less than 30 %	24.7% (20-81) vs. No. 15 Texas A&M (SEC Tournament)
Held to less than 20 %	.182 (10-55) vs. No. 6/7 Tennessee (1-8-12; L, 38-69)
Opponent shot over 50%	50.0% (33-66) vs. No. 15 Texas A&M (3-1-18) (SEC Tournament)
Held opponent to less than 40%	33.3% (19-57) vs. Northwestern State, 11-9-18
Held opponent to less than 30%	23.2% (16-69), Tulsa, 12-10-17
Opponent shot less than 20% in a half	.200 (5-25), Grambling, 12-29-14 (1st)
Had 20 or more assists in a game	27, Houston Baptist, 12-28-16

DEFENSE

Allowed 100 points	104 vs. No. 17 Texas A&M (2-22-18)
Allowed 80-99 points	82, No. 15 Texas A&M (3-1-18) (SEC Tournament)
Allowed 70-79 points	76 Vanderbilt, 2-28-18 (SEC Tournament)
Allowed 60-69 points	62, LSU, 2-18-18
Held opponent to 59-50 points	53 vs. Northwestern State, 11-9-18
Held opponent to 40-49 points	41, Tulsa, 12-10-17
Held opponent to 39-30	36, Northwestern State, 12-18-16
Held opponent under 45 points three cons. games	45, SHSU (11-8-13, W 81-45); 33 ORU (11-13-13, W 91-33); 45, Furman (11-16-13, W, 74-45)
Held an SEC opponent under 50 points in 3 cons. games	47, Auburn (1-29-15, W, 52-47); 42, Alabama (2-1-15, W, 53-42); #24/21 Georgia (2-9-15, W, 54-48)
Held opponent to 29 points or less	23, Binghamton, 11-30-13
Held an opponent under 15 points in a half	13, Northwestern State, 12-18-16
Held opponent under 15 field goals	14, Houston Baptist, 12-28-16
Held opponent under 15% from 3-point	.14.3% (2-14), at Auburn, 1-14-18
Had 70+ rebounds	74, Mississippi Valley State (11-24-89)
Had 60-69 rebounds	61, Tulsa, 12-10-17
Had 50-59 rebounds	55, vs. NMSU, 11-25-17
Had five or more blocked shots in a game	7, Ole Miss, 12-31-17
Had 20 or more steals in a game	20, ORU (11-13-13)
Had 15 or more steals in a game	16, at Florida, 2-9-17
Had 20 or more turnovers in a game	23 at Arizona State, 12-21-17
Forced 20-25 or more Turnovers in a game	30 vs. Northwestern State, 11-9-18

OTHER

Won an overtime game	91-80 Win in 3OT, 2-10-13, at Alabama
Lost an overtime game	Florida (71-66), 1-28-16
Won a double overtime game	73-72, vs. Florida (1-29-12)
Lost a double overtime game	N/A
Won a triple overtime game	91-80 Win in 3OT, 2-10-13, at Alabama
Played consecutive OT games	1-24-16 at Auburn (lost); 1-28-16 vs Florida (lost)
Won regular season tournament	Nugget Classic (Reno, Nev., Nov. 25-26, 2016)
Defeated ranked team	64-52, No. 24 Missouri, 1-17-16
Defeated a ranked team on the road	57-53, at #19/18 LSU, 2-23-14; 77-76, #17/16 Iowa (Las Vegas), 12-18-14
All-time SEC win streak	8 games (1-15-12: Auburn through 2-15-12: at Auburn)
All-time SEC home win streak	5 games (1-15-12: Auburn -- 2-9-12: S. Carolina)

A RAZORBACK PLAYER ...

Scored 20-24 points	21, Devin Cosper at Alabama, 2-4-18
Scored 25-29 points	25, Kiara Williams vs. Vanderbilt, 2-28-18 (SEC Tournament)
Scored 30+ points	34, Jessica Jackson, Houston Baptist, 12-28-16
Scored 20+ points 10 times in a season	Malica Monk, 2017-18 (Samford 21, Neb. 22, ORU 24, NMSU, 22, KU 21, UTA 20, Ala. 21, FL 23, Tenn 25, 20 VU)
Double figures in 15 cons games (Season)	Jessica Jackson, 11/11/16, LSU 1-8-17
Scored 23+ points in three cons games	Jessica Jackson (24 at Georgia 1-16-14, 31 vs. Ole Miss 1-19-14, 23 at Kentucky 1-26-14)
Three players scored double figures in 1 game	vs. No. 17 Texas A&M (2-22-18) (Monk, Mason, Cosper)
Four players scored double figures in 1 game	at Vanderbilt, 2-25-18 (Monk, Williams, Mason, Cosper)
Four players scored doubles figures for 4 cons. games	12-6-12 - 12-21-12 vs. Kansas, Furman, MVSU, and NSU
Five players scored double figures in 1 game	Vanderbilt, 2-28-18 (SEC Tournament) (Monk, Cosper, Mason, Williams, Northcross-Baker)
Seven players scored in double figures in 1 game	vs. Northwestern State, 11-9-18 (Tolfree, Gaulden, Monk, Thomas, Doumbia, Dungee, Williams)
Made 10+ field goals in a game	11, Kiara Williams vs. Vanderbilt, 2-28-18 (SEC Tournament)
Attempted 15-19 field goals in a game	16, Malica Monk vs. Vanderbilt, 2-28-18 (SEC Tournament)
Attempted 20+ field goals in a game	20, Malica Monk & Devin Cosper vs. No. 15 Texas A&M, 3-1-18 (SEC Tourn.)
Attempted 10 free throws in a game	12, Malica Monk vs. UTA, 12-17-17
Made 5 or more 3-pt FG in a game	6, Devin Cosper, No. 11 Tennessee, 2-8-18
Attempted 10+ 3-pointers in a game	10, Alexis Tolfree vs. Northwestern State, 11-9-18
Had 10-14 rebounds	10, Kiara Williams, Vanderbilt, 2-28-18 (SEC Tournament)
Had 15+ rebounds	16, Kiara Williams, Grambling State, 12-28-17
Had 10 offensive reb - Records go back to 05-06	11, Melissa Wolff vs. New Orleans (1-30-15)
Had 10 defensive reb - Records go back to 05-06	13, Devin Cosper, Alabama, 1-7-18
Had 10+ assists	10, Malica Monk, Grambling State, 12-28-17
Had 10+ assists in cons games	Jailyn Mason (11 vs. HBU, 12-28-16 and 10 at Ole Miss, 1-1-17), Calli Berna (11 vs. No. 10/8 KY 2/7/13 and 11 at UA 2/10/13)
Had 5+ blocks in a game	(3x) 5, Jessica Jackson (vs. ORU, 11-13-13); (No. 25 Vanderbilt, 2-20-14); (at Tulsa, 12-14-14)
Had 10+ blocks in a game	9, Robyn Irwin vs. SMSU, 12-19-88 (school record)
Had 5 or more steals in a game	5, Malica Monk vs. NMSU, 11-25-17
Had a double-double	Kiara Williams (15/14), at Auburn, 1-14-18
Had a double-double in two cons games	2017-18: Devin Cosper (25/14) Charlotte and (11/11) Tulsa
Had two players record a double-double	Kiara Williams (12 pts/16 reb) & Malica Monk (10 pts/10 reb.), Grambling State, 12-28-17
Had seven double-doubles in a season	Devin Cosper, 2017-18 (SHSU, ORU, NMSU, Char., Tulsa, OM, AL)
Had 10+ double-doubles in a season	2006-07, Lauren Ervin (14)
Had a triple-double	14 pts, 13 reb, 12 asts, C'eira Ricketts vs. Auburn (1-18-09)

MORE ABOUT MIKE

Hometown: Greenwood, Ark. (Greenwood HS)
Family: Daughter Abby; Son Alec
Alma Mater: Arkansas, 1993

NEIGHBORS BY THE NUMBERS

112	Wins (112-58, 5 seasons)
11	Players drafted in the WNBA
10	Signed McDonalds' All-Americans
5	Years as a head coach
4	Postseason appearances
1	Final Four appearance



LEARN MORE

Sign up for Mike Neighbors' newsletter and listen to his podcasts at CoachNeighbors.com

NABES FAVES

TOP 10 MOVIES

1. A Few Good Men
2. The Hunt For Red October
3. The Silence Of The Lambs
4. Hoosiers
5. Pretty Woman
6. Moneyball
7. Top Gun
8. JFK
9. The Lion King
10. Purple Rain

See the entire list here: <http://imdb.to/2royaEO>

TOP 10 SONGS

1. Sweet Child O' Mine (Guns N' Roses)
2. You Shook Me All Night Long (AC/DC)
3. Man In The Mirror (Michael Jackson)
4. Amarillo By Morning (George Strait)
5. Jessie's Girl (Rick Springfield)
6. Hysteria (Def Leppard)
7. Fishin' In The Dark (Nitty Gritty Dirt Band)
8. The Ballard of Curtis Loew (Lynyrd Skynyrd)
9. Wanted Dead Or Alive (Bon Jovi)
10. Let's Go Crazy (Prince)

TOP 10 TV SHOWS

1. West Wing (first three seasons)
2. The Wire
3. Breaking Bad
4. Seinfeld
5. The Newsroom
6. Prison Break
7. Arrested Development
8. Game of Thrones
9. The Sopranos
10. The Goldbergs

Entire list: <http://www.imdb.com/list/ls009377912/>



MIKE NEIGHBORS

THE MOST INTERESTING COACH IN COLLEGE BASKETBALL

Second Season | Career Record: 112-59 (6) | Arkansas Record: 14-18 (2)

ROOKIE NOD TO NAISMITH NOMINEE

In four short years Mike Neighbors went from a Spalding Maggie Dixon Division I Rookie Coach of the Year nominee in 2014, to a Naismith Women's College Coach of the Year national semifinalist in 2017.

Neighbors guided UW to an historic campaign in 2016-17 leading the Huskies to 27 wins, it's second most in program history, and he was just one shy of the all-time a school record set in 1990 (28).

Picked to place third in the Pac-12 in the preseason poll, UW tied for second in the league with a 15-3 record, it's best conference finish since 2003. The Huskies' 15 conference wins tied for third most in program history. Washington, who entered conference play with the program-best 12 non-conference wins, clinched its first-ever bye in the first round of the Pac-12 Tournament. Washington put together an 11-game win streak and a six-game win streak in Pac-12 play in 2016-17.

TIMELINE

→ Bentonville HS Head Coach	1994-98
→ Cabot HS Head Coach	1998-99
→ Arkansas Director of Ops	1999-01
→ Tulsa Univ. Assistant Coach	2001-05
→ Univ. of Colorado Assistant Coach	2005-06
→ Univ. of Arkansas Assistant Coach	2006-07
→ Xavier Assistant Coach	2007-2011
→ Univ. of Washington Assistant Coach	2011-13
→ Univ. of Washington Head Coach	2013-17
→ Univ. of Arkansas Head Coach	2017-present

COACHING AT MY ALMA MATER

- Mike Neighbors Arkansas, 1993
- Holly Warlick Tennessee, 1981

A couple of other coaches have SEC ties. Joni Taylor is the head coach at Georgia and a 2002 graduate of Alabama. Matthew Mitchell is a 1995 graduate of Mississippi State and is the head coach at Kentucky. Nikki Fargas graduated from Tennessee in 1994 and is the head coach at LSU. Vic Schaefer is the head coach at Mississippi State and a 1984 graduate of Texas A&M.

COACHING HISTORY

University of Washington

Year	Overall	Pac-12	Finish
2013-14	20-14b (.588)	10-8 (.556)	6
2014-15	23-10 (.697)	11-7 (.611)	5
2015-16	26-11 (.703)	11-7 (.611)	5
2016-17	29-6 (.829)	15-3 (.833)	T-2

University of Arkansas

Year	Overall	SEC	Finish
2017-18	13-18 (.419)	3-13 (.188)	T-11
2018-19	1-0 (1.000)	0-0	TBA

Totals 112-59 (.655) 50-38 (.590) 6 yrs

PLAYER DEVELOPMENT

YEAR	UNIVERSITY	PLAYER	ROUND	OVERALL	TEAM NOTE
2017	Washington	Kelsey Plum	1	1	San Antonio Spurs ! @
	Washington	Chantel Osahor	2	21	Chicago Sky ! @
2016	Washington	Talia Walton	3	29	Los Angeles Sparks ! @
2011	Xavier	Amber Harris	1	4	Minnesota Lynx #
	Xavier	Ta'Shia Phillips	1	8	Atlanta Dream #
	TAMU/UAFS	Tanisha Smith	2	22	Seattle Storm #
	Colorado	Brittany Spears	2	19	Phoenix Mercury *
2009	Arkansas	Shameka Christon	1	5	New York Liberty #
2008	Arkansas	Lauren Ervin	3	37	Connecticut Sun #
2006	Tulsa	Megan Moody	-	-	Houston Comets
					Free Agent #
2003	Tulsa	Allison Curtin	1	12	Houston Comets ! #
	Arkansas	Dana Cherry	2	23	Traded to Detroit Shock
					Charlotte Sting

*-Recruited but did not coach

!-At the school when player was drafted

@-Worked with player as a head coach

#-Worked with player as an assistant coach

\$-Worked with player as other (GA, etc)

COACHING DEVELOPMENT

Coach	w/Nabes	Now
Fred Castro	'14, '15, '16	HC Eastern Michigan
Adia Barnes	'14, '15	HC Arizona
Adam Call	'14	AC Eastern Michigan
Morgan Valley	'16	AC Arizona
Todd Schaefer	'16	AC Arkansas
Jasmine Lister	'16	AC DePaul

THE MOST INTERESTING MAN IN COLLEGE BASKETBALL

→ Grew up with a "Big Touk": Coach is lactose intolerant and often had Coke in his bottle.

→ Blueberry Please: When he got old enough to make his own breakfast, Pop Tarts were a regular. He liked the chocolate ones as a kid but prefers frosted blueberry now.

→ Movies: His expansive movie collection includes digital, disk and VHS copies. Did you know he used to work at BlockBuster?

→ Lunch Boxes: Coach collects tin lunch boxes and has them displayed in his home. His first lunch box had KISS on it. He got it in second grade.

→ Athens City Champion: Coach stumbled upon a dart tournament while on a trip to Athens, Georgia. He joined in and was one of the two-man winning team.



IT'S BIGGER THAN THE GAME

Mike Neighbors continued his support of breast cancer awareness this year serving as a Koman Ozarks Big Wig. He headlined a team tasked to raise both money and awareness for and of breast cancer.

Former Razorback India Lewis (1999-2003) lost her battle with breast cancer in August 2018. She was just 36 years old.

NEIGHBORS VERSUS ...			Oklahoma	1	2
Abilene Christian	1	0	Ole Miss	1	0
Alabama	1	1	Oral Roberts	1	0
Arizona State	2	5	Oregon State	1	6
Arizona	6	0	Oregon	5	3
Auburn	1	0	Pennsylvania	1	0
Boise State	1	0	Pittsburgh	1	0
BYU	1	0	Portland	3	1
California	4	3	Prairie View A&M	TBA	
Charlotte	1	0	Saint Mary's	0	1
Colorado State	1	0	Sam Houston State	1	0
Colorado	9	0	Samford	1	0
CSUN	1	0	San Diego State	2	0
DePaul	0	1	San Diego	1	0
Eastern Washington	1	0	Santa Clara	1	0
Florida State	1	0	Savannah State	1	0
Florida	0	1	Seattle	4	0
Fresno State	2	0	South Carolina	0	1
Furman	1	0	South Dakota	2	0
Georgia	0	1	Stanford	3	5
Grambling State	2	0	Syracuse	0	2
Grand Canyon	1	0	Tennessee	0	1
Hartford	1	0	Tennessee Tech	TBA	
Hawai'i	1	0	Texas A&M	1	3
Houston	1	0	Texas Tech	1	0
Idaho	1	0	TULSA	1	0
Iowa State	TBA		UC Irvine	1	0
Jackson State	TBA		UC Riverside	2	0
Kansas	0	1	UCLA	4	2
Kentucky	1	2	USC	6	0
Louisiana-Monroe	1	0	Utah	7	3
LSU	0	1	UT-Arlington	1	0
Maryland	1	0	UTEP	0	2
Miami	0	1	Vanderbilt	1	1
Mississippi State	0	2	Washington State	5	3
Missouri	1	2	Weber State	1	0
Montana State	2	0	Wisconsin	1	0
Nebraska	0	1	Yale	1	0
New Mexico State	1	0			
Notre Dame	0	1	TOTALS	111	59



Mike Neighbors
@coachneighbors

Replying to @RazorbackWBB

While we will be fighting for all, #21 India Lewis, will never be forgotten by the Razorbacks.

8:20am · 5 Sep 2018 · Twitter for iPhone

0 A'TYANNA GAULDEN

Stat	'18-'19	Career
Double Figure Pts	1	1
Double Figure Rebs		
Double-Doubles		
5 + Assists		
5 + Blocks		
5 + Steals		
Led Team in Pts		
Led Team in Reb		
20 + Points		

1 RAVEN NORTHCROSS-BAKER

Stat	'17-'18	'18-'19	Career
Double Figure Pts	3	-	3
Double Figure Rebs			
Double-Doubles			
5 + Assists			
5 + Blocks			
5 + Steals			
Led Team in Pts			
Led Team in Reb			
20 + Points	1	-	1

2 ALEXIS TOLEFREE

Stat	'16-'17	'17-'18	'18-'19	Career
Double Figure Pts		26	1	1
Double Figure Rebs		-		
Double-Doubles		-		
5 + Assists		3		
5 + Blocks		-		
5 + Steals		3		
Led Team in Pts				
Led Team in Reb				
20 + Points		18		
30/40/50+ Points		1/1/1		

3 MALICA MONK

Stat	'15-'16	'16-'17	'17-'18	'18-'19	Career
Double Figure Pts	3	13	27	1	44
Double Figure Rebs					
Double-Doubles (pts/ast)	-	-	1	-	1
5 + Assists	3	4	11	-	18
5 + Blocks					
5 + Steals	-	2	-	-	2
Led Team in Pts					
Led Team in Reb					
20 + Points	-	-	9	-	9

10 KIARA WILLIAMS

Stat	'16-'17	'17-'18	'18-'19	Career
Double Figure Pts	-	11	1	12
Double Figure Rebs	-	7	-	7
Double-Doubles (pts/reb)	-	3	-	3
5 + Assists				
5 + Blocks				
5 + Steals				
Led Team in Pts				
Led Team in Reb				
20 + Points				

13 GRAYCE SPANGLER

Stat	'17-'18	'18-'19	Career
Double Figure Pts			
Double Figure Rebs			
Double-Doubles			
5 + Assists			
5 + Blocks			
5 + Steals			
Led Team in Pts			
Led Team in Reb			
20 + Points			

14 JAILYN MASON

Stat	'16-'17	'17-'18	'18-'19	Career
Double Figure Pts	10	19	-	29
Double Figure Rebs				
Double-Doubles (pts/ast)	2	-	-	2
5 + Assists	6	5	-	11
5 + Blocks				
5 + Steals				
Led Team in Pts				
Led Team in Reb				
20 + Points				

20 SYDNEY STOUT

Stat	'16-'17	'17-'18	'18-'19	Career
Double Figure Pts				
Double Figure Rebs				
Double-Doubles				
5 + Assists				
5 + Blocks				
5 + Steals				
Led Team in Pts				
Led Team in Reb				
20 + Points				

22 BAILEY ZIMMERMAN

Stat	'15-'16	'16-'17	'17-'18	'18-'19	Career
Double Figure Pts	-	2	5	-	7
Double Figure Rebs					
Double-Doubles					
5 + Assists					
5 + Blocks					
5 + Steals					
Led Team in Pts					
Led Team in Reb					
20 + Points					

23 AMBER RAMIREZ

Stat	'16-'17	'17-'18	'18-'19	Career
Double Figure Pts	7	18	RS	
Double Figure Rebs	-	-		
Double-Doubles	-	-		
5 + Assists	2	7		
5 + Blocks	-	-		
5 + Steals	-	-		
Led Team in Pts	NA	NA		
Led Team in Reb	-	-		
20 + Points	-	3		
30+ Points	-	1		

24 TAYLAH THOMAS

Stat	'17-'18	'18-'19	Career
Double Figure Pts	1	1	2
Double Figure Rebs	1	-	1
Double-Doubles			
5 + Assists			
5 + Blocks			
5 + Steals			
Led Team in Pts			
Led Team in Reb			
20 + Points			

30 MACY WEAVER

Stat	'17-'18	'18-'19	Career
Double Figure Pts			
Double Figure Rebs			
Double-Doubles			
5 + Assists			
5 + Blocks			
5 + Steals			
Led Team in Pts			
Led Team in Reb			
20 + Points			

33 CHELSEA DUNGEE

Stat	'18-'19	Career
Double Figure Pts	1	1
Double Figure Rebs		
Double-Doubles		
5 + Assists		
5 + Blocks		
5 + Steals		
Led Team in Pts		
Led Team in Reb		
20 + Points		

52 ROKIA DOUMBIA

Stat	'18-'19	Career
Double Figure Pts	1	1
Double Figure Rebs		
Double-Doubles		
5 + Assists		
5 + Blocks		
5 + Steals		
Led Team in Pts		
Led Team in Reb		
20 + Points		

Career at Arkansas only



@RazorbackWBB STATISTICS AR Combined Team Statistics (as of Nov 09, 2018) All games



RECORD:	OVERALL	HOME	AWAY	NEUTRAL
ALL GAMES	1-0	1-0	0-0	0-0
CONFERENCE	0-0	0-0	0-0	0-0
NON-CONFERENCE	1-0	1-0	0-0	0-0

##	Player	gp-gs	min	avg	Total		3-Point		F-Throw		Rebounds				pf	dq	a	to	blk	stl	pts	avg
					fg-fga	fg%	3fg-fga	3fg%	ft-fa	ft%	off	def	tot	avg								
00	GAULDEN, A'Tyanna	1-0	17	17.0	6-7	.857	0-0	.000	4-7	.571	0	2	2	2.0	0	0	3	4	0	2	16	16.0
01	NORTHCROSS-BAKE	1-1	16	16.0	0-0	.000	0-0	.000	0-0	.000	1	0	1	1.0	2	0	2	1	0	1	0	0.0
02	TOLEFREE, Alexis	1-1	21	21.0	5-11	.455	5-10	.500	4-6	.667	0	3	3	3.0	0	0	0	3	0	2	19	19.0
03	MONK, Malica	1-1	22	22.0	4-5	.800	2-3	.667	2-4	.500	0	0	0	0.0	2	0	4	3	0	1	12	12.0
10	WILLIAMS, Kiara	1-1	19	19.0	5-7	.714	0-0	.000	0-0	.000	5	4	9	9.0	1	0	1	2	1	1	10	10.0
13	SPANGLER, Grayce	1-0	5	5.0	0-1	.000	0-1	.000	0-0	.000	0	0	0	0.0	2	0	0	0	0	0	0	0.0
14	MASON, Jailyn	1-0	19	19.0	1-3	.333	0-1	.000	2-2	1.000	0	4	4	4.0	2	0	4	2	1	0	4	4.0
20	STOUT, Sydney	1-0	4	4.0	0-0	.000	0-0	.000	0-0	.000	0	0	0	0.0	1	0	0	0	0	0	0	0.0
22	ZIMMERMAN, Bailey	1-0	17	17.0	1-4	.250	1-3	.333	1-2	.500	0	4	4	4.0	0	0	1	0	1	0	4	4.0
24	THOMAS, Taylah	1-0	17	17.0	4-7	.571	0-0	.000	3-6	.500	5	4	9	9.0	0	0	0	0	0	3	11	11.0
30	WEAVER, Macy	1-0	4	4.0	0-0	.000	0-0	.000	0-0	.000	0	0	0	0.0	1	0	0	0	0	0	0	0.0
33	DUNGEE, Chelsea	1-1	22	22.0	4-8	.500	2-3	.667	1-3	.333	1	2	3	3.0	2	0	3	1	0	0	11	11.0
52	DOUMBIA, Rokia	1-0	17	17.0	4-6	.667	1-2	.500	2-3	.667	0	1	1	1.0	2	0	0	0	0	1	11	11.0
Team											0	2	2									
Total.....		1	200		34-59	.576	11-23	.478	19-33	.576	12	26	38	38.0	15	0	18	16	3	11	98	98.0
Opponents.....		1	200		19-57	.333	8-21	.381	7-12	.583	14	20	34	34.0	27	0	14	30	1	10	53	53.0

TEAM STATISTICS	AR	OPP
SCORING	98	53
Points per game	98.0	53.0
Scoring margin	+45.0	-
FIELD GOALS-ATT	34-59	19-57
Field goal pct	.576	.333
3 POINT FG-ATT	11-23	8-21
3-point FG pct	.478	.381
3-pt FG made per game	11.0	8.0
FREE THROWS-ATT	19-33	7-12
Free throw pct	.576	.583
F-Throws made per game	19.0	7.0
REBOUNDS	38	34
Rebounds per game	38.0	34.0
Rebounding margin	+4.0	-
ASSISTS	18	14
Assists per game	18.0	14.0
TURNOVERS	16	30
Turnovers per game	16.0	30.0
Turnover margin	+14.0	-
Assist/turnover ratio	1.1	0.5
STEALS	11	10
Steals per game	11.0	10.0
BLOCKS	3	1
Blocks per game	3.0	1.0
ATTENDANCE	5497	0
Home games-Avg/Game	1-5497	0-0
Neutral site-Avg/Game	-	0-0

Date	Opponent	Score	Att.
11/09/18	NORTHWESTERN STATE	w 98-53	5497

* - Conference game

Score by Periods	1st	2nd	3rd	4th	Totals
AR	28	28	20	22	98
Opponents	14	13	9	17	53



@RazorbackWBB STATISTICS
AR Game-by-Game Highs (as of Nov 09, 2018)
All games



Opponent	Date	Score	Points	Rebounds	Assists	Steals	Blocked shots
NORTHWESTERN STATE	11/09/18	98-53	19-TOLEFREE, Alexis	9-THOMAS, Taylah WILLIAMS, Kiara	4-MONK, Malica MASON, Jailyn	3-THOMAS, Taylah	1-ZIMMERMAN, Bail WILLIAMS, Kiara MASON, Jailyn



@RazorbackWBB STATISTICS
AR Category Leaders (as of Nov 09, 2018)
All games

Points	G	Pts	Pts/G
TOLEFREE, Alexis	1	19	19.0
GAULDEN, A'Tyanna	1	16	16.0
MONK, Malica	1	12	12.0
DUNGEE, Chelsea	1	11	11.0
THOMAS, Taylah	1	11	11.0
DOUMBIA, Rokia	1	11	11.0
WILLIAMS, Kiara	1	10	10.0
MASON, Jailyn	1	4	4.0
ZIMMERMAN, Bailey	1	4	4.0

FG Percentage	FG	Att	Pct
GAULDEN, A'Tyanna	6	7	.857
MONK, Malica	4	5	.800
WILLIAMS, Kiara	5	7	.714
DOUMBIA, Rokia	4	6	.667
THOMAS, Taylah	4	7	.571
DUNGEE, Chelsea	4	8	.500
TOLEFREE, Alexis	5	11	.455
MASON, Jailyn	1	3	.333
ZIMMERMAN, Bailey	1	4	.250
SPANGLER, Grayce	0	1	.000

3-Point Percentage	3FG	Att	Pct
DUNGEE, Chelsea	2	3	.667
MONK, Malica	2	3	.667
DOUMBIA, Rokia	1	2	.500
TOLEFREE, Alexis	5	10	.500
ZIMMERMAN, Bailey	1	3	.333
MASON, Jailyn	0	1	.000
SPANGLER, Grayce	0	1	.000

Free Throw Percent	FG	Att	Pct
MASON, Jailyn	2	2	1.000
DOUMBIA, Rokia	2	3	.667
TOLEFREE, Alexis	4	6	.667
GAULDEN, A'Tyanna	4	7	.571
ZIMMERMAN, Bailey	1	2	.500
MONK, Malica	2	4	.500
THOMAS, Taylah	3	6	.500
DUNGEE, Chelsea	1	3	.333

Scoring Average	G	Pts	Avg/G
TOLEFREE, Alexis	1	19	19.0
GAULDEN, A'Tyanna	1	16	16.0
MONK, Malica	1	12	12.0
DOUMBIA, Rokia	1	11	11.0
THOMAS, Taylah	1	11	11.0
DUNGEE, Chelsea	1	11	11.0
WILLIAMS, Kiara	1	10	10.0
ZIMMERMAN, Bailey	1	4	4.0
MASON, Jailyn	1	4	4.0
NORTHCROSS-BAKER, Ra	1	0	0.0
SPANGLER, Grayce	1	0	0.0
WEAVER, Macy	1	0	0.0
STOUT, Sydney	1	0	0.0

Field Goal Attempts	G	Att	Att/G
TOLEFREE, Alexis	1	11	11.0
DUNGEE, Chelsea	1	8	8.0
THOMAS, Taylah	1	7	7.0
WILLIAMS, Kiara	1	7	7.0
GAULDEN, A'Tyanna	1	7	7.0

Field Goals Made	G	Made	Made/G
GAULDEN, A'Tyanna	1	6	6.0
WILLIAMS, Kiara	1	5	5.0
TOLEFREE, Alexis	1	5	5.0
MONK, Malica	1	4	4.0
DOUMBIA, Rokia	1	4	4.0
THOMAS, Taylah	1	4	4.0
DUNGEE, Chelsea	1	4	4.0

3-Point FG Attempts	G	Att	Att/G
TOLEFREE, Alexis	1	10	10.0
MONK, Malica	1	3	3.0
ZIMMERMAN, Bailey	1	3	3.0
DUNGEE, Chelsea	1	3	3.0
DOUMBIA, Rokia	1	2	2.0

3-Point FG Made	G	Made	Made/G
TOLEFREE, Alexis	1	5	5.0
MONK, Malica	1	2	2.0
DUNGEE, Chelsea	1	2	2.0
DOUMBIA, Rokia	1	1	1.0
ZIMMERMAN, Bailey	1	1	1.0

Free Throw Attempts	G	Att	Att/G
GAULDEN, A'Tyanna	1	7	7.0
THOMAS, Taylah	1	6	6.0
TOLEFREE, Alexis	1	6	6.0
MONK, Malica	1	4	4.0
DOUMBIA, Rokia	1	3	3.0
DUNGEE, Chelsea	1	3	3.0

Free Throws Made	G	Made	Made/G
TOLEFREE, Alexis	1	4	4.0
GAULDEN, A'Tyanna	1	4	4.0
THOMAS, Taylah	1	3	3.0
DOUMBIA, Rokia	1	2	2.0
MONK, Malica	1	2	2.0



@RazorbackWBB STATISTICS
AR Category Leaders (as of Nov 09, 2018)
All games

Rebounds	G	Reb	Reb/G
WILLIAMS, Kiara	1	9	9.0
THOMAS, Taylah	1	9	9.0
ZIMMERMAN, Bailey	1	4	4.0
MASON, Jailyn	1	4	4.0
DUNGEE, Chelsea	1	3	3.0
TOLEFREE, Alexis	1	3	3.0

Rebound Average	G	Reb	Avg/G
THOMAS, Taylah	1	9	9.0
WILLIAMS, Kiara	1	9	9.0
ZIMMERMAN, Bailey	1	4	4.0
MASON, Jailyn	1	4	4.0
TOLEFREE, Alexis	1	3	3.0
DUNGEE, Chelsea	1	3	3.0

Offensive Rebounds	G	No.	Avg/G
WILLIAMS, Kiara	1	5	5.0
THOMAS, Taylah	1	5	5.0
DUNGEE, Chelsea	1	1	1.0
NORTHCROSS-BAKER, Ra	1	1	1.0

Defensive Rebounds	G	No.	Avg/G
WILLIAMS, Kiara	1	4	4.0
THOMAS, Taylah	1	4	4.0
MASON, Jailyn	1	4	4.0
ZIMMERMAN, Bailey	1	4	4.0
TOLEFREE, Alexis	1	3	3.0

Fouls	G	No.	Per/G
MASON, Jailyn	1	2	2.0
MONK, Malica	1	2	2.0
DUNGEE, Chelsea	1	2	2.0
SPANGLER, Grayce	1	2	2.0
NORTHCROSS-BAKER, Ra	1	2	2.0
DOUMBIA, Rokia	1	2	2.0

Foulouts	G	No.
----------	---	-----

Assists	G	No.	Ast/G
MONK, Malica	1	4	4.0
MASON, Jailyn	1	4	4.0
GAULDEN, A'Tyanna	1	3	3.0
DUNGEE, Chelsea	1	3	3.0
NORTHCROSS-BAKER, Ra	1	2	2.0

Steals	G	No.	Stl/G
THOMAS, Taylah	1	3	3.0
GAULDEN, A'Tyanna	1	2	2.0
TOLEFREE, Alexis	1	2	2.0
WILLIAMS, Kiara	1	1	1.0
NORTHCROSS-BAKER, Ra	1	1	1.0
DOUMBIA, Rokia	1	1	1.0
MONK, Malica	1	1	1.0

Blocked Shots	G	No.	Blk/G
MASON, Jailyn	1	1	1.0
WILLIAMS, Kiara	1	1	1.0
ZIMMERMAN, Bailey	1	1	1.0

Minutes	G	No.	Min/G
MONK, Malica	1	22	22.0
DUNGEE, Chelsea	1	22	22.0
TOLEFREE, Alexis	1	21	21.0
WILLIAMS, Kiara	1	19	19.0
MASON, Jailyn	1	19	19.0

Turnovers	G	No.	TO/G
GAULDEN, A'Tyanna	1	4	4.0
TOLEFREE, Alexis	1	3	3.0
MONK, Malica	1	3	3.0
MASON, Jailyn	1	2	2.0
WILLIAMS, Kiara	1	2	2.0



@RazorbackWBB STATISTICS
 AR Team Game-by-Game Comparison (as of Nov 12, 2018)
All games



Opponent	1st	2nd	Score	Mar	Total FG	FG Pct	3-Pointers	3FG Pct	Free Throws	FT Pct	Rebounds	Assist	T/Over	Block	Steal	Fouls	
NORTHWESTERN STATE	56/27	42/26	98-53	+45	34-59/19-57	.576/.333	11-23/8-21	.478/.381	19-33/7-12	.576/.583	38/34	+4	18/14	16/30	3/1	11/10	15/27

Note: Game totals are displayed in the format TEAM/OPPONENT for each category



@RazorbackWBB STATISTICS
AR Points-Rebounds-Assists (as of Nov 09, 2018)
All games

Opponent	Date	Score	00	01	02	03	10	13	14
			GAULDEN,A'	NORTHCROSS	TOLEFREE,A	MONK,MALIC	WILLIAMS,K	SPANGLER,G	MASON,JAIL
NORTHWESTERN STATE	11/09/18	98-53 w	16-2-3	0-1-2	19-3-0	12-0-4	10-9-1	0-0-0	4-4-4

Opponent	Date	Score	20	22	24	30	33	52
			STOUT,SYDN	ZIMMERMAN,	THOMAS,TAY	WEAVER,MAC	DUNGEE,CHE	DOUMBIA,RO
NORTHWESTERN STATE	11/09/18	98-53 w	0-0-0	4-4-1	11-9-0	0-0-0	11-3-3	11-1-0

0 A'Tyanna Gaulden | So. | 5-7 | G | Ocilla, Ga. (Americus Sumter HS) | Florida State



SEASON HIGHS

Points	16	NSU	11-9-18
FG Made	6	NSU	11-9-18
FG Att	7	NSU	11-9-18
3FG Made			
3FG Att			
FT Made	4	NSU	11-9-18
FT Att	7	NSU	11-9-18
Off. Reb.			
Def. Reb.	2	NSU	11-9-18
Rebounds	2	NSU	11-9-18
Assists	3	NSU	11-9-18
Blocks			
Steals	2	NSU	11-9-18
Minutes	17	NSU	11-9-18

CAREER HIGHS

Points	16	NSU	11-9-18
FG Made	6	NSU	11-9-18
FG Att	7	NSU	11-9-18
3FG Made			
3FG Att			
FT Made	4	NSU	11-9-18
FT Att	7	NSU	11-9-18
Off. Reb.			
Def. Reb.	2	NSU	11-9-18
Rebounds	2	NSU	11-9-18*
Assists	3	NSU	11-9-18
Blocks			
Steals	2	NSU	11-9-18
Minutes	17	NSU	11-9-18

*Most Recent

2018-19 GAME-BY-GAME

Opponent	M	FG	3P	FT	REB	A	TO	B	S	PT
NSU	17	6	0	4	2	3	4	0	2	16
at UTA										
Arizona St.										
Tenn. State										
Pittsburgh										
Wisconsin										
ORU										
Iowa State										
Tenn. Tech										
ACU										
Prairie View										
Nebraska										
Tulsa										
Jackson St										
Miss State										
Ole Miss										
Missouri										
Vanderbilt										
Tennessee										
Alabama										
Florida										
Georgia										
S. Carolina										
LSU										
Auburn										
Kentucky										
Georgia										
Ole Miss										
Missouri										
Texas A&M										
SEC Tournament										

NOTES

- One of seven players in double figures in the season opener with 16 points versus Northwestern State.
- Redshirted the 2017-18 season due to NCAA transfer rules.
- Played in 21 games averaging 1.1 ppg, 0.6 rpg and 1.0 apg in 5.7 minutes per game at FSU.
- As a prep player, was ranked sixth among all guard in the ESPNW 2016 recruiting class and was No. 23 overall ... Five-star player who earned Atlanta Journal Constitution Player of the Year after her senior season.

CAREER STATISTICS

Year	GP-GS	Min	Avg	FG	Total FGA	Pct	3-Point FG	3-Point FGA	3-Point Pct	FT	F-Throw FTA	Pct	Off	Rebounds Def	Tot	Avg	PF	FO	Ast	TO	Blk	Stl	Pts	Avg
2015-16*	21-0	119	5.7	7	15	.467	0	0	.000	9	14	.643	2	10	12	0.6	24	1	22	15	0	13	23	1.1
2018-19**	1-0	17	17.0	6	7	.857	0	0	.000	4	7	.571	0	2	2	2.0	0	0	3	4	0	2	16	16.0
Totals	1-0	17	17.0	6	7	.857	0	0	.000	4	7	.571	0	2	2	2.0	0	0	3	4	0	2	16	16.0

*at Florida State | **Totals from Arkansas only

1 Raven Northcross Baker | Sr. | 5-9 | G | Malvern, Ark. (Malvern HS) | Chipola Junior College



SEASON HIGHS

Points			
FG Made			
FG Att			
3FG Made			
3FG Att			
FT Made			
FT Att			
Off. Reb.	1	NSU	11-9-18
Def. Reb.			
Rebounds	1	NSU	11-9-18
Assists	2	NSU	11-9-18
Blocks			
Steals	1	NSU	11-9-18
Minutes	16	NSU	11-9-18

CAREER HIGHS (AT ARKANSAS)

Points	22	UTA	12-17-17
FG Made	8	UTA	12-17-17
FG Att	13	Vanderbilt	2-28-18
3FG Made	6	UTA	12-17-17
3FG Att	12	Vanderbilt	2-28-18
FT Made	7	ACU	11-29-17
FT Att	8	ACU	11-29-17
Off. Reb.	3	Grambling	12-18-17
Def. Reb.	7	Tulsa	12-10-17
Rebounds	9	Tulsa	12-10-17
Assists	7	Vanderbilt	2-28-18
Blocks	1	at #9 SC	1-25-18*
Steals	3	UTA	12-17-17
Minutes	29	Florida	1-18-18

*Most Recent

2018-19 GAME-BY-GAME

Opponent	M	FG	3P	FT	REB	A	TO	B	S	PT
NSU	16	0	0	0	1	2	1	0	1	0
at UTA										
Arizona St.										
Tenn. State										
Pittsburgh										
Wisconsin										
ORU										
Iowa State										
Tenn. Tech										
ACU										
Prairie View										
Nebraska										
Tulsa										
Jackson St										
Miss State										
Ole Miss										
Missouri										
Vanderbilt										
Tennessee										
Alabama										
Florida										
Georgia										
S. Carolina										
LSU										
Auburn										
Kentucky										
Georgia										
Ole Miss										
Missouri										
Texas A&M										
SEC Tournament										

NOTES

- Three games in double figures as a junior.
- Ten games with two or more 3-point field goals.
- Arkansas Athletics Department Honor Roll (3.0-3.49 GPA) | Fall 2017.
- 17 points in exhibition (2017) including 12 points in the first quarter.
- Had her first 20+ point game as a Razorback with 22 points against UTA.

CAREER STATISTICS

Year	GP-GS	Min	Avg	FG	Total FGA	Pct	3-Point FG	3-Point FGA	3-Point Pct	FT	F-Throw FTA	Pct	Off	Rebounds Def	Tot	Avg	PF	FO	Ast	TO	Blk	Stl	Pts	Avg
2015-16*	26-14	69	2.7	97	229	.424	58	149	.389	21	33	.636	47	39	86	3.3	6	-	46	32	-	58	273	10.5
2016-17*	33-33	210	6.4	171	433	.395	77	247	.312	54	83	.651	74	77	151	4.6	9	-	77	44	3	56	473	14.3
Totals*	59-47	279	4.7	268	662	.405	135	396	.341	75	116	.647	121	116	237	4.0	15	-	123	76	3	114	746	12.6
2017-18	31-1	603	19.5	57	193	.295	37	137	.270	22	33	.667	32	50	82	2.6	47	1	50	28	4	18	173	5.6
2018-19	1-1	16	16.0	0	0	.000	0	0	.000	0	0	.000	1	0	1	1.0	2	0	2	1	0	1	0	0.0
TOTAL**	32-2	619	19.3	57	193	.295	37	137	.270	22	33	.667	33	50	83	2.6	49	1	52	29	4	19	173	5.4

*at Florida State | **Totals from Arkansas only.

2 Alexis Tolefree | Jr. | 5-8 | G | Conway, Ark. (Conway HS) | Jones County JC
**SEASON HIGHS**

Points	19	NSU	11-9-18
FG Made	5	NSU	11-9-18
FG Att	11	NSU	11-9-18
3FG Made	5	NSU	11-9-18
3FG Att	11	NSU	11-9-18
FT Made	4	NSU	11-9-18
FT Att	6	NSU	11-9-18
Off. Reb.			
Def. Reb.	3	NSU	11-9-18
Rebounds	3	NSU	11-9-18
Assists			
Blocks			
Steals	2		
Minutes	21	NSU	11-9-18

CAREER HIGHS

Points	19	NSU	11-9-18
FG Made	5	NSU	11-9-18
FG Att	11	NSU	11-9-18
3FG Made	5	NSU	11-9-18
3FG Att	11	NSU	11-9-18
FT Made	4	NSU	11-9-18
FT Att	6	NSU	11-9-18
Off. Reb.			
Def. Reb.	3	NSU	11-9-18
Rebounds	3	NSU	11-9-18
Assists			
Blocks			
Steals	2		
Minutes	21	NSU	11-9-18

*Most Recent

2018-19 GAME-BY-GAME

Opponent	M	FG	3P	FT	REB	A	TO	B	S	PT
NSU	21	5	5	4	3	0	3	0	2	19
at UTA										
Arizona St.										
Tenn. State										
Pittsburgh										
Wisconsin										
ORU										
Iowa State										
Tenn. Tech										
ACU										
Prairie View										
Nebraska										
Tulsa										
Jackson St										
Miss State										
Ole Miss										
Missouri										
Vanderbilt										
Tennessee										
Alabama										
Florida										
Georgia										
S. Carolina										
LSU										
Auburn										
Kentucky										
Georgia										
Ole Miss										
Missouri										
Texas A&M										
SEC Tournament										

NOTES

- Began Arkansas career with 19 points in season opening game win.
- Two-Time Junior College All American.
- Scored 50 points (16-26) vs. Copiah-Lincoln ... 42 points at Meridian (16-22) and 31 points vs. Copiah-Lincoln (8-22, 5-14, 10-10) in 2017-18 at Jones County.
- Ranked second in the MACJC and seventh nationally in scoring.
- Ranked third in the nation in 3-point field goals per game.
- Lead team to Region 23 Title- with 50 points vs. Copiah-Lincoln.

CAREER STATISTICS

Year	GP-GS	Min	Avg	FG	Total FGA	Pct	3-Point FG	3-Point FGA	3-Point Pct	F-Throw FT	F-Throw FTA	Pct	Off	Rebounds Def	Rebounds Tot	Avg	PF	FO	Ast	TO	Blk	Stl	Pts	Avg
2016-17*	NA																							
2017-18*	29-27	867	29.9	205	476	.431	104	286	.364	104	127	.819	19	73	92	3.2	64	0	75	58	13	58	618	21.3
2018-19**	1-1	21	21.0	5	11	.450	5	10	.500	4	6	.667	0	3	3	3.0	0	0	0	3	0	2	19	19.0
Totals	1-1	21	21.0	5	11	.455	5	10	.500	4	6	.667	0	3	3	3.0	0	0	0	3	0	2	19	19.0

*at Jones County JC | **Totals from Arkansas only

3 Malica Monk | Sr. | 5-5 | G | N. Little Rock, Ark. (N. Little Rock HS)
**SEASON HIGHS**

Points	12	NSU	11-9-18
FG Made	4	NSU	11-9-18
FG Att	5	NSU	11-9-18
3FG Made	2	NSU	11-9-18
3FG Att	3	NSU	11-9-18
FT Made	2	NSU	11-9-18
FT Att	4	NSU	11-9-18
Off. Reb.			
Def. Reb.			
Rebounds			
Assists	4	NSU	11-9-18
Blocks			
Steals	1	NSU	11-9-18
Minutes	22	NSU	11-9-18

CAREER HIGHS

Points	25	#11 Tennessee	2-8-18*
FG Made	9	#11 Tennessee	2-8-18*
FG Att	28	Florida	1-18-18
3FG Made	4	at Kentucky	2-15-18*
3FG Att	10	at Kentucky	2-15-18
FT Made	12	UTA	12-17-17
FT Att	12	UTA	12-17-17
Off. Reb.	3	Alabama	1-7-18*
Def. Reb.	8	Samford	11-12-17
Rebounds	9	Samford	11-12-17
Assists	10	Grambling	12-18-17
Blocks	3	LSU	1-8-17
Steals	6	Kentucky	2-16-17*
Minutes	40	at Vanderbilt	2-25-18*

*Most Recent

2018-19 GAME-BY-GAME

Opponent	M	FG	3P	FT	REB	A	TO	B	S	PT
NSU	22	4	2	2	0	4	3	0	1	12
at UTA										
Arizona St.										
Tenn. State										
Pittsburgh										
Wisconsin										
ORU										
Iowa State										
Tenn. Tech										
ACU										
Prairie View										
Nebraska										
Tulsa										
Jackson St										
Miss State										
Ole Miss										
Missouri										
Vanderbilt										
Tennessee										
Alabama										
Florida										
Georgia										
S. Carolina										
LSU										
Auburn										
Kentucky										
Georgia										
Ole Miss										
Missouri										
Texas A&M										
SEC Tournament										

NOTES

- Team's leading scorer from a year ago.
- Forty-four career games with double figure scoring including 27 as a junior and one as a senior.
- Eighteen career games with five or more assists.
- Arkansas Athletics Department Honor Roll (3.0-3.49 GPA) | Fall 2016, Fall 2017, Spring 2018.
- Malica Monk scored 494 points in 2017-18. Her single season best was 247 points set in 27 games in 2016-17.
- Has 830 career points ranking 33rd in program history.
- Will graduate in December with a degree in Sports & Recreation Management.

CAREER STATISTICS

Year	GP-GS	Min	Avg	FG	Total FGA	Pct	3-Point FG	3-Point FGA	3-Point Pct	F-Throw FT	F-Throw FTA	Pct	Off	Rebounds Def	Rebounds Tot	Avg	PF	FO	Ast	TO	Blk	Stl	Pts	Avg
2015-16	27-5	461	17.1	48	136	.353	2	10	.200	12	19	.632	6	23	29	1.1	60	2	47	44	5	23	110	4.1
2016-17	27-27	842	31.2	96	230	.417	7	25	.280	48	71	.676	29	52	81	3.0	79	2	83	59	7	62	247	9.1
2017-18	31-31	1061	34.2	171	488	.350	38	126	.302	114	146	.781	21	84	105	3.4	69	1	122	70	6	50	494	15.9
2018-19	1-1	22	22.0	4	5	.800	2	3	.667	2	4	.500	0	0	0	0.0	2	0	4	3	0	1	12	12.0
TOTAL	86-64	2386	27.7	319	859	.371	49	164	.299	176	240	.733	56	159	215	2.5	210	5	256	176	18	136	863	10.0

10 Kiara Williams | Jr. | 6-1 | F/C | Little Rock, Ark. (Little Rock Central HS)



SEASON HIGHS

Points	10	NSU	11-9-18
FG Made	5	NSU	11-9-18
FG Att	7	NSU	11-9-18
3FG Made			
3FG Att			
FT Made			
FT Att			
Off. Reb.	5	NSU	11-9-18
Def. Reb.	4	NSU	11-9-18
Rebounds	9	NSU	11-9-18
Assists	1	NSU	11-9-18
Blocks	1	NSU	11-9-18
Steals	1	NSU	11-9-18
Minutes	19	NSU	11-9-18

CAREER HIGHS

Points	25	Vanderbilt	2-28-18
FG Made	11	at Vanderbilt	2-28-18
FG Att	13	at Vanderbilt	2-28-18
3FG Made	1	#5 Miss. St.	1-4-18
3FG Att	1	#5 Miss. St.	1-4-18
FT Made	7	LSU	2-20-18
FT Att	11	Charlotte	12-6-17
Off. Reb.	8	Grambling	12-18-17*
Def. Reb.	11	at Kansas	12-3-17
Rebounds	16	Grambling	12-18-17*
Assists	2	at Tulsa	12-10-17
Blocks	4	Ole Miss	12-31-17*
Steals	4	Charlotte	12-6-17
Minutes	32	Vanderbilt	2-28-18

*Most Recent

2018-19 GAME-BY-GAME

Opponent	M	FG	3P	FT	REB	A	TO	B	S	PT
NSU	19	5	0	0	9	1	2	1	1	10
at UTA										
Arizona St.										
Tenn. State										
Pittsburgh										
Wisconsin										
ORU										
Iowa State										
Tenn. Tech										
ACU										
Prairie View										
Nebraska										
Tulsa										
Jackson St										
Miss State										
Ole Miss										
Missouri										
Vanderbilt										
Tennessee										
Alabama										
Florida										
Georgia										
S. Carolina										
LSU										
Auburn										
Kentucky										
Georgia										
Ole Miss										
Missouri										
Texas A&M										
SEC Tournament										

NOTES

- Team's leading rebounder from a year ago.
- Twelve games in double figure scoring and eight games with double digit rebounds as sophomore.
- Led Arkansas with a career-best 25 points in SEC Tournament win over Vanderbilt.
- Career-best 16 rebounds, including 11 defensive rebounds, twice (Kansas & Grambling).
- Double-Doubles: First career double-double with 11 points and 11 rebounds against New Mexico State ... Second career double-double with 12 points and tied her career-best with 16 rebounds versus Grambling State ... Third at Auburn with a career-best 15 points and 14 rebounds.
- Made her first career 3-point basket in the opening shot of the No. 5/3 Mississippi State game.

CAREER STATISTICS

Year	GP-GS	Min	Avg	FG	Total FGA	Pct	3-Point FG	3-Point FGA	Pct	F-Throw FT	F-Throw FTA	Pct	Off	Rebounds Def	Tot	Avg	PF	FO	Ast	TO	Blk	Stl	Pts	Avg
2016-17	20-5	227	11.4	26	48	.542	0	0	.000	10	26	.385	24	31	55	2.8	34	1	3	15	5	9	62	3.1
2017-18	31-30	602	19.4	105	201	.522	1	3	.333	43	75	.573	92	119	211	6.8	68	1	7	28	29	33	254	8.2
2018-19	1-1	19	19.0	5	7	.714	0	0	.000	0	0	.000	5	4	9	9.0	1	0	1	2	1	1	10	10.0
TOTAL	52-36	848	16.3	136	256	.531	1	3	.333	53	101	.525	121	154	275	5.3	103	2	11	45	35	43	326	6.3

13 Grace Spangler | So. | 5-10 | G | Fayetteville, Ark. (Fayetteville HS)



SEASON HIGHS

Points			
FG Made			
FG Att			
3FG Made			
3FG Att	1	NSU	11-9-18
FT Made			
FT Att			
Off. Reb.			
Def. Reb.			
Rebounds			
Assists			
Blocks			
Steals			
Minutes	5	NSU	11-9-18

CAREER HIGHS

Points	4	#5 Miss. St.	1-4-18
FG Made	2	#5 Miss. St.	1-4-18
FG Att	3	#5 Miss. St.	1-4-18
3FG Made	-		
3FG Att	2	ACU	11-29-17
FT Made	3	UTA	12-17-17
FT Att	4	#13 Missouri	2-12-18
Off. Reb.	1	#5 Miss. St.	1-4-18
Def. Reb.	1	at ASU	12-21-17*
Rebounds	1	#5 Miss. St.	1-4-18*
Assists	1	at Kentucky	2-15-18
Blocks	-		
Steals	1	at #9 SC	1-25-18
Minutes	9	at #9 SC	1-25-18

*Most Recent

2018-19 GAME-BY-GAME

Opponent	M	FG	3P	FT	REB	A	TO	B	S	PT
NSU	5	0	0	0	0	0	0	0	0	0
at UTA										
Arizona St.										
Tenn. State										
Pittsburgh										
Wisconsin										
ORU										
Iowa State										
Tenn. Tech										
ACU										
Prairie View										
Nebraska										
Tulsa										
Jackson St										
Miss State										
Ole Miss										
Missouri										
Vanderbilt										
Tennessee										
Alabama										
Florida										
Georgia										
S. Carolina										
LSU										
Auburn										
Kentucky										
Georgia										
Ole Miss										
Missouri										
Texas A&M										
SEC Tournament										

NOTES

- Arkansas Athletics Department Athletics Director's List (3.5-3.99 GPA) | Fall 2017, Spring 2018.
- Scored her first points as a Razorback going 3-for-3 from the line in a win over UTA
- Arkansas Bloodline: Father Shannon lettered as a linebacker (1989) and mother, Stacy, was a member of the Pom Squad at Arkansas

CAREER STATISTICS

Year	GP-GS	Min	Avg	FG	Total FGA	Pct	3-Point FG	3-Point FGA	Pct	F-Throw FT	F-Throw FTA	Pct	Off	Rebounds Def	Tot	Avg	PF	FO	Ast	TO	Blk	Stl	Pts	Avg
2017-18	17-0	67	3.9	2	16	.125	0	6	.000	4	10	.400	1	4	5	0.3	13	0	1	5	0	1	8	0.5
2018-19	1-0	5	5.0	0	1	.000	0	1	.000	0	0	.000	0	0	0	0.0	2	0	0	0	0	0	0	0.0
TOTAL	18-0	72	4.0	2	17	.118	0	7	.000	4	10	.400	1	4	5	0.3	15	0	1	5	0	1	8	0.4

14 Jailyn Mason | Jr. | 5-9 | G | Mason, Ohio (William Mason HS)
**SEASON HIGHS**

Points	4	NSU	11-9-18
FG Made	1	NSU	11-9-18
FG Att	3	NSU	11-9-18
3FG Made			
3FG Att	1	NSU	11-9-18
FT Made	2	NSU	11-9-18
FT Att	2	NSU	11-9-18
Off. Reb.			
Def. Reb.	4	NSU	11-9-18
Rebounds	4	NSU	11-9-18
Assists	4	NSU	11-9-18
Blocks	1	NSU	11-9-18
Steals			
Minutes	19	NSU	11-9-18

CAREER HIGHS

Points	19	ORU	12-21-16
FG Made	9	No. 11 Tenn.	2-8-18*
FG Att	21	No. 11 Tenn.	2-8-18
3FG Made	4	at Kentucky	2-15-18
3FG Att	8	at Kentucky	2-15-18
FT Made	4	#13 Missouri	2-12-18*
FT Att	4	#13 Missouri	2-12-18*
Off. Reb.	4	Texas Tech	12-3-16
Def. Reb.	7	Grambling	12-18-17*
Rebounds	9	Texas Tech	12-3-16
Assists	11	HBU	12-28-16
Blocks	3	SHSU	11-10-17
Steals	5	at Georgia	1-11-18
Minutes	40	Vanderbilt	2-28-18*

*Most Recent

2018-19 GAME-BY-GAME

Opponent	M	FG	3P	FT	REB	A	TO	B	S	PT
NSU	19	1	0	2	4	4	2	1	0	4
at UTA										
Arizona St.										
Tenn. State										
Pittsburgh										
Wisconsin										
ORU										
Iowa State										
Tenn. Tech										
ACU										
Prairie View										
Nebraska										
Tulsa										
Jackson St										
Miss State										
Ole Miss										
Missouri										
Vanderbilt										
Tennessee										
Alabama										
Florida										
Georgia										
S. Carolina										
LSU										
Auburn										
Kentucky										
Georgia										
Ole Miss										
Missouri										
Texas A&M										
SEC Tournament										

NOTES

- Started every game as a freshman and sophomore - 61 consecutive starts.
- Has a Jordan shoe collection and is interning with the Athletics Department photographer.
- Member of the SEC WBB Leadership Council.
- SEC All-Freshman Team | 2017
- Two-time SEC Freshman of the Week | 2016-17
- Season-best 18 points on the road at Kentucky. Went 7-for-14 with a career-best four 3-point field goals.
- She has 19 games in double figure scoring including a streak of five in a row twice as a sophomore and an eight-game streak that was snapped at Alabama.

CAREER STATISTICS

Year	GP-GS	Min	Avg	FG	Total FGA	Pct	3-Point FG	3-Point FGA	3-Point Pct	F-Throw FT	F-Throw FTA	Pct	Off	Rebounds Def	Rebounds Tot	Avg	PF	FO	Ast	TO	Blk	Stl	Pts	Avg
2016-17	30-30	894	29.8	100	256	.391	19	53	.358	7	11	.636	21	96	117	3.9	72	2	93	56	8	31	226	7.5
2017-18	31-31	1031	33.3	139	344	.404	47	130	.362	16	19	.842	17	111	128	4.1	56	1	92	67	14	34	341	11.0
2018-19	1-0	19	19.0	1	3	.333	0	1	.000	2	2	1.000	0	4	4	4.0	2	0	4	2	1	0	4	4.0
TOTAL	62-61	1944	31.4	240	603	.398	66	184	.359	25	32	.781	38	211	249	4.0	130	3	189	125	23	65	571	9.2

20 Sydney Stout | Jr. | 6-0 | F | Bixby, Okla. (Bixby HS)
**SEASON HIGHS**

Points			
FG Made			
FG Att			
3FG Made			
3FG Att			
FT Made			
FT Att			
Off. Reb.			
Def. Reb.			
Rebounds			
Assists			
Blocks			
Steals			
Minutes	4	NSU	11-9-18

CAREER HIGHS

Points	8	HBU	12-28-16
FG Made	3	HBU	12-28-16
FG Att	5	HBU	12-28-16
3FG Made	2	HBU	12-28-16
3FG Att	4	HBU	12-28-16
FT Made	2	Texas A&M	1-12-17
FT Att	4	Texas A&M	1-12-17
Off. Reb.	1	SHSU	11-10-17*
Def. Reb.	6	HBU	12-28-16
Rebounds	6	HBU	12-28-16
Assists	1	#13 Missouri	2-12-18*
Blocks	1	ULM	11-13-16
Steals	2	at S. Carolina	1-25-18
Minutes	15	HBU	12-28-16

*Most Recent

2018-19 GAME-BY-GAME

Opponent	M	FG	3P	FT	REB	A	TO	B	S	PT
NSU	4	0	0	0	0	0	0	0	0	0
at UTA										
Arizona St.										
Tenn. State										
Pittsburgh										
Wisconsin										
ORU										
Iowa State										
Tenn. Tech										
ACU										
Prairie View										
Nebraska										
Tulsa										
Jackson St										
Miss State										
Ole Miss										
Missouri										
Vanderbilt										
Tennessee										
Alabama										
Florida										
Georgia										
S. Carolina										
LSU										
Auburn										
Kentucky										
Georgia										
Ole Miss										
Missouri										
Texas A&M										
SEC Tournament										

NOTES

- Arkansas Athletics Department Honor Roll (3.0-3.49 GPA) | Fall 2016.
- Arkansas Athletics Depart. Academic Champion (4.0 GPA) | Spring 2017, Fall 2017, Spring 2018.
- SEC First Year Academic Honor Roll (2016-2017)
- Plans to graduate a year early with a degree in Marketing.

CAREER STATISTICS

Year	GP-GS	Min	Avg	FG	Total FGA	Pct	3-Point FG	3-Point FGA	3-Point Pct	F-Throw FT	F-Throw FTA	Pct	Off	Rebounds Def	Rebounds Tot	Avg	PF	FO	Ast	TO	Blk	Stl	Pts	Avg
2016-17	15-0	72	4.8	5	14	.357	4	12	.333	2	4	.500	2	9	11	0.7	15	0	1	2	1	0	16	1.1
2017-18	16-0	84	5.3	1	9	.111	1	6	.167	3	6	.500	4	6	10	0.6	4	0	3	3	0	3	6	0.4
2018-19	1-0	4	4.0	0	0	.000	0	0	.000	0	0	.000	0	0	0	0.0	1	0	0	0	0	0	0	0.0
TOTAL	32-0	160	5.0	6	23	.261	5	18	.278	5	10	.500	6	15	21	0.7	20	0	4	5	1	3	22	0.7

22 Bailey Zimmerman | Sr. | 6-0 | F | St. Vincent, Ark. (Wonderview HS)



SEASON HIGHS

Points	4	NSU	11-9-18
FG Made	1	NSU	11-9-18
FG Att	4	NSU	11-9-18
3FG Made	1	NSU	11-9-18
3FG Att	3	NSU	11-9-18
FT Made	1	NSU	11-9-18
FT Att	2	NSU	11-9-18
Off. Reb.			
Def. Reb.	4	NSU	11-9-18
Rebounds	4	NSU	11-9-18
Assists	1	NSU	11-9-18
Blocks	1	NSU	11-9-18
Steals			
Minutes	17	NSU	11-9-18

CAREER HIGHS

Points	14	#13 Missouri	2-12-18*
FG Made	4	at Kentucky	2-15-18*
FG Att	11	#11 Tennessee	2-8-18*
3FG Made	3	at Kentucky	2-15-18*
3FG Att	8	at Auburn	1-14-18
FT Made	4	at Auburn	1-14-18*
FT Att	6	at Auburn	1-14-18*
Off. Reb.	5	at Auburn	1-14-18
Def. Reb.	6	Alabama	1-15-17
Rebounds	8	at Auburn	1-14-18
Assists	3	at Kentucky	2-15-18*
Blocks	3	Nebraska	11-16-17*
Steals	2	Kentucky	1-29-18*
Minutes	40	#11 Tennessee	2-8-18

*Most Recent

2018-19 GAME-BY-GAME

Opponent	M	FG	3P	FT	REB	A	TO	B	S	PT
NSU	17	1	1	1	4	1	0	1	0	4
at UTA										
Arizona St.										
Tenn. State										
Pittsburgh										
Wisconsin										
ORU										
Iowa State										
Tenn. Tech										
ACU										
Prairie View										
Nebraska										
Tulsa										
Jackson St										
Miss State										
Ole Miss										
Missouri										
Vanderbilt										
Tennessee										
Alabama										
Florida										
Georgia										
S. Carolina										
LSU										
Auburn										
Kentucky										
Georgia										
Ole Miss										
Missouri										
Texas A&M										
SEC Tournament										

NOTES

- SEC Academic Honor Roll | 2016-17, 2017-18.
- Arkansas Athletics Department Academic Champion (4.0 GPA) | Spring 2017.
- Arkansas Athletics Director's List (3.5-3.99 GPA) | Fall 2015, Fall 2016, Fall 2017.
- Arkansas Athletics Department Honor Roll (3.0-3.49 GPA) | Fall 2017, Spring 2018.
- Started 31 consecutive games this year and 32 in a row dating back to 2016-2017 season.
- Career-bests for points with 14 against No. 13 Missouri.
- Plans to graduate in December with a degree in Apparel Merchandising.

CAREER STATISTICS

Year	GP-GS	Min	Avg	FG	Total FGA	Pct	3-Point FG	3-Point FGA	3-Point Pct	F-Throw FT	F-Throw FTA	Pct	Off	Rebounds Def	Rebounds Tot	Avg	PF	FO	Ast	TO	Blk	Stl	Pts	Avg
2015-16	20-1	174	8.7	6	48	.125	4	33	.121	7	12	.583	12	9	21	1.1	9	0	4	15	2	4	23	1.2
2016-17	30-23	627	20.9	45	144	.313	24	84	.286	20	39	.513	35	80	115	3.8	46	0	28	37	10	19	134	4.5
2017-18	31-31	744	24.0	42	161	.261	18	87	.207	28	46	.609	49	49	98	3.2	55	1	37	35	12	12	130	4.2
2018-19	1-0	17	17.0	1	4	.250	1	3	.333	1	2	.500	0	4	4	4.0	0	0	1	0	1	0	4	4.0
TOTAL	82-55	1562	19.0	94	357	.263	47	207	.227	56	99	.566	96	142	238	2.9	110	1	70	87	25	35	291	3.5

24 Taylah Thomas | So. | 6-1 | F | Arlington, Texas (Mansfield Timberview HS)



SEASON HIGHS

Points	11	NSU	11-9-18
FG Made	4	NSU	11-9-18
FG Att	7	NSU	11-9-18
3FG Made			
3FG Att			
FT Made	3	NSU	11-9-18
FT Att	6	NSU	11-9-18
Off. Reb.	5	NSU	11-9-18
Def. Reb.	4	NSU	11-9-18
Rebounds	9	NSU	11-9-18
Assists			
Blocks			
Steals	3	NSU	11-9-18
Minutes	17		

CAREER HIGHS

Points	13	Samford	11-12-17
FG Made	5	Samford	11-12-17
FG Att	9	at Georgia	1-11-18
3FG Made	1	Ole Miss	12-31-17*
3FG Att	1	at #9 SC	1-25-18*
FT Made	3	NSU	11-9-18*
FT Att	6	NSU	11-9-18*
Off. Reb.	6	Nebraska	11-16-17
Def. Reb.	7	ORU	11-20-17
Rebounds	11	Nebraska	11-16-17
Assists	2	at #11 Missouri	1-21-18
Blocks	2	Nebraska	11-16-17
Steals	3	NSU	11-9-18
Minutes	29	at Georgia	1-11-18

*Most Recent

2018-19 GAME-BY-GAME

Opponent	M	FG	3P	FT	REB	A	TO	B	S	PT
NSU	17	4	0	3	9	0	0	0	3	11
at UTA										
Arizona St.										
Tenn. State										
Pittsburgh										
Wisconsin										
ORU										
Iowa State										
Tenn. Tech										
ACU										
Prairie View										
Nebraska										
Tulsa										
Jackson St										
Miss State										
Ole Miss										
Missouri										
Vanderbilt										
Tennessee										
Alabama										
Florida										
Georgia										
S. Carolina										
LSU										
Auburn										
Kentucky										
Georgia										
Ole Miss										
Missouri										
Texas A&M										
SEC Tournament										

NOTES

- Scored 22 points in three games in Italy in August.
- Arkansas Athletics Department Athletic Director's List (3.5-3.99 GPA) | Fall 2017, Spring 2018.
- Considered one of the top power forwards out of Texas.
- Played in every game as a freshman.
- Scored in double figures once with a season-best 13 points and five made field goals in a win over Samford (Nov. 12).
- Had a season-best 11 rebounds on the road at Nebraska (Nov. 16).
- Played 20 or more minutes in 12 games with a season-best 29 minutes at Georgia (Jan. 11).

CAREER STATISTICS

Year	GP-GS	Min	Avg	FG	Total FGA	Pct	3-Point FG	3-Point FGA	3-Point Pct	F-Throw FT	F-Throw FTA	Pct	Off	Rebounds Def	Rebounds Tot	Avg	PF	FO	Ast	TO	Blk	Stl	Pts	Avg
2017-18	31-2	527	17.0	44	100	.440	3	10	.300	25	42	.595	55	89	144	4.6	58	1	5	25	6	8	116	3.7
2018-19	1-0	17	17.0	4	7	.571	0	0	.000	3	6	.500	5	4	9	9.0	0	0	0	0	0	3	11	11.0
TOTAL	32-2	544	17.0	48	107	.449	3	10	.300	28	48	.583	60	93	153	4.8	58	1	5	25	6	11	127	4.0

30 Macy Weaver | So. | 6-3 | F | Davis Junction, Ill. (Stillman Valley HS)

SEASON HIGHS

Points
FG Made
FG Att.
3FG Made
3FG Att.
FT Made
FT Att.
Off. Reb.
Def. Reb.
Rebounds
Assists
Blocks
Steals
Minutes

CAREER HIGHS

Points 7 #9/7 SC 1-25-18
FG Made 3 #9/7 SC 1-25-18
FG Att. 4 #9/7 SC 1-25-18
3FG Made -
3FG Att. -
FT Made 3 #13 Missouri 2-12-18
FT Att. 6 #13 Missouri 2-12-18
Off. Reb. 2 at Kentucky 2-15-18*
Def. Reb. 4 UTA 12-17-17
Rebounds 5 UTA 12-17-17
Assists 1 UTEP 11-24-17
Blocks 4 UTEP 11-24-17
Steals 2 #15 Texas A&M 3-1-18
Minutes 19 UTEP 11-24-17
*Most Recent

2018-19 GAME-BY-GAME

Opponent	M	FG	3P	FT	REB	A	TO	B	S	PT
NSU	4	0	0	0	0	0	0	0	0	0
at UTA										
Arizona St.										
Tenn. State										
Pittsburgh										
Wisconsin										
ORU										
Iowa State										
Tenn. Tech										
ACU										
Prairie View										
Nebraska										
Tulsa										
Jackson St										
Miss State										
Ole Miss										
Missouri										
Vanderbilt										
Tennessee										
Alabama										
Florida										
Georgia										
S. Carolina										
LSU										
Auburn										
Kentucky										
Georgia										
Ole Miss										
Missouri										
Texas A&M										
SEC Tournament										

NOTES

- Played in 20 games as a freshman
- Arkansas Athletics Department Athletic Director's List (3.5-3.99 GPA) | Fall 2017, Spring 2018.
- Played 19 minutes with four blocks and solid defense at UTEP.
- Career High seven points in 11 minutes vs South Carolina.

CAREER STATISTICS

Year	GP-GS	Min	Avg	FG	Total FGA	Pct	3-Point FG	3-Point FGA	3-Point Pct	FT	F-Throw FTA	Pct	Off	Rebounds Def	Rebounds Tot	Avg	PF	FO	Ast	TO	Blk	Stl	Pts	Avg
2017-18	20-0	144	7.2	8	20	.400	0	0	.000	11	24	.458	16	18	34	1.7	28	0	1	5	10	3	27	1.4
2018-19	1-0	4	4.0	0	0	.000	0	0	.000	0	0	.000	0	0	0	0.0	1	0	0	0	0	0	0	0.0
TOTAL	21-0	148	7.0	8	20	.400	0	0	.000	11	24	.458	16	18	34	1.6	29	0	1	5	10	3	27	1.3

33 Chelsea Dungee | R-So. | 5-11 | G | Sapulpa, Okla. (Sapulpa HS) | University of Oklahoma

SEASON HIGHS

Points 11 NSU 11-9-18
FG Made 4 NSU 11-9-18
FG Att. 8 NSU 11-9-18
3FG Made 2 NSU 11-9-18
3FG Att. 3 NSU 11-9-18
FT Made 1 NSU 11-9-18
FT Att. 3 NSU 11-9-18
Off. Reb. 1 NSU 11-9-18
Def. Reb. 2 NSU 11-9-18
Rebounds 3 NSU 11-9-18
Assists 3 NSU 11-9-18
Blocks
Steals
Minutes 22

CAREER HIGHS #

Points 18 at Texas Tech 2-11-17
FG Made 7 at Texas Tech 2-11-17
FG Att. 16 at Texas Tech 2-11-17
3FG Made 3 at Texas Tech 2-11-17
3FG Att. 7 at Texas Tech 2-11-17
FT Made 10 at Texas 1-17-17
FT Att. 10 at Texas 1-17-17
Off. Reb. 3 at Texas 1-17-17
Def. Reb. 7 Texas 2-18-17*
Rebounds 9 at Texas Tech 2-11-17
Assists 5 at Texas 1-17-17
Blocks 2 at Iowa State 1-11-17
Steals 3 at Texas Tech 2-11-17
Minutes 39 vs. W. Virginia 2-7-17
*Most Recent | #at OU

2018-19 GAME-BY-GAME

Opponent	M	FG	3P	FT	REB	A	TO	B	S	PT
NSU	22	4	2	1	3	3	1	0	0	22
at UTA										
Arizona St.										
Tenn. State										
Pittsburgh										
Wisconsin										
ORU										
Iowa State										
Tenn. Tech										
ACU										
Prairie View										
Nebraska										
Tulsa										
Jackson St										
Miss State										
Ole Miss										
Missouri										
Vanderbilt										
Tennessee										
Alabama										
Florida										
Georgia										
S. Carolina										
LSU										
Auburn										
Kentucky										
Georgia										
Ole Miss										
Missouri										
Texas A&M										
SEC Tournament										

NOTES

- Redshirted the 2017-18 season at Arkansas.
- Arkansas Athletics Department Honor Roll (3.0-3.49 GPA) | Fall 2017.
- Won a gold medal with USA Basketball.
- All Big 12 freshman team in 2017.
- Oklahoma Gatorade Player of the Year in 2014.
- Won a gold medal with USA basketball.
- At Oklahoma- Big 12 freshman of the year.

CAREER STATISTICS

Year	GP-GS	Min	Avg	FG	Total FGA	Pct	3-Point FG	3-Point FGA	3-Point Pct	FT	F-Throw FTA	Pct	Off	Rebounds Def	Rebounds Tot	Avg	PF	FO	Ast	TO	Blk	Stl	Pts	Avg
2016-17*	33-18	695	21.1	81	214	.379	22	65	.338	60	74	.811	18	66	84	2.5	62	0	26	51	5	19	244	7.4
2017-18	Redshirt																							
2018-19	1-1	22	22.0	4	8	.500	2	3	.667	1	3	.333	1	2	3	3.0	2	0	3	1	0	0	11	11.0
TOTAL**	1-1	22	22.0	4	8	.500	2	3	.667	1	3	.333	1	2	3	3.0	2	0	3	1	0	0	11	11.0

*at Oklahoma | **at Arkansas only

52 Rokia Doumbia | Fr. | 5-9 | G | Mali, Africa | Bradenton, Fla. (IMG Academy)



SEASON HIGHS

Points	11	NSU	11-9-18
FG Made	4	NSU	11-9-18
FG Att	6	NSU	11-9-18
3FG Made	1	NSU	11-9-18
3FG Att	2	NSU	11-9-18
FT Made	2	NSU	11-9-18
FT Att	3	NSU	11-9-18
Off. Reb.			
Def. Reb.	1	NSU	11-9-18
Rebounds	1	NSU	11-9-18
Assists			
Blocks			
Steals	1	NSU	11-9-18
Minutes	17	NSU	11-9-18

CAREER HIGHS

Points	11	NSU	11-9-18
FG Made	4	NSU	11-9-18
FG Att	6	NSU	11-9-18
3FG Made	1	NSU	11-9-18
3FG Att	2	NSU	11-9-18
FT Made	2	NSU	11-9-18
FT Att	3	NSU	11-9-18
Off. Reb.			
Def. Reb.	1	NSU	11-9-18
Rebounds	1	NSU	11-9-18
Assists			
Blocks			
Steals	1	NSU	11-9-18
Minutes	17	NSU	11-9-18

*Most Recent

2018-19 GAME-BY-GAME

Opponent	M	FG	3P	FT	REB	A	TO	B	S	PT
NSU	17	4	1	2	1	0	0	0	1	11
at UTA										
Arizona St.										
Tenn. State										
Pittsburgh										
Wisconsin										
ORU										
Iowa State										
Tenn. Tech										
ACU										
Prairie View										
Nebraska										
Tulsa										
Jackson St										
Miss State										
Ole Miss										
Missouri										
Vanderbilt										
Tennessee										
Alabama										
Florida										
Georgia										
S. Carolina										
LSU										
Auburn										
Kentucky										
Georgia										
Ole Miss										
Missouri										
Texas A&M										
SEC Tournament										

NOTES

- Speaks three languages: French, English, Bambara.
- Left-handed.
- Originally from Mali, Africa, and attended high school at IMG Academy in Bradenton, Florida
- Four-star recruit and was a member of the U16 Mali (Africa) National Team in 2016 and 2017.
- Was the MVP of the FIBA U16 Africa Championship in 2015.

CAREER STATISTICS

Year	GP-GS	Min	Avg	FG	Total FGA	Pct	3-Point FG	3-Point FGA	3-Point Pct	FT	F-Throw FTA	Pct	Off	Rebounds Def	Rebounds Tot	Avg	PF	FO	Ast	TO	Blk	Stl	Pts	Avg
2018-19	1-0	17	17.0	4	6	.667	1	2	.500	2	3	.667	0	1	1	1.0	2	0	0	0	0	1	11	11.0
TOTAL	1-0	17	17.0	4	6	.667	1	2	.500	2	3	.667	0	1	1	1.0	2	0	0	0	0	1	11	11.0

ARKANSAS SUPPORT STAFF



Amber Shirey
Director of Operations



C'eira Ricketts
Director of Student-Athlete Development



Jeff Brazil
Director of Video and Scouting



Natalie Trotter
Athletic Trainer



Todd Barbour
Strength and Conditioning Coach



Marissa Byler
Administrative Assistant



Jalen Powell
Graduate Assistant



Heather Corral
Graduate Assistant



Delaney Osborn
Manager

2018-19 @RAZORBACKWBB



A'Tyanna Gaulden

So | 5-7 | G
Ocilla, Georgia



Raven Northcross-Baker

Sr | 5-9 | G
Malvern, Arkansas



Alexis Tolefree

Jr | 5-8 | G
Conway, Arkansas



Malica Monk

Sr | 5-5 | G
North Little Rock, Arkansas



Kiara Williams

Jr | 6-1 | C
Little Rock, Arkansas



Grayce Spangler

So | 5-11 | G
Fayetteville, Arkansas




Jailyn Mason

Jr | 5-9 | G
Mason, Ohio




Sydney Stout

Jr | 6-0 | F
Bixby, Oklahoma



Bailey Zimmerman

Sr | 6-0 | F
St. Vincent, Arkansas



Amber Ramirez

Jr | 5-9 | G
San Antonio, Texas



Taylah Thomas

So | 6-1 | C
Arlington, Texas



Macy Weaver

So | 6-3 | C
Davis Junction, Illinois



Chelsea Dungee

So | 5-11 | G
Sapulpa, Oklahoma



Rokia Dombia

Fr | 5-7 | G
Bradenton, Florida/Mali, Africa



Mike Neighbors

Head Coach
Second Season



Todd Schaefer

Assistant Coach
Second Season



Lacey Goldwire

Assistant Coach
Second Season



Pauline Love

Assistant Coach
Second Season



Official Basketball Box Score - Game Totals - Final Statistics
Northwestern State vs AR
 11/09/18 10:30am at Fayetteville, AR Bud Walton Arena



Northwestern State 53 • 0-1

#	Player	Total		3-Ptr		Rebounds			PF	TP	A	TO	Blk	Stl	Min
		FG-FGA	FG-FGA	FT-FTA	Off Def Tot	PF	TP	A							
15	JOHNSON, JASMYN	f	2-6	2-5	0-0	3	2	5	4	6	3	1	0	5	25
22	GILLIAM, LIBBA	f	6-14	1-5	0-0	1	3	4	0	13	3	3	0	0	27
23	SCOTT, JOCELYN	f	0-6	0-0	1-2	7	5	12	2	1	0	3	0	2	20
00	GRANT, NAUTICA	f	5-8	3-5	1-2	0	2	2	3	14	2	2	0	0	33
05	THOMAS, SAMI	g	2-7	1-2	2-2	0	2	2	3	7	3	1	0	1	22
03	FREEMAN, JADA	g	1-6	0-2	0-0	0	2	2	2	2	2	5	1	1	24
04	SAVAGE, LACEE		0-2	0-0	2-2	1	0	1	0	2	0	2	0	0	6
13	MILLER, VICTORIA		0-1	0-0	0-0	0	0	0	2	0	1	0	0	0	7
20	BARNES, LEAH		1-1	0-0	0-0	0	0	0	3	2	0	2	0	0	9
24	BONNER, KIRA		2-4	1-1	0-0	1	1	2	4	5	0	2	0	1	10
32	NERO, RAVON		0-2	0-0	1-4	0	0	0	4	1	0	8	0	0	17
Team					1	3	4				1				
Totals			19-57	8-21	7-12	14	20	34	27	53	14	30	1	10	200
1st - FG %: 6-14 42.9% 2nd: 3-10 30.0% 3rd: 3-16 18.8% 4th: 7-17 41.2% Game: 19-57 33.3% Deadball															
3FG %: 2-4 50.0% 2nd: 2-5 40.0% 1-5 20.0% 3-7 42.9% 6-21 28.1% Rebounds															
FT %: 0-0 0.0% 5-6 83.3% 2-4 50.0% 0-2 0.0% 7-12 58.3% 2															

AR 98 • 1-0

#	Player	Total		3-Ptr		Rebounds			PF	TP	A	TO	Blk	Stl	Min
		FG-FGA	FG-FGA	FT-FTA	Off Def Tot	PF	TP	A							
10	WILLIAMS, Kiara	c	5-7	0-0	0-0	5	4	9	1	10	1	2	1	1	19
01	NORTHCROSS-BAKER,	g	0-0	0-0	0-0	1	0	1	2	0	2	1	0	1	16
02	TOLEFREE, Alexis	g	5-11	5-10	4-6	0	3	3	0	19	0	3	0	2	21
03	MONK, Malica	g	4-5	2-3	2-4	0	0	0	2	12	4	3	0	1	22
33	DUNGEE, Chelsea	g	4-8	2-3	1-3	1	2	3	2	11	3	1	0	0	22
00	GAULDEN, A'Tyanna		6-7	0-0	4-7	0	2	2	0	16	3	4	0	2	17
13	SPANGLER, Grayce		0-1	0-1	0-0	0	0	0	2	0	0	0	0	0	5
14	MASON, Jailyn		1-3	0-1	2-2	0	4	4	2	4	4	2	1	0	19
20	STOUT, Sydney		0-0	0-0	0-0	0	0	0	1	0	0	0	0	0	4
22	ZIMMERMAN, Bailey		1-4	1-3	1-2	0	4	4	0	4	1	0	1	0	17
24	THOMAS, Taylah		4-7	0-0	3-6	5	4	9	0	11	0	0	0	3	17
30	WEAVER, Macy		0-0	0-0	0-0	0	0	0	1	0	0	0	0	0	4
52	DOUMBIA, Rokia		4-6	1-2	2-3	0	1	1	2	11	0	0	0	1	17
Team					0	2	2								
Totals			34-59	11-23	19-33	12	26	38	15	98	18	16	3	11	200
1st - FG %: 11-19 57.9% 2nd: 9-13 69.2% 3rd: 6-13 46.2% 4th: 8-14 57.1% Game: 34-59 57.6% Deadball															
3FG %: 3-6 50.0% 4-6 66.7% 1-5 20.0% 3-6 50.0% 11-23 47.8% Rebounds															
FT %: 3-6 50.0% 6-12 50.0% 7-9 77.8% 3-6 50.0% 19-33 57.6% 7,1															

Officials: Scott Yarbrough, Jennifer Rezac, Meadow Overstreet

Technical fouls: Northwestern State-None. AR-None.

Attendance: 5497

Elementary Day

Scanned Tickets: 4,889

Score by periods	1st	2nd	3rd	4th	Total
Northwestern State	14	13	9	17	53
AR	28	28	20	22	98