



ARKANSAS RAZORBACKS

GAME 1 • Nov. 9, 2018 • 6 pm (CT)/5 pm (MT) • ESPN Armed Forces Classic • El Paso, Texas / Fort Bliss • ESPN

• GAME INFORMATION •

TV: ESPN
Dave Flemming, Jay Williams and Seth Greenberg

RADIO: Razorback/IMG Sports Network
Chuck Barrett and Matt Zimmerman

SATELLITE: Arkansas (XM 389) | National (XM & Sirius 80)

ESPN RADIO: Kevin Winter and Bob Valvano

LIVE STATS: <http://ArmedForces.Statbroadcast.comast.com>

• THE MATCHUP •

ARKANSAS RAZORBACKS

Overall: 0-0 0-0 SEC
Head Coach: Mike Anderson (Tulsa '82)
At Arkansas: 151-86 (8th Yr) • Overall: 351-184 (17th Yr)



TEXAS LONGHORNS

Overall: 1-0 0-0 BIG 12
Head Coach: Shaka Smart (Kenyon '99)
At Texas: 51-50 (4th Yr) • Overall: 232-106 (10th Yr)



TEXAS SERIES AND OPENERS:

- Arkansas leads 87-67
- At Neutral Sites: Ark leads 14-3
- 1st Meeting: Ark Lost (A); 30-26 • 1924
- Last Time: Ark Won (N); 77-74 • 12/17/16
- Last 5 | 10: Ark trails 2-3 | Ark leads 6-4
- Best W Streak: Ark, 12 (Feb.'55-12/30/59)

LAST TIME THEY MET:

Arkansas 77
Texas 74
Dec. 17, 2016 • Houston, Texas

Arkansas rallied from a 35-30 halftime deficit to knock off Texas 77-74 in the Lone Star Shootout at Houston's Toyota Center.

The Razorbacks were led by Daryl Macon, who was a perfect 14-of-14 from the free throw line and finished the afternoon with a game-high 23 points. Dusty Hannahs added 15 points off the bench for the Razorbacks, hitting 3-of-6 from beyond the arc.

Arkansas converted 29-of-31 (.935) from the free throw line, including 18-of-19 in the second half, while Texas hit 19-of-32 (.594) from the stripe.

Arkansas registered a 30-4 advantage in bench scoring.

MOST RECENT MEETINGS

1979-80	W	55-50	A
	W	60-59	H
	W	64-62	N (San Antonio)
1980-81	L	62-60	H
	W	54-48	A
	L	76-73	N (LR)
1981-82	L	87-73	A
	W	62-55 (OT)	H
1982-83	W	83-64	H
	W	84-67	A
1983-84	W	70-66	A
	W	59-41	H
1984-85	W	64-58	H
	W	60-51	A
	W	66-46	N (Dallas)
1985-86	L	59-55	A
	L	61-57	H
1986-87	W	79-62	H
	L	78-73	A
1987-88	W	91-62	H
	L	79-72	A
1988-89	W	99-92	A
	W	105-82	H
	W	100-76	N (Dallas)
1989-90	W	109-100	H
	W	88-85	N (Dallas)
	W	103-96 (OT)	A
1990-91	W	101-89	H
	L	99-86	A
	W	120-89	N (Dallas)
2006-07	L	80-76	A
2008-09	W	67-61	H
2009-10	L	96-85	H
2010-11	L	79-46	A
2016-17	W	77-74	N (Houston)

2018-19 SCHEDULE/RESULTS

(all times Central)

OVERALL: 0-0 Home: 0-0 Road: 0-0 Neutral: 0-0
SEC: 0-0 Home: 0-0 Road: 0-0

NOVEMBER

9 Fri.	vs. Texas #	El Paso, Texas	ESPN	6:00 pm
12 Mon.	UC Davis +	Bud Walton Arena	SEC+	7:00 pm
18 Sun.	Indiana +	Bud Walton Arena	ESPN	2:30 pm
21 Wed.	Montana State +	Bud Walton Arena	SEC+	7:00 pm
23 Fri.	UT Arlington +	Bud Walton Arena	SEC+	7:00 pm

DECEMBER

1 Sat.	FIU	Bud Walton Arena	SEC+	7:00 pm
5 Wed.	at Colorado State	Fort Collins, Colo.	CBS Sport Net	9:00 pm
8 Sat.	Western Kentucky	Bud Walton Arena	SEC	2:30 pm
15 Sat.	vs. UTSA !	North Little Rock	-	7:00 pm
19 Wed.	Georgia Tech	Bud Walton Arena	SEC	8:00 pm
22 Sat.	Texas State	Bud Walton Arena	SEC	1:00 pm
28 Fri.	Austin Peay	Bud Walton Arena	SEC+	7:00 pm

JANUARY

5 Sat.	at Texas A&M *	College Station, Texas	SEC	5:00 pm
9 Wed.	Florida *	Bud Walton Arena	SEC	7:30 pm
12 Sat.	LSU *	Bud Walton Arena	SEC	5:00 pm
15 Tues.	at Tennessee *	Knoxville, Tenn.	ESPN/ESPN2/ESPNU/SEC	6:00 pm
19 Sat.	at Ole Miss *	Oxford, Miss.	SEC	Noon
23 Wed.	Missouri *	Bud Walton Arena	SEC	8:00 pm
26 Sat.	at Texas Tech %	Lubbock, Texas	ESPN/ESPN2	5:00 pm
29 Tues.	Georgia *	Bud Walton Arena	ESPNU	6:00 pm

FEBRUARY

2 Sat.	at LSU *	Baton Rouge, La.	SEC	5:00 pm
5 Tues.	Vanderbilt *	Bud Walton Arena	SEC	8:00 pm
9 Sat.	at South Carolina *	Columbia, S.C.	SEC	2:30 pm
12 Tues.	at Missouri *	Columbia, Mo.	ESPN/ESPN2/ESPNU	8:00 pm
16 Sat.	Mississippi State *	Bud Walton Arena	SEC	7:30 pm
20 Wed.	at Auburn *	Auburn, Ala.	SEC	7:30 pm
23 Sat.	Texas A&M *	Bud Walton Arena	SEC	7:30 pm
26 Tues.	at Kentucky *	Lexington, Ky.	ESPN/ESPN2/SEC	8:00 pm

MARCH

2 Sat.	Ole Miss *	Bud Walton Arena	SEC	Noon
6 Wed.	at Vanderbilt *	Nashville, Tenn.	SEC	7:30 pm
9 Sat.	Alabama *	Bud Walton Arena	SEC	5:00 pm
13-17	SEC Tournament ^	Nashville, Tenn.	SEC/ESPN	TBD
20-23	NCAA 1st-2nd Rds	TBD	TBD	TBD
27-31	NCAA Regionals	TBD	TBD	TBD

APRIL

6 & 8	NCAA Final Four	Minneapolis, Minn.	CBS	TBD
-------	-----------------	--------------------	-----	-----

BOLD - Home Game
- ESPN Armed Forces Classic (Fort Bliss)
! - Verizon Arena
^ - Bridgestone Arena

* - SEC Game
+ - Hardwood Showcase
% - Big 12/SEC Challenge
\$ - U.S. Bank Stadium

For Openers

- Arkansas opens its **96th season of basketball** in 2018-19 and the eighth under head coach Mike Anderson. The Razorbacks all-time record is **1,670-939 (.640)**.
- Arkansas is 77-18 all-time in season openers, has won 23 consecutive season openers and has opened the year in the win column in 45 of the last 47 seasons.
- Mike Anderson coached teams have never lost a season opener, going 16-0 with an average margin of victory of 17.8 points.

25th Anniversary of National Championship

- The 2018-19 season is the 25th anniversary of Arkansas defeating Duke, 76-72 in Charlotte, for the 1994 NCAA National Championship. The Razorbacks defeated Arizona, 91-82, in the Final Four.
- The 1993-94 season for the Razorbacks was:
 - 1 of 33 NCAA berths (32 appearances).
 - 1 of 6 NCAA Final Four appearances.
 - 1 of 2 NCAA Championship appearances as Arkansas returned to the national championship game the following year (1995) as well.
- The 1993-94 Razorbacks were led by Hall of Fame coach Nolan Richardson and current Head Hog Mike Anderson was an assistant on that staff.
 - Arkansas was ranked #1 nine weeks during that season, was ranked among the top 6 all season, finished with a 31-1 record and was SEC regular-season champion.
 - Current Razorback assistant coach Scotty Thurman, who scored 15 points, not only hit critical 3-pointer late in the game as the shot clock expired to break a 70-70 tie. He also hit a 3-pointer late in the first half to give Arkansas a 34-33 lead at the break.
 - Corliss Williamson had a game-high 23 points.
 - Corey Beck had a double-double (15 pts - 10 rebs).

Great Rivalry Renewed Versus Texas

- Arkansas-Texas is one of the great rivalries in college sports.
- The Razorbacks own an 87-67 advantage in the series, which dates back Arkansas' final two games of its first season of basketball (1923-24). Both games were played in Fayetteville. The Longhorns won the first game, 30-26, and the Razorbacks closed the season with a 32-21 win.
- Arkansas is 14-3 versus Texas in games played on neutral courts, including wins in each of the last five - all of which were played in Texas.
- Even though the teams have only played five times since 2000, this 155th all-time meeting will make the Longhorns Arkansas' second-most common opponent. (With Texas A&M joining the SEC, the Aggies are the Razorbacks most common opponent with 157 games played in that series.)

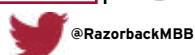
When Arkansas Opens Season at Neutral Site

- Arkansas is 9-1 in its previous 10 season openers at neutral sites.
 - 1976-77 Won vs Air Force (Little Rock)
 - 1980-81 Won vs Missouri (Great Alaska Shootout)
 - 1983-84 Won vs Fordham (Great Alaska Shootout)
 - 1985-86 Won vs Southern Illinois (Little Rock)
 - 1986-87 Won vs Grambling (Pine Bluff)
 - 1987-88 Won vs Chicago State (Pine Bluff)

COMPARING THE TEAMS (2017-18 FINAL STATS)

	80.5	.474	.396	.681	34.5	14.3	4.7	6.2	75.6	.430	-1.6	1.31
	OFF PPG	OFF FG%	OFF 3PT%	OFF FT%	OFF RPG	ASSTS PER GM	BLKS PER GM	STEALS PER GM	OPP PPG	OPP FG%	REB MARGIN	ASST-TO RATIO
	72.1	.439	.320	.665	36.0	11.6	4.9	6.1	68.8	.425	+0.1	0.99

#FASTEST40



@RazorbackMBB



/RazorbackMBB



@RazorbackMBB



MIKE ANDERSON

HEAD COACH • TULSA '82

CAREER NUMBERS

At Arkansas: 151-86 (8 Years)

2018-19	»	0-0
2017-18	»	23-12 (NCAA First Round)
2016-17	»	26-10 (NCAA Second Round)
2015-16	»	16-16
2014-15	»	27-9 (NCAA Third Round)
2013-14	»	22-12 (NIT Second Round)
2012-13	»	19-13
2011-12	»	18-14

At Missouri: 111-57 (5 Years)

2010-11	»	23-11 (NCAA Second Round)
2009-10	»	23-11 (NCAA Second Round)
2008-09	»	31-7 (NCAA Elite Eight)
2007-08	»	16-16
2006-07	»	18-12

At UAB: 89-41 (4 Years)

2005-06	»	24-7 (NCAA First Round)
2004-05	»	22-11 (NCAA Second Round)
2003-04	»	22-10 (NCAA Sweet 16, C-USA Co-Champs)
2002-03	»	21-13 (NIT Quarterfinals)

Overall Record

351-184 (17th Year)

- 8TH SEASON AS ARKANSAS HEAD COACH
- 17TH SEASON AS HEAD COACH OVERALL
- 25TH SEASON AT ARKANSAS OVERALL

IT'S A NUMBERS GAME

Postseason Tournaments

1 2 3 4 5 6 7 8 9 10 11

20-Win Seasons

1 2 3 4 5 6 7 8 9 10 11

NCAA Tournaments

1 2 3 4 5 6 7 8 9

30-Win Seasons

1

Losing Seasons

0

PERSONAL INFO

Born: Dec. 12, 1959

Hometown: Birmingham, Ala.

Alma Mater: Tulsa (1982)

Wife: Marcheita

Children: Darcheita, Michael Jr., Yvonne

Date Named Head Coach at Arkansas: March 23, 2011

CONSISTENCY

Head coach Mike Anderson is one of just four current Division I coaches with 15-plus years of head coaching experience and zero losing seasons. He is the only coach to accomplish the feat at three different programs.

Coach	Schools	Yrs
Roy Williams	Kansas/UNC	30
Tom Izzo	Michigan State	23
Mark Few	Gonzaga	18
Mike Anderson	UAB/Missouri/Arkansas	16

Razorback Nation welcomed home one of its own on March 23, 2011, when Mike Anderson was named the 12th head men's basketball coach in Arkansas history. Charged with bringing back the winning tradition that was synonymous with the Razorback program throughout the '80s and '90s, Anderson has accomplished that and is in his eighth season at Arkansas – 17th as a head coach.

Anderson has brought Arkansas back national relevance by leading the Razorbacks to back-to-back NCAA Tournament berths and postseason appearances in four of the last five years. The Razorbacks have won 49 games over the last two years, rank among the top three in league wins over the last six seasons and the Hogs are one of just two teams in the SEC to finish with a .500 winning percentage or better in league play over the last six years. This success has helped Arkansas' last two recruiting classes rank among the nation's top 25, snagging seven of the top eight players in the state over the span.

During his first seven seasons at Arkansas, Anderson produced a 151-86 record and was the first head coach in program history to win 18 or more games in each of his first four years. Anderson has also re-established Bud Walton Arena as one of the toughest places to play and brought excitement back to the tradition-rich program. Since his return to Fayetteville, the Razorbacks own the sixth-most home victories in the country with 110 (national leader has 118).

The success on-and-off the court has translated into great fan support as Arkansas has ranked among the top 25 in national attendance each of the last seven years, including No. 10 in 2017-18. Also, in August of 2018, Anderson was honored by the Burlsworth Foundation for his contributions to the state.

5

» At least five Arkansas players have earned SEC Academic Honor Roll honors each of the last five years.

18

» Arkansas has had 18 current and former players graduate since May 2014, averaging nearly four graduates per year.

22

» During the last five years, men's basketball has earned 22 SEC All-Academic honors, including seven in 2015-16.



PLAY HARD ACT RIGHT

2018-19 RAZORBACKS

No.	Name	Pos.	Yr.	Ht.	Wt.	Hometown	High School/Previous School
0	Desi Sills	G	Fr.	6-2	196	Jonesboro, Ark.	Jonesboro HS
1	Isaiah Joe	G	Fr.	6-5	167	Fort Smith, Ark.	Fort Smith Northside HS
2	Adrio Bailey	F	Jr.	6-6	222	Campti, La.	Lakeview HS
3	Khalil Garland	G	R-Fr.	6-5	198	Little Rock, Ark.	Parkview Magnet HS
4	Emeka Obukwelu	F	Jr.	6-8	222	Plano, Texas	West Plano HS (UT-Tyler)
5	Jalen Harris	G	R-So.	6-2	166	Wilson, N.C.	Word of God Christian Acad. / New Mexico
10	Daniel Gafford	F	So.	6-11	233	El Dorado, Ark.	El Dorado HS
11	Keyshawn Embery-Simpson	G	Fr.	6-3	202	Midwest City, Okla.	IMG Academy (Fla.)
12	Ty Stevens	G	So.	6-2	180	Republic, Mo.	Republic HS
13	Mason Jones	G	So.	6-5	207	Desoto, Texas	Triple A Academy / Connors State College
15	Jonathan Holmes	G	Jr.	5-10	190	Columbia, Ill.	Columbia HS
22	Gabe Osabuohien	F	So.	6-8	221	Toronto, Canada	Southwest Christian Academy (Ark.)
23	Ibrahim Ali	F	Fr.	6-10	244	Maumelle, Ark.	Maumelle HS
24	Ethan Henderson	F	Fr.	6-8	210	Little Rock, Ark.	Parkview Magnet HS
25	Jordan Phillips	G	Fr.	6-7	209	Fort Worth, Texas	Grace Preparatory Academy
35	Reggie Chaney	F	Fr.	6-8	222	Tulsa, Okla.	Findlay Prep (Henderson, Nev.)

Head Coach:	Mike Anderson	Tulsa 1982	8th year as Arkansas Head Coach
Associate Head Coach:	Melvin Watkins	Charlotte, 1977	8th year at Arkansas
Assistant Coach:	TJ Cleveland	Arkansas, 2002	8th year at Arkansas
Assistant Coach:	Scotty Thurman	Philander Smith College 2003	9th year at Arkansas
Director of Basketball Operations:	Matt Zimmerman	Arkansas, 1990	8th year at Arkansas
Dir. of Student-Athlete Development:	Jeff Daniels	Montevallo, 1982	8th year at Arkansas
Special Assistant to Head Coach:	Will Bartlett	Missouri, 2009	8th year at Arkansas
Video Coordinator:	Riley Hall	Arkansas, 2016	3rd year at Arkansas
Head Athletic Trainer:	David England	Arkansas, 1980	36th year at Arkansas
Head Strength Coach:	Dave Richardson	Louisiana-Monroe, 1989	1st year at Arkansas
Graduate Assistant:	Velton Kennedy	Arkansas, 2017	2nd year at Arkansas
Graduate Assistant:	Trey Thompson	Arkansas, 2018	1st year at Arkansas

ROSTER BY STATE

Arkansas (6)

0	Desi Sills	Jonesboro
1	Isaiah Joe	Fort Smith
3	Khalil Garland	Little Rock
10	Daniel Gafford	El Dorado
23	Ibrahim Ali	Maumelle
24	Ethan Henderson	Little Rock

Canada (1)

22	Gabe Osabuohien	Toronto
----	-----------------	---------

Illinois (1)

15	Jonathan Holmes	Columbia
----	-----------------	----------

Louisiana (1)

2	Adrio Bailey	Campti
---	--------------	--------

Missouri (1)

12	Ty Stevens	Republic
----	------------	----------

North Carolina (1)

5	Jalen Harris	Wilson
---	--------------	--------

Texas (2)

4	Emeka Obukwelu	Plano
13	Mason Jones	Desoto
25	Jordan Phillips	Fort Worth

Oklahoma (2)

11	Keyshawn Embery-Simpson	Midwest City
35	Reggie Chaney	Tulsa

PRONUNCIATION GUIDE

23	Ibrahim (Ibby)	IB-ra-him (IB-ee)
	Ali	ALL-lee
2	Adrio Bailey	A-Dree-O
4	Emeka Obukwelu	Eh-MEHK-uh
	Obukwelu	Oh-Boo-KWEL-lu
22	Gabe Osabuohien	oh-sah-BOY-en
0	Desi Sills	Dez-ee

ROSTER BY CLASS

Seniors (0)

Juniors (4)

2	Adrio Bailey	Junior
4	Emeka Obukwelu	Junior
15	Jonathan Holmes	Junior

Sophomores (5)

5	Jalen Harris	Redshirt Sophomore
12	Ty Stevens	Sophomore
10	Daniel Gafford	Sophomore
22	Gabe Osabuohien	Sophomore
13	Mason Jones	Sophomore

Freshmen (8)

0	Desi Sills	Freshman
1	Isaiah Joe	Freshman
3	Khalil Garland	Redshirt Freshman
11	Keyshawn Embery-Simpson	Freshman
23	Ibrahim Ali	Freshman
24	Ethan Henderson	Freshman
25	Jordan Phillips	Freshman
35	Reggie Chaney	Freshman



ALI Ibrahim / #23 BAILEY Adrio / #2 CHANEY Reggie / #35 EMBERY-SIMPSON Keyshawn / #11 GAFFORD Daniel / #10 GARLAND Khalil / #3 HARRIS Jalen / #5 HENDERSON Ethan / #24



HOLMES Jonathan / #15 JOE Isaiah / #1 JONES Mason / #13 OBUKWELU Emeka / #4 OSABUOHIEEN Gabe / #22 PHILLIPS Jordan / #2 SILLS Desi / #0 STEVENS Ty / #12

- 1989-90 Won vs Samford (Pine Bluff)
- 1991-92 Won vs Minnesota (Maui Classic)
- 1994-95 Lost vs UMass (Springfield, Mass.)
- 2004-05 Won vs Winthrop (St. Thomas, Virgin Islands)

Exhibition Season Highlights

- Arkansas only led Tusculum by six at halftime (30-24) but opened the second half with a 14-0 start as part of a 23-4 run to put the game out of the reach.
- Arkansas only led Southwest Baptist by 10 at the break (40-30) before utilizing an 18-4 run early in the second half to put the Bearcats in a deep hole.
- Arkansas is 16-0 in exhibition games under head coach Mike Anderson and Coach Anderson is 34-0 as a head coach in exhibition games.
- Arkansas has scored 88-plus points in 11 of those 16 wins with an average margin of victory of 31.5 points.
- Arkansas won both exhibitions this season by an average margin of 43 points, including a 49-point win versus Tusculum and a 37-point win over Southwest Baptist.
- Arkansas has won 30 consecutive exhibition games dating back to 2004-05 season.
- Isaiah Joe led the team in scoring both times, getting 18 versus Tusculum and 19 versus Southwest Baptist.

Gafford Preseason All-SEC; Hogs Picked 10th

- Daniel Gafford was named to the SEC Men's Basketball Preseason All-Conference first team, as selected by a panel of both league and national media members.
- The Razorbacks, one of a league-record eight teams to play in the NCAA Tournament last season, were picked 10th in the preseason poll.
- The good news for Razorback fans is that Arkansas has exceeded the preseason polls in each of the last five years.

YEAR	PRESEASON	FINISH	Record • SEC
2013-14	8th	5th	22-12 • 10-8
2014-15	3rd	2nd	27-9 • 13-8
2015-16	1th	t-8th	16-16 • 9-9
2016-17	5th	t-3rd	26-10 • 12-6
2017-18	6th	t-4th	23-12 • 10-8
2018-19	10th	??	--

Home Openers

- After facing Texas, Arkansas will return home to host UC Davis in the first of four games of the Hardwood Showcase.
- The Razorbacks have won 43 straight home openers, including a 25-0 record in openers inside Bud Walton Arena.
- Mike Anderson is 16-0 as a head coach when playing his home opener, outscoring his opponents by 22.8 points in such games.

Arkansas Helps SEC Boast

- Heading into this season, the SEC boasts that (1) a record eight teams played in the NCAA Tournament last season, (2) the league held a 6-4 edge in the Big 12/SEC Challenge and (3) four teams have recruiting classes that ranked among the nation's top 25. Arkansas played its part in all accounts.
- (1) Arkansas reached the NCAA for the second straight year – the third time in the last four years – and played in the postseason for the fourth time in the last five years.
- (2) Arkansas defeated Oklahoma State, 66-65, in the 2018 Big 12/SEC Challenge.
- (3) Arkansas' incoming freshman class was ranked 25th in the nation by ESPN.com.

Lest We Forget

- Arkansas drained 39.6 percent of its 3-pointers to lead the SEC and rank 19th nationally last season.
- The Razorbacks also ranked second in the SEC in:
 - assist-to-turnover ratio (1.31)
 - overall field goal percentage (47.4)
 - scoring offense (80.5 ppg)
 - fewest turnovers per game (10.9).



0 • DESI SILLS

G • Fr. • 6-2 • 196 • Jonesboro, Ark.

Rated #3 player in the state of Arkansas by 247Sports.com and ESPN while being a consensus top 50 pick among the nation's top point guards ... Named to the USA TODAY All-Arkansas first team ... A two-time, first team 6A All-State selection (2017 and 2018) ... Jonesboro HS won back-to-back 6A state titles.

Year	GP	GS	Min	Avg	FG	FGA	Pct	3FG	3FGA	Pct	FT	FTA	Pct	Off	Def	Tot	Avg	PF	FO	Ast	TO	Blk	Stl	Pts	Avg
2018-19	0	0	0	0	0	0	0	0	0	0	0	0	0	0	0	0	0	0	0	0	0	0	0	0	0

CAREER HIGHS

PTS: 0 --
REB: 0 --
AST: 0 --
STL: 0 --
BLK: 0 --



1 • ISAIAH JOE

G • Fr. • 6-5 • 167 • Fort Smith, Ark.

Was the USA TODAY Arkansas Player of the Year as well as the Gatorade Player of the Year for Arkansas ... Rated #2 player in the state of Arkansas by 247Sports.com and ESPN/Scout while being a four-star and the 28th-best shooting guard in the nation by Rivals ... Led Northside HS to consecutive 7A state titles.

Year	GP	GS	Min	Avg	FG	FGA	Pct	3FG	3FGA	Pct	FT	FTA	Pct	Off	Def	Tot	Avg	PF	FO	Ast	TO	Blk	Stl	Pts	Avg
2018-19	0	0	0	0	0	0	0	0	0	0	0	0	0	0	0	0	0	0	0	0	0	0	0	0	0

CAREER HIGHS

PTS: 0 --
REB: 0 --
AST: 0 --
STL: 0 --
BLK: 0 --



2 • ADRIO BAILEY

F • Jr. • 6-6 • 222 • Campiti, La.

Represents Arkansas on the SEC Men's Basketball Leadership Council ... LAST SEASON: Played in 31 games, starting 16 ... Career-high 15 points, making 7-of-8 shot from the field, in a win over Samford ... Posted a career-high seven rebounds versus Oklahoma ... Has four career double-figure scoring games.

Year	GP	GS	Min	Avg	FG	FGA	Pct	3FG	3FGA	Pct	FT	FTA	Pct	Off	Def	Tot	Avg	PF	FO	Ast	TO	Blk	Stl	Pts	Avg
2017-18	31	16	439	14.2	53	98	.541	0	0	.000	20	33	.606	29	50	79	2.5	59	1	17	18	23	15	126	4.1
CAREER	58	18	639	11.0	75	137	.547	0	0	.000	26	52	.500	42	72	114	2.0	88	1	24	29	30	29	176	3.0

CAREER HIGHS

PTS: 15 vs. Samford (11/10/17)
REB: 7 (2x) - last vs. Oklahoma (11/23/17)
AST: 3 vs. Fresno State (11/17/17)
STL: 3 (3x) - last vs. South Carolina (03/08/18)
BLK: 5 vs. North Carolina (11/24/17)



5 • JALEN HARRIS

G • R-So. • 6-2 • 166 • Wilson, N.C.

Redshirted at Arkansas per NCAA transfer regulations ... At New Mexico in 2016-17 ... Played 20.6 minutes per game, appearing in all 31 contests and making 18 starts ... Scored a career-high 15 points against Nevada, finishing one rebound shy of a double-double ... Had a career-best eight assists against Utah State.

Year	GP	GS	Min	Avg	FG	FGA	Pct	3FG	3FGA	Pct	FT	FTA	Pct	Off	Def	Tot	Avg	PF	FO	Ast	TO	Blk	Stl	Pts	Avg
2016-17*	31	18	639	20.6	47	107	.439	7	27	.259	38	51	.745	2	54	56	1.8	64	0	72	40	3	25	139	4.5

* - AT NEW MEXICO

CAREER HIGHS

PTS: 15 vs. Nevada (01/07/17)
REB: 9 vs. Nevada (01/07/17)
AST: 8 vs. Utah State (01/04/17)
STL: 3 (2x) - last vs. Nevada (01/07/17)
BLK: 1 (3x) - last at UNLV (02/01/17)



10 • DANIEL CAFFORD

F • So. • 6-11 • 233 • El Dorado, Ark.

Preseason 1st team All-SEC ... On Kareem Abdul-Jabbar Award Watch List ... Consensus lottery pick in the 2019 Mock NBA Drafts ... Freshman All-SEC in 2018 ... First Arkansas frosh to record 400 points, 200 rebounds and 60 blocks in a season (@HogStats) ... 22nd in NCAA; 2nd in the SEC with 76 blocked shots.

Year	GP	GS	Min	Avg	FG	FGA	Pct	3FG	3FGA	Pct	FT	FTA	Pct	Off	Def	Tot	Avg	PF	FO	Ast	TO	Blk	Stl	Pts	Avg
2017-18	35	26	790	22.6	164	271	.605	0	0	.000	85	161	.528	77	140	217	6.2	114	3	24	37	76	19	413	11.8
CAREER	35	26	790	22.6	164	271	.605	0	0	.000	85	161	.528	77	140	217	6.2	114	3	24	37	76	19	413	11.8

CAREER HIGHS

PTS: 25 vs. Fresno State (11/17/17)
REB: 12 (2x) - last vs. Florida (03/09/18)
AST: 4 vs. Oral Roberts (12/19/17)
STL: 3 vs. Ole Miss (01/20/18)
BLK: 7 (2x) - last at Auburn (02/27/18)



11 • KEYSHAWN EMBURY-SIMPSON

G • Fr. • 6-3 • 202 • Midwest City, Okla.

Played his senior year at IMG Acad. (Fla) ... Listed as a four-star recruit by 247Sports.com, Rivals.com and Future150.com ... 247Sports.com also tabbed him the 22nd-best point guard in the nation ... As a junior at Midwest City HS, earned a spot on The Oklahoman's Super 5 and ranked as the No. 1 player in the state.

Year	GP	GS	Min	Avg	FG	FGA	Pct	3FG	3FGA	Pct	FT	FTA	Pct	Off	Def	Tot	Avg	PF	FO	Ast	TO	Blk	Stl	Pts	Avg
2018-19	0	0	0	0	0	0	0	0	0	0	0	0	0	0	0	0	0	0	0	0	0	0	0	0	0
TOTAL	0	0	0	0	0	0	0	0	0	0	0	0	0	0	0	0	0	0	0	0	0	0	0	0	0

CAREER HIGHS

PTS: 0 --
REB: 0 --
AST: 0 --
STL: 0 --
BLK: 0 --



12 • TY STEVENS

G • So. • 6-2 • 180 • Republic, Mo.

Added to 2018-19 roster after walk-on tryouts ... Carries a 4.0 GPA ... Attended University of Arkansas in 2017-18 but was not a member of the team ... At Republic HS, tabbed first team All-COC Large Boys Basketball Team.

Year	GP	GS	Min	Avg	FG	FGA	Pct	3FG	3FGA	Pct	FT	FTA	Pct	Off	Def	Tot	Avg	PF	FO	Ast	TO	Blk	Stl	Pts	Avg
2018-19	0	0	0	0	0	0	0	0	0	0	0	0	0	0	0	0	0	0	0	0	0	0	0	0	0

CAREER HIGHS

PTS: 0 --
REB: 0 --
AST: 0 --
STL: 0 --
BLK: 0 --



13 • MASON JONES

G • So. • 6-5 • 207 • Desoto, Texas

Played one season at Connors State College ... Averaged 15.5 points, 6.9 rebounds and 2.5 assists per game ... Drained 72 3-pointers and sank 42.9 percent of his shots beyond the arc ... Finished in double figures in scoring 28 times, including nine 20-point games and two 30-point efforts

Year	GP	GS	Min	Avg	FG	FGA	Pct	3FG	3FGA	Pct	FT	FTA	Pct	Off	Def	Tot	Avg	PF	FO	Ast	TO	Blk	Stl	Pts	Avg
2018-19	0	0	0	0	0	0	0	0	0	0	0	0	0	0	0	0	0	0	0	0	0	0	0	0	0

CAREER HIGHS

PTS: 0 --
REB: 0 --
AST: 0 --
STL: 0 --
BLK: 0 --



15 • JONATHAN HOLMES

G • Jr. • 5-10 • 190 • Columbia, Ill.

Fan favorite ... Last season saw action in 11 games and scored 15 points with three rebounds ... Hit his first collegiate 3-pointer versus Bucknell and added a trey versus Troy ... As a freshman, SEC First-Year Academic Honor Roll ... Played in six games as a walk-on.

Year	GP	GS	Min	Avg	FG	FGA	Pct	3FG	3FGA	Pct	FT	FTA	Pct	Off	Def	Tot	Avg	PF	FO	Ast	TO	Blk	Stl	Pts	Avg
2017-18	11	0	18	1.6	6	15	.400	2	6	.333	1	2	.500	2	1	3	0.3	1	0	1	2	0	1	15	1.4
CAREER	17	0	25	1.5	7	20	.350	2	10	.200	1	2	.500	2	2	4	0.2	2	0	1	2	0	1	17	1.0

CAREER HIGHS

PTS: 3 (2x) - last vs. Oral Roberts (12/19/17)
REB: 1 (4x) - last vs. Vanderbilt (02/10/18)
AST: 1 vs. Samford (11/10/17)
STL: 1 vs. Bucknell (11/12/17)
BLK: 0 --



22 • GABE OSABUOHEN

F • So. • 6-8 • 221 • Toronto, Canada

Pronounced oh-sah-BOY-en ... Last year, played in 20 games, averaging 11 points and 1.4 rebounds ... Tied for the team lead in charges taken with eight out of Arkansas' 47 total.

Year	GP	GS	Min	Avg	FG	FGA	Pct	3FG	3FGA	Pct	FT	FTA	Pct	Off	Def	Tot	Avg	PF	FO	Ast	TO	Blk	Stl	Pts	Avg
2017-18	20	0	136	6.8	10	25	.400	0	4	.000	2	10	.200	6	22	28	1.4	21	0	7	11	3	3	22	1.1
CAREER	20	0	136	6.8	10	25	.400	0	4	.000	2	10	.200	6	22	28	1.4	21	0	7	11	3	3	22	1.1

CAREER HIGHS

PTS: 6 vs. Texas A&M (02/13/18)
REB: 4 vs. South Carolina (02/06/18)
AST: 4 vs. South Carolina (02/06/18)
STL: 1 (3x) - last 6 vs. Texas A&M (02/13/18)
BLK: 1 (3x) - last 6 vs. Texas A&M (02/13/18)



23 • IBRAHIM ALI

F • Fr. • 6-10 • 244 • Maumelle, Ark.

Name is pronounced IB-ra-him Ali-Lee ... Prefers to go by Ibbey (IB-ee) ... Was a three-star recruit according to Rivals.com ... Sat out 2017-18 season to work on his development.

Year	GP	GS	Min	Avg	FG	FGA	Pct	3FG	3FGA	Pct	FT	FTA	Pct	Off	Def	Tot	Avg	PF	FO	Ast	TO	Blk	Stl	Pts	Avg
2018-19	0	0	0	0	0	0	0	0	0	0	0	0	0	0	0	0	0	0	0	0	0	0	0	0	0

CAREER HIGHS

PTS: 0 --
REB: 0 --
AST: 0 --
STL: 0 --
BLK: 0 --



24 • ETHAN HENDERSON

F • Fr. • 6-8 • 210 • Little Rock, Ark.

Rated the top player in Arkansas by 247Sports.com, ESPN.com and Future150.com, which also tabbed him the 30th-best power forward in the nation ... Named to the USA TODAY All-Arkansas first team ... Helped Parkview HS win the 2018 and 2016 5A state championships.

Year	GP	GS	Min	Avg	FG	FGA	Pct	3FG	3FGA	Pct	FT	FTA	Pct	Off	Def	Tot	Avg	PF	FO	Ast	TO	Blk	Stl	Pts	Avg
2018-19	0	0	0	0	0	0	0	0	0	0	0	0	0	0	0	0	0	0	0	0	0	0	0	0	0

CAREER HIGHS

PTS: 0 --
REB: 0 --
AST: 0 --
STL: 0 --
BLK: 0 --



25 • JORDAN PHILLIPS

G • Fr. • 6-7 • 209 • Fort Worth, Texas

Had meniscus repair surgery in the summer of 2018 ... Should start fully participating in practice toward the end of November ... Rated him the 11th-best prospect in Texas and the 37th-best shooting guard in the country by 247Sports.com ... Named an All-Star by the Texas Association of Basketball Coaches.

Year	GP	GS	Min	Avg	FG	FGA	Pct	3FG	3FGA	Pct	FT	FTA	Pct	Off	Def	Tot	Avg	PF	FO	Ast	TO	Blk	Stl	Pts	Avg
2018-19	0	0	0	0	0	0	0	0	0	0	0	0	0	0	0	0	0	0	0	0	0	0	0	0	0

CAREER HIGHS

PTS: 0 --
REB: 0 --
AST: 0 --
STL: 0 --
BLK: 0 --



35 • REGGIE CHANEY

F • Fr. • 6-8 • 222 • Tulsa, Okla.

Rated No. 3 overall prospect from the state of Texas and as the No. 29 power forward in the country by 247Sports.com ... Named to the USA TODAY All-Nevada second team ... As a senior, contributed 13.8 points, 7.3 rebounds and 1.3 steals and led his squad to a 32-5 mark.

Year	GP	GS	Min	Avg	FG	FGA	Pct	3FG	3FGA	Pct	FT	FTA	Pct	Off	Def	Tot	Avg	PF	FO	Ast	TO	Blk	Stl	Pts	Avg
2018-19	0	0	0	0	0	0	0	0	0	0	0	0	0	0	0	0	0	0	0	0	0	0	0	0	0

CAREER HIGHS

PTS: 0 --
REB: 0 --
AST: 0 --
STL: 0 --
BLK: 0 --



35 • REGGIE CHANEY

F • Fr. • 6-8 • 222 • Tulsa, Okla.

Rated No. 3 overall prospect from the state of Texas and as the No. 29 power forward in the country by 247Sports.com ... Named to the USA TODAY All-Nevada second team ... As a senior, contributed 13.8 points, 7.3 rebounds and 1.3 steals and led his squad to a 32-5

3-Point Exhibition

- The Razorbacks led the SEC in 3-point field goal percentage last season, draining 39.6 percent from long-range.
- Freshman Isaiah Joe looks to be Arkansas' main threat this season. In two exhibition games, he made 10-of-17 (58.8 percent) from beyond the arc and led the team in scoring both games. Overall, Arkansas shot 41.2 percent from 3-point land in the two exhibitions.

Sustained Success, Elite SEC Company

- The Razorbacks are one of two teams in the league to finish .500 or better in SEC play each of the last six years. For addition info, **SEE CHART ON PAGE 6.**

Gafford Has Great Summer Experience

- University of Arkansas sophomore Daniel Gafford, one of the nation's premier big men, was invited to participate in the Nike Basketball Academy (Aug. 8-12) in Los Angeles.
- The annual developmental camp allowed Gafford and 24 other highly-touted college basketball players the opportunity to learn and train with current and past NBA superstars through a series of off-court workouts, drills, film sessions and 5-on-5 competition.
- Among the NBA players present this summer were LeBron James and Kevin Durant.

Gafford on Both Ends of the Floor

- Daniel Gafford had 76 blocked shots and recorded 75 dunks last season.
- He ranked 22nd nationally and second in the SEC with his 76 rejections.
- He threw down a school-record 75 dunks, which was more than six SEC teams last season and just two dunks behind Missouri, which finished the season with 77. Prior to Gafford's arrival, Arkansas only had 46 dunks as a team for the 2016-17 season.
- Thanks to high-percentage dunks, Gafford shot 60.5 percent from the field, which would have ranked 14th nationally and tops in the SEC. However, he did not meet the NCAA minimum of making five shots per game (averaged 4.7).

Only Other Real Experience

- Senior Adrio Bailey is the only other returning player with significant experience. He played in 31 games and started 16, including each of the last four.
- Even though he made just 53 field goals, he was second on the team with 16 dunks and third on the squad with 23 blocked shots.

The Newcomers

- The Razorbacks signed eight incoming freshmen during the 2018 early signing period, ranking as the 24th-best class in the country by ESPN.

Percentages Not in Returners Favor

- With three returning players, the 10 newcomers will be counted on heavily to fill several roles.

	Returning	Lost
Scoring	576 / 20.4%	2243 / 79.6%
• 3-Pointers Made	2 / 0.1%	267 / 99.9%
• FT Made	108 / 20.0%	432 / 80.0%
Rebounding	327 / 27.1%	880 / 72.9%
Assists	49 / 9.8%	452 / 90.2%
Blocked Shots	97 / 59.5%	66 / 40.5%
Steals	38 / 17.4%	180 / 82.6%



Junior Adrio Bailey is the most experienced player on the roster with 58 career games played.



Walk-on junior Jonathan Holmes is the only player on this roster to make or even attempt a 3-pointer.

Slam Dunk

- Arkansas' 124 dunks in 2017-18 were the most of the Mike Anderson era. The only other Arkansas team to reach 100 dunks in a season was the 2014-15 team who totaled exactly 100 dunks.
- Arkansas' 12 dunks against Samford are the most rim-rockers of the Mike Anderson era in a single game with the previous high of eight coming against Mississippi State on Jan. 23, 2013.
- The Razorbacks tallied just 46 dunks in 2016-17 season in 36 games.
- Arkansas was 22-8 in 2017-18 when Daniel Gafford recorded at least one dunk. He had 75 dunks, which was more than six teams in the SEC last season.

Anderson's Teams Take Care of the Ball

- In each of the last six years, Arkansas basketball has ranked first or second in the SEC in assist-to-turnover ratio.

- SEC RANK IN ASSIST-TO-TURNOVER RATIO

• 2nd (1.31) 2017-18	• 2nd (1.17) 2016-17
• 1st (1.46) 2015-16	• 2nd (1.35) 2014-15
• 1st (15.3) 2013-14	• 2nd (14.8) 2012-13

- Also, in Anderson's first five years, Arkansas led the SEC in turnover margin. The Razorbacks' turnover margin last season was 3.1 (same as their league-leading ratio from 2015-16 season), but it was only good for third last season.

- SEC RANK IN TURNOVER MARGIN

• 1st (3.1) 2015-16	• 1st (3.8) 2014-15
• 1st (5.5) 2013-14	• 1st (5.9) 2012-13
• 1st (3.3) 2011-12	

No Place Like Home, Especially SEC Saturdays

- In the seven years of the Mike Anderson era, Arkansas has 110 home wins, which ties for sixth-most in the NCAA over the span (the national leader has 118).
- For the second straight year, Arkansas will play five Saturday games in Bud Walton Arena, including each of the Razorbacks' last four home games of the regular season. Arkansas is an impressive 25-5 in Saturday SEC home games under eighth-year head coach Mike Anderson, including a streak of nine consecutive wins.

THE GAFFORD FILE**2019 WOODEN AWARD WATCH LIST**

- One of 50 candidates. The John R. Wooden Award® presented by Wendy's®. Chosen by a preseason poll of national college basketball experts, the list is comprised of 50 student-athletes who are the early front-runners for the most prestigious honors in college basketball, the Wooden Award All American Team™ and Most Outstanding Player Award.

2019 CITIZEN NAISMITH TROPHY WATCH LIST

- One of 50 candidates as named by the Atlanta Tipoff Club for the 2019 Citizen Naismith Trophy Men's Player of the Year honor. A list of the mid-season 30 team will be released on Feb. 13, 2019.

2019 KAREEM ABDUL-JABBAR WATCH LIST

- One of 21 candidates as named by the Naismith Memorial Basketball Hall of Fame. The award recognizes the top centers in men's college basketball.

2018-19 PRESEASON FIRST TEAM ALL-SEC

- **Media and Coaches**

2017-18 SEC ALL-FRESHMAN TEAM

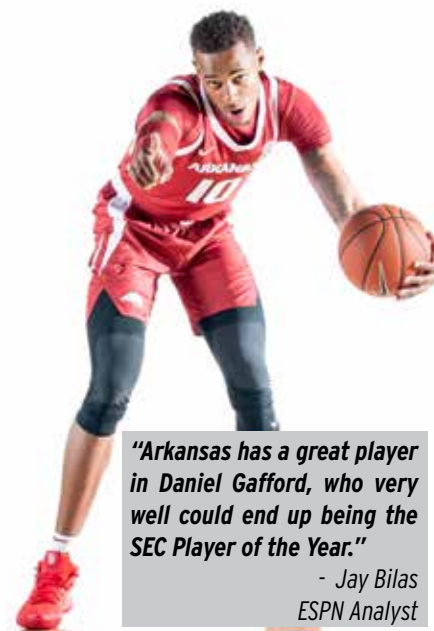
- **Was 3x SEC Freshman of the Week**

THE 2019 NBA MOCK DRAFTS

- Is projected to be a NBA Lottery pick in the 2019 draft, including (as of Oct. 20, 2018):
 - 7th by NBC Sports
 - 8th by Sports Illustrated
 - 8th by CBS Sports
 - 8th by BustingBrackets.com
 - 9th by Forbes
 - 10th by ESPN
 - 10th by NBADraft.net
 - 11th by Draftsite.com
 - 13th by BleacherReport.com
 - 14th by SBNation.com

HOW HE SPENT HIS SUMMER

- Invited to participate in the Nike Basketball Academy (Aug. 8-12) in Los Angeles. The annual developmental camp allowed Gafford and 24 other highly-touted college basketball players the opportunity to learn and train with current and past NBA superstars through a series of off-court workouts, drills, film sessions and 5-on-5 competition.
- Among the NBA players present this summer were LeBron James and Kevin Durant.



"Arkansas has a great player in Daniel Gafford, who very well could end up being the SEC Player of the Year."

- Jay Bilas
ESPN Analyst

MISCELLANEOUS STATS
Double-Figure Scoring Games

Player	16-17	17-18	18-19	Career
Gafford	--	22	--	22
Bailey	1	3	--	4

20-Point Scoring Games

Player	16-17	17-18	18-19	Career
Gafford	--	2	--	2

30-Point Scoring Games

Player	16-17	17-18	18-19	Career

3 + Three-Pointers in a Game

Player	16-17	17-18	18-19	Career

5 + Three-Pointers in a Game

Player	16-17	17-18	18-19	Career

Double Figure Rebounding Games

Player	16-17	17-18	18-19	Career
Gafford	--	4	--	4

Double-Doubles

Player	16-17	17-18	18-19	Career
Gafford	--	3	--	3

5 + Assist Games

Player	16-17	17-18	18-19	Career

3 + Steals in a Game

Player	16-17	17-18	18-19	Career
Gafford	--	1	--	1
Bailey	--	1	1	2

3 + Blocks in a Game

Player	16-17	17-18	18-19	Career
Gafford	--	13	--	13
Bailey	0	1	--	1

Arkansas Army Connection

• Matt Zimmerman, Arkansas' Director of Operations, is a 1990 graduate of Arkansas with a degree in physical education and served four years in the ROTC.

• Zimmerman joined the United States Army after he earned his degree. He spent five years in the military, earning the rank of Captain, graduating from Airborne School in 1991 and serving with the 1st Infantry Division (The Big Red One) from 1991-95. His other experiences in the military included Platoon Leader, Shop Officer, Company Executive Officer and Battalion Adjutant.


Familiar Foe in the Big 12/SEC Challenge

- The SEC announced the 10 matchups for the annual Big 12/SEC Challenge which will take place Jan. 26. Arkansas will travel to Texas Tech, which reached the Elite 8 last season before falling to eventual national champion, Villanova.
- In the 78 previous meetings with the Red Raiders, Arkansas and Texas Tech are all square with each team winning 39 contests in the series.
- The last time the teams met, which was in the 2016 edition of the Big 12/SEC Challenge, the Razorbacks won, 75-68, in overtime. Arkansas has won five of the last six in the series with TTU and 11 of the last 15.
- Arkansas will be playing in its fifth consecutive Big 12/SEC Challenge. The Razorbacks are 2-2 in the Big 12/SEC Challenge with wins over Texas Tech (2016) and Oklahoma State (2018). Arkansas lost at Iowa State (2015) and at Oklahoma State (2017).

Other Non-Conference Opponents

- Arkansas owns a 113-74 record versus its 2018-19 non-conference opponents.
- Of those combined 187 previous meetings, Arkansas and Texas have met 154 times with the Hogs owning an 87-67 advantage in the series.
- Arkansas will be facing Montana State and FIU for the first time.
- Arkansas is a combined 18-0 versus UT Arlington (7-0), UTSA (5-0), Texas State (3-0) and Austin Peay (3-0).

Rare Trips for ACC & Big 10 to Bud Walton

- This year will mark just the 10th and 11th time a member of the ACC and/or Big 10 have come to Fayetteville to face the Razorbacks.
- An ACC team (Georgia Tech) is coming to Fayetteville for just the seventh time and first time since Nov. 19, 2014 when Arkansas defeated Wake Forest, 83-53. Arkansas is 4-2 versus ACC members in games played in Fayetteville and 2-1 versus ACC members in games played in Bud Walton Arena. Overall, Arkansas has played a member of the ACC 39 previous times (Arkansas trails in such games 15-24) with 25 of those encounters coming at neutral sites (Arkansas trails 10-15).
- A Big 10 team (Indiana) is coming to Fayetteville for just the fourth time. Arkansas is 3-0 versus a member of the Big 10 at home and 2-0 in Bud Walton Arena, including a 95-79 victory over 14th-ranked Minnesota last season. (Then #20 Michigan is the only other Big 10 member to come to Bud Walton Arena with the Hogs winning 66-64 on Jan. 21, 2012.) Overall, Arkansas has faced a member of the Big 10 34 times and trail in those games, 14-20. Over the 34 previous meeting with a Big 10 member, 24 have been at neutral sites (Arkansas trails 11-13).

Half Leads to Whole

- During the Mike Anderson era, Arkansas is 125-7 in games it leads at the half, including 40 consecutive victories.

Anderson Honored by Brandon Burlsworth Foundation

- This past August, University of Arkansas head basketball coach Mike Anderson was honored at the annual Brandon Burlsworth Foundation Legends Dinner. Anderson is the ninth Legend the Burlsworth Foundation has honored.
- "The Legends Dinner recognizes a person each year who has made great contributions to our state," said Marty Burlsworth, Chairman/CEO and Founder of the Brandon Burlsworth Foundation. "Coach Anderson has a long history with the University and the state of Arkansas, so it was an easy choice for our board of directors to honor him in this way."
- Anderson is one of four Division I coaches with 15-plus years of head coaching experience and has never experienced a losing season while being the only coach to accomplish the feat at three different programs. In his first 16 years of being a head coach, Anderson has led his teams to 11 postseason berths, including nine NCAA Tournament appearances, and posted 11, 20-win seasons.
- While his on-court success is evident, Coach Anderson is equally a champion in the community. He created his own Mike Anderson Foundation, which provides funding for programs focused on preventative health care education and assists organizations that offer nutritional support for children. Anderson is active with the Yvonne Richardson Center and Samaritan's Feet. Also, each year at the annual Red-White Game, fans get in free with a canned food item, which helps support the Northwest Arkansas Food Bank. In fact, Anderson has done similar food drives as the head coach at Missouri and UAB as well as assist with Special Olympics at all three stops.

MOST SEC WINS IN THE...

LAST 2 YEARS		LAST 3 YEARS		LAST 4 YEARS		LAST 5 YEARS		LAST 6 YEARS	
2017-18		2016-18		2015-18		2014-18		2013-18	
1. Kentucky	26	1. Kentucky	39	1. Kentucky	57	1. Kentucky	69	1. Kentucky	81
2. Florida	25	2. Florida	34	2. ARKANSAS	44	2. Florida	60	2. Florida	74
3. ARKANSAS	22	3. ARKANSAS	31	3. Florida	42	3. ARKANSAS	54	3. ARKANSAS	64
4. Tennessee	21	4. South Carolina	30	4. Texas A&M	41	4. Texas A&M	49	4. Georgia	58
5. Auburn	20	5. Texas A&M	30	5. Georgia	37	5. Georgia	49	5. Ole Miss	57
6. South Carolina	19	6. Tennessee	27	6. South Carolina	36	6. Ole Miss	45	6. Texas A&M	56
7. Alabama	18	7. Vanderbilt	27	7. Vanderbilt	36	7. Tennessee	45	7. Tennessee	56
8. Texas A&M	17	8. Alabama	26	8. Ole Miss	36	8. Vanderbilt	43	8. Alabama	53
9. Georgia	16	9. Georgia	26	9. Tennessee	34	9. South Carolina	41	9. Vanderbilt	51
10. Vanderbilt	16	10. Auburn	25	10. Alabama	34	10. Alabama	41	10. LSU	50
11. Ole Miss	15	11. Ole Miss	25	11. LSU	32	11. LSU	41	11. South Carolina	45
12. Miss. State	15	12. Miss. State	22	12. Auburn	29	12. Auburn	35	12. Auburn	38
13. Missouri	12	13. LSU	21	13. Miss. State	28	13. Miss. State	31	13. Missouri	38
14. LSU	10	14. Missouri	15	14. Missouri	18	14. Missouri	27	14. Miss. State	35

• 2018 EXHIBITION BOX SCORES •

Official Basketball Box Score -- Game Totals -- Final Statistics

Tusculum vs Arkansas

10/26/18 7:00 pm at Fayetteville, Ark. - Bud Walton Arena

Tusculum 47

#	Player		Total		3-Ptr	Rebounds	PF	TP	A	TO	Blk	Stl	Min
			FG-FGA	FG-FGA		Off Def Tot							
13	Hall, Austin	f	1-4	1-1	0-0	1 3 4	4	3	1	2	0	0	13
00	King, Cam	c	0-0	0-0	0-4	2 4 6	3	0	2	0	1	1	19
23	Cohen, Adrian	g	1-3	0-2	1-3	0 1 1	3	3	1	3	0	0	13
25	Smith, Dillon	g	1-5	1-2	0-0	1 1 2	1	3	0	0	0	0	15
33	Gibson, Trenton	g	2-5	0-1	2-3	0 2 2	1	6	1	2	0	1	19
01	Jenkins, Tariq		2-12	0-1	1-1	0 0 0	0	5	0	3	0	2	18
02	Tyree, Malik		0-2	0-2	0-0	0 0 0	2	0	0	3	0	0	9
03	Donaldson, Donovan		5-10	0-3	1-3	1 1 2	2	11	2	5	0	3	22
10	Jones, Myles		0-2	0-1	0-0	0 0 0	0	0	0	3	0	0	13
11	Dixon, Zack		1-4	0-0	0-0	0 0 0	1	2	0	1	0	0	9
14	Hodnett, Caleb		1-6	0-1	0-0	3 3 6	3	2	0	1	0	0	15
21	Ahmed, Mo		0-4	0-3	3-3	1 0 1	2	3	0	1	0	1	8
22	Nash, Dillon		0-1	0-0	0-0	1 1 2	2	0	0	1	0	0	7
24	Mitchell, Brandon		2-4	0-1	0-0	6 0 6	2	4	0	1	0	0	10
34	EMMONS, CHAD		2-5	0-1	1-2	0 3 3	3	5	0	1	1	0	10
Team						3 3 6			2				
Totals			18-67	2-19	9-19	19 22 41	29	47	7	29	2	8	200
FG % 1st Half: 9-29			31.0%	2nd half: 9-38	23.7%	Game: 18-67	26.9%	Deadball Rebounds 3					
3FG % 1st Half: 2-8			25.0%	2nd half: 0-11	0.0%	Game: 2-19	10.5%						
FT % 1st Half: 4-6			66.7%	2nd half: 5-13	38.5%	Game: 9-19	47.4%						

Arkansas 96

#	Player		Total		3-Ptr	Rebounds	PF	TP	A	TO	Blk	Stl	Min
			FG-FGA	FG-FGA		Off Def Tot							
02	Adrio Bailey	f	2-6	0-1	4-6	0 5 5	2	8	1	1	1	0	20
02	Daniel Gafford	f	6-9	0-0	1-4	4 5 9	4	13	2	2	2	0	18
13	Mason Jones	f	2-7	0-4	4-6	0 5 5	0	8	2	2	0	0	21
01	Isaiah Joe	g	6-9	5-8	1-1	0 1 1	2	18	0	1	0	1	29
05	Jalen Harris	g	4-5	2-3	3-3	1 2 3	2	13	7	3	0	3	22
00	Desi Sills		1-4	0-0	0-2	0 2 2	1	2	4	2	0	2	24
11	K. Embery-Simpson		4-8	3-6	2-2	2 2 4	1	13	2	3	0	2	21
15	Jonathan Holmes		1-1	1-1	0-0	0 1 1	1	3	0	0	0	0	3
22	Gabe Osabuohien		1-4	0-0	2-6	3 5 8	2	4	2	3	1	3	17
24	Ethan Henderson		0-0	0-0	1-2	0 1 1	2	1	1	0	0	0	5
35	Reggie Chaney		5-8	0-0	3-7	6 4 10	1	13	2	3	1	3	20
Team						0 4 4							
Totals			32-61	11-23	21-39	16 37 53	18	96	23	20	5	14	200
FG % 1st Half: 10-28			35.7%	2nd half: 22-33	66.7%	Game: 32-61	52.5%	Deadball Rebounds 9					
3FG % 1st Half: 2-11			18.2%	2nd half: 9-12	75.0%	Game: 11-23	47.8%						
FT % 1st Half: 8-20			40.0%	2nd half: 13-19	68.4%	Game: 21-39	53.8%						

Officials: Tim Gattis, Robert Felder, Nathan Bemis

Technical fouls: Tusculum-None. Arkansas-None.

Attendance: 13376

Tickets Scanned: 6114

Score by periods	1st	2nd	Total
Tusculum	24	23	47
Arkansas	30	66	96



Official Basketball Box Score -- Game Totals -- Final Statistics

Southwest Baptist vs Arkansas

11/02/18 7:00 pm at Fayetteville, Ark. - Bud Walton Arena



Southwest Baptist 63

#	Player		Total		3-Ptr	Rebounds	PF	TP	A	TO	Blk	Stl	Min
			FG-FGA	FG-FGA		Off Def Tot							
01	MOULIOM, Karim	f	6-10	2-4	0-3	0 6 6	3	14	0	4	1	1	32
12	Prgomet, Damian	f	3-8	0-0	2-2	4 2 6	5	8	0	1	0	0	14
00	ROSSOW, Chris	g	4-10	1-3	7-9	0 3 3	1	16	6	3	0	1	29
21	Fuller, Connor	g	1-6	0-2	2-2	1 1 2	3	4	0	6	0	1	22
33	Campbell, Andy	g	1-4	1-4	0-0	0 1 1	2	3	1	3	0	0	13
03	NELSON, Quinn		1-5	1-4	2-3	0 2 2	5	5	2	2	0	1	27
04	COLTON, Maris		0-3	0-2	0-0	0 2 2	3	0	0	0	0	0	12
11	Williams, Tyler		0-1	0-0	0-0	1 0 1	0	0	0	0	0	0	5
15	Dantzer-Fulmer, Dere		0-0	0-0	0-0	0 1 1	1	0	0	2	0	0	5
20	Jahic, Adnan		0-2	0-1	4-4	0 0 0	4	4	1	2	0	0	13
22	Rolle, Godfrey		2-6	0-2	2-2	0 5 5	4	6	3	7	0	1	26
24	Brueggemann, Lucas		0-0	0-0	0-0	0 1 1	0	0	0	0	0	0	1
25	Hillenburg, Jordan		1-2	1-2	0-0	0 0 0	0	3	0	0	0	0	1
Team						5 0 5							
Totals			19-57	6-24	19-25	11 24 35	31	63	13	30	1	5	200
FG % 1st Half: 8-25			32.0%	2nd half: 11-32	34.4%	Game: 19-57	33.3%	Deadball Rebounds 3,5					
3FG % 1st Half: 4-11			36.4%	2nd half: 2-13	15.4%	Game: 6-24	25.0%						
FT % 1st Half: 10-11			90.9%	2nd half: 9-14	64.3%	Game: 19-25	76.0%						

Arkansas 100

#	Player		Total		3-Ptr	Rebounds	PF	TP	A	TO	Blk	Stl	Min
			FG-FGA	FG-FGA		Off Def Tot							
02	Adrio Bailey	f	3-6	0-0	3-6	0 5 5	2	9	3	2	1	3	19
10	Daniel Gafford	f	7-13	0-0	3-9	4 8 12	1	17	1	1	3	2	23
01	Isaiah Joe	g	5-9	5-9	4-4	1 3 4	1	19	1	2	0	2	26
05	Jalen Harris	g	2-5	0-3	3-5	0 2 2	4	7	5	1	0	2	26
13	Mason Jones	g	4-7	2-5	7-8	1 2 3	0	17	0	0	0	4	22
00	Desi Sills		1-4	0-1	4-5	1 1 2	3	6	5	2	0	0	22
11	K. Embery-Simpson		4-6	3-5	0-0	0 0 0	3	11	1	1	0	0	18
12	Ty Stevens		0-0	0-0	0-0	0 0 0	0	0	0	0	0	0	1
15	Jonathan Holmes		0-2	0-2	2-3	0 0 0	0	2	1	0	0	0	3
22	Gabe Osabuohien		1-5	0-3	4-5	1 1 2	3	6	2	1	1	1	15
23	Ibrahim Ali		0-2	0-0	0-0	1 2 3	2	0	0	0	0	0	3
24	Ethan Henderson		1-1	0-0	0-0	0 0 0	0	2	0	0	1	2	6
35	Reggie Chaney		2-3	0-0	0-0	2 2 4	4	4	2	5	3	2	16
Team						1 1 2							
Totals			30-64	10-28	30-45	12 27 39	23	100	21	15	9	18	200
FG % 1st Half: 11-26			42.3%	2nd half: 19-38	50.0%	Game: 30-64	46.9%	Deadball Rebounds 8,3					
3FG % 1st Half: 4-13			30.8%	2nd half: 6-15	40.0%	Game: 10-28	35.7%						
FT % 1st Half: 14-21			66.7%	2nd half: 16-24	66.7%	Game: 30-45	66.7%						

Officials: Olandis Poole, Gerald Williams, Rod Rorke

Technical fouls: Southwest Baptist-None. Arkansas-None.

Attendance: 13283

Exhibition

Estimated Actual Attendance: 6,194

Fouled out: SBU #3 Nelson @ 7:42 2H; #12 Prgomet @ 7:22 2H

Score by periods	1st	2nd	Total
Southwest Baptist	30	33	63
Arkansas	40	60	100

• ABOUT ARKANSAS •

ABOUT ARKANSAS

Location.....Fayetteville, Ark.
 Enrollment.....27,558
 Founded.....1871
 Colors.....Cardinal (PMS 201) and White
 Nickname.....Razorbacks
 Conference.....Southeastern (SEC)
 Arena (Capacity).....Bud Walton Arena (19,200)

ADMINISTRATION

System President.....Dr. Donald R. Bobbitt
 Chancellor.....Dr. Joseph E. Steinmetz
 Athletic Director.....Hunter Yurachek
 Faculty Representative.....Gerald Jordan

COMMUNICATIONS

Basketball SID.....Mike Cawood
 Email.....tmcaewood@uark.edu
 Cell Phone.....479-236-2090
 Office Phone.....479-575-3114
 Office Fax.....479-575-7481
 Athletic Website.....ArkansasRazorbacks.com
 Arkansas Ticket Office.....479-575-5151

HISTORY

First Year.....1923-24
 Seasons.....96th
 Overall Conference Championships...24 (2 SEC, 22 SWC)
 SEC Overall Championships.....2 (1992, 1994)
 SEC Division Championships....4 (1992, 1993, 1994, 1995)
 SEC Tournament Championships.....1 (2000)
 NCAA Tournament Appearances.....33*
 National Championships.....1 (1994)
 National Runner-Up.....1 (1995)
 NCAA Final Fours....6 (1941, 1945, 1978, 1990, 1994, 1995)
 NCAA Elite Eight.....10
 NCAA Sweet 16.....10
 NIT Record (App.).....5-4 (3)

* - Arkansas received a bid in 1944 but was unable to participate due to a car accident. Total number of bids is 33 and total number of appearances is 32.

Mike'd Up Radio Show

- Featuring Mike Anderson and Chuck Barrett
- Live 7-8 pm at Sassy's BBQ
- First six shows at Sassy's BBQ and Grille
- Steamboat Drive off Wedington
- Reservations, call 479-435-6996
- Monday, Nov. 5
- Monday, Nov. 19
- Monday, Nov. 26
- Monday, Dec. 3
- Monday, Dec. 10
- Monday, Dec. 17
- Last six shows at Sassy's Red House
- College Avenue
- Reservations, call 479-856-6966
- Monday, Jan. 7
- Monday, Jan. 21
- Monday, Jan. 28
- Monday, Feb. 4
- Monday, Feb. 18
- Monday, Mar. 4

• 2017-18 RECORD BREAKDOWN •
RECORD BREAKDOWN

At Home (Bud Walton Arena)	15-2
On The Road	3-7
Neutral	5-3
White Uniforms	16-3
Cardinal Uniforms	5-7
Anthracite Uniforms	0-0
Special Edition PK80 Uniforms	2-2

HALFTIME/LEADS/OVERTIME

Leading at the half, home	13-0
Leading at the half, road/neutral	6-0
Tied at the half, home	0-1
Tied at the half, road/neutral	0-0
Trailing at the half, home	2-1
Trailing at the half, road/neutral	2-10
Games decided by 5 points or fewer	7-1
Games decided by 10 points or fewer	11-3
Leading with 5:00 left in regulation	20-1
Leading with 2:00 left in regulation	20-1
Overtime games	2-0

OFFENSE

Scoring less than 70 points	3-7
Scoring 70-79 points	3-4
Scoring 80-89 points	5-1
Scoring 90-99 points	9-0
Scoring 100+ points	3-0
2 Players Or Less in Double Figures	3-2
3 Players in Double Figures	4-5
4 Players in Double Figures	10-4
5 Players in Double Figures	4-1
6 Players in Double Figures	2-0
7 Players in Double Figures	0-0
1 Player Scores 20 Points	8-6
2 Players Score 20 Points	7-0
When shooting 50 percent or higher	10-2
When shooting less than 50 percent	13-10

REBOUNDING/TURNOVERS

When out-rebounding opponent	12-2
When out-rebounded	10-9
When rebounds are even	1-1
When grabbing 10+ offensive reb	9-6
When forcing 15+ turnovers	13-1
When committing less than 15 turnovers	19-12
When committing 15+ turnovers	4-0

When Top Scorer Is (Includes Ties)

Jaylen Barford	11-6
Daryl Macon	9-5
Daniel Gafford	4-1
C.J. Jones	1-0
Anton Beard	0-1

When Top Rebounder Is (Includes Ties)

Daniel Gafford	14-5
Trey Thompson	5-3
Darius Hall	3-4
Anton Beard	3-2
Daryl Macon	2-0
Jaylen Barford	2-3
Dustin Thomas	2-2
Adrio Bailey	1-0

Months

In November	5-1
In December	6-1
In January	4-5
In February	6-2
In March	2-3

#DUNKPALACE

DUNKS BY PLAYER IN 2017-18

Daniel Gafford	75
Adrio Bailey	16
Darius Hall	12
Trey Thompson	6
Daryl Macon	5
C.J. Jones	4
Jaylen Barford	3
Gabe Osabuohien	3

8 Players 124
MOST DUNKS IN A HALF 2017-18

8	2nd	Samford (11/10/17)
6	2nd	Fresno State (11/17/17)
5	2nd	Troy (12/16/17)
4	1st	Auburn (02/27/18)
4	2nd	Auburn (02/27/18)
4	1st	Oral Roberts (12/19/17)
4	1st	Samford (11/10/17)

RECORD BY DUNKS 2017-18

5+ Dunks	8-1
4+ Dunks	10-2
2+ Dunks	22-9
1 Dunk	0-1
Held Without a Dunk	1-2

MOST DUNKS IN THE SEC 2017-18

Alabama	155 / 36 games
Mississippi State	134 / 37 games
Kentucky	132 / 37 games
Arkansas	124 / 35 games
Texas A&M	125 / 35 games
Auburn	109 / 34 games
LSU	100 / 33 games
Missouri	77 / 33 games
Tennessee	74 / 35 games
Florida	70 / 34 games
Ole Miss	64 / 32 games
Vanderbilt	61 / 32 games
Georgia	53 / 33 games
South Carolina	39 / 33 games

**• DUNKS IN A GAME •
(ANDERSON ERA)**

Dunks	Opponent	Year
12	Samford	2017-18
8	Auburn	2017-18
8	Mississippi State	2012-13
7	Troy	2017-18
7	Fresno State	2017-18
7	Minnesota	2012-13
7	Alabama A&M	2012-13
7	Northwestern State	2015-16
7	Northwestern State	2014-15
7	Vanderbilt	2014-15

Daniel Gafford had more dunks than 6 SEC teams »

124 DUNKS IN 35 GAMES


• THE LAST TIME •

POINTS »

- Scored 100+ : 12/19/17 - 104 vs. Oral Roberts
- Scored 100+ in an SEC game: 02/10/15 - 101 vs. Auburn
- Scored fewer than 50: 02/09/16 - 46 at Mississippi State

Overtime Games »

- Played in an OT game: 01/23/18 at Georgia, W, 80-77 (2 OT)
- Played in a 2OT game: 01/23/18 at Georgia, W, 80-77 (2 OT)
- Played in a 3OT game: 02/09/80 vs. Houston, L, 90-84 (3 OT)

Versus Top-25 opponents »

- Beat an AP Top 25 team: 03/09/18 vs. No. 23 Florida, W, 80-72
- Beat an AP Top 20 team: 02/27/18 vs. No. 14 Auburn, W, 91-82
- Beat an AP Top 15 team: 02/27/18 vs. No. 14 Auburn, W, 91-82
- Beat an AP Top 10 team: 01/27/16 vs. No. 5 Texas A&M, W, 74-71
- Beat an AP Top 5 team: 01/27/16 vs. No. 5 Texas A&M, W, 74-71

Versus Top-25 opponents on the road »

- Beat an AP Top 25 team on road: 02/15/17 at No. 21 South Carolina, W, 83-76
- Beat an AP Top 5 team on road: 02/09/94 at No. 4 Kentucky, W, 90-82

Double-Doubles »

- Two players in same game: 03/09/18 vs. Florida
- Daniel Gafford (16 pts, 12 rebs) and Jaylen Barford (27 pts, 10 rebs)

3-Point Shooting »

- 10+ 3FGM in a game: 02/27/18 - 10 vs. Auburn
- 15+ 3FGM in a game: 01/09/16 - 16 vs. Mississippi State

At the Charity Stripe »

- Attempted 30+ FT in a game: 02/27/18 - 30 vs. Auburn
- 20+ FTM in a game: 02/06/18 - 23 (of 29) vs. South Carolina
- 25+ FTM in a game: 01/20/18 - 28 (of 35) vs. Ole Miss

ASSISTS »

- Had 20+ assists: 12/19/17 - 27 vs. Oral Roberts
- Had 20+ assists in back-to-back games: 12/05/17 (22 vs. Colorado State)
- 12/09/17 (23 vs. Minnesota)
- Had 25+ assists: 12/19/17 - 27 vs. Oral Roberts
- Had 2 players with 5+ assists: 02/27/18 vs. Auburn
- Daryl Macon - 6 and Anton Beard - 5
- Had 3 players with 5+ assists: 11/10/17 vs. Samford
- Daryl Macon - 8, Jaylen Barford & Anton Beard - 6

Points »

- Scored 30-39 points in a game: 12/30/17 - 33 by Daryl Macon vs. Tennessee
- Scored 40-49 points in a game: 01/11/92 - 43 by Todd Day vs. LSU
- Scored 50+ points in a game: 11/13/09 - 51 by Rotnei Clarke vs. Alcorn State

Double-Doubles »

- Points/Rebounds: 03/09/18 vs. Florida
- 16 pts and 12 rebs by Daniel Gafford
- 27 pts and 10 rebs by Jaylen Barford
- Points/Assists: 02/17/16 vs. Auburn
- 12 pts and 10 asts by Jabril Durham

Rebounds »

- Had 15+ rebounds in a game: 03/07/15 - 15 by Bobby Portis vs. LSU
- Had 20+ rebounds in a game: 11/21/97 - 23 by Nick Davis vs. Jackson State

Three-Point Shooting »

- 5+ 3FGM in a game: 02/06/18 - 5 (9 att) by Jaylen Barford vs. South Carolina

AT THE CHARITY STRIPE »

- 10+ FTA in a game: 03/09/18 - 10 by Daryl Macon vs. Florida
- 10+ FTM in a game: 02/06/18 - 12 (of 13) by Daryl Macon vs. South Carolina

Assists »

- 5+ assists in a game: 03/08/18 vs. South Carolina (Beard - 5)
- Consecutive 5+ assists games: 02/27/18 vs. Auburn (Macon - 6)
- 03/03/18 at Missouri (Macon - 6)
- Three straight 5+ assists games: 01/12/18 by Daryl Macon vs. Missouri (8)
- 01/17/18 by Daryl Macon at Florida (5)
- 01/20/18 by Daryl Macon vs. Ole Miss (6)
- 10+ assists in a game: 03/05/16 - 11 by Jabril Durham vs. South Carolina
- Consecutive 10+ assists games: 01/16/10 - by Courtney Fortson vs. Alabama (10)
- 01/21/10 - by Courtney Fortson vs. Florida (11)

Blocks »

- Had 3+ blocks in a game: 03/08/18 - 4 by Daniel Gafford vs. South Carolina
- Had 5+ blocks in a game: 02/27/18 - 7 by Daniel Gafford vs. Auburn

Steals »

- Had 5+ steals in a game: 12/19/17 - 5 by Jaylen Barford vs. Oral Roberts
- Had consecutive 5+ steal games: 01/01/06 - by Ronnie Brewer vs. W. Illinois (5)
- 01/07/06 - by Ronnie Brewer vs. Miss. State (5)

SEC STANDINGS
2017-18 FINAL

	SEC	PCT.	HOME	AWAY	OVERALL	PCT.	HOME	ROAD	NEUTRAL	STRK
1. Auburn	13-5	.722	8-1	5-4	26-8	.765	15-1	7-4	4-3	L1
Tennessee	13-5	.722	8-1	5-4	26-9	.743	13-2	8-4	5-3	L1
3. Florida	11-7	.611	6-3	5-4	21-13	.618	12-5	5-4	4-4	L1
4. Arkansas	10-8	.556	7-2	3-6	23-12	.657	15-2	3-7	5-3	L2
Kentucky	10-8	.556	7-2	3-6	26-11	.703	16-2	4-6	6-3	L1
Missouri	10-8	.556	6-3	4-5	20-13	.606	13-3	5-6	2-4	L2
7. Mississippi State	9-9	.500	7-2	2-7	25-12	.676	19-2	4-8	2-2	L1
Texas A&M	9-9	.500	6-3	3-6	22-13	.629	13-3	4-7	5-3	L1
9. Alabama	8-10	.444	6-3	2-7	20-16	.556	12-5	2-8	6-2	L1
LSU	8-10	.444	6-3	2-7	18-15	.545	14-4	3-8	1-3	L1
11. South Carolina	7-11	.389	5-4	2-7	17-16	.515	10-5	4-8	3-3	L1
Georgia	7-11	.389	5-4	2-7	18-15	.545	11-4	4-9	3-2	L1
13. Vanderbilt	6-12	.333	5-4	1-8	12-20	.375	11-7	1-10	0-3	L1
14. Ole Miss	5-13	.278	4-5	1-8	12-20	.375	10-8	1-10	1-2	L4

Tuesday, November 6	Television	CT
USC Upstate at South Carolina	SECN+	6:00 pm
Lenoir-Rhyne at Tennessee	SEC Network	6:00 pm
Southern at Alabama	SECN+	7:00 pm
Central Arkansas at Missouri	SECN+	7:00 pm
Southeastern La. at LSU	SECN+	7:30 pm
South Ala. at Auburn	SEC Network	8:00 pm
Florida at Florida St.	ESPN2	8:00 pm
Kentucky vs. Duke (Indianapolis, Ind.)	ESPN	8:30 pm
Winthrop at Vanderbilt	SECN+	8:30 pm

Wednesday, November 7	Television	CT
Savannah St. at Texas A&M	SECN+	8:30 p.m.

Friday, November 9	Television	CT
Charleston Southern at Florida	SECN+	6:00 pm
Southern Illinois at Kentucky	SEC Network	6:00 pm
Missouri at Iowa St.	Cyclones TV	6:00 pm
Stony Brook at South Carolina	SECN+	6:00 pm
La.-Lafayette at Tennessee	SECN+	6:00 pm
Austin Peay at Mississippi St.	SECN+	6:30 pm
UNCG at LSU	SECN+	7:00 pm
Savannah St. at Georgia	SECN+	7:30 pm
Washington at Auburn	SEC Network	8:30 pm
UC Irvine at Texas A&M	SECN+	8:30 pm
Arkansas vs. Texas (El Paso, Texas)	ESPN	6:10 pm

Saturday, November 10	Television	CT
Western Michiga at Ole Miss	SECN+	3:00 pm

Sunday, November 11	Television	CT
Hartford at Mississippi St.	SEC Network	4:00 pm
Appalachian St. at Alabama	SEC Network	6:00 pm
Vanderbilt at Southern California	Pac 12 Networks	8:00 pm

Monday, November 12	Television	CT
UC Davis at Arkansas	SECN+	7:00 pm

AP		
1	Kansas (37)	0-0 1,581
2	Kentucky (19)	0-0 1,529
3	Gonzaga (1)	0-0 1,461
4	Duke (4)	0-0 1,452
5	Virginia (2)	0-0 1,286
6	Tennessee (1)	0-0 1,268
7	Nevada	0-0 1,230
8	North Carolina	0-0 1,221
9	Villanova (1)	0-0 1,085
10	Michigan State	0-0 1,024
11	Auburn	0-0 974
12	Kansas State	0-0 922
13	West Virginia	0-0 678
14	Oregon	0-0 638
15	Virginia Tech	0-0 630
16	Syracuse	0-0 620
17	Florida State	0-0 530
18	Mississippi State	0-0 451
19	Michigan	0-0 437
20	TCU	0-0 311
21	UCLA	0-0 297
22	Clemson	0-0 268
23	LSU	0-0 187
24	Purdue	0-0 170
25	Washington	0-0 165

Receiving Votes: Loyola (Chi) 162, Marquette 124, **Indiana 98**, **Florida 71**, Nebraska 35, Maryland 28, Wisconsin 24, Notre Dame 22, Cincinnati 21, **Alabama 15**, UCF 15, Buffalo 14, Arizona 14, Louisville 11, Miami 10, San Diego St 9, USC 6, Butler 6, **Texas Tech 6**, **Texas 5**, Arizona St 3, St. John's 3, Providence 2, Xavier 2, Missouri 1, NC State 1, Marshall 1, Davidson 1

USA TODAY COACHES		
1	Kansas (14)	0-0 771
2	Kentucky (12)	0-0 761
3	Duke (4)	0-0 743
4	Gonzaga (1)	0-0 699
5	Virginia (1)	0-0 656
6	Tennessee	0-0 613
7	North Carolina	0-0 610
8	Villanova	0-0 543
9	Nevada	0-0 521
10	Michigan State	0-0 486
11	Kansas State	0-0 469
12	Auburn	0-0 432
13	West Virginia	0-0 343
14	Syracuse	0-0 297
15	Florida State	0-0 287
16	Oregon	0-0 280
17	Virginia Tech	0-0 272
18	Michigan	0-0 265
19	Mississippi State	0-0 213
20	UCLA	0-0 202
21	TCU	0-0 153
22	Purdue	0-0 107
23	Clemson	0-0 106
24	Washington	0-0 75
25	Nebraska	0-0 67

Receiving Votes: **LSU 65**, Loyola (Chi) 61, **Florida 52**, **Indiana 34**, Marquette 34, NC State 30, Cincinnati 30, **Alabama 28**, Maryland 26, Louisville 10, Providence 10, Buffalo 7, USC 6, Arizona 5, Butler 5, UCF 5, Wisconsin 4, Notre Dame 4, **Texas 4**, **Missouri 3**, Baylor 2, Miami 2, St. John's 1, Vanderbilt.

ARKANSAS IN THE RANKINGS

WEEK	AP	COACH	RPI
Preseason	--	--	NA
Nov. 12			
Nov. 19			
Nov. 26			
Dec. 3			
Dec. 10			
Dec. 17			
Dec. 24			
Dec. 31			
Jan. 7			
Jan. 14			
Jan. 21			
Jan. 28			
Feb. 4			
Feb. 11			
Feb. 18			
Feb. 25			
Mar. 4			
Mar. 11			
FINAL			

The last time Arkansas was ranked in the AP Poll...

Top 25:	#22	01/01/18
Top 15:	#15	11/14/00
Top 10:	#6	1995 Final Poll
Top 5:	#5	03/07/95
No. 1:	#1	'94-95 Preseason

#PR HOGS

37	» Arkansas has had 37 all-time NBA Draft selections from 35 different players in program history.
16	» The Razorbacks have 16 All-Star game appearances by Joe Johnson (7), Sidney Moncrief (5) and Alvin Robertson (4).
12	» Arkansas has 12 first round NBA Draft picks in program history with Sidney Moncrief going No. 5 overall in 1979.

#PROHOGS

Arkansas has had 29 former players go on to play in the NBA and three are currently on active rosters. Also, Corliss Williamson, currently with Phoenix, is in his sixth season as an assistant coach in the NBA.

Player	Team	Yrs	Draft Class
Patrick Beverley	Clippers	7th	2009 - 42nd (LAC)
Daryl Macon *	Mavericks	1st	2018-FA
Bobby Portis	Bulls	4th	2015 - 22nd (CHI)

* - signed two-way contract with the Mavericks and their G League affiliate Texas Legends.

G League

Jaylen Barford	Greensboro Swarm	1st Year
Dusty Hannahs	Memphis Hustle	2nd Year
Michael Qualls	Wisconsin Herd	2nd Year

Arkansas in the 2017-18 NCAA/SEC

ARKANSAS IN THE NCAA/SEC	NCAA	SEC	NO.
3-pt Field Goal Attempts (351 ranked)	212	12	679
Assist Turnover Ratio (351 ranked)	40	2	1.31
Assists Per Game (351 ranked)	116	4	14.3
Blocked Shots Per Game (351 ranked)	34	8	4.7
Defensive Rebounds per Game (351 ranked)	236	11	36.1
Fewest Fouls (351 ranked)	331	13	701
Fewest Turnovers (351 ranked)	61	4	381
Field-Goal Percentage (351 ranked)	42	2	47.4
Field-Goal Percentage Defense (351 ranked)	115	11	43
Free Throw Attempts (351 ranked)	23	5	793
Free Throws Made (351 ranked)	50	6	540
Free-Throw Percentage (351 ranked)	291	12	68.1
Offensive Rebounds Per Game (351 ranked)	192	11	10.03
Personal Fouls Per Game (351 ranked)	303	13	20
Rebound Margin (351 ranked)	261	13	-1.6
Scoring Defense (351 ranked)	263	13	75.6
Scoring Margin (351 ranked)	100	6	4.9
Scoring Offense (351 ranked)	38	2	80.5
Steals Per Game (351 ranked)	169	8	6.2
Three Pt FG Defense (351 ranked)	230	12	35.7
Three-Point Field Goals Per Game (351 ranked)	169	8	7.7
Three-Point Field-Goal Percentage (351 ranked)	19	1	39.6
Total 3-point FGM (351 ranked)	124	6	269
Total Assists (351 ranked)	85	3	501
Total Blocks (351 ranked)	28	7	163
Total Rebounds (351 ranked)	122	11	1,207
Total Rebounds Per Game (351 ranked)	221	12	34.49
Total Steals (351 ranked)	119	7	218
Turnover Margin (346 ranked)	24	3	3.1
Turnovers Forced (351 ranked)	94	3	14
Turnovers Per Game (351 ranked)	24	2	10.9
Won-Lost Percentage (351 ranked)	71	5	65.7

RAZORBACKS IN THE NCAA/SEC

RAZORBACKS IN THE NCAA/SEC	PLAYER	NCAA	SEC	NO.
3-pt Field Goal Attempts (245 ranked)	Daryl Macon	159	6	202
	Jaylen Barford	167	7	201
Assist Turnover Ratio (250 ranked)	Anton Beard	63	5	2.33
	Daryl Macon	85	6	2.19
Assists Per Game (250 ranked)	Daryl Macon	176	6	3.9
Blocked Shots Per Game (237 ranked)	Daniel Gafford	29	3	2.17
Field-Goal Percentage (250 ranked)	Jaylen Barford	174	6	47
Free Throw Attempts (245 ranked)	Daryl Macon	118	9	176
	Daniel Gafford	170	15	161
Free Throws Made (245 ranked)	Daryl Macon	62	6	154
Free-Throw Percentage (247 ranked)	Daryl Macon	30	1	87.5
Offensive Rebounds Per Game (250 ranked)	Daniel Gafford	209	11	2.2
Points Per Game (250 ranked)	Jaylen Barford	110	3	17.9
	Daryl Macon	182	5	16.8
3-pt Field Goals Per Game (249 ranked)	Jaylen Barford	132	7	2.49
	Daryl Macon	151	8	2.43
Total 3-point FGM (248 ranked)	Jaylen Barford	93	4	87
	Daryl Macon	105	5	85
Total Assists (244 ranked)	Daryl Macon	137	6	138
Total Blocks (242 ranked)	Daniel Gafford	22	2	76
Total Field Goal Attempts (248 ranked)	Jaylen Barford	62	1	477
Total Field Goals Made (248 ranked)	Jaylen Barford	54	1	224
Total Minutes (250 ranked)	Jaylen Barford	241	7	1094
Total Points (250 ranked)	Jaylen Barford	70	3	628
	Daryl Macon	108	4	587
Total Rebounds (249 ranked)	Daniel Gafford	228	14	217

Versus 2018-19 Opponents

NON-CONFERENCE

SCHOOL	GMS PLAYED	SERIES RECORD	H	A	N	LAST MEETING
AUSTIN PEAY	3	ARKANSAS LEADS, 3-0	3-0	-	-	H - W, 99-62 (12/03/16)
UC DAVIS	1	ARKANSAS LEADS, 1-0	1-0	-	-	H - W, 68-59 (11/20/08)
COLORADO STATE	1	ARKANSAS LEADS, 1-0	1-0	-	-	H - W, 92-66 (12/05/17)
FIU	-	• FIRST MEETING •				
GEORGIA TECH	5	ARKANSAS TRAILS, 1-4	-	0-2	1-2	N - L, 73-83 (11/26/15)
INDIANA	2	SERIES TIED, 1-1	-	0-1	1-0	N - W, 86-72 (03/21/08)
MONTANA STATE	-	• FIRST MEETING •				
TEXAS	154	ARKANSAS LEADS, 87-67	46-21	27-43	14-3	N - W, 77-74 (12/17/16)
UT-ARLINGTON	7	ARKANSAS LEADS, 7-0	5-0	1-0	1-0	H - W, 71-67 (11/18/16)
UT-SAN ANTONIO	5	ARKANSAS LEADS, 5-0	3-0	1-0	1-0	H - W, 104-71 (12/28/13)
TEXAS STATE	3	ARKANSAS LEADS, 3-0	3-0	-	-	H - W, 73-67 (12/06/05)
TEXAS TECH	78	SERIES TIED, 39-39	24-11	11-23	4-5	H - W, 75-68 or (01/30/16)
WESTERN KENTUCKY	6	ARKANSAS LEADS, 4-2	0-1	0-1	4-0	N - L, 63-74 (12/07/74)

SOUTHEASTERN CONFERENCE

SCHOOL	GMS PLAYED	SERIES RECORD	H	A	N	LAST MEETING
ALABAMA	61	ARKANSAS LEADS, 33-28	18-6	7-20	8-2	A - W, 76-73 (02/24/18)
• SEC ONLY	51	ARKANSAS LEADS, 27-24				
AUBURN	52	ARKANSAS LEADS, 34-18	21-5	12-13	1-1	H - W, 91-82 (02/27/18)
• SEC ONLY	51	ARKANSAS LEADS, 34-17				
FLORIDA	35	ARKANSAS TRAILS, 12-23	8-6	2-13	2-4	N - W, 80-72 (03/09/18)
• SEC ONLY	35	ARKANSAS TRAILS, 12-23				
GEORGIA	37	ARKANSAS LEADS, 22-15	10-3	6-9	6-3	A - W, 80-77 2ot (01/23/18)
• SEC ONLY	37	ARKANSAS LEADS, 22-15				
KENTUCKY	42	ARKANSAS TRAILS, 11-31	7-7	3-14	1-10	H - L, 72-87 (02/20/18)
• SEC ONLY	37	ARKANSAS TRAILS, 11-26				
LSU	65	ARKANSAS LEADS, 35-30	19-7	11-17	5-6	A - L, 86-94 (02/03/18)
• SEC ONLY	56	ARKANSAS LEADS, 31-25				
OLE MISS	79	ARKANSAS LEADS, 47-32	15-11	8-19	24-2	A - W, 75-64 (02/13/18)
• SEC ONLY	51	ARKANSAS TRAILS, 25-26				
MISSISSIPPI STATE	61	ARKANSAS LEADS, 33-28	21-6	7-21	5-1	A - L, 75-78 (01/02/18)
• SEC ONLY	52	ARKANSAS LEADS, 27-25				
MISSOURI	50	ARKANSAS LEADS, 26-23	15-9	10-14	1-0	A - L, 67-77 (03/03/18)
• SEC ONLY	12	ARKANSAS TRAILS, 7-5				
SOUTH CAROLINA	33	ARKANSAS LEADS, 20-13	11-4	6-7	3-2	N - W, 69-64 (03/08/18)
• SEC ONLY	33	ARKANSAS LEADS, 20-13				
TENNESSEE	40	SERIES TIED, 20-20	10-4	4-11	6-4	N - L, 66-84 (03/10/18)
• SEC ONLY	36	ARKANSAS TRAILS, 17-19				
TEXAS A&M	157	ARKANSAS LEADS, 102-55	57-14	38-37	7-4	H - W, 94-75 (02/17/18)
• SEC ONLY	10	ARKANSAS LEADS 6-4				
VANDERBILT	36	ARKANSAS LEADS, 24-12	14-3	6-8	4-1	H - W, 72-54 (02/10/18)
• SEC ONLY	33	ARKANSAS LEADS 22-11				

Did You Know...

IN 16 YEARS AS A HEAD COACH, MIKE ANDERSON'S TEAMS HAVE:

- RANKED AMONG THE NCAA TOP 30 IN STEALS 13 TIMES, INCLUDING FIRST FOUR TIMES AND 8 TIMES IN THE TOP 10.
- RANKED AMONG THE NCAA TOP 30 IN TURNOVER MARGIN 9 TIMES, INCLUDING FIVE TIMES IN THE TOP 5.
- RANKED AMONG THE NCAA TOP 30 IN ASSISTS PER GAME 7 TIMES, INCLUDING FIRST ONCE.
- RANKED AMONG THE NCAA TOP 30 IN SCORING OFFENSE 7 TIMES.
- RANKED AMONG THE NCAA TOP 30 IN BLOCKED SHOTS PER GAME 6 TIMES OVER THE 8 SEASONS.
- RANKED AMONG THE NCAA TOP 30 IN ASSIST-TO-TURNOVER RATIO 6 TIMES OVER THE LAST 11 SEASONS.

NOTE: NOT ALL ABOVE STATS WERE KEPT BY NCAA EVERY YEAR

ARKANSAS RAZORBACKS

2017-18 SEASON RESULTS & LEADERS

RECORD:	OVERALL	HOME	AWAY	NEUTRAL
ALL GAMES	23-12	15-2	3-7	5-3
CONFERENCE	10-8	7-2	3-6	0-0
NON-CONFERENCE	13-4	8-0	0-1	5-3

DATE	TIME	OPPONENT	TV	RESULT	ATTEND	RECORD (SEC)	HIGH POINTS	HIGH REBOUNDS
11/10/17	7:00 pm	SAMFORD	SEC Network +	W 95-56	13407	1-0	(16)Daryl Macon (16)Jaylen Barford	(8)Trey Thompson
11/12/17	5:00 pm	BUCKNELL	SEC Network	W 101-73	13404	2-0	(27)Jaylen Barford	(11)Trey Thompson
11/17/17	7:00 pm	FRESNO STATE	SEC Network +	W 83-75	15051	3-0	(25)Daniel Gafford	(8)Daniel Gafford
11/23/17	2:00 pm	&1 vs Oklahoma	ESPN2	W 92-83	11294	4-0	(27)Daryl Macon	(9)Dustin Thomas
11/24/17	12:30 pm	&2 vs #9 North Carolina	ESPN	68-87 L	6603	4-1	(21)Jaylen Barford	(6)Daniel Gafford
11/26/17	12:30 pm	&1 vs UCONN	ESPN	W 102-67	11571	5-1	(24)Jaylen Barford	(6)Darius Hall
12/02/17	6:35 pm	at Houston	CBS Sports Network	65-91 L	4186	5-2	(13)Anton Beard (13)Jaylen Barford	(6)Dustin Thomas
12/05/17	7:00 pm	COLORADO STATE	SEC Network +	W 92-66	13634	6-2	(19)C.J. Jones (19)Jaylen Barford	(6)Daniel Gafford
12/09/17	5:46 pm	#14 MINNESOTA	SEC Network	W 95-79	17583	7-2	(22)Jaylen Barford	(7)Daniel Gafford
12/16/17	7:00 pm	^ vs Troy	--	W 88-63	16416	8-2	(25)Daryl Macon	(7)Jaylen Barford
12/19/17	7:00 pm	ORAL ROBERTS	SEC Network +	W 104-69	13945	9-2	(18)Jaylen Barford (4)Anton Beard	(4)Daniel Gafford
12/27/17	7:00 pm	CSU BAKERSFIELD	SEC Network	W 95-68	15829	10-2	(19)Jaylen Barford	(12)Daniel Gafford
12/30/17	12:00 pm	* #9 TENNESSEE	SEC Network	Wot 95-93	18696	11-2 (1-0)	(33)Daryl Macon	(8)Daniel Gafford
01/02/18	8:00 pm	* at Mississippi State	SEC Network	75-78 L	6324	11-3 (1-1)	(24)Daryl Macon	(7)Jaylen Barford
01/06/18	5:00 pm	* at Auburn	ESPNU	77-88 L	8950	11-4 (1-2)	(21)Jaylen Barford	(6)Darius Hall (6)Trey Thompson
01/10/18	8:05 pm	* LSU	SEC Network	54-75 L	15199	11-5 (1-3)	(17)Jaylen Barford	(6)Trey Thompson
01/13/18	5:05 pm	* MISSOURI	ESPN2	W 65-63	18297	12-5 (2-3)	(15)Daniel Gafford (6)Daniel Gafford	(6)Daryl Macon
01/17/18	7:00 pm	* at Florida	ESPN2	73-88 L	9929	12-6 (2-4)	(28)Jaylen Barford	(11)Daniel Gafford
01/20/18	2:30 pm	* OLE MISS	SEC Network	W 97-93	18030	13-6 (3-4)	(23)Jaylen Barford	(9)Daniel Gafford
01/23/18	6:30 pm	* at Georgia	SEC Network	Wo2 80-77	6405	14-6 (4-4)	(25)Daryl Macon	(4)Trey Thompson (4)Anton Beard
01/27/18	5:00 pm	! OKLAHOMA STATE	ESPN2	W 66-65	18057	15-6	(22)Daryl Macon	(10)Dustin Thomas
01/30/18	8:00 pm	* at Texas A&M	ESPN	66-80 L	8761	15-7 (4-5)	(20)Daryl Macon	(7)Darius Hall
02/03/18	2:30 pm	* at LSU	SEC Network	86-94 L	9272	15-8 (4-6)	(22)Daryl Macon	(4)Jaylen Barford (4)Darius Hall (4)Daniel Gafford
02/06/18	6:00 pm	* SOUTH CAROLINA	ESPN2	W 81-65	14956	16-8 (5-6)	(25)Daryl Macon (6)Trey Thompson	(6)Daniel Gafford
02/10/18	7:30 pm	* VANDERBILT	SEC Network	W 72-54	17083	17-8 (6-6)	(21)Daryl Macon	(9)Daniel Gafford
02/13/18	6:00 pm	* at Ole Miss	SEC Network	W 75-64	6023	18-8 (7-6)	(19)Daniel Gafford	(11)Darius Hall
02/17/18	3:05 pm	* #21 TEXAS A&M	ESPN	W 94-75	18097	19-8 (8-6)	(21)Jaylen Barford	(7)Darius Hall
02/20/18	8:05 pm	* KENTUCKY	ESPN	72-87 L	18083	19-9 (8-7)	(26)Daryl Macon	(10)Dustin Thomas
02/24/18	5:00 pm	* at Alabama	SEC Network	W 76-73	15383	20-9 (9-7)	(17)Daryl Macon	(7)Daniel Gafford (7)Trey Thompson
02/27/18	8:05 pm	* #14 AUBURN	SEC Network	W 91-82	15733	21-9 (10-7)	(21)Daniel Gafford	(10)Jaylen Barford (10)Daniel Gafford
03/03/18	5:05 pm	* at Missouri	ESPN2	67-77 L	15061	21-10 (10-8)	(16)Daniel Gafford	(5)Anton Beard (5)Jaylen Barford
03/08/18	8:37 pm	% vs South Carolina	SEC Network	W 69-64	11752	22-10	(17)Jaylen Barford	(4)Daryl Macon (4)Adrio Bailey (4)Daniel Gafford
03/09/18	8:42 pm	% vs #23 Florida	SEC Network	W 80-72	14596	23-10	(27)Jaylen Barford	(12)Daniel Gafford
03/10/18	2:30 pm	% vs #13 Tennessee	ESPN	66-84 L	18729	23-11	(19)Daryl Macon	(7)Darius Hall
03/16/18	3:20 pm	\$ vs 10th-seed Butler	TruTV	62-79 L	20163	23-12	(15)Jaylen Barford	(5)Daniel Gafford

Home Games in CAPS | * - Conference game | & - PK80 Phil Knight Invitational - Victory Bracket (Portland, Ore. - 1 - played at Moda Center - 2 - played at Veterans Memorial Coliseum)
 ^ - at Verizon Arena (North Little Rock, Ark.) | ! - Big 12/SEC Challenge | % - SEC Tournament (St. Louis, Mo. - Scottrade Center) | \$ - NCAA Tournament (Detroit, Mich. - Little Caesars Arena)

ATTENDANCE SUMMARY	GAMES	TOTALS	AVG/GAME
HOME	17	275084	16181
AWAY	10	90294	9029
NEUTRAL	8	111124	13890
TOTAL	35	476502	13614

ARKANSAS RAZORBACKS

2018 EXHIBITION GAMES ONLY

RECORD: OVERALL HOME AWAY NEUTRAL
ALL GAMES 2-0 2-0 0-0 0-0

##	Player	GP	GS	• TOTAL •					• 3-PTS •					• REBOUNDS •					PF		FO						Pts		Avg	
				Min	Avg	FG	FGA	Pct	3FG	FGA	Pct	FT	FTA	Pct	Off	Def	Tot	Avg												
01	Isaiah Joe	2	2	55	27.5	11	18	.611	10	17	.588	5	5	1.000	1	4	5	2.5	3	0	1	3	0	3	37	18.5				
10	Daniel Gafford	2	2	41	20.5	13	22	.591	0	0	.000	4	13	.308	8	13	21	10.5	5	0	3	3	5	2	30	15.0				
13	Mason Jones	2	2	43	21.5	6	14	.429	2	9	.222	11	14	.786	1	7	8	4.0	0	0	2	2	0	4	25	12.5				
11	K. Embery-Simpson	2	0	39	19.5	8	14	.571	6	11	.545	2	2	1.000	2	2	4	2.0	4	0	3	4	0	2	24	12.0				
05	Jalen Harris	2	2	48	24.0	6	10	.600	2	6	.333	6	8	.750	1	4	5	2.5	6	0	12	4	0	5	20	10.0				
02	Adrio Bailey	2	2	39	19.5	5	12	.417	0	1	.000	7	12	.583	0	10	10	5.0	4	0	4	3	2	3	17	8.5				
35	Reggie Chaney	2	0	36	18.0	7	11	.636	0	0	.000	3	7	.429	8	6	14	7.0	5	0	4	8	4	5	17	8.5				
22	Gabe Osabuohien	2	0	32	16.0	2	10	.200	0	3	.000	6	11	.545	4	6	10	5.0	5	0	4	4	2	4	10	5.0				
00	Desi Sills	2	0	46	23.0	2	8	.250	0	1	.000	4	7	.571	1	3	4	2.0	4	0	9	4	0	2	8	4.0				
15	Jonathan Holmes	2	0	6	3.0	1	3	.333	1	3	.333	2	3	.667	0	1	1	0.5	1	0	1	0	0	0	5	2.5				
24	Ethan Henderson	2	0	11	5.5	1	1	1.000	0	0	.000	1	2	.500	0	1	1	0.5	2	0	1	0	1	2	3	1.5				
23	Ibrahim Ali	1	0	3	3.0	0	2	.000	0	0	.000	0	0	.000	1	2	3	3.0	2	0	0	0	0	0	0	0.0				
12	Ty Stevens	1	0	1	1.0	0	0	.000	0	0	.000	0	0	.000	0	0	0	0.0	0	0	0	0	0	0	0	0.0				
TM	TEAM.....														1	5	6	3.0	0		0				0					
Total.....		2				62	125	.496	21	51	.412	51	84	.607	28	64	92	46.0	41	0	44	35	14	32	196	98.0				
Opponents.....		2				37	124	.298	8	43	.186	28	44	.636	30	46	76	38.0	60	-	20	59	3	13	110	55.0				

SCORE BY PERIODS: 1st 2nd Total
Arkansas 70 126 196
Opponents 54 56 110

ARKANSAS RAZORBACKS

2017-18 FINAL SEASON STATISTICS • ALL GAMES

RECORD: OVERALL HOME AWAY NEUTRAL
ALL GAMES 23-12 15-2 3-7 5-3
CONFERENCE 10-8 7-2 3-6 0-0
NON-CONFERENCE 13-4 8-0 0-1 5-3

				• TOTAL •				• 3-PTS •				• REBOUNDS •														
##	Player	GP	GS	Min	Avg	FG	FGA	Pct	3FG	FGA	Pct	FT	FTA	Pct	Off	Def	Tot	Avg	PF	FO	A	TO	Blk	Stl	Pts	Avg
00	Jaylen Barford	35	35	1094	31.3	224	477	.470	87	201	.433	93	129	.721	35	102	137	3.9	88	0	89	67	10	35	628	17.9
04	Daryl Macon	35	30	1082	30.9	174	389	.447	85	202	.421	154	176	.875	13	88	101	2.9	62	0	138	63	2	36	587	16.8
10	Daniel Gafford	35	26	790	22.6	164	271	.605	0	0	.000	85	161	.528	77	140	217	6.2	114	3	24	37	76	19	413	11.8
31	Anton Beard	35	35	1051	30.0	110	286	.385	38	116	.328	73	99	.737	20	70	90	2.6	89	1	105	45	2	32	331	9.5
23	C.J. Jones	35	0	519	14.8	80	189	.423	43	116	.371	19	24	.792	4	46	50	1.4	30	0	14	13	5	8	222	6.3
20	Darius Hall	35	5	519	14.8	64	128	.500	13	32	.406	36	64	.563	32	78	110	3.1	72	1	16	39	8	18	177	5.1
13	Dustin Thomas	26	17	500	19.2	48	94	.511	1	2	.500	34	51	.667	31	76	107	4.1	69	1	26	29	3	20	131	5.0
02	Adrio Bailey	31	16	439	14.2	53	98	.541	0	0	.000	20	33	.606	29	50	79	2.5	59	1	17	18	23	15	126	4.1
01	Trey Thompson	35	9	629	18.0	50	98	.510	0	0	.000	17	28	.607	39	98	137	3.9	76	1	53	34	29	23	117	3.3
05	Arlando Cook	28	2	292	10.4	22	49	.449	0	0	.000	6	16	.375	13	36	49	1.8	19	0	11	10	2	8	50	1.8
15	Jonathan Holmes	11	0	18	1.6	6	15	.400	2	6	.333	1	2	.500	2	1	3	0.3	1	0	1	2	0	1	15	1.4
22	Gabe Osabuohien	20	0	136	6.8	10	25	.400	0	4	.000	2	10	.200	6	22	28	1.4	21	0	7	11	3	3	22	1.1
14	JT Plummer	7	0	6	0.9	0	0	.000	0	0	.000	0	0	.000	0	0	0	0.0	0	0	0	0	0	0	0	0.0
TM	TEAM.....														50	49	99	2.8	1		13				0	
	ARKANSAS.....	35				1005	2119	.474	269	679	.396	540	793	.681	351	856	1207	34.5	701	8	501	381	163	218	2819	80.5
	Opponents.....	35				872	2028	.430	301	844	.357	602	828	.727	397	866	1263	36.1	682	14	477	490	125	167	2647	75.6

SCORE BY PERIODS: 1st 2nd OT OT2 Total
Arkansas 1318 1462 28 11 2819
Opponents 1223 1390 26 8 2647

DEADBALL REBOUNDS: OFF DEF TOTAL
Arkansas 125 24 149
Opponents 105 25 130

ARKANSAS RAZORBACKS

2017-18 RAZORBACK GAME-BY-GAME STATISTICS

Opponent	Date	Score	W/L	• TOTAL •			• 3-PTRS •			• REBOUNDS •			PF	A	TO	Blk	Stl	Pts	Avg
				FG	FGA	Pct	3FG	FGA	Pct	FT	FTA	Pct							
SAMFORD	11/10/17	95-56	W	36	63	.571	9	22	.409	14	22	.636	7	28	11	6	7	95	95.0
BUCKNELL	11/12/17	101-73	W	38	71	.535	6	15	.400	19	25	.760	16	25	13	5	10	101	98.0
FRESNO STATE	11/17/17	83-75	W	27	56	.482	4	14	.286	25	38	.658	9	24	11	6	5	83	93.0
vs Oklahoma	11/23/17	92-83	W	28	65	.431	9	18	.500	27	33	.818	10	31	16	4	8	92	92.8
vs North Carolina	11/24/17	68-87	L	27	72	.375	9	27	.333	5	8	.625	9	21	9	9	8	68	87.8
vs UCONN	11/26/17	102-67	W	33	55	.600	11	19	.579	25	33	.758	8	34	14	1	5	102	90.2
at Houston	12/02/17	65-91	L	19	55	.345	6	19	.316	21	30	.700	8	21	13	1	4	65	86.6
COLORADO STATE	12/05/17	92-66	W	35	67	.522	9	24	.375	13	18	.722	7	24	5	3	6	92	87.2
MINNESOTA	12/09/17	95-79	W	39	68	.574	10	23	.435	7	13	.538	8	25	9	9	5	95	88.1
vs Troy	12/16/17	88-63	W	34	64	.531	8	23	.348	12	19	.632	8	34	6	8	7	88	88.1
ORAL ROBERTS	12/19/17	104-69	W	41	69	.594	14	25	.560	8	15	.533	9	16	9	7	14	104	89.5
CSU BAKERSFIELD	12/27/17	95-68	W	32	68	.471	10	27	.370	21	31	.677	17	30	9	3	10	95	90.0
TENNESSEE	12/30/17	95-93	Wot	33	61	.541	8	20	.400	21	33	.636	6	28	12	7	4	95	90.4
at Mississippi State	01/02/18	75-78	L	32	62	.516	6	15	.400	5	12	.417	12	27	13	3	3	75	89.3
at Auburn	01/06/18	77-88	L	30	62	.484	4	19	.211	13	19	.684	9	26	11	4	6	77	88.5
LSU	01/10/18	54-75	L	19	57	.333	4	18	.222	12	20	.600	11	22	11	5	3	54	86.3
MISSOURI	01/13/18	65-63	W	23	50	.460	5	13	.385	14	25	.560	11	21	13	1	7	65	85.1
at Florida	01/17/18	73-88	L	29	66	.439	9	19	.474	6	15	.400	14	22	8	2	3	73	84.4
OLE MISS	01/20/18	97-93	W	29	53	.547	11	22	.500	28	35	.800	8	21	14	4	9	97	85.1
at Georgia	01/23/18	80-77	Wot	29	60	.483	11	23	.478	11	14	.786	9	19	15	2	8	80	84.8
OKLAHOMA STATE	01/27/18	66-65	W	24	61	.393	8	22	.364	10	18	.556	14	20	9	7	9	66	83.9
at Texas A&M	01/30/18	66-80	L	25	61	.410	8	22	.364	8	13	.615	8	22	13	7	7	66	83.1
at LSU	02/03/18	86-94	L	33	60	.550	3	8	.375	17	24	.708	12	18	11	2	8	86	83.2
SOUTH CAROLINA	02/06/18	81-65	W	25	53	.472	8	20	.400	23	29	.793	7	22	13	7	8	81	83.1
VANDERBILT	02/10/18	72-54	W	27	58	.466	9	17	.529	9	16	.563	8	35	15	9	6	72	82.7
at Ole Miss	02/13/18	75-64	W	26	62	.419	7	23	.304	16	27	.593	13	36	8	0	4	75	82.4
TEXAS A&M	02/17/18	94-75	W	35	71	.493	10	23	.435	14	22	.636	19	26	9	3	5	94	82.8
KENTUCKY	02/20/18	72-87	L	25	63	.397	9	26	.346	13	18	.722	11	18	9	7	3	72	82.4
at Alabama	02/24/18	76-73	W	27	57	.474	7	14	.500	15	21	.714	13	23	16	2	7	76	82.2
AUBURN	02/27/18	91-82	W	31	59	.525	10	19	.526	19	30	.633	6	33	11	8	5	91	82.5
at Missouri	03/03/18	67-77	L	25	56	.446	5	15	.333	12	15	.800	6	19	8	5	4	67	82.0
vs South Carolina	03/08/18	69-64	W	21	49	.429	4	13	.308	23	26	.885	6	23	14	7	10	69	81.6
vs Florida	03/09/18	80-72	W	28	60	.467	8	19	.421	16	24	.667	14	29	8	6	1	80	81.5
vs Tennessee	03/10/18	66-84	L	20	49	.408	6	15	.400	20	29	.690	13	13	10	2	3	66	81.1
vs Butler	03/16/18	62-79	L	20	56	.357	4	18	.222	18	23	.783	5	20	7	6	6	62	80.5
Arkansas		2819		1005	2119	.474	269	679	.396	540	793	.681	351	856	381	163	218	2819	80.5
Opponents		2647		872	2028	.430	301	844	.357	602	828	.727	397	866	490	125	167	2647	75.6

Games played: 35
 Points/game: 80.5
 FG Pct: 47.4
 3FG Pct: 39.6
 FT Pct: 68.1

Rebounds/game: 34.5
 Assists/game: 14.3
 Turnovers/game: 10.9
 Assist/turnover ratio: 1.3
 Steals/game: 6.2
 Blocks/game: 4.7



ARKANSAS RAZORBACKS

2017-18 OPPONENT GAME-BY-GAME STATISTICS

Opponent	Date	Score	W/L	• TOTAL •			• 3-PTRS •						• REBOUNDS •				PF							
				FG	FGA	Pct	3FG	FGA	Pct	FT	FTA	Pct	Off	Def	Tot	Avg		A	TO	Blk	Stl	Pts	Avg	
SAMFORD	11/10/17	95-56	W	20	61	.328	8	29	.276	8	15	.533	15	17	32	32.0	20	12	19	1	6	56	56.0	
BUCKNELL	11/12/17	101-73	W	26	58	.448	11	27	.407	10	18	.556	10	15	25	28.5	21	15	18	3	3	73	64.5	
FRESNO STATE	11/17/17	83-75	W	28	61	.459	6	16	.375	13	22	.591	12	28	40	32.3	29	11	16	2	5	75	68.0	
vs Oklahoma	11/23/17	92-83	W	30	65	.462	8	29	.276	15	20	.750	6	29	35	33.0	24	15	19	4	9	83	71.8	
vs North Carolina	11/24/17	68-87	L	31	63	.492	8	16	.500	17	21	.810	11	35	46	35.6	13	16	14	7	2	87	74.8	
vs UCONN	11/26/17	102-67	W	23	61	.377	7	26	.269	14	22	.636	8	18	26	34.0	26	9	14	1	8	67	73.5	
at Houston	12/02/17	65-91	L	29	56	.518	10	21	.476	23	28	.821	8	30	38	34.6	26	19	12	4	8	91	76.0	
COLORADO STATE	12/05/17	92-66	W	19	52	.365	9	25	.360	19	28	.679	13	25	38	35.0	18	8	19	1	3	66	74.8	
MINNESOTA	12/09/17	95-79	W	25	61	.410	5	19	.263	24	37	.649	14	25	39	35.4	19	10	10	2	3	79	75.2	
vs Troy	12/16/17	88-63	W	18	59	.305	8	29	.276	19	25	.760	9	26	35	35.4	14	9	10	4	4	63	74.0	
ORAL ROBERTS	12/19/17	104-69	W	29	55	.527	8	23	.348	3	7	.429	11	23	34	35.3	14	18	27	2	4	69	73.5	
CSU BAKERSFIELD	12/27/17	95-68	W	22	64	.344	7	29	.241	17	25	.680	14	22	36	35.3	22	13	17	4	5	68	73.1	
TENNESSEE	12/30/17	95-93	Wot	32	71	.451	11	25	.440	18	26	.692	11	30	41	35.8	27	17	14	3	5	93	74.6	
at Mississippi State	01/02/18	75-78	L	25	59	.424	4	21	.190	24	40	.600	17	22	39	36.0	11	9	7	8	8	78	74.9	
at Auburn	01/06/18	77-88	L	30	58	.517	11	20	.550	17	22	.773	5	25	30	35.6	16	15	9	3	7	88	75.7	
LSU	01/10/18	54-75	L	29	55	.527	4	18	.222	13	19	.684	7	31	38	35.8	17	18	9	3	2	75	75.7	
MISSOURI	01/13/18	65-63	W	21	50	.420	11	29	.379	10	14	.714	10	22	32	35.5	22	13	16	1	5	63	74.9	
at Florida	01/17/18	73-88	L	28	58	.483	13	25	.520	19	22	.864	10	30	40	35.8	16	14	9	6	4	88	75.7	
OLE MISS	01/20/18	97-93	W	29	60	.483	11	29	.379	24	29	.828	12	18	30	35.5	24	17	13	3	7	93	76.6	
at Georgia	01/23/18	80-77	Wot	24	55	.436	9	22	.409	20	26	.769	13	25	38	35.6	15	17	17	7	3	77	76.6	
OKLAHOMA STATE	01/27/18	66-65	W	20	52	.385	7	24	.292	18	23	.783	13	26	39	35.8	16	11	16	2	2	65	76.0	
at Texas A&M	01/30/18	66-80	L	28	59	.475	10	26	.385	14	25	.560	16	29	45	36.2	13	19	16	4	3	80	76.2	
at LSU	02/03/18	86-94	L	29	55	.527	15	30	.500	21	23	.913	8	17	25	35.7	19	17	12	7	2	94	77.0	
SOUTH CAROLINA	02/06/18	81-65	W	21	51	.412	6	18	.333	17	20	.850	10	23	33	35.6	23	17	18	2	5	65	76.5	
VANDERBILT	02/10/18	72-54	W	14	56	.250	3	26	.115	23	29	.793	10	27	37	35.6	17	4	12	4	5	54	75.6	
at Ole Miss	02/13/18	75-64	W	18	62	.290	8	25	.320	20	31	.645	15	32	47	36.1	21	11	10	1	5	64	75.2	
TEXAS A&M	02/17/18	94-75	W	24	55	.436	4	17	.235	23	35	.657	13	20	33	36.0	17	13	13	7	6	75	75.1	
KENTUCKY	02/20/18	72-87	L	31	67	.463	8	21	.381	17	20	.850	18	28	46	36.3	19	16	11	4	7	87	75.6	
at Alabama	02/24/18	76-73	W	22	49	.449	11	27	.407	18	27	.667	9	19	28	36.0	15	14	18	9	9	73	75.5	
AUBURN	02/27/18	91-82	W	22	64	.344	7	28	.250	31	34	.912	12	25	37	36.1	25	11	11	0	2	82	75.7	
at Missouri	03/03/18	67-77	L	20	48	.417	10	24	.417	27	33	.818	11	26	37	36.1	17	12	12	4	3	77	75.7	
vs South Carolina	03/08/18	69-64	W	23	60	.383	8	25	.320	10	16	.625	18	24	42	36.3	22	13	19	1	2	64	75.4	
vs Florida	03/09/18	80-72	W	25	60	.417	13	32	.406	9	14	.643	8	20	28	36.0	21	13	9	5	4	72	75.3	
vs Tennessee	03/10/18	66-84	L	28	49	.571	11	17	.647	17	20	.850	9	20	29	35.8	23	16	10	6	6	84	75.5	
vs Butler	03/16/18	62-79	L	29	59	.492	11	26	.423	10	12	.833	11	34	45	36.1	20	15	14	0	5	79	75.6	
Opponents		2647		872	2028	.430	301	844	.357	602	828	.727	397	866	1263	36.1	682	477	490	125	167	2647	75.6	
Arkansas		2819		1005	2119	.474	269	679	.396	540	793	.681	351	856	1207	34.5	701	501	381	163	218	2819	80.5	

Games played: 35
Points/game: 75.6
FG Pct: 43.0
3FG Pct: 35.7
FT Pct: 72.7

Rebounds/game: 36.1
Assists/game: 13.6
Turnovers/game: 14.0
Assist/turnover ratio: 1.0
Steals/game: 4.8
Blocks/game: 3.6



25th Anniversary


1994 NATIONAL CHAMPIONSHIP



**Record: 31-3, 14-2 SEC
NCAA CHAMPION
SEC CHAMPION**

NCAA TOURNAMENT RESULTS

RD1	def. North Carolina A&T	94-79
RD2	def. Georgetown	85-73
Sweet 16	def. Tulsa	103-84
Elite 8	def. Michigan	76-68
Final Four	def. Arizona	91-82
Championship	def. Duke	76-72



1993-94 RAZORBACKS

3	Alex Dillard	Bessemer, Ala.
12	Clint McDaniel	Tulsa, Okla.
13	John Engskov	Berryville, Ark.
14	Corey Beck	Memphis, Tenn.
15	Dwight Stewart	Memphis, Tenn.
22	Davor Rimac	Zagreb, Croatia
23	Ken Biley	Pine Bluff, Ark.
24	Ray Biggers	Houston, Texas
30	Scotty Thurman	Ruston, La.
31	Roger Crawford	Birmingham, Ala.
33	Lee Wilson	Waco, Texas
34	Corliss Williamson	Russellville, Ark.
35	Reggie Merritt	Little Rock, Ark.
40	Elmer Martin	Memphis, Tenn.
44	Darnell Robinson	Oakland, Calif.
	Nolan Richardson	Head Coach
	Nolan Richardson III	Assistant Coach
	Mike Anderson	Assistant Coach
	Brad Dunn	Assistant Coach
	Wayne Stehlik	Dir. of Operations
	Dave England	Athletic Trainer

