



ARKANSAS RAZORBACKS

GAME 3 • vs Indiana • Hardwood Showcase • Nov. 18, 2018 • 2:30 pm • Fayetteville, Ark. / Bud Walton Arena (19,200)

• GAME INFORMATION •

TV: ESPN

Karl Ravech and Dalen Cuff



RADIO: Razorback/IMG Sports Network

Chuck Barrett and Matt Zimmerman

SATELLITE: XM Channel 190 (Internet 961)

LIVE STATS: www.Arkansas.StatBroadcast.com

• THE MATCHUP •

ARKANSAS RAZORBACKS

Overall: 1-1 0-0 SEC

Head Coach: Mike Anderson (Tulsa '82)

At Arkansas: 152-87 (8th Yr) • Overall: 352-185 (17th Yr)



INDIANA HOOSIERS

Overall: 3-0 0-0 BIG TEN

Head Coach: Archie Miller (NC State '02)

At Indiana: 19-15 (2nd Yr) • Overall: 158-78 (9th Yr)



INDIANA SERIES:

- Series Tied: 1-1
- At home: 1st Meeting
- At Indiana: 0-1 (1949-50 season)
- At Neutral: 1-0 (2008 NCAA 1st Rd)

SERIES RESULTS

1949-50 at Indiana L, 50-75
11/22/08 vs Indiana (NCAA) W, 86-72

LAST TIME THEY MET:

Arkansas.....86
Indiana.....72
Mar. 22, 2008 – NCAA Tournament
East Regional – 1st Round

RALEIGH, N.C. – Sonny Weems scored a career-high 31 points while Darian Townes added 17 points and 12 rebounds to lead the ninth-seeded Razorbacks to an 86-72 victory over eighth-seeded Indiana in the first round of the NCAA East Regional.

Weems hit 12 of 14 shots from the field, including 3-of-4 from 3-point range, and all four free throws to help Arkansas shoot 54 percent from the floor, including 68 percent of its attempts in the second half.

Patrick Beverley added 12 points and five rebounds while Gary Ervin handed out seven assists for the Razorbacks.

For the Hoosiers, D.J. White had 22 points and Armon Bassett netted 21 points thanks to five treys. Arkansas held Eric Gordon, the Big Ten's Freshman of the Year and the team's leading scorer, to just 3-of-15 shooting for six points.

The Razorbacks took a lead with 8:53 left in the first half and never surrender it, including a 37-30 advantage at halftime. However, Lance Stemler pulled Indiana to two (49-47) by hitting a 3-pointer with 12:27 left to play. Arkansas answered with an 8-0 run and stayed in control the rest of the way.

Arkansas vs Big Ten in Fayetteville

11/28/81 Michigan * W, 83-72
01/21/12 #20 Michigan + W, 66-64
12/09/17 #14 Minnesota + W, 95-79
* - season opener, played in Barnhill Arena
+ - played in Bud Walton Arena.

HARDWOOD SHOWCASE

11/9 Montana St. at Indiana IU W, 80-35
11/12 UC Davis at Arkansas Ark W, 81-58
11/18 UC Davis at UT Arlington
11/18 Indiana at Arkansas
11/20 UT Arlington at Indiana
11/21 Montana St. at Arkansas
11/23 UC Davis at Indiana
11/13 UT Arlington at Arkansas

2018-19 SCHEDULE/RESULTS

(all times Central)

OVERALL: 1-1 Home: 1-0 Road: 0-0 Neutral: 0-1
SEC: 0-0 Home: 0-0 Road: 0-0

NOVEMBER (1-1)

9 Fri.	vs. Texas #	Ft. Bliss (El Paso, TX)	ESPN (OT)	L 71 73
12 Mon.	UC Davis +	Bud Walton Arena	SEC+	W 81 58
18 Sun.	Indiana +	Bud Walton Arena	ESPN	2:30 pm
21 Wed.	Montana State +	Bud Walton Arena	SEC+	7:00 pm
23 Fri.	UT Arlington +	Bud Walton Arena	SEC+	7:00 pm

DECEMBER

1 Sat.	FIU	Bud Walton Arena	SEC+	7:00 pm
5 Wed.	at Colorado State	Fort Collins, Colo.	CBS Sport Net	9:00 pm
8 Sat.	Western Kentucky	Bud Walton Arena	SEC	2:30 pm
15 Sat.	vs. UTSA !	North Little Rock	-	7:00 pm
19 Wed.	Georgia Tech	Bud Walton Arena	SEC	8:00 pm
22 Sat.	Texas State	Bud Walton Arena	SEC	1:00 pm
28 Fri.	Austin Peay	Bud Walton Arena	SEC+	7:00 pm

JANUARY

5 Sat.	at Texas A&M *	College Station, Texas	SEC	5:00 pm
9 Wed.	Florida *	Bud Walton Arena	SEC	7:30 pm
12 Sat.	LSU *	Bud Walton Arena	SEC	5:00 pm
15 Tues.	at Tennessee *	Knoxville, Tenn.	ESPN/ESPN2/ESPNU/SEC	6:00 pm
19 Sat.	at Ole Miss *	Oxford, Miss.	SEC	Noon
23 Wed.	Missouri *	Bud Walton Arena	SEC	8:00 pm
26 Sat.	at Texas Tech %	Lubbock, Texas	ESPN/ESPN2	5:00 pm
29 Tues.	Georgia *	Bud Walton Arena	ESPNU	6:00 pm

FEBRUARY

2 Sat.	at LSU *	Baton Rouge, La.	SEC	5:00 pm
5 Tues.	Vanderbilt *	Bud Walton Arena	SEC	8:00 pm
9 Sat.	at South Carolina *	Columbia, S.C.	SEC	2:30 pm
12 Tues.	at Missouri *	Columbia, Mo.	ESPN/ESPN2/ESPNU	8:00 pm
16 Sat.	Mississippi State *	Bud Walton Arena	SEC	7:30 pm
20 Wed.	at Auburn *	Auburn, Ala.	SEC	7:30 pm
23 Sat.	Texas A&M *	Bud Walton Arena	SEC	7:30 pm
26 Tues.	at Kentucky *	Lexington, Ky.	ESPN/ESPN2/SEC	8:00 pm

MARCH

2 Sat.	Ole Miss *	Bud Walton Arena	SEC	Noon
6 Wed.	at Vanderbilt *	Nashville, Tenn.	SEC	7:30 pm
9 Sat.	Alabama *	Bud Walton Arena	SEC	5:00 pm
13-17	SEC Tournament ^	Nashville, Tenn.	SEC/ESPN	TBD
20-23	NCAA 1st-2nd Rds	TBD	TBD	TBD
27-31	NCAA Regionals	TBD	TBD	TBD

APRIL

6 & 8	NCAA Final Four	Minneapolis, Minn.	CBS	TBD
-------	-----------------	--------------------	-----	-----

BOLD - Home Game * - SEC Game
- ESPN Armed Forces Classic (Fort Bliss) + - Hardwood Showcase
! - Verizon Arena % - Big 12/SEC Challenge
^ - Bridgestone Arena \$ - U.S. Bank Stadium

Versus Indiana

- Arkansas is 1-1 all-time versus Indiana and this will be the first meeting between the two storied programs in Fayetteville.
- Indiana won the first game in the series with a 75-50 decision early in the 1949-50 season in Bloomington. That game was sixth game of the year and the end of a five-game road swing that included trips to Oklahoma State, LSU, Tulane, Illinois and Indiana.
- Arkansas won the last encounter, 86-72, in the first round of the 2008 NCAA Tournament East Regional.

Last Time Out for Razorbacks

- Adrio Bailey, who scored a career-high 20 points, pumped in eight points during a 22-1 Arkansas run inside the final five minutes to give the Razorbacks an 81-58 victory over UC Davis.
- With the win, Arkansas improved to 26-0 in home openers at Bud Walton Arena and have won 45 consecutive home openers.
- The Razorbacks, which led by seven at the half, could not pull away from the Aggies early in the second half as Arkansas led by nine (63-54) with 5:19 left. With 4:55 remaining, Bailey then hit the first of six consecutive free throws - adding a jumper - to spur the 22-1 run.
- Aiding in the win, Arkansas made 21-of-27 from the free throw line in the second half while the Razorback defense held the Aggies to just 25 percent shooting and 28 points.
- Mason Jones led the Razorbacks with 21 points, making four 3-pointers, and led the team with eight rebounds, including seven in the second half. Joining Jones and Bailey in double figures were Isaiah Joe (14 pts) and Daniel Gafford (12 pts).

25th Anniversary of National Championship

- The 2018-19 season is the 25th anniversary of Arkansas defeating Duke, 76-72 in Charlotte, for the 1994 NCAA National Championship. The Razorbacks defeated Arizona, 91-82, in the Final Four.
- The 1993-94 season for the Razorbacks was:
 - 1 of 33 NCAA berths (32 appearances).
 - 1 of 6 NCAA Final Four appearances.
 - 1 of 2 NCAA Championship appearances as Arkansas returned to the national championship game the following year (1995) as well.
- The 1993-94 Razorbacks were led by Hall of Fame coach Nolan Richardson and current Head Hog Mike Anderson was an assistant on that staff.
 - Arkansas was ranked #1 nine weeks during that season, was ranked among the top 6 all season, finished with a 31-1 record and was SEC regular-season champion.
 - Current Razorback assistant coach Scotty Thurman, who scored 15 points, not only hit critical 3-pointer late in the game as the shot clock expired to break a 70-70 tie. He also hit a 3-pointer late in the first half to give Arkansas a 34-33 lead at the break.
 - Corliss Williamson had a game-high 23 points.
 - Corey Beck had a double-double (15 pts - 10 rebs).

Second Half Defense

- This season, head coach Mike Anderson has put a strong emphasis on being a better defensive team. "Some games, you may be off

COMPARING THE TEAMS

	76.0	.436	.381	.615	38.5	11.0	5.5	8.0	65.5	.317	-3.5	0.6
OFF PPG	OFF FG%	OFF 3PT%	OFF FT%	OFF RPG	ASSTS PER GM	BLKS PER GM	STEALS PER GM	OPP PPG	OPP FG%	REB MARGIN	ASST-TO RATIO	
Arkansas	93.3	.586	.355	.613	42.3	20.0	5.0	9.7	54.3	.333	+10.0	1.5
Indiana												

#FASTEST40



@RazorbackMBB



/RazorbackMBB



@RazorbackMBB



MIKE ANDERSON

HEAD COACH • TULSA '82

CAREER NUMBERS

At Arkansas: 152-87 (8 Years)

2018-19	»	1-1
2017-18	»	23-12 (NCAA First Round)
2016-17	»	26-10 (NCAA Second Round)
2015-16	»	16-16
2014-15	»	27-9 (NCAA Third Round)
2013-14	»	22-12 (NIT Second Round)
2012-13	»	19-13
2011-12	»	18-14

At Missouri: 111-57 (5 Years)

2010-11	»	23-11 (NCAA Second Round)
2009-10	»	23-11 (NCAA Second Round)
2008-09	»	31-7 (NCAA Elite Eight)
2007-08	»	16-16
2006-07	»	18-12

At UAB: 89-41 (4 Years)

2005-06	»	24-7 (NCAA First Round)
2004-05	»	22-11 (NCAA Second Round)
2003-04	»	22-10 (NCAA Sweet 16, C-USA Co-Champs)
2002-03	»	21-13 (NIT Quarterfinals)

Overall Record

352-185 (17th Year)

- 8TH SEASON AS ARKANSAS HEAD COACH
- 17TH SEASON AS HEAD COACH OVERALL
- 25TH SEASON AT ARKANSAS OVERALL

IT'S A NUMBERS GAME

Postseason Tournaments

1 2 3 4 5 6 7 8 9 10 11

20-Win Seasons

1 2 3 4 5 6 7 8 9 10 11

NCAA Tournaments

1 2 3 4 5 6 7 8 9

30-Win Seasons

1

Losing Seasons

0

PERSONAL INFO

Born: Dec. 12, 1959

Hometown: Birmingham, Ala.

Alma Mater: Tulsa (1982)

Wife: Marcheita

Children: Darcheita, Michael Jr., Yvonne

Date Named Head Coach at Arkansas: March 23, 2011

CONSISTENCY

Head coach Mike Anderson is one of just four current Division I coaches with 15-plus years of head coaching experience and zero losing seasons. He is the only coach to accomplish the feat at three different programs.

Razorback Nation welcomed home one of its own on March 23, 2011, when Mike Anderson was named the 12th head men's basketball coach in Arkansas history. Charged with bringing back the winning tradition that was synonymous with the Razorback program throughout the '80s and '90s, Anderson has accomplished that and is in his eighth season at Arkansas – 17th as a head coach.

Anderson has brought Arkansas back national relevance by leading the Razorbacks to back-to-back NCAA Tournament berths and postseason appearances in four of the last five years. The Razorbacks have won 49 games over the last two years, rank among the top three in league wins over the last six seasons and the Hogs are one of just two teams in the SEC to finish with a .500 winning percentage or better in league play over the last six years. This success has helped Arkansas' last two recruiting classes rank among the nation's top 25, snagging seven of the top eight players in the state over the span.

During his first seven seasons at Arkansas, Anderson produced a 151-86 record and was the first head coach in program history to win 18 or more games in each of his first four years. Anderson has also re-established Bud Walton Arena as one of the toughest places to play and brought excitement back to the tradition-rich program. Since his return to Fayetteville, the Razorbacks own the sixth-most home victories in the country with 110 (national leader has 118).

The success on-and-off the court has translated into great fan support as Arkansas has ranked among the top 25 in national attendance each of the last seven years, including No. 10 in 2017-18. Also, in August of 2018, Anderson was honored by the Burlsworth Foundation for his contributions to the state.

5

» At least five Arkansas players have earned SEC Academic Honor Roll honors each of the last five years.

18

» Arkansas has had 18 current and former players graduate since May 2014, averaging nearly four graduates per year.

22

» During the last five years, men's basketball has earned 22 SEC All-Academic honors, including seven in 2015-16.



PLAY HARD ACT RIGHT

2018-19 RAZORBACKS

No.	Name	Pos.	Yr.	Ht.	Wt.	Hometown	High School/Previous School
0	Desi Sills	G	Fr.	6-2	196	Jonesboro, Ark.	Jonesboro HS
1	Isaiah Joe	G	Fr.	6-5	167	Fort Smith, Ark.	Fort Smith Northside HS
2	Adrio Bailey	F	Jr.	6-6	222	Campti, La.	Lakeview HS
3	Khalil Garland	G	R-Fr.	6-5	198	Little Rock, Ark.	Parkview Magnet HS
4	Emeka Obukwelu	F	Jr.	6-8	222	Plano, Texas	West Plano HS / UT-Tyler
5	Jalen Harris	G	R-So.	6-2	166	Wilson, N.C.	Word of God Christian Acad. / New Mexico
10	Daniel Gafford	F	So.	6-11	233	El Dorado, Ark.	El Dorado HS
11	Keyshawn Embery-Simpson	G	Fr.	6-3	202	Midwest City, Okla.	IMG Academy (Fla.)
12	Ty Stevens	G	So.	6-2	180	Republic, Mo.	Republic HS
13	Mason Jones	G	So.	6-5	207	Desoto, Texas	Triple A Academy / Connors State College
15	Jonathan Holmes	G	Jr.	5-10	190	Columbia, Ill.	Columbia HS
22	Gabe Osabuohien	F	So.	6-8	221	Toronto, Canada	Southwest Christian Academy (Ark.)
23	Ibrahim Ali	F	Fr.	6-10	244	Maumelle, Ark.	Maumelle HS
24	Ethan Henderson	F	Fr.	6-8	210	Little Rock, Ark.	Parkview Magnet HS
25	Jordan Phillips	G	Fr.	6-7	209	Fort Worth, Texas	Grace Preparatory Academy
35	Reggie Chaney	F	Fr.	6-8	222	Tulsa, Okla.	Findlay Prep (Nev.)

Head Coach:	Mike Anderson	Tulsa 1982	8th year as Arkansas Head Coach
Associate Head Coach:	Melvin Watkins	Charlotte, 1977	8th year at Arkansas
Assistant Coach:	TJ Cleveland	Arkansas, 2002	8th year at Arkansas
Assistant Coach:	Scotty Thurman	Philander Smith College 2003	9th year at Arkansas
Director of Basketball Operations:	Matt Zimmerman	Arkansas, 1990	8th year at Arkansas
Dir. of Student-Athlete Development:	Jeff Daniels	Montevallo, 1982	8th year at Arkansas
Special Assistant to Head Coach:	Will Bartlett	Missouri, 2009	8th year at Arkansas
Video Coordinator:	Riley Hall	Arkansas, 2016	3rd year at Arkansas
Head Athletic Trainer:	David England	Arkansas, 1980	36th year at Arkansas
Head Strength Coach:	Dave Richardson	Louisiana-Monroe, 1989	1st year at Arkansas
Graduate Assistant:	Velton Kennedy	Arkansas, 2017	2nd year at Arkansas
Graduate Assistant:	Trey Thompson	Arkansas, 2018	1st year at Arkansas

ROSTER BY STATE

Arkansas (6)

0	Desi Sills	Jonesboro
1	Isaiah Joe	Fort Smith
3	Khalil Garland	Little Rock
10	Daniel Gafford	El Dorado
23	Ibrahim Ali	Maumelle
24	Ethan Henderson	Little Rock

Canada (1)

22	Gabe Osabuohien	Toronto
----	-----------------	---------

Illinois (1)

15	Jonathan Holmes	Columbia
----	-----------------	----------

Louisiana (1)

2	Adrio Bailey	Campti
---	--------------	--------

Missouri (1)

12	Ty Stevens	Republic
----	------------	----------

North Carolina (1)

5	Jalen Harris	Wilson
---	--------------	--------

Texas (2)

4	Emeka Obukwelu	Plano
13	Mason Jones	Desoto
25	Jordan Phillips	Fort Worth

Oklahoma (2)

11	Keyshawn Embery-Simpson	Midwest City
35	Reggie Chaney	Tulsa

PRONUNCIATION GUIDE

23	Ibrahim (Ibby)	IB-ra-him (IB-ee)
	Ali	ALL-lee
2	Adrio Bailey	A-Dree-O
4	Emeka	Eh-MEHK-uh
	Obukwelu	Oh-Boo-KWEL-lu
22	Gabe Osabuohien	oh-sah-BOY-en
0	Desi Sills	Dez-ee

ROSTER BY CLASS

Seniors (0)

Juniors (4)

2	Adrio Bailey	Junior
4	Emeka Obukwelu	Junior
15	Jonathan Holmes	Junior

Sophomores (5)

5	Jalen Harris	Redshirt Sophomore
12	Ty Stevens	Sophomore
10	Daniel Gafford	Sophomore
22	Gabe Osabuohien	Sophomore
13	Mason Jones	Sophomore

Freshmen (8)

0	Desi Sills	Freshman
1	Isaiah Joe	Freshman
3	Khalil Garland	Redshirt Freshman
11	Keyshawn Embery-Simpson	Freshman
23	Ibrahim Ali	Freshman
24	Ethan Henderson	Freshman
25	Jordan Phillips	Freshman
35	Reggie Chaney	Freshman

offensively, but defense is something we can control every game." His constant pressure defense appears to have an affect as the game wears on.

• With that, Arkansas ranks 38th in the NCAA by forcing 19.0 turnovers per game.

	FIRST HALF			SECOND HALF		
	PTS	FG%	3's	PTS	FG%	3's
- Texas	36	38.2	7	27	19.2	3
- UC Davis	30	39.3	4	28	25.0	3

Did You Know

- Of the **351 teams** in NCAA Division I Basketball:
 - ^ Only **37 teams** have gone to NCAA Tourney in 3 of last 4 years - **INCLUDING ARKANSAS.**
 - ^ Only **28 of those 37** played in last year's NCAA Tournament - **INCLUDING ARKANSAS.**
 - ^ Only **23 of those 28** played in each of the last two NCAA Tournaments - **INCLUDING ARKANSAS.**

Rare Trips for ACC & Big 10 to Bud Walton

- This year will mark just the 10th and 11th time a member of the Big Ten and/or ACC have come to Fayetteville to face the Razorbacks.
- A Big 10 team (Indiana) is coming to Fayetteville for just the fourth time. Arkansas is 3-0 versus a member of the Big 10 at home and 2-0 in Bud Walton Arena, including a 95-79 victory over 14th-ranked Minnesota last season. (Then #20 Michigan is the only other Big 10 member to come to Bud Walton Arena with the Hogs winning 66-64 on Jan. 21, 2012.) Overall, Arkansas has faced a member of the Big 10 34 times and trail in those games, 14-20. Over the 34 previous meeting with a Big 10 member, 24 have been at neutral sites (Arkansas trails 11-13).
- An ACC team (Georgia Tech) is coming to Fayetteville for just the seventh time and first time since Nov. 19, 2014 when Arkansas defeated Wake Forest, 83-53. Arkansas is 4-2 versus ACC members in games played in Fayetteville and 2-1 versus ACC members in games played in Bud Walton Arena. Overall, Arkansas has played a member of the ACC 39 previous times (Arkansas trails in such games 15-24) with 25 of those encounters coming at neutral sites (Arkansas trails 10-15).

Gafford Preseason All-SEC; Hogs Picked 10th

- Daniel Gafford was named to the SEC Men's Basketball Preseason All-Conference first team, as selected by a panel of both league and national media members.
- The Razorbacks, one of a league-record eight teams to play in the NCAA Tournament last season, were picked 10th in the preseason poll.
- The good news for Razorback fans is that Arkansas has exceeded the preseason polls in each of the last five years.


YEAR	PRESEASON	FINISH	Record • SEC
2013-14	8th	5th	22-12 • 10-8
2014-15	3rd	2nd	27-9 • 13-8
2015-16	1th	t-8th	16-16 • 9-9
2016-17	5th	t-3rd	26-10 • 12-6
2017-18	6th	t-4th	23-12 • 10-8
2018-19	10th	??	--

Sustained Success, Elite SEC Company

- The Razorbacks are one of two teams in the league to finish .500 or better in SEC play each of the last six years. For addition info, **SEE CHART ON PAGE 6.**

Lest We Forget

- Arkansas drained 39.6 percent of its 3-pointers to lead the SEC and rank 19th nationally last season.
- The Razorbacks also ranked second in the SEC in:
 - assist-to-turnover ratio (1.31)
 - overall field goal percentage (47.4)
 - scoring offense (80.5 ppg)
 - fewest turnovers per game (10.9).





0 • DESI SILLS

G • Fr. • 6-2 • 196 • Jonesboro, Ark.

Year	GP	GS	Min	Avg	FG	FGA	Pct	3FG	3FGA	Pct	FT	FTA	Pct	Off	Def	Tot	Avg	PF	FO	Ast	TO	Blk	Stl	Pts	Avg
2018-19	2	0	31	15.5	2	4	.500	1	1	1.000	0	0	.000	0	2	2	1.0	6	0	0	2	0	0	5	2.5

Getting top minutes off the bench so far (15.5) ... Was rated #3 player in the state of Arkansas and a consensus top 50 pick among the nation's top point guards ... Two-time, first team 6A All-State selection (2017 and 2018) ... Jonesboro HS won back-to-back 6A state titles.

CAREER HIGHS

PTS: 3 vs. Texas (11/09/18)
REB: 1 (2x) - last vs. UC Davis (11/12/18)
AST: --
STL: --
BLK: --



1 • ISAIAH JOE

G • Fr. • 6-5 • 167 • Fort Smith, Ark.

Year	GP	GS	Min	Avg	FG	FGA	Pct	3FG	3FGA	Pct	FT	FTA	Pct	Off	Def	Tot	Avg	PF	FO	Ast	TO	Blk	Stl	Pts	Avg
2018-19	2	2	61	30.5	10	17	.588	7	13	.538	4	6	.667	1	6	7	3.5	5	0	2	4	0	3	31	15.5

Hit 5, 3's and scored 17 in debut vs Texas ... Led Arkansas in scoring in the two exhibitions and reached double-digits in both regular-season games ... Was the USA TODAY Arkansas Player of the Year as well as the Gatorade Player of the Year for Arkansas ... Led Northside HS to consecutive 7A state titles.

CAREER HIGHS

PTS: 17 vs. Texas (11/09/18)
REB: 5 vs. UC Davis (11/12/18)
AST: 2 vs. UC Davis (11/12/18)
STL: 3 vs. UC Davis (11/12/18)
BLK: --



2 • ADRIO BAILEY

F • Jr. • 6-6 • 222 • Campti, La.

Year	GP	GS	Min	Avg	FG	FGA	Pct	3FG	3FGA	Pct	FT	FTA	Pct	Off	Def	Tot	Avg	PF	FO	Ast	TO	Blk	Stl	Pts	Avg
2018-19	2	2	61	30.5	9	13	.692	1	3	.333	9	13	.692	0	9	9	4.5	5	0	3	1	1	3	28	14.0
CAREER	60	20	700	11.7	84	150	.560	1	3	.333	35	65	.538	42	81	123	2.1	93	1	27	30	31	32	204	3.4

Represents Arkansas on the SEC Men's Basketball Leadership Council and is only scholarship upperclassman on team ... Coming off career-high 20-point effort vs UC Davis where he made 1st career 3-pointer ... Also vs UCD, scored 8 pts during 22-1 run to put game away.

CAREER HIGHS

PTS: 20 vs. UC Davis (11/12/18)
REB: 7 (2x) - last vs Oklahoma (11/23/17)
AST: 3 vs. Fresno State (11/17/17)
STL: 3 (3x) - last vs South Carolina (03/08/18)
BLK: 5 vs. North Carolina (11/24/17)



5 • JALEN HARRIS

G • R-So. • 6-2 • 166 • Wilson, N.C.

Year	GP	GS	Min	Avg	FG	FGA	Pct	3FG	3FGA	Pct	FT	FTA	Pct	Off	Def	Tot	Avg	PF	FO	Ast	TO	Blk	Stl	Pts	Avg
2018-19	2	2	67	33.5	4	18	.222	0	6	.000	5	6	.833	3	4	7	3.5	4	0	8	2	0	4	13	6.5
CAREER	33	20	706	21.4	51	125	.408	7	33	.212	43	57	.754	5	58	63	1.9	68	0	80	42	3	29	152	4.6

Leads team in minutes (34.0), assists (8-with just 2 turnovers) and steals (4) ... Redshirted at Arkansas last season as transfer ... At New Mexico in 2016-17, averaged 20.6 minutes ... Scored a career-high 15 points against Nevada with 9 boards ... Had a career-best eight assists against Utah State.

CAREER HIGHS

PTS: 15 vs. Nevada (01/07/17)
REB: 9 vs. Nevada (01/07/17)
AST: 8 vs. Utah State (01/04/17)
STL: 3 (3x) - last vs. Texas (11/09/18)
BLK: 1 (3x) - last at UNLV (02/01/17)



10 • DANIEL CAFFORD

F • So. • 6-11 • 233 • El Dorado, Ark.

Year	GP	GS	Min	Avg	FG	FGA	Pct	3FG	3FGA	Pct	FT	FTA	Pct	Off	Def	Tot	Avg	PF	FO	Ast	TO	Blk	Stl	Pts	Avg
2018-19	2	2	61	30.5	11	18	.611	0	0	.000	10	18	.556	2	14	16	8.0	5	0	2	12	6	1	32	16.0
TOTAL	37	28	851	23.0	175	289	.606	0	0	.000	95	179	.531	79	154	233	6.3	119	3	26	49	82	20	445	12.0

On Wooden Award, Naismith Trophy and Kareem Abdul-Jabbar Award Watch Lists ... Preseason 1st team All-SEC ... Consensus lottery pick in the 2019 Mock NBA Drafts ... Freshman All-SEC in 2018 ... Had 20 points and tied career high with 12 rebounds in opener vs Texas.

CAREER HIGHS

PTS: 25 vs. Fresno State (11/17/17)
REB: 12 (3x) - last vs. Texas (11/09/18)
AST: 4 vs. Oral Roberts (12/19/17)
STL: 3 vs. Ole Miss (01/20/18)
BLK: 7 (2x) - last vs. Auburn (02/27/18)



11 • KEYSHAWN EMBURY-SIMPSON

G • Fr. • 6-3 • 202 • Midwest City, Okla.

Year	GP	GS	Min	Avg	FG	FGA	Pct	3FG	3FGA	Pct	FT	FTA	Pct	Off	Def	Tot	Avg	PF	FO	Ast	TO	Blk	Stl	Pts	Avg
2018-19	2	0	27	13.5	2	8	.250	1	4	.250	2	3	.667	1	1	2	1.0	1	0	1	0	0	2	7	3.5

Shown great improvement over the last three weeks ... Played his senior year at IMG Acad. (Fla) ... Listed as a four-star recruit ... 247Sports.com also tabbed him the 22nd-best point guard in the nation ... As a junior at Midwest City HS, on The Oklahoman's Super 5 and ranked as the No. 1 player in the state.

CAREER HIGHS

PTS: 7 vs. UC Davis (11/12/18)
REB: 2 vs. Texas (11/09/18)
AST: 1 vs. UC Davis (11/12/18)
STL: 2 vs. UC Davis (11/12/18)
BLK: --



12 • TY STEVENS

G • So. • 6-2 • 180 • Republic, Mo.

Year	GP	GS	Min	Avg	FG	FGA	Pct	3FG	3FGA	Pct	FT	FTA	Pct	Off	Def	Tot	Avg	PF	FO	Ast	TO	Blk	Stl	Pts	Avg
2018-19	0	0	0	0	0	0	0	0	0	0	0	0	0	0	0	0	0	0	0	0	0	0	0	0	0

Added to 2018-19 roster after walk-on tryouts ... Carries a 4.0 GPA ... Attended University of Arkansas in 2017-18 but was not a member of the team ... At Republic HS, tabbed first team All-COC Large Boys Basketball Team.

CAREER HIGHS

PTS: 0 --
REB: 0 --
AST: 0 --
STL: 0 --
BLK: 0 --



13 • MASON JONES

G • So. • 6-5 • 207 • Desoto, Texas

Year	GP	GS	Min	Avg	FG	FGA	Pct	3FG	3FGA	Pct	FT	FTA	Pct	Off	Def	Tot	Avg	PF	FO	Ast	TO	Blk	Stl	Pts	Avg
2018-19	2	2	68	34.0	9	20	.450	6	13	.462	8	11	.727	1	13	14	7.0	5	0	5	6	1	1	32	16.0

Led the team in scoring (21) and rebounds (8) in the UC Davis win ... Kept Arkansas in the game in 1st half, scoring 17 but 7 of 8 rebs were in 2nd half ... Played one season at Connors State College (15.5 pts, 6.9 rebs) where he drained 72 3-pointers and sank 42.9 percent of his shots beyond the arc.

CAREER HIGHS

PTS: 21 vs. UC Davis (11/12/18)
REB: 8 vs. UC Davis (11/12/18)
AST: 3 vs. Texas (11/09/18)
STL: 1 vs. UC Davis (11/12/18)
BLK: 1 vs. Texas (11/09/18)



15 • JONATHAN HOLMES

G • Jr. • 5-10 • 190 • Columbia, Ill.

Year	GP	GS	Min	Avg	FG	FGA	Pct	3FG	3FGA	Pct	FT	FTA	Pct	Off	Def	Tot	Avg	PF	FO	Ast	TO	Blk	Stl	Pts	Avg
2018-19	0	0	0	0	0	0	0	0	0	0	0	0	0	0	0	0	0	0	0	0	0	0	0	0	0
CAREER	17	0	25	1.5	7	20	.350	2	10	.200	1	2	.500	2	2	4	0.2	2	0	1	2	0	1	17	1.0

Fan favorite ... Last season saw action in 11 games and scored 15 points with three rebounds ... Hit his first collegiate 3-pointer versus Bucknell and added a trey versus Troy ... As a freshman, SEC First-Year Academic Honor Roll ... Played in six games as a walk-on.

CAREER HIGHS

PTS: 3 (2x) - last vs. Oral Roberts (12/19/17)
REB: 1 (4x) - last vs Vanderbilt (02/10/18)
AST: 1 vs. Samford (11/10/17)
STL: 1 vs. Bucknell (11/12/17)
BLK: 0 --



22 • GABE OSABUOHEN

F • So. • 6-8 • 221 • Toronto, Canada

Year	GP	GS	Min	Avg	FG	FGA	Pct	3FG	3FGA	Pct	FT	FTA	Pct	Off	Def	Tot	Avg	PF	FO	Ast	TO	Blk	Stl	Pts	Avg
2018-19	2	0	25	12.5	0	7	.000	0	2	.000	1	4	.250	4	4	8	4.0	5	0	1	1	2	1	0	0.5
CAREER	22	0	161	7.3	10	32	.313	0	6	.000	3	14	.214	10	26	36	1.6	26	0	8	12	5	4	23	1.0

Pronounced oh-sah-BOY-en ... High energy guy off the bench ... Although yet to score, has been praised by coach by affecting games with steals, deflections, taking charges and rebounds ... Last year, played in 20 games, averaging 11 pts and 1.4 rebs ... Tied for the team lead in charges taken with eight.

CAREER HIGHS

PTS: 6 vs. Texas A&M (02/13/18)
REB: 5 vs. UC Davis (11/12/18)
AST: 4 vs. South Carolina (02/06/18)
STL: 1 (4x) - last vs. UC Davis (11/12/18)
BLK: 1 (5x) - last vs. UC Davis (11/12/18)



23 • IBRAHIM ALI

F • Fr. • 6-10 • 244 • Maumelle, Ark.

Year	GP	GS	Min	Avg	FG	FGA	Pct	3FG	3FGA	Pct	FT	FTA	Pct	Off	Def	Tot	Avg	PF	FO	Ast	TO	Blk	Stl	Pts	Avg
2018-19	0	0	0	0	0	0	0	0	0	0	0	0	0	0	0	0	0	0	0	0	0	0	0	0	0

Prefers to go by Ibbey (IB-ee) ... Full name is pronounced IB-ra-him Ali-Lee ... Was a three-star recruit according to Rivals.com ... Sat out 2017-18 season to work on his development.

CAREER HIGHS

PTS: --
REB: --
AST: --
STL: --
BLK: --



24 • ETHAN HENDERSON

F • Fr. • 6-8 • 210 • Little Rock, Ark.

Year	GP	GS	Min	Avg	FG	FGA	Pct	3FG	3FGA	Pct	FT	FTA	Pct	Off	Def	Tot	Avg	PF	FO	Ast	TO	Blk	Stl	Pts	Avg
2018-19	1	0	2	2.0	0	0	.000	0	0	.000	0	0	.000	0	0	0	0.0	1	0	0	1	0	0	0	0.0

Rated the top player in Arkansas by 247Sports.com, ESPN.com and Future150.com, which also tabbed him the 30th-best power forward in the nation ... Named to the USA TODAY All-Arkansas first team ... Helped Parkview HS win the 2018 and 2016 5A state championships.

CAREER HIGHS

PTS: 0
REB: 0
AST: 0
STL: 0
BLK: 0



25 • JORDAN PHILLIPS

G • Fr. • 6-7 • 209 • Fort Worth, Texas

Year	GP	GS	Min	Avg	FG	FGA	Pct	3FG	3FGA	Pct	FT	FTA	Pct	Off	Def	Tot	Avg	PF	FO	Ast	TO	Blk	Stl	Pts	Avg
2018-19	0	0	0	0	0	0	0	0	0	0	0	0	0	0	0	0	0	0	0	0	0	0	0	0	0

Had meniscus repair surgery in the summer of 2018 ... Should start fully participating in practice toward the end of November ... Rated him the 11th-best prospect in Texas and the 37th-best shooting guard in the country by 247Sports.com ... Named an All-Star by the Texas Association of Basketball Coaches.

CAREER HIGHS

PTS: --
REB: --
AST: --
STL: --
BLK: --



35 • REGGIE CHANEY

F • Fr. • 6-8 • 222 • Tulsa, Okla.

Year	GP	GS	Min	Avg	FG	FGA	Pct	3FG	3FGA	Pct	FT	FTA	Pct	Off	Def	Tot	Avg	PF	FO	Ast	TO	Blk	Stl	Pts	Avg
2018-19	2	0	22	11.0	1	5	.200	0	0	.000	1	4	.250	3	3	6	3.0	7	0	0	4	1	1	3	1.5

Named to the USA TODAY All-Nevada second team ... As a senior, contributed 13.8 points, 7.3 rebounds and 1.3 steals ... As junior at Frisco Liberty (TX) HS, rated No. 3 overall prospect from the state of Texas and was the No. 29 power forward in the country by 247Sports.com.

CAREER HIGHS

PTS: 3 vs. UC Davis (11/12/18)
REB: 5 vs. Texas (11/09/18)
AST: --
STL: 1 vs. Texas (11/09/18)
BLK: 1 vs. UC Davis (11/12/18)



3-Point Exhibition

- The Razorbacks led the SEC in 3-point field goal percentage last season, draining **39.6 percent** from long-range.
- By comparison, in the Razorbacks' **two exhibitions and two regular-season games**, Arkansas has made **39.9 percent** (37-of-93) of its 3-point shots.
- Isaiah Joe and Mason Jones look to be Arkansas' main threats this season.
 - ^ In two exhibition games and two regular-season games, Joe has made 17-of-30 (56.7 percent) from beyond the arc.
 - ^ In two exhibition games and two regular-season games, Jones has made 8-of-22, including 4-of-7 versus UC Davis.

Gafford Has Great Summer Experience

- University of Arkansas sophomore Daniel Gafford, one of the nation's premier big men, was invited to participate in the Nike Basketball Academy (Aug. 8-12) in Los Angeles.
- The annual developmental camp allowed Gafford and 24 other highly-touted college basketball players the opportunity to learn and train with current and past NBA superstars through a series of off-court workouts, drills, film sessions and 5-on-5 competition.
- Among the NBA players present this summer were LeBron James and Kevin Durant.

Gafford Leads SEC in Blocked Shots

- Daniel Gafford has turned away six shots (two versus Texas and four versus UC Davis) this season.
- He leads the SEC and ranks 18th nationally with his 3.0 blocks per game average.
- He also has five dunks in two games to date this season.

Gafford on Both Ends of the Floor Last Season

- Daniel Gafford had 76 blocked shots and recorded 75 dunks last season.
- He ranked 22nd nationally and second in the SEC with his 76 rejections.
- He threw down a school-record 75 dunks, which was more than six SEC teams last season and just two dunks behind Missouri, which finished the season with 77. Prior to Gafford's arrival, Arkansas only had 46 dunks as a team for the 2016-17 season.
- Thanks to high-percentage dunks, Gafford shot 60.5 percent from the field, which would have ranked 14th nationally and tops in the SEC. However, he did not meet the NCAA minimum of making five shots per game (averaged 4.7).

Only Other Real Experience

- Senior Adrio Bailey is the only other returning player with significant experience. He played in 31 games and started 16, including each of the last four.
- Even though he made just 53 field goals, he was second on the team with 16 dunks and third on the squad with 23 blocked shots.

The Newcomers

- The Razorbacks signed eight incoming freshmen during the 2018 early signing period, ranking as the 24th-best class in the country by ESPN.

Percentages Not in Returners Favor

- With three returning players, the 10 newcomers will be counted on heavily to fill several roles.

	Returning	Lost
Scoring	576 / 20.4%	2243 / 79.6%
• 3-Pointers Made	2 / 0.1%	267 / 99.9%
• FT Made	108 / 20.0%	432 / 80.0%
Rebounding	327 / 27.1%	880 / 72.9%
Assists	49 / 9.8%	452 / 90.2%
Blocked Shots	97 / 59.5%	66 / 40.5%
Steals	38 / 17.4%	180 / 82.6%

Arkansas is Not Just Young, But Inexperienced Too

- Arkansas is not only one of the youngest teams in the nation, but also one of the most inexperienced.

TEAMS WITH NO SENIORS	MOST FR/SO ON SCHOLARSHIP	FEWEST UPPERCLASSMEN ON SCHOLARSHIP
ARKANSAS	12 - Duquesne	1 - ARKANSAS
Seattle	11 - ARKANSAS	1 - Duquesne
Mount St. Mary's Univ.		1 - Mount St. Mary's Univ.
Cal Northridge		
Duquesne		
North Florida		
Virginia		
Cal		
MOST NEWCOMERS	FEWEST RETURNING SCHOLARSHIP PLAYERS	
13 - Detroit Mercy	1 - Chattanooga	
12 - FAU	2 - Duquesne	
12 - Seattle	2 - Drake	
11 - Missouri State	3 - ARKANSAS	
11 - Duquesne	3 - USF	
10 - Belmont	3 - MTSU	
10 - Mount St. Mary's Univ.	3 - Missouri State	
10 - New Mexico	3 - Mount Saint Mary's Univ.	
9 - ARKANSAS	3 - UTA	
9 - Pepperdine	3 - Detroit Mercy	
9 - MTSU	3 - FAU	

"We have a bunch of piglets but they are starting to develop teeth. Best thing about piglets is they grow up to be Hogs."

- Mike Anderson

THE GAFFORD FILE**2019 WOODEN AWARD WATCH LIST**

- One of 50 candidates. The John R. Wooden Award® presented by Wendy's®. Chosen by a preseason poll of national college basketball experts, the list is comprised of 50 student-athletes who are the early front-runners for the most prestigious honors in college basketball, the Wooden Award All American Team™ and Most Outstanding Player Award.

2019 CITIZEN NAISMITH TROPHY WATCH LIST

- One of 50 candidates as named by the Atlanta Tipoff Club for the 2019 Citizen Naismith Trophy Men's Player of the Year honor. A list of the mid-season 30 team will be released on Feb. 13, 2019.

2019 KAREEM ABDUL-JABBAR WATCH LIST

- One of 21 candidates as named by the Naismith Memorial Basketball Hall of Fame. The award recognizes the top centers in men's college basketball.

2018-19 PRESEASON FIRST TEAM ALL-SEC

- Media and Coaches

2017-18 SEC ALL-FRESHMAN TEAM

- Was 3x SEC Freshman of the Week

THE 2019 NBA MOCK DRAFTS

- Is projected to be a NBA Lottery pick in the 2019 draft, including (as of Oct. 20, 2018):
 - 7th by NBC Sports
 - 8th by Sports Illustrated
 - 8th by CBS Sports
 - 8th by BustingBrackets.com
 - 9th by Forbes
 - 10th by ESPN
 - 10th by NBADraft.net
 - 11th by Draftsite.com
 - 13th by BleacherReport.com
 - 14th by SBNation.com

HOW HE SPENT HIS SUMMER

- Invited to participate in the Nike Basketball Academy (Aug. 8-12) in Los Angeles. The annual developmental camp allowed Gafford and 24 other highly-touted college basketball players the opportunity to learn and train with current and past NBA superstars through a series of off-court workouts, drills, film sessions and 5-on-5 competition.
- Among the NBA players present this summer were LeBron James and Kevin Durant.



"Arkansas has a great player in Daniel Gafford, who very well could end up being the SEC Player of the Year."

- Jay Bilas
ESPN Analyst

• MISCELLANEOUS STATS •
Double-Figure Scoring Games

Player	16-17	17-18	18-19	Career
Gafford	NA	22	2	24
Bailey	1	3	2	6
Joe	NA	NA	2	2
Jones	NA	NA	2	2

20-Point Scoring Games

Player	16-17	17-18	18-19	Career
Gafford	NA	2	1	3
Bailey	0	0	1	1
Jones	NA	NA	1	1

30-Point Scoring Games

Player	16-17	17-18	18-19	Career

3 + Three-Pointers in a Game

Player	16-17	17-18	18-19	Career
Joe	NA	NA	1	1
Jones	NA	NA	1	1

5 + Three-Pointers in a Game

Player	16-17	17-18	18-19	Career
Joe	NA	NA	1	1

Double Figure Rebounding Games

Player	16-17	17-18	18-19	Career
Gafford	NA	4	1	5

Double-Doubles

Player	16-17	17-18	18-19	Career
Gafford	NA	3	1	4

5 + Assist Games

Player	16-17	17-18	18-19	Career

3 + Steals in a Game

Player	16-17	17-18	18-19	Career
Bailey	0	1	1	2
Gafford	NA	1	0	1
Jones	NA	NA	1	1
Joe	NA	NA	1	1

3 + Blocks in a Game

Player	16-17	17-18	18-19	Career
Gafford	NA	13	1	14
Bailey	0	1	0	1

Arkansas Helps SEC Boost

- Heading into this season, the SEC boasts that **(1)** a record eight teams played in the NCAA Tournament last season, **(2)** the league held a 6-4 edge in the Big 12/SEC Challenge and **(3)** four teams have recruiting classes that ranked among the nation's top 25. Arkansas played its part in all accounts.
- (1)** Arkansas reached the NCAA for the second straight year – the third time in the last four years – and played in the postseason for the fourth time in the last five years.
- (2)** Arkansas defeated Oklahoma State, 66-65, in the 2018 Big 12/SEC Challenge.
- (3)** Arkansas' incoming freshman class was ranked 25th in the nation by ESPN.com.

Anderson's Teams Take Care of the Ball

- In each of the last six years, Arkansas basketball has ranked first or second in the SEC in assist-to-turnover ratio.
- **SEC RANK IN ASSIST-TO-TURNOVER RATIO**
 - 2nd (1.31) 2017-18
 - 1st (1.46) 2015-16
 - 1st (15.3) 2013-14
 - 2nd (1.17) 2016-17
 - 2nd (1.35) 2014-15
 - 2nd (14.8) 2012-13
- Also, in Anderson's first five years, Arkansas led the SEC in turnover margin. The Razorbacks' turnover margin last season was 3.1 (same as their league-leading ratio from 2015-16 season), but it was only good for third last season.
- **SEC RANK IN TURNOVER MARGIN**
 - 1st (3.1) 2015-16
 - 1st (5.5) 2013-14
 - 1st (3.3) 2011-12
 - 1st (3.8) 2014-15
 - 1st (5.9) 2012-13

Slam Dunk

- Arkansas had four dunks in the season opener versus Texas – three by Daniel Gafford and one by Adrio Bailey – and Gafford added two versus UC Davis.
- Arkansas' 124 dunks in 2017-18 (3.5 per game) were the most of the Mike Anderson era. The only other Arkansas team to reach 100 dunks in a season was the 2014-15 team who totaled exactly 100 dunks.
- Arkansas' 12 dunks against Samford are the most rim-rockers of the Mike Anderson era in a single game with the previous high of eight coming against Mississippi State on Jan. 23, 2013.
- The Razorbacks tallied just 46 dunks in 2016-17 season in 36 games.

No Place Like Home, Especially SEC Saturdays

- In the seven years of the Mike Anderson era, Arkansas has 110 home wins, which ties for sixth-most in the NCAA over the span (the national leader has 118).
- For the second straight year, Arkansas will play five Saturday games in Bud Walton Arena, including each of the Razorbacks' last four home games of the regular season. Arkansas is an impressive 25-5 in Saturday SEC home games under eighth-year head coach Mike Anderson, including a streak of nine consecutive wins.

Familiar Foe in the Big 12/SEC Challenge

- The SEC announced the 10 match-ups for the annual Big 12/SEC Challenge which will take place Jan. 26. Arkansas will travel to Texas Tech, which reached the Elite 8 last season before falling to eventual national champion, Villanova.
- In the 78 previous meetings with the Red Raiders, Arkansas and Texas Tech are all square with each team winning 39 contests in the series.
- The last time the teams met, which was in the 2016 edition of the Big 12/SEC Challenge, the Razorbacks won, 75-68, in overtime. Arkansas has won five of the last six in the series with Texas Tech and 11 of the last 15.
- Arkansas will be playing in its fifth consecutive Big 12/SEC Challenge. The Razorbacks are 2-2 in the Big 12/SEC Challenge with wins over Texas Tech (2016) and Oklahoma State (2018). Arkansas lost at Iowa State (2015) and at Oklahoma State (2017).

MOST SEC WINS IN THE...

LAST 2 YEARS 2017-18		LAST 3 YEARS 2016-18		LAST 4 YEARS 2015-18		LAST 5 YEARS 2014-18		LAST 6 YEARS 2013-18	
1. Kentucky	26	1. Kentucky	39	1. Kentucky	57	1. Kentucky	69	1. Kentucky	81
2. Florida	25	2. Florida	34	2. ARKANSAS	44	2. Florida	60	2. Florida	74
3. ARKANSAS	22	3. ARKANSAS	31	3. Florida	42	3. ARKANSAS	54	3. ARKANSAS	64
4. Tennessee	21	4. South Carolina	30	4. Texas A&M	41	4. Texas A&M	49	4. Georgia	58
5. Auburn	20	5. Texas A&M	30	5. Georgia	37	5. Georgia	49	5. Ole Miss	57
6. South Carolina	19	6. Tennessee	27	6. South Carolina	36	6. Ole Miss	45	6. Texas A&M	56
7. Alabama	18	7. Vanderbilt	27	7. Vanderbilt	36	7. Tennessee	45	7. Tennessee	56
8. Texas A&M	17	8. Alabama	26	8. Ole Miss	36	8. Vanderbilt	43	8. Alabama	53
9. Georgia	16	9. Georgia	26	9. Tennessee	34	9. South Carolina	41	9. Vanderbilt	51
10. Vanderbilt	16	10. Auburn	25	10. Alabama	34	10. Alabama	41	10. LSU	50
11. Ole Miss	15	11. Ole Miss	25	11. LSU	32	11. LSU	41	11. South Carolina	45
12. Miss. State	15	12. Miss. State	22	12. Auburn	29	12. Auburn	35	12. Auburn	38
13. Missouri	12	13. LSU	21	13. Miss. State	28	13. Miss. State	31	13. Missouri	38
14. LSU	10	14. Missouri	15	14. Missouri	18	14. Missouri	27	14. Miss. State	35

Other Non-Conference Opponents

- Arkansas owns a 113-74 record versus its 2018-19 non-conference opponents.
- Of those combined 187 previous meetings, Arkansas and Texas have met 154 times with the Hogs owning an 87-67 advantage in the series.
- Arkansas will be facing Montana State and FIU for the first time.
- Arkansas is a combined 18-0 versus UT Arlington (7-0), UTSA (5-0), Texas State (3-0) and Austin Peay (3-0).

Half Leads to Whole

- During the Mike Anderson era, Arkansas is 125-7 in games it leads at the half, including 40 consecutive victories.

Anderson Honored by Brandon Burlsworth Foundation

- This past August, University of Arkansas head basketball coach Mike Anderson was honored at the annual Brandon Burlsworth Foundation Legends Dinner. Anderson is the ninth Legend the Burlsworth Foundation has honored.
- "The Legends Dinner recognizes a person each year who has made great contributions to our state," said Marty Burlsworth, Chairman/CEO and Founder of the Brandon Burlsworth Foundation. "Coach Anderson has a long history with the University and the state of Arkansas, so it was an easy choice for our board of directors to honor him in this way."
- Anderson is one of four Division I coaches with 15-plus years of head coaching experience and has never experienced a losing season while being the only coach to accomplish the feat at three different programs. In his first 16 years of being a head coach, Anderson has led his teams to 11 postseason berths, including nine NCAA Tournament appearances, and posted 11, 20-win seasons.
- While his on-court success is evident, Coach Anderson is equally a champion in the community. He created his own Mike Anderson Foundation, which provides funding for programs focused on preventative health care education and assists organizations that offer nutritional support for children. Anderson is active with the Yvonne Richardson Center and Samaritan's Feet. Also, each year at the annual Red-White Game, fans get in free with a canned food item, which helps support the Northwest Arkansas Food Bank. In fact, Anderson has done similar food drives as the head coach at Missouri and UAB as well as assist with Special Olympics at all three stops.



• ABOUT ARKANSAS •

ABOUT ARKANSAS

Location	Fayetteville, Ark.
Enrollment	27,558
Founded	1871
Colors	Cardinal (PMS 201) and White
Nickname.....	Razorbacks
Conference.....	Southeastern (SEC)
Arena (Capacity).....	Bud Walton Arena (19,200)

ADMINISTRATION

System President.....	Dr. Donald R. Bobbitt
Chancellor	Dr. Joseph E. Steinmetz
Athletic Director	Hunter Yurachek
Faculty Representative	Gerald Jordan

COMMUNICATIONS

Basketball SID	Mike Cawood
Email	tmcaawood@uark.edu
Cell Phone	479-236-2090
Office Phone	479-575-3114
Office Fax.....	479-575-7481
Athletic Website	ArkansasRazorbacks.com
Arkansas Ticket Office.....	479-575-5151

HISTORY

First Year	1923-24
Seasons.....	96th
Overall Conference Championships	24 (2 SEC, 22 SWC)
SEC Overall Championships	2 (1992, 1994)
SEC Division Championships	4 (1992, 1993, 1994, 1995)
SEC Tournament Championships	1 (2000)
NCAA Tournament Appearances	33*
National Championships	1 (1994)
National Runner-Up.....	1 (1995)
NCAA Final Fours.....	6 (1941, 1945, 1978, 1990, 1994, 1995)
NCAA Elite Eight	10
NCAA Sweet 16	10
NIT Record (App.).....	5-4 (3)

* - Arkansas received a bid in 1944 but was unable to participate due to a car accident. Total number of bids is 33 and total number of appearances is 32.

Mike'd Up Radio Show

- Featuring Mike Anderson and Chuck Barrett
- Live 7-8 pm at Sassy's BBQ
- First six shows at Sassy's BBQ and Grille
Steamboat Drive off Wedington
Reservations, call 479-435-6996
 - Monday, Nov. 5
 - Monday, Nov. 19
 - Monday, Nov. 26
 - Monday, Dec. 3
 - Monday, Dec. 10
 - Monday, Dec. 17
- Last six shows at Sassy's Red House
College Avenue
Reservations, call 479-856-6966
 - Monday, Jan. 7
 - Monday, Jan. 21
 - Monday, Jan. 28
 - Monday, Feb. 4
 - Monday, Feb. 18
 - Monday, Mar. 4

• MIKE ANDERSON RECORD BREAKDOWN •

Overall: **352-185 (.655)**
Home: 239-40
Away: 63-104
Neutral: 50-41

At Arkansas: **152-87 (.637)**
Home: 111-17
Away: 24-50
Neutral: 17-20

Against Ranked Teams: **29-55**
at Arkansas: 13-21
Home: 18-14, 10-5 at Arkansas
Away: 4-27, 2-9 at Arkansas
Neutral: 6-14, 0-7 at Arkansas

One-Possession Games: **46-38**
at Arkansas: 22-16
Home: 22-8, 12-3 at Arkansas
Away: 15-21, 6-8 at Arkansas
Neutral: 8-9, 3-5 at Arkansas

Decided by 5 Pts / Less: **68-60**
at Arkansas: 35-23
Home: 32-14, 18-4 at Arkansas
Away: 26-33, 13-14 at Arkansas
Neutral: 10-13, 4-5 at Arkansas

In Overtime Games: **12-12**
at Arkansas: 8-7
Home: 9-1, 6-1 at Arkansas
Away: 3-8, 2-4 at Arkansas
Neutral: 0-3, 0-2 at Arkansas

Conference Games: **155-111**
at Arkansas: 70-54
Home: 101-32, 47-15 at Arkansas
Away: 54-79, 23-39 at Arkansas

Scoring Below 50 Points: **0-4**
at Arkansas: 0-2
Home: 0-0, 0-0 at Arkansas
Away: 0-4, 0-2 at Arkansas
Neutral: 0-0, 0-0 at Arkansas

Scoring 50-59 Points: **5-27**
at Arkansas: 3-13
Home: 2-6, 2-2 at Arkansas
Away: 1-16, 0-10 at Arkansas
Neutral: 2-5, 1-1 at Arkansas

Scoring 60-69 Points: **43-69**
at Arkansas: 17-36
Home: 21-13, 11-4 at Arkansas
Away: 15-38, 4-21 at Arkansas
Neutral: 7-18, 2-11 at Arkansas

Scoring 70-79 Points: **93-58**
at Arkansas: 41-25
Home: 54-14, 24-6 at Arkansas
Away: 26-29, 12-12 at Arkansas
Neutral: 13-15, 5-7 at Arkansas

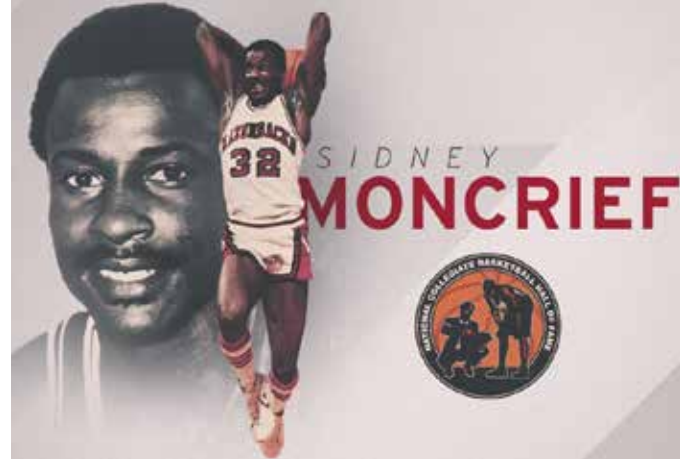
Scoring 80-89 Points: **121-24**
at Arkansas: 46-10
Home: 87-7, 37-5 at Arkansas
Away: 15-14, 4-4 at Arkansas
Neutral: 19-3, 5-1 at Arkansas

Scoring 90-99 Points: **65-1**
at Arkansas: 33-0
Home: 59-0, 30-0 at Arkansas
Away: 3-1, 1-0 at Arkansas
Neutral: 3-0, 2-0 at Arkansas

Scoring 100 or More Points: **23-1**
at Arkansas: 10-0
Home: 17-0, 8-0 at Arkansas
Away: 1-1, 1-0 at Arkansas
Neutral: 5-0, 1-0 at Arkansas

Moncrief to Be Enshrined in Hal of Fame Sunday; Joins Richardson and Sutton in Hall

- Last March, Arkansas legend Sidney Moncrief was elected to the National Collegiate Basketball Hall of Fame Class of 2018. The ceremony will take place **Sunday, Nov. 18** in Kansas City. Others being inducted into the class are Arizona's Sean Elliott, Houston's Otis Birdsong, North Carolina's Sam Perkins, Morgan State's Marvin Webster and USC's Paul Westphal will join former Charleston coach John Kresse and former Oregon Tech coach Danny Miles.
- Moncrief becomes the third Razorback to be inducted into the National Collegiate Basketball Hall of Fame, joining his former coach Eddie Sutton who was selected in 2011 and Nolan Richardson who entered in 2008. All three Arkansas legends have a banner hanging in the rafters of Bud Walton Arena.
- One of the Arkansas' famed "Triplets", Moncrief ended his career as Arkansas's leader in scoring (he ranks second now behind Todd Day) with 2,066 points from 1976-79. He poured in 600-plus points each of his last two years in Fayetteville, one of just four Razorbacks to score more than 600 points during two separate seasons.
- Moncrief helped lead Arkansas to two Elite Eight appearances and the 1978 Final Four, when the Razorbacks recorded Arkansas' first of five total 30-win seasons in program history, going 32-4 overall. A 14-time All-American, Moncrief's name is scattered all through Arkansas' record book and he was named All-Southwest Conference his last three years as a Razorback, while being named to the 1978 NCAA Tournament All-Regional West Team and to the 1979 All-Regional Midwest Team.
- Moncrief was drafted fifth overall in the 1979 NBA Draft to the Milwaukee Bucks, where he spent his first 11 NBA seasons, before finishing his career in Atlanta in 1990-91. The Little Rock native was just the second Razorback in school history to be selected in the first round of the NBA Draft and remains as the only player to be taken in the top five. While in Milwaukee, Moncrief earned All-NBA first team honors once (1983) and second team honors four times (1982-85 and 1986). The five-time All-Star was also named to the NBA's All-Defensive first team four years (1983-86) and second team in 1982, along with earning NBA Defensive Player of the Year honors two seasons (1982-83 and 1983-84). During his 12-year NBA career, Moncrief averaged 15.6 points, 4.7 rebounds and 3.6 assists per game.




Arkansas Signs Justice Hill

- Arkansas men's head basketball coach Mike Anderson announced Justice Hill signed a National Letter of Intent.
- "Obviously, we are very excited to have Justice join our family," Anderson said. "He committed to us as a freshman and has continued to grow both as a player and a person. He is an excellent student and athlete who comes from an outstanding family. Justice possesses good court vision, has really good basketball instincts and is athletic. He will be a perfect fit for our 'FASTEST40' style of play."

Justice Hill
5-11, 170, G

Little Rock, Ark. (Little Rock Christian Academy)

- Rated the #3 overall prospect in Arkansas and #36-best point guard in the nation by 247Sports.com ... Also a three-star recruit by Rivals.com, which has him as the 48th-best point guard in the nation.
- Named to the 2018 5A All-State basketball team as a junior as he averaged 19.5 points, six assists, four steals and four rebounds ... As a sophomore, averaged 15 points, four rebounds, three assist and two steals.
- Played summer ball with the Arkansas Hawks, teaming with current Razorbacks Isaiah Joe, Desi Sills and Ethan Henderson.
- Son of Dr. Fitz Hill, who was an assistant football coach at Arkansas under Jack Crowe, Danny Ford and Houston Nutt from 1992-2000 and went on to be the head coach at San Jose State (2001-04).
- Has been committed to Arkansas since his freshman year of high school.
- A standout quarterback for the Little Rock Christian football team and received several FBS football scholarship offers as well ... To date this season, has passed for 2,102 yards and 24 touchdowns while completing 72 percent of his passes Rushed for 755 yards and 16 touchdowns for the 10-1 Warriors as they prepare to meet Texarkana in the Class 5A quarterfinals.
- Finished second in the 2018 5A state championship in the high jump (6-2) and placed fifth at the state meet in the long jump (21-1.75).
- High school head coach is Clarence Finley ... Arkansas Hawks AAU coach is Bill Ingram.



• THE LAST TIME •

POINTS »

- Scored 100+ : 12/19/17 - 104 vs. Oral Roberts
- Scored 100+ in an SEC game: 02/10/15 - 101 vs. Auburn
- Scored fewer than 50: 02/09/16 - 46 at Mississippi State

Overtime Games »

- Played in an OT game: 11/09/18 vs Texas, L, 73-71 (OT)
- Played in a 2OT game: 01/23/18 at Georgia, W, 80-77 (2 OT)
- Played in a 3OT game: 02/09/80 vs. Houston, L, 90-84 (3 OT)

Versus Top-25 opponents »

- Beat an AP Top 25 team: 03/09/18 vs. No. 23 Florida, W, 80-72
- Beat an AP Top 20 team: 02/27/18 vs. No. 14 Auburn, W, 91-82
- Beat an AP Top 15 team: 02/27/18 vs. No. 14 Auburn, W, 91-82
- Beat an AP Top 10 team: 01/27/16 vs. No. 5 Texas A&M, W, 74-71
- Beat an AP Top 5 team: 01/27/16 vs. No. 5 Texas A&M, W, 74-71

Versus Top-25 opponents on the road »

- Beat an AP Top 25 team on road: 02/15/17 at No. 21 South Carolina, W, 83-76
- Beat an AP Top 5 team on road: 02/09/94 at No. 4 Kentucky, W, 90-82

Double-Doubles »

- Two players in same game: 03/09/18 vs. Florida
- Daniel Gafford (16 pts, 12 rebs) and Jaylen Barford (27 pts, 10 rebs)

3-Point Shooting »

- 10+ 3FGM in a game: 11/09/18 - 13 vs. Texas
- 15+ 3FGM in a game: 01/09/16 - 16 vs. Mississippi State

At the Charity Stripe »

- Attempted 30+ FT in a game: 11/12/18 - 41 vs. UC Davis
- MADE 20+ FTM in a game: 02/06/18 - 23 (of 29) vs. South Carolina
- MADE 25+ FTM in a game: 11/12/18 - 27 vs. UC Davis

ASSISTS »

- Had 20+ assists: 12/19/17 - 27 vs. Oral Roberts
- Had 20+ assists in back-to-back games: 12/05/17 (22 vs. Colorado State) 12/09/17 (23 vs. Minnesota)
- Had 25+ assists: 12/19/17 - 27 vs. Oral Roberts
- Had 2 players with 5+ assists: 02/27/18 vs. Auburn
- Daryl Macon - 6 and Anton Beard - 5
- Had 3 players with 5+ assists: 11/10/17 vs. Samford
- Daryl Macon - 8, Jaylen Barford & Anton Beard - 6

Points »

- Scored 30-39 points in a game: 12/30/17 - 33 by Daryl Macon vs. Tennessee
- Scored 40-49 points in a game: 01/11/92 - 43 by Todd Day vs. LSU
- Scored 50+ points in a game: 11/13/09 - 51 by Rotnei Clarke vs. Alcorn State

Double-Doubles »

- Points/Rebounds: 11/09/18 vs. Texas
- 20 pts and 12 rebs by Daniel Gafford
- Points/Assists: 02/17/16 vs. Auburn
- 12 pts and 10 asts by Jabril Durham

Rebounds »

- Had 15+ rebounds in a game: 03/07/15 - 15 by Bobby Portis vs. LSU
- Had 20+ rebounds in a game: 11/21/97 - 23 by Nick Davis vs. Jackson State

Three-Point Shooting »

- 5+ 3FGM in a game: 02/06/18 - 5 (9 att) by Jaylen Barford vs. South Carolina

AT THE CHARITY STRIPE »

- 10+ FTA in a game: 11/12/18 - 11 (9-of-11) by Adrio Bailey vs. UC Davis
- 10+ FTM in a game: 02/06/18 - 12 (of 13) by Daryl Macon vs. South Carolina

Assists »

- 5+ assists in a game: 03/08/18 vs. South Carolina (Beard - 5)
- Consecutive 5+ assists games: 02/27/18 vs. Auburn (Macon - 6) 03/03/18 at Missouri (Macon - 6)
- Three straight 5+ assists games: 01/12/18 by Daryl Macon vs. Missouri (8) 01/17/18 by Daryl Macon at Florida (5) 01/20/18 by Daryl Macon vs. Ole Miss (6)
- 10+ assists in a game: 03/05/16 - 11 by Jabril Durham vs. South Carolina
- Consecutive 10+ assists games: 01/16/10 - by Courtney Fortson vs. Alabama (10) 01/21/10 - by Courtney Fortson vs. Florida (11)

Blocks »

- Had 3+ blocks in a game: 11/12/18 - 4 by Daniel Gafford vs. UC Davis
- Had 5+ blocks in a game: 02/27/18 - 7 by Daniel Gafford vs. Auburn

Steals »

- Had 5+ steals in a game: 12/19/17 - 5 by Jaylen Barford vs. Oral Roberts
- Had consecutive 5+ steal games: 01/01/06 - by Ronnie Brewer vs. W. Illinois (5) 01/07/06 - by Ronnie Brewer vs. Miss. State (5)

• RAZORBACK/IMG SPORTS NETWORK RADIO AFFILIATES •

Batesville (Games)
Batesville (Coaches Show)
Camden (Games)
Camden (Coaches Show)
Crossett
Crossett
De Queen
DeWitt
El Dorado
Fayetteville
Fayetteville (Games)
Fayetteville

KWOZ-FM 103.3
KBTA-AM 1340
KAMD-FM 97.1
KCXY-FM 95.3
KAGH-AM 800
KAGH-FM 104.9
KDQN-FM 92.1
KDEW-FM 97.3
KAGL-FM 93.3
KOSM-FM 92.1
KYNG-AM 1500
KAKS-FM 99.5

Fayetteville
Fayetteville
Fayetteville
Forrest City
Fort Smith
Glenwood
Glenwood
Hot Springs/Mena
Jonesboro
Little Rock
Magnolia
Marshall

KUOA-AM 1290
KUOA-FM 95.3
KBVA-FM HD3 106.5
KBFC-FM 93.5
KERX-FM 95.3
KHGZ-AM 670
KHGZ-FM 98.9
KTG FM 96.3
KEGI-FM 100.5
KABZ-FM 103.7
KZHE-FM 100.5
KBCN-FM 104.3

Mena
Mena / Hot Springs
Monett, Mo.
Monticello
Morrliton
Mountain Home
Ozark
Ozark
Searcy
Texarkana, Texas
Wynne

KENA-FM 104.1
KTTG-FM 96.3
KKBL-FM 95.9
KGPO-FM 99.9
KCON-FM 99.3
KOMT-FM 93.5
KDYN-AM 1540
KDYN-FM 96.7
KRZS-FM 99.1
KKTk-AM 1400
KWYN-FM 92.5

• 2018-19 RECORD BREAKDOWN •
RECORD BREAKDOWN

At Home (Bud Walton Arena)	1-0
On The Road	0-0
Neutral	0-1
White Uniforms	1-0
Cardinal Uniforms	0-0
Anthracite Uniforms	0-0
Special Edition Armed Forces Classic Uniforms	0-1

GENERAL

When Arkansas controls the tip	0-1
When opponent controls the tip	1-0
When Arkansas scores first	1-1
When opponent scores first	0-0

LEADS AND DEFICITS

Leading at the half - home	1-0
Leading at the half - road/neutral	0-0
Tied at the half - home	0-0
Tied at the half - road/neutral	0-0
Trailing at the half - home	0-0
Trailing at the half - road/neutral	0-1
Games decided by 5 points or fewer	0-1
Games decided by 10 points or fewer	0-1
Leading with 5:00 left in regulation	1-1
Leading with 2:00 left in regulation	1-1
Overtime games	0-1

OFFENSE

Scoring less than 70 points	0-0
Scoring 70-79 points	0-1
Scoring 80-89 points	1-0
Scoring 90-99 points	0-0
Scoring 100+ points	0-0
2 Players Or Less in Double Figures	0-0
3 Players in Double Figures	0-0
4 Players in Double Figures	1-1
5 Players in Double Figures	0-0
6 Players in Double Figures	0-0
7 Players in Double Figures	0-0
1 Player Scores 20 Points	0-1
2 Players Score 20 Points	1-0
When shooting 50 percent or higher	0-0
When shooting less than 50 percent	1-1

REBOUNDING/TURNOVERS

When out-rebounding opponent	0-0
When out-rebounded	1-0
When rebounds are even	0-0
When grabbing 10+ offensive reb	0-1
When forcing 15+ turnovers	1-0
When committing less than 15 turnovers	0-0
When committing 15+ turnovers	1-1

When Top Scorer Is (Includes Ties)

Daniel Gafford	Season: 0-1	Career: 4-2
Mason Jones	Season: 1-0	Career: 1-0

When Top Rebounder Is (Includes Ties)

Daniel Gafford	Season: 0-1	Career: 14-6
Adrio Bailey	Season: 0-0	Career: 1-0
Mason Jones	Season: 1-0	Career: 1-0

Months

In November	1-1
In December	0-0
In January	0-0
In February	0-0
In March	0-0

#DUNKPALACE

DUNKS BY PLAYER CAREER '18-19

Daniel Gafford	80	5
Adrio Bailey	22	1
Gabe Osabuohien	3	-
TOTALS	105	6

6 DUNKS IN 2 GAMES

MOST DUNKS IN A HALF 2018-19

2	1st	Texas (11/09/18)
2	2nd	Texas (11/09/18)

RECORD BY DUNKS 2018-19

5+ Dunks	0-0
4+ Dunks	0-1
2+ Dunks	1-0
1 Dunk	0-0
Held Without a Dunk	0-0

**• DUNKS IN A GAME •
(ANDERSON ERA)**

Dunks	Opponent	Year
12	Samford	2017-18
8	Auburn	2017-18
8	Mississippi State	2012-13
7	Troy	2017-18
7	Fresno State	2017-18
7	Minnesota	2012-13
7	Alabama A&M	2012-13
7	Northwestern State	2015-16
7	Northwestern State	2014-15
7	Vanderbilt	2014-15





2018-19 SEC STANDINGS

THROUGH WED - NOV 14



	SEC	PCT.	HOME	AWAY	OVERALL	PCT.	HOME	ROAD	NEUTRAL	STRK
Alabama	0-0	.000	0-0	0-0	2-0	1.000	2-0	0-0	0-0	W2
Auburn	0-0	.000	0-0	0-0	3-0	1.000	3-0	0-0	0-0	W3
LSU	0-0	.000	0-0	0-0	3-0	1.000	3-0	0-0	0-0	W3
Ole Miss	0-0	.000	0-0	0-0	1-0	1.000	1-0	0-0	0-0	W1
Mississippi State	0-0	.000	0-0	0-0	2-0	1.000	2-0	0-0	0-0	W2
Tennessee	0-0	.000	0-0	0-0	3-0	1.000	3-0	0-0	0-0	W3
Vanderbilt	0-0	.000	0-0	0-0	1-0	1.000	1-0	1-0	0-0	W2
Florida	0-0	.000	0-0	0-0	2-1	.667	2-0	0-1	0-0	W2
Kentucky	0-0	.000	0-0	0-0	2-1	.667	2-0	0-0	0-1	W2
South Carolina	0-0	.000	0-0	0-0	2-1	.667	2-1	0-0	0-0	W1
Arkansas	0-0	.000	0-0	0-0	1-1	.500	1-0	0-0	0-1	W1
Georgia	0-0	.000	0-0	0-0	1-1	.500	1-0	0-1	0-0	L1
Missouri	0-0	.000	0-0	0-0	1-1	.500	1-0	0-1	0-0	L1
Texas A&M	0-0	.000	0-0	0-0	1-1	.500	1-1	0-0	0-0	L1

AP (11/11)

1	Duke (48)	2-0	1606
2	Kansas (14)	1-0	1571
3	Gonzaga	2-0	1478
4	Virginia (2)	2-0	1326
5	Tennessee (1)	2-0	1306
6	Nevada	2-0	1277
7	North Carolina	2-0	1260
8	Villanova	2-0	1139
9	Auburn	2-0	1132
10	Kentucky	1-1	1054
11	Michigan State	1-1	919
12	Kansas State	1-0	892
13	Oregon	2-0	739
14	Florida State	2-0	731
15	Syracuse	2-0	673
16	Virginia Tech	1-0	664
17	Mississippi State	2-0	549
18	Michigan	2-0	486
19	Clemson	2-0	350
20	UCLA	2-0	340
21	TCU	2-0	323
22	LSU	2-0	248
23	Purdue	2-0	218
24	Marquette	2-0	155
25	Buffalo	2-0	154

Receiving Votes: West Virginia 145, **Indiana 131**, Nebraska 41, Wisconsin 32, Washington 29, Maryland 28, Notre Dame 24, Miami 16, Ohio State 14, **Alabama 11**, Iowa State 9, **Florida 9**, Louisville 8, **Texas 6**, **Texas Tech 5**, Arizona State 4, Butler 4, Vanderbilt 4, Loyola Chicago 3, Arizona 2, St. John's 2, Marshall 2, Xavier 2, Penn 1, Furman 1, Davidson 1, Southern Illinois 1.

USA TODAY COACHES (PRE)

1	Kansas (14)	0-0	771
2	Kentucky (12)	0-0	761
3	Duke (4)	0-0	743
4	Gonzaga (1)	0-0	699
5	Virginia (1)	0-0	656
6	Tennessee	0-0	613
7	North Carolina	0-0	610
8	Villanova	0-0	543
9	Nevada	0-0	521
10	Michigan State	0-0	486
11	Kansas State	0-0	469
12	Auburn	0-0	432
13	West Virginia	0-0	343
14	Syracuse	0-0	297
15	Florida State	0-0	287
16	Oregon	0-0	280
17	Virginia Tech	0-0	272
18	Michigan	0-0	265
19	Mississippi State	0-0	213
20	UCLA	0-0	202
21	TCU	0-0	153
22	Purdue	0-0	107
23	Clemson	0-0	106
24	Washington	0-0	75
25	Nebraska	0-0	67

Receiving Votes: **LSU 65**, Loyola (Chi) 61, **Florida 52**, **Indiana 34**, Marquette 34, NC State 30, Cincinnati 30, **Alabama 28**, Maryland 26, Louisville 10, Providence 10, Buffalo 7, USC 6, Arizona 5, Butler 5, UCF 5, Wisconsin 4, Notre Dame 4, **Texas 4**, **Missouri 3**, Baylor 2, Miami 2, St. John's 1, Vanderbilt.

ARKANSAS IN THE RANKINGS

WEEK	AP	COACH	RPI
Preseason	--	--	NA
Nov. 12	--	--	NA
Nov. 19			
Nov. 26			
Dec. 3			
Dec. 10			
Dec. 17			
Dec. 24			
Dec. 31			
Jan. 7			
Jan. 14			
Jan. 21			
Jan. 28			
Feb. 4			
Feb. 11			
Feb. 18			
Feb. 25			
Mar. 4			
Mar. 11			
FINAL			

The last time Arkansas was ranked in the AP Poll...

Top 25:	#22	01/01/18
Top 15:	#15	11/14/00
Top 10:	#6	1995 Final Poll
Top 5:	#5	03/07/95
No. 1:	#1	'94-95 Preseason

Thursday, November 15	TV	CT
Alabama vs. Northeastern (Charleston, SC)	ESPN	1:00 p.m.
Texas A&M at Gonzaga	ESPN2	10:30 p.m.
Friday, November 16	TV	CT
Missouri vs. Kennesaw (St. Thomas, USVI)	--	2:00 p.m.
Sam Houston St. at Georgia	SECN+	6:00 p.m.
Louisiana Tech at LSU	SECN+	7:00 p.m.
Ole Miss at Butler	FS2	7:00 p.m.
Alcorn St. at Vanderbilt	SECN+	7:00 p.m.
Long Beach St. at Mississippi St.	SEC Network	9:00 p.m.
Alabama at Charleston Classic	TBD	TBD
Saturday, November 17	TV	CT
South Carolina vs. Providence (Uncasville, CT)	ESPN3	1:30 p.m.
INDIANA AT ARKANSAS	ESPN	2:30 P.M.
VMI at Kentucky	SEC Network	6:00 p.m.
Texas A&M vs. Minnesota (Vancouver, BC)	ESPN2	9:30 p.m.
Alabama at Charleston Classic (Charleston, SC)	TBD	TBD
Missouri at USVI Paradise Jam (St. Thomas, USVI)	--	TBD
S. Carolina at Naismith HOF Tip-Off (Uncasville, CT)	ESPN/2	TBD
Monday, November 19	TV	CT
Georgia vs. Illinois St. (Cayman Islands)	--	12:30 p.m.
Auburn vs. Xavier (Maui, Hawaii)	ESPN2	1:30 p.m.
Liberty at Vanderbilt	SECN+	7:00 p.m.
Mississippi St. vs. Arizona St. (Las Vegas, NV)	ESPNU	10:00 p.m.
Missouri at USVI Paradise Jam (St. Thomas, USVI)	--	TBD
Tuesday, November 20	TV	CT
Nicholls St. at Ole Miss	SEC Network	6:00 p.m.
Texas A&M vs. Washington (Vancouver, BC)	ESPN2	10:30 p.m.
Auburn vs. Duke/San Diego St. (Maui, Hawaii)	TBD	TBD
Georgia vs. Akron/Clemson (Grand Cayman Island)	TBD	TBD
Wednesday, November 21	TV	CT
Florida vs. Oklahoma (Paradise Island, Bahamas)	ESPN	11:00 a.m.
Winthrop at Kentucky	SEC Network	Noon
Tennessee vs. Louisville (Brooklyn, NY)	ESPN2	4:00 p.m.
MONTANA STATE AT ARKANSAS	SECN+	7:00 P.M.
Auburn vs. TBD (Maui, Hawaii)	TBD	TBD
Georgia vs. TBD (Grand Cayman Island)	TBD	TBD
Miss St. vs. St. Mary's/Utah St. (Las Vegas, NV)	TBA/ESPNU	TBD

#PROHOGS

37

» Arkansas has had 37 all-time NBA Draft selections from 35 different players in program history.

16

» The Razorbacks have 16 All-Star game appearances by Joe Johnson (7), Sidney Moncrief (5) and Alvin Robertson (4).

12

» Arkansas has 12 first round NBA Draft picks in program history with Sidney Moncrief going No. 5 overall in 1979.

#PROHOGS

Arkansas has had 29 former players go on to play in the NBA and three are currently on active rosters. Also, Corliss Williamson, currently with Phoenix, is in his sixth season as an assistant coach in the NBA.

Player	Team	Yrs	Draft Class
Patrick Beverley	Clippers	7th	2009 - 42nd (LAC)
Daryl Macon *	Mavericks	1st	2018-FA
Bobby Portis	Bulls	4th	2015 - 22nd (CHI)

* - signed two-way contract with the Mavericks and their G League affiliate Texas Legends.

G League

Jaylen Barford	Greensboro Swarm	1st Year
Dusty Hannahs	Memphis Hustle	2nd Year
Michael Qualls	Wisconsin Herd	2nd Year

Arkansas in the 2018-19 NCAA/SEC

(as of Nov. 15, 2018)

TEAM IN THE NCAA/SEC	NCAA	SEC	NO.
Assist Turnover Ratio (351 ranked)	314	14	0.67
Assists Per Game (351 ranked)	290	14	11
Blocked Shots Per Game (346 ranked)	65	5	5.5
Defensive Rebounds per Game (351 ranked)	52	5	31
Fewest Fouls (351 ranked)	175	9	44
Fewest Turnovers (351 ranked)	185	7	33
Field-Goal Percentage (351 ranked)	215	9	43.6
Field-Goal Percentage Defense (351 ranked)	13	2	31.7
Free Throw Attempts (351 ranked)	75	5	65
Free Throws Made (351 ranked)	111	6	40
Free-Throw Percentage (350 ranked)	275	13	61.5
Offensive Rebounds Per Game (350 ranked)	318	13	7.5
Personal Fouls Per Game (351 ranked)	280	12	22
Rebound Margin (351 ranked)	270	14	-3.5
Scoring Defense (351 ranked)	101	6	65.5
Scoring Margin (351 ranked)	159	8	10.5
Scoring Offense (351 ranked)	193	11	76
Steals Per Game (350 ranked)	90	8	8
Three Pt FG Defense (351 ranked)	98	4	28.3
Three-Point Field Goals Per Game (351 ranked)	154	5	8
Three-pt Field Goal Attempts (351 ranked)	266	10	42
Three-Point Field-Goal Percentage (351 ranked)	113	5	38.1
Total 3-point FGM (351 ranked)	220	7	16
Total Assists (351 ranked)	295	13	22
Total Blocks (345 ranked)	105	7	11
Total Rebounds (351 ranked)	230	11	77
Total Rebounds Per Game (351 ranked)	172	10	38.5
Total Steals (349 ranked)	155	9	16
Turnover Margin (344 ranked)	133	9	2.5
Turnovers Forced (347 ranked)	38	4	19
Turnovers Per Game (351 ranked)	282	10	16.5
Won-Lost Percentage (292 ranked)	177	9	50

RAZORBACKS IN THE NCAA/SEC

PLAYER	NCAA	SEC	NO.
3-pt Field Goal Attempts (213 ranked)	--		
Assist Turnover Ratio (249 ranked)	Jalen Harris	95	4
Assists Per Game (195 ranked)	Jalen Harris	195	8
Blocked Shots Per Game (183 ranked)	Daniel Gafford	18	1
Defensive Rebounds per Game (237 ranked)	Daniel Gafford	71	5
	Mason Jones	121	8
Double Doubles (39 ranked)	Daniel Gafford	39	3
Field-Goal Percentage (250 ranked)	Daniel Gafford	148	8
	Isaiah Joe	178	12
Free Throw Attempts (196 ranked)	Daniel Gafford	69	6
Free Throws Made (202 ranked)	Daniel Gafford	202	7
Free-Throw Percentage (243 ranked)	Jalen Harris	243	12
Minutes Per Game (246 ranked)	Mason Jones	147	2
	Jalen Harris	189	4
Offensive Rebounds Per Game (223 ranked)	--		
Points Per Game (238 ranked)	--		
Rebounds Per Game (238 ranked)	Daniel Gafford	174	12
Steals Per Game (149 ranked)	Jalen Harris	149	11
Three-Point Field Goals Per Game (224 ranked)	Isaiah Joe	64	3
	Mason Jones	99	5
Three-Point Field-Goal Percentage (245 ranked)	Isaiah Joe	106	4
	Mason Jones	173	10
Total 3-point FGM (183 ranked)	Isaiah Joe	127	3
	Mason Jones	183	6
Total Assists (242 ranked)	--		
Total Blocks (229 ranked)	Daniel Gafford	44	2
Total Field Goal Attempts (219 ranked)	--		
Total Field Goals Made (198 ranked)	--		
Total Minutes (250 ranked)	--		
Total Points (237 ranked)	--		
Total Rebounds (230 ranked)	--		
Steals (128 ranked)	--		
Triple Doubles (1 ranked)	--		

Versus 2018-19 Opponents

NON-CONFERENCE

SCHOOL	GMS PLAYED	SERIES RECORD	H	A	N	LAST MEETING
AUSTIN PEAY	3	ARKANSAS LEADS, 3-0	3-0	-	-	H - W, 99-62 (12/03/16)
UC DAVIS	2	ARKANSAS LEADS, 2-0	2-0	-	-	H - W, 81-58 (11/12/18)
COLORADO STATE	1	ARKANSAS LEADS, 1-0	1-0	-	-	H - W, 92-66 (12/05/17)
FIU	-	• FIRST MEETING •				
GEORGIA TECH	5	ARKANSAS TRAILS, 1-4	-	0-2	1-2	N - L, 73-83 (11/26/15)
INDIANA	2	SERIES TIED, 1-1	-	0-1	1-0	N - W, 86-72 (03/21/08)
MONTANA STATE	-	• FIRST MEETING •				
TEXAS	155	ARKANSAS LEADS, 87-68	46-21	27-43	14-4	N - L, 73-71 OT (11/09/18)
UT-ARLINGTON	7	ARKANSAS LEADS, 7-0	5-0	1-0	1-0	H - W, 71-67 (11/18/16)
UT-SAN ANTONIO	5	ARKANSAS LEADS, 5-0	3-0	1-0	1-0	H - W, 104-71 (12/28/13)
TEXAS STATE	3	ARKANSAS LEADS, 3-0	3-0	-	-	H - W, 73-67 (12/06/05)
TEXAS TECH	78	SERIES TIED, 39-39	24-11	11-23	4-5	H - W, 75-68 OT (01/30/16)
WESTERN KENTUCKY	6	ARKANSAS LEADS, 4-2	0-1	0-1	4-0	N - L, 63-74 (12/07/74)

SOUTHEASTERN CONFERENCE

SCHOOL	GMS PLAYED	SERIES RECORD	H	A	N	LAST MEETING
ALABAMA	61	ARKANSAS LEADS, 33-28	18-6	7-20	8-2	A - W, 76-73 (02/24/18)
• SEC ONLY	51	ARKANSAS LEADS, 27-24				
AUBURN	52	ARKANSAS LEADS, 34-18	21-5	12-13	1-1	H - W, 91-82 (02/27/18)
• SEC ONLY	51	ARKANSAS LEADS, 34-17				
FLORIDA	35	ARKANSAS TRAILS, 12-23	8-6	2-13	2-4	N - W, 80-72 (03/09/18)
• SEC ONLY	35	ARKANSAS TRAILS, 12-23				
GEORGIA	37	ARKANSAS LEADS, 22-15	10-3	6-9	6-3	A - W, 80-77 2OT (01/23/18)
• SEC ONLY	37	ARKANSAS LEADS, 22-15				
KENTUCKY	42	ARKANSAS TRAILS, 11-31	7-7	3-14	1-10	H - L, 72-87 (02/20/18)
• SEC ONLY	37	ARKANSAS TRAILS, 11-26				
LSU	65	ARKANSAS LEADS, 35-30	19-7	11-17	5-6	A - L, 86-94 (02/03/18)
• SEC ONLY	56	ARKANSAS LEADS, 31-25				
OLE MISS	79	ARKANSAS LEADS, 47-32	15-11	8-19	24-2	A - W, 75-64 (02/13/18)
• SEC ONLY	51	ARKANSAS TRAILS, 25-26				
MISSISSIPPI STATE	61	ARKANSAS LEADS, 33-28	21-6	7-21	5-1	A - L, 75-78 (01/02/18)
• SEC ONLY	52	ARKANSAS LEADS, 27-25				
MISSOURI	50	ARKANSAS LEADS, 26-23	15-9	10-14	1-0	A - L, 67-77 (03/03/18)
• SEC ONLY	12	ARKANSAS TRAILS, 7-5				
SOUTH CAROLINA	33	ARKANSAS LEADS, 20-13	11-4	6-7	3-2	N - W, 69-64 (03/08/18)
• SEC ONLY	33	ARKANSAS LEADS, 20-13				
TENNESSEE	40	SERIES TIED, 20-20	10-4	4-11	6-4	N - L, 66-84 (03/10/18)
• SEC ONLY	36	ARKANSAS TRAILS, 17-19				
TEXAS A&M	157	ARKANSAS LEADS, 102-55	57-14	38-37	7-4	H - W, 94-75 (02/17/18)
• SEC ONLY	10	ARKANSAS LEADS 6-4				
VANDERBILT	36	ARKANSAS LEADS, 24-12	14-3	6-8	4-1	H - W, 72-54 (02/10/18)
• SEC ONLY	33	ARKANSAS LEADS 22-11				

Did You Know...

IN 16 YEARS AS A HEAD COACH, MIKE ANDERSON'S TEAMS HAVE:

- RANKED AMONG THE NCAA TOP 30 IN STEALS 13 TIMES, INCLUDING FIRST FOUR TIMES AND 8 TIMES IN THE TOP 10.
- RANKED AMONG THE NCAA TOP 30 IN TURNOVER MARGIN 9 TIMES, INCLUDING FIVE TIMES IN THE TOP 5.
- RANKED AMONG THE NCAA TOP 30 IN ASSISTS PER GAME 7 TIMES, INCLUDING FIRST ONCE.
- RANKED AMONG THE NCAA TOP 30 IN SCORING OFFENSE 7 TIMES.
- RANKED AMONG THE NCAA TOP 30 IN BLOCKED SHOTS PER GAME 6 TIMES OVER THE 8 SEASONS.
- RANKED AMONG THE NCAA TOP 30 IN ASSIST-TO-TURNOVER RATIO 6 TIMES OVER THE LAST 11 SEASONS.

NOTE: NOT ALL ABOVE STATS WERE KEPT BY NCAA EVERY YEAR

ARKANSAS RAZORBACKS

2018-19 SEASON RESULTS & LEADERS

RECORD:	OVERALL	HOME	AWAY	NEUTRAL
ALL GAMES	1-1	1-0	0-0	0-1
CONFERENCE	0-0	0-0	0-0	0-0
NON-CONFERENCE	1-1	1-0	0-0	0-1

DATE	TIME (CT)	OPPONENT	TV	R E S U L T	ATTEND	RECORD (SEC)	HIGH POINTS	HIGH REBOUNDS
11/09/18	6:00 pm	# vs Texas	ESPN	(ot) 71-73 L	1400	0-1	(20)Daniel Gafford	(12)Daniel Gafford
11/12/18	7:00 pm	+ UC DAVIS	SEC Network +	W 81-58	13444	1-1	(20)Mason Jones	(8)Mason Jones
11/18/18	2:30 pm	+ INDIANA	ESPN					
11/21/18	7:00 pm	+ MONTANA STATE	SEC Network +					
11/23/18	7:00 pm	+ UT ARLINGTON	SEC Network +					
12/01/18	7:00 pm	FIU	SEC Network +					
12/05/18	9:00 pm	at Colorado State	CBS Sports Network					
12/08/18	2:30 pm	WESTERN KENTUCKY	SEC Network					
12/15/18	7:00 pm	! vs UTSA	--					
12/19/18	8:00 pm	GEORGIA TECH	SEC Network					
12/22/18	1:00 pm	TEXAS STATE	SEC Network					
12/28/18	7:00 pm	AUSTIN PEAY	SEC Network +					
01/05/19	5:00 pm	* at Texas A&M	SEC Network					
01/09/19	7:00 pm	* FLORIDA	SEC Network					
01/12/19	5:00 pm	* LSU	SEC Network					
01/15/19	6:00 pm	* at Tennessee	ESPN/ESPN2/ESPNU/SEC					
01/19/19	Noon	* at Ole Miss	SEC Network					
01/23/19	8:00 pm	* MISSOURI	SEC Network					
01/26/19	5:00 pm	% at Texas Tech	ESPN/ESPN2					
01/29/19	6:00 pm	* GEORGIA	ESPNU					
02/02/19	5:00 pm	* at LSU	SEC Network					
02/05/19	8:00 pm	* VANDERBILT	SEC Network					
02/09/19	2:30 pm	* at South Carolina	SEC Network					
02/12/19	8:00 pm	* at Missouri	ESPN/ESPN2/ESPNU					
02/16/19	7:30 pm	* MISSISSIPPI STATE	SEC Network					
02/20/19	7:30 pm	* at Auburn	SEC Network					
02/23/19	7:30 pm	* TEXAS A&M	SEC Network					
02/26/19	8:00 pm	* at Kentucky	ESPN/ESPN2/SEC					
03/02/19	Noon	* OLE MISS	SEC Network					
03/06/19	7:30 pm	* at Vanderbilt	SEC Network					
03/09/19	5:00 pm	* ALABAMA	SEC Network					
03/13-17/19	TBA	^ SEC Tournament	TBD					

Home Games in CAPS | * - Conference game | # - ESPN Armed Forces Classic (Fort Bliss - El Paso, Texas) | + = Hardwood Classic
! - at Verizon Arena (North Little Rock, Ark.) | % - Big 12/SEC Challenge | ^ - SEC Tournament (Nashville, Tenn. - Bridgestone Arena)

ATTENDANCE SUMMARY	GAMES	TOTALS	AVG/GAME
HOME	1	13444	13444
AWAY	0	0	0
NEUTRAL	1	1400	1400
TOTAL	2	14844	7422

ARKANSAS RAZORBACKS

2018-19 SEASON STATISTICS • ALL GAMES

RECORD:	OVERALL	HOME	AWAY	NEUTRAL
ALL GAMES	1-1	1-0	0-0	0-1
CONFERENCE	0-0	0-0	0-0	0-0
NON-CONFERENCE	1-1	1-0	0-0	0-1

				• TOTAL •			• 3-PTS •			• REBOUNDS •																
##	Player	GP	GS	Min	Avg	FG	FGA	Pct	3FG	FGA	Pct	FT	FTA	Pct	Off	Def	Tot	Avg	PF	FO	A	TO	Blk	Stl	Pts	Avg
10	Daniel Gafford	2	2	61	30.5	11	18	.611	0	0	.000	10	18	.556	2	14	16	8.0	5	0	2	12	6	1	32	16.0
13	Mason Jones	2	2	68	34.0	9	20	.450	6	13	.462	8	11	.727	1	13	14	7.0	5	0	5	6	1	1	32	16.0
01	Isaiah Joe	2	2	61	30.5	10	17	.588	7	13	.538	4	6	.667	1	6	7	3.5	5	0	2	4	0	3	31	15.5
02	Adrio Bailey	2	2	61	30.5	9	13	.692	1	3	.333	9	13	.692	0	9	9	4.5	5	0	3	1	1	3	28	14.0
05	Jalen Harris	2	2	67	33.5	4	18	.222	0	6	.000	5	6	.833	3	4	7	3.5	4	0	8	2	0	4	13	6.5
11	K. Embery-Simpson	2	0	27	13.5	2	8	.250	1	4	.250	2	3	.667	1	1	2	1.0	1	0	1	0	0	2	7	3.5
00	Desi Sills	2	0	31	15.5	2	4	.500	1	1	1.000	0	0	.000	0	2	2	1.0	6	0	0	2	0	0	5	2.5
35	Reggie Chaney	2	0	22	11.0	1	5	.200	0	0	.000	1	4	.250	3	3	6	3.0	7	0	0	4	1	1	3	1.5
22	Gabe Osabuohien	2	0	25	12.5	0	7	.000	0	2	.000	1	4	.250	4	4	8	4.0	5	0	1	1	2	1	1	0.5
24	Ethan Henderson	1	0	2	2.0	0	0	.000	0	0	.000	0	0	.000	0	0	0	0.0	1	0	0	1	0	0	0	0.0
TEAM.....															0	6	6	3.0	0	0				0		
Total.....		2				48	110	.436	16	42	.381	40	65	.615	15	62	77	38.5	44	0	22	33	11	16	152	76.0
Opponents.....		2				39	123	.317	17	60	.283	36	48	.750	27	57	84	42.0	57	-	21	38	5	11	131	65.5

SCORE BY PERIODS:	1st	2nd	OT	Total
Arkansas	67	77	8	152
Opponents	66	55	10	131

DEADBALL REBOUNDS:	OFF	DEF	TOTAL
Arkansas	13	3	16
Opponents	4	2	6

ARKANSAS RAZORBACKS

2018-19 RAZORBACK GAME-BY-GAME POINTS-ASSISTS-REBOUNDS

Opponent	Date	Score	WL	00	01	02	05	10	11	13	22	24	35
vs Texas	11/09/18	71-73	LOT	SILLS	JOE	BAILEY	HARRIS	GAFFORD	EMBERY-SIMPSON	JONES	OSABUOHIE	HENDERSON	CHANEY
UC DAVIS	11/12/18	81-58	W	2-1-0	14-5-2	20-4-2	2-2-4	12-4-2	7-0-1	21-8-2	0-5-1	0-0-0	3-1-0

ARKANSAS RAZORBACKS

2018-19 STARTING LINEUPS

Date	Opponent	GUARD	GUARD	GUARD	FORWARD	FORWARD	Outcome
Nov. 09	vs. Texas	Joe	Harris	Jones	Bailey	Gafford	L, 71-73 ot
Nov. 12	UC Davis	Joe	Harris	Jones	Bailey	Gafford	W, 81-58

RECORD BY LINEUP:

Joe	Harris	Jones	Bailey	Gafford	1-1
-----	--------	-------	--------	---------	-----

2018-19 RAZORBACK GAME-BY-GAME STATISTICS

Opponent	Date	Score	W/L	• TOTAL •			• 3-PTRS •						• REBOUNDS •										
				FG	FGA	Pct	3FG	FGA	Pct	FT	FTA	Pct	Off	Def	Tot	Avg	PF	A	TO	Blk	Stl	Pts	Avg
vs Texas	11/09/18	71-73	Lot	25	61	.410	8	22	.364	13	24	.542	10	36	46	46.0	23	8	18	5	6	71	71.0
UC DAVIS	11/12/18	81-58	W	23	49	.469	8	20	.400	27	41	.659	5	26	31	38.5	21	14	15	6	10	81	76.0
Arkansas		152		48	110	.436	16	42	.381	40	65	.615	15	62	77	38.5	44	22	33	11	16	152	76.0
Opponents		131		39	123	.317	17	60	.283	36	48	.750	27	57	84	42.0	57	21	38	5	11	131	65.5

Assists/game: 11.0

Turnovers/game: 16.5

Assist/turnover ratio: 0.7

Steals/game: 8.0

Blocks/game: 5.5

2018-19 OPPONENT GAME-BY-GAME STATISTICS

Opponent	Date	Score	W/L	• TOTAL •			• 3-PTRS •						• REBOUNDS •										
				FG	FGA	Pct	3FG	FGA	Pct	FT	FTA	Pct	Off	Def	Tot	Avg	PF	A	TO	Blk	Stl	Pts	Avg
vs Texas	11/09/18	71-73	Lot	21	67	.313	10	31	.323	21	30	.700	16	32	48	48.0	25	10	14	5	8	73	73.0
UC DAVIS	11/12/18	81-58	W	18	56	.321	7	29	.241	15	18	.833	11	25	36	42.0	32	11	24	0	3	58	65.5
Opponents		131		39	123	.317	17	60	.283	36	48	.750	27	57	84	42.0	57	21	38	5	11	131	65.5
Arkansas		152		48	110	.436	16	42	.381	40	65	.615	15	62	77	38.5	44	22	33	11	16	152	76.0

Assists/game: 10.5

Turnovers/game: 19.0

Assist/turnover ratio: 0.6

Steals/game: 5.5

Blocks/game: 2.5

GAME 1 Arkansas vs. Texas

Nov. 9, 2018 • Armed Forces Classic • Fort Bliss - El Paso, Texas • ESPN

Arkansas 71 • 0-1

#	Player	Total		3-Ptr		Rebounds			PF	TP	A TO Blk Stl				Min
		FG-FGA	FT-FTA	FG-FGA	FT-FTA	Off	Def	Tot			A	TO	Blk	Stl	
02	Adrio Bailey	f 4-5	0-1	0-2	0 5 5	3	8	1 1 1 1	35						
10	Daniel Gafford	f 8-15	0-0	4-9	2 10 12	3	20	0 6 2 1	33						
01	Isaiah Joe	g 6-10	5-8	0-0	0 2 2	4	17	0 1 0 0	34						
05	Jalen Harris	g 3-12	0-5	5-6	3 2 5	2	11	4 2 0 3	39						
13	Mason Jones	g 3-10	2-6	3-4	0 6 6	4	11	3 4 1 0	37						
00	Desi Sills	g 1-2	1-1	0-0	0 1 1	2	3	0 0 0 0	16						
11	K. Embery-Simpson	g 0-2	0-0	0-1	1 1 2	0	0	0 0 0 0	9						
22	Gabe Osabuohien	g 0-4	0-1	1-2	2 1 3	1	1	0 1 1 0	11						
35	Reggie Chaney	g 0-1	0-0	0-0	2 3 5	4	0	0 3 0 1	11						
	Team				0 5 5										
	Totals	25-61	8-22	13-24	10 36 46	23	71	8 18 5 6	225						
FG % 1st Half: 12-30		40.0%	2nd half: 11-24		45.8%	OT: 2-7		28.6%	Game: 25-61		41.0%	Deadball			
3FG % 1st Half: 4-9		44.4%	2nd half: 3-9		33.3%	OT: 1-4		25.0%	Game: 8-22		36.4%	Rebounds			
FT % 1st Half: 2-5		40.0%	2nd half: 8-13		61.5%	OT: 3-6		50.0%	Game: 13-24		54.2%				

Texas 73 • 1-0

#	Player	Total		3-Ptr		Rebounds			PF	TP	A TO Blk Stl				Min
		FG-FGA	FT-FTA	FG-FGA	FT-FTA	Off	Def	Tot			A	TO	Blk	Stl	
20	Jericho Sims	f 4-7	0-0	6-10	2 3 5	5	14	0 4 2 0	36						
21	Dylan Osetkowski	f 2-9	1-4	6-10	6 7 13	4	11	1 6 0 3	39						
02	Matt Coleman III	g 0-8	0-3	2-2	0 0 0	5	2	4 1 0 1	29						
12	Kerwin Roach II	g 6-18	4-11	2-2	1 10 11	2	18	2 2 0 1	39						
13	Jase Febres	g 1-6	1-5	0-0	1 0 1	0	3	0 0 0 1	21						
03	Courtney Ramey	g 4-6	2-3	0-0	0 3 3	4	10	2 0 0 0	16						
10	Jaxson Hayes	g 1-2	0-0	0-0	4 4 8	3	2	0 1 2 0	16						
33	Kamaka Hepa	g 1-2	1-1	0-0	0 1 1	0	3	0 0 0 1	5						
55	Elijah Mitrou-Long	g 2-9	1-4	5-6	0 2 2	2	10	1 0 1 1	24						
	Team				2 2 4										
	Totals	21-67	10-31	21-30	16 32 48	25	73	10 14 5 8	225						
FG % 1st Half: 13-34		38.2%	2nd half: 5-26		19.2%	OT: 3-7		42.9%	Game: 21-67		31.3%	Deadball			
3FG % 1st Half: 7-19		36.8%	2nd half: 3-10		30.0%	OT: 0-2		0.0%	Game: 10-31		32.3%	Rebounds			
FT % 1st Half: 3-4		75.0%	2nd half: 14-20		70.0%	OT: 4-6		66.7%	Game: 21-30		70.0%				

Officials: Jerry Pollard, Kip Kissinger, Keith Kimble
 Technical fouls: Arkansas-None. Texas-None.
 Attendance: 1400
 2:10 in 1st half - Flagrant 1 foul on #3 (Texas) Ramey

Score by periods	1st	2nd	OT	Total
Arkansas	30	33	8	71
Texas	36	27	10	73

GAME 2 Arkansas vs. UC Davis

Nov. 12, 2018 • Hardwood Showcase • Fayetteville, Ark - Bud Walton Arena • SEC+

UC Davis 58 • 0-3

#	Player	Total		3-Ptr		Rebounds			PF	TP	A TO Blk Stl				Min
		FG-FGA	FT-FTA	FG-FGA	FT-FTA	Off	Def	Tot			A	TO	Blk	Stl	
25	John, AJ	f 1-7	1-6	0-0	0 1 1	5	3	1 0 0 1	21						
44	Goode, Garrison	f 3-4	0-0	0-0	2 3 5	3	6	0 2 0 0	32						
00	Shorts II, TJ	g 5-12	0-2	4-4	3 5 8	2	14	4 7 0 0	35						
05	Schneider, Siler	g 3-9	2-6	0-0	1 1 2	5	8	4 5 0 1	30						
22	Mooney, Joe	g 2-6	2-6	4-6	0 1 1	4	10	1 4 0 0	19						
01	Squire, Damion	g 0-0	0-0	0-0	0 0 0	2	0	0 3 0 0	4						
02	Gonzalez, Stefan	g 2-10	2-9	3-4	0 6 6	3	9	1 3 0 0	27						
11	Fuller, Caleb	g 0-2	0-0	0-0	0 1 1	0	0	0 0 0 0	6						
13	Neufeld, Matt	g 2-5	0-0	2-2	2 4 6	3	6	0 0 0 0	17						
23	Russell, Colin	g 0-1	0-0	0-0	0 1 1	1	0	0 0 0 0	5						
21	Printup, Rogers	g 0-0	0-0	2-2	1 0 1	3	2	0 0 0 1	4						
	Team				2 2 4	1									
	Totals	18-56	7-29	15-18	11 25 36	32	58	11 24 0 3	200						
FG % 1st Half: 11-28		39.3%	2nd half: 7-28		25.0%	Game: 18-56		32.1%	Deadball						
3FG % 1st Half: 4-12		33.3%	2nd half: 3-17		17.6%	Game: 7-29		24.1%	Rebounds						
FT % 1st Half: 4-4		100.0%	2nd half: 11-14		78.6%	Game: 15-18		83.3%							

Arkansas 81 • 1-1

#	Player	Total		3-Ptr		Rebounds			PF	TP	A TO Blk Stl				Min
		FG-FGA	FT-FTA	FG-FGA	FT-FTA	Off	Def	Tot			A	TO	Blk	Stl	
02	Adrio Bailey	f 5-8	1-2	9-11	0 4 4	2	20	2 0 0 2	26						
10	Daniel Gafford	f 3-3	0-0	6-9	0 4 4	2	12	2 6 4 0	28						
01	Isaiah Joe	g 4-7	2-5	4-6	1 4 5	1	14	2 3 0 3	27						
05	Jalen Harris	g 1-6	0-1	0-0	0 2 2	2	2	4 0 0 1	28						
13	Mason Jones	g 6-10	4-7	5-7	1 7 8	1	21	2 2 0 1	31						
00	Desi Sills	g 1-2	0-0	0-0	0 1 1	4	2	0 2 0 0	15						
11	K. Embery-Simpson	g 2-6	1-4	2-2	0 0 0	1	7	1 0 0 2	18						
22	Gabe Osabuohien	g 0-3	0-1	0-2	2 3 5	4	0	1 0 1 1	14						
24	Ethan Henderson	g 0-0	0-0	0-0	0 0 0	1	0	0 1 0 0	2						
35	Reggie Chaney	g 1-4	0-0	1-4	1 0 1	3	3	0 1 1 0	11						
	Team				0 1 1										
	Totals	23-49	8-20	27-41	5 26 31	21	81	14 15 6 10	200						
FG % 1st Half: 13-28		46.4%	2nd half: 10-21		47.6%	Game: 23-49		46.9%	Deadball						
3FG % 1st Half: 5-13		38.5%	2nd half: 3-7		42.9%	Game: 8-20		40.0%	Rebounds						
FT % 1st Half: 6-14		42.9%	2nd half: 21-27		77.8%	Game: 27-41		65.9%							

Officials: Todd Austin, K.B. Burdett Jr., Hunter Allen
 Technical fouls: UC Davis-None. Arkansas-TEAM.
 Attendance: 13444
 Tickets Scanned: 6,373
 Fouled Out UC Davis: #25, John (10:17 2H); #5, Schneider (3:39 2H)

Score by periods	1st	2nd	Total
UC Davis	30	28	58
Arkansas	37	44	81

25th Anniversary


1994 NATIONAL CHAMPIONSHIP



Record: 31-3, 14-2 SEC
NCAA CHAMPION
SEC CHAMPION

NCAA TOURNAMENT RESULTS

RD1	def. North Carolina A&T	94-79
RD2	def. Georgetown	85-73
Sweet 16	def. Tulsa	103-84
Elite 8	def. Michigan	76-68
Final Four	def. Arizona	91-82
Championship	def. Duke	76-72



1993-94 RAZORBACKS

3	Alex Dillard	Bessemer, Ala.
12	Clint McDaniel	Tulsa, Okla.
13	John Engskov	Berryville, Ark.
14	Corey Beck	Memphis, Tenn.
15	Dwight Stewart	Memphis, Tenn.
22	Davor Rimac	Zagreb, Croatia
23	Ken Biley	Pine Bluff, Ark.
24	Ray Biggers	Houston, Texas
30	Scotty Thurman	Ruston, La.
31	Roger Crawford	Birmingham, Ala.
33	Lee Wilson	Waco, Texas
34	Corliss Williamson	Russellville, Ark.
35	Reggie Merritt	Little Rock, Ark.
40	Elmer Martin	Memphis, Tenn.
44	Darnell Robinson	Oakland, Calif.
	Nolan Richardson	Head Coach
	Nolan Richardson III	Assistant Coach
	Mike Anderson	Assistant Coach
	Brad Dunn	Assistant Coach
	Wayne Stehlik	Dir. of Operations
	Dave England	Athletic Trainer

