



ARKANSAS RAZORBACKS

GAME 4 • vs Montana State • Hardwood Showcase • Nov. 23, 2018 • 7 pm • Fayetteville, Ark. / Bud Walton Arena (19,200)

• GAME INFORMATION •

TV: SEC Network Plus
Brett Dolan and Kikko Haydar



RADIO: Razorback/IMG Sports Network
Chuck Barrett and Matt Zimmerman

SATELLITE: XM Channel 391 (Internet 980)

LIVE STATS: www.Arkansas.StatBroadcast.com

• THE MATCHUP •

ARKANSAS RAZORBACKS

Overall: 2-1 0-0 SEC

Head Coach: Mike Anderson (Tulsa '82)

At Arkansas: 153-87 (8th Yr) • Overall: 353-185 (17th Yr)



MONTANA STATE BOBCATS

Overall: 1-4 0-0 BIG SKY

Head Coach: Brian Fish (Marshall '89)

At Montana State: 51-79 (5th Yr) • Overall: Same



Versus Montana State

- This will be the first meeting between Arkansas and Montana State.
- Arkansas is 6-2 all time versus current Big Sky members – Idaho State (0-2), Northern Arizona (1-0), Portland State (1-0), Utah State (2-0), Weber State (2-0).

Last Time Out for Razorbacks

- Daniel Gafford had a career-high 27 points and tied his career-high with 12 rebounds to lead Arkansas to a 73-72 victory over Indiana before an ESPN national audience.
- With the game tied at 72 with 2.5 seconds left in the game, Mason Jones, who scored 11 with seven assists and no turnovers, made a free throw to give the Razorbacks a one-point lead. After an Indiana timeout, Jones missed the second free throw on purpose and Indiana's last-second, full-court heave missed to give the Razorbacks the win.
- Arkansas led by three, 72-69, after a Gafford free throw with 1:41 left in the game. Indiana committed a turnover on the ensuing possession and Jones was fouled. The sophomore missed the front end of a 1-and-1. Hoosier guard Rob Phinisee got the rebound and drained a 3-pointer on the other end to tie the game at 72 with 48 seconds left. Arkansas missed a jumper with 21 seconds left and Indiana grabbed the rebound. The Hoosiers got two cracks to win the game before Jones came down with a defensive rebound, was fouled and secured the win with his free throw.

Gafford Named SEC Player of the Week

- After posting career highs and leading the Razorbacks to a win over Indiana, Arkansas sophomore Daniel Gafford has been named the SEC Men's Basketball Player of the Week, the league announced Monday.
- Gafford scored a career-high 27 points and tied his career high with 12 rebounds while adding three blocked shots and two steals. It marked the second time in three games this season the national player of the year candidate has recorded a double-double as he had 20 points and 12 rebounds in the season-opener versus Texas.
- Gafford was most effective in the second half, scoring 19 points, grabbing seven rebounds and getting two steals. In fact, he was 9-for-10 shooting in the period while the rest of the team was just 5-of-23 from the field and scored 16 points.
- Three times in within the final 11 minutes, Indiana took a one-point lead and, each time, Gafford answered to put the Razorbacks back on top. He additionally broke a 63-63 tie with 5:46 left with one of his four dunks on the evening. In the final seconds, Gafford tipped the ball out after a missed shot that led to a Mason Jones rebound and eventual game-winning free throw with 2.5 seconds left.

25th Anniversary of National Championship

- The 2018-19 season is the 25th anniversary of Arkansas defeating Duke, 76-72 in Charlotte, for the 1994 NCAA National Championship. The Razorbacks defeated Arizona, 91-82, in the Final Four.
- The 1993-94 season for the Razorbacks was:
 - 1 of 33 NCAA berths (32 appearances).
 - 1 of 6 NCAA Final Four appearances.

MONTANA STATE SERIES:

- First Meeting
- Ark is 6-2 all time versus current Big Sky members – Idaho State (0-2), Northern Arizona (1-0), Portland State (1-0), Utah State (2-0), Weber State (2-0)

HARDWOOD SHOWCASE

- 11/9 Montana St. at Indiana IU W, 80-35
- 11/12 UC Davis at Arkansas Ark W, 81-58
- 11/18 UC Davis at UT Arlington UTA W, 68-59
- 11/18 Indiana at Arkansas Ark W, 73-72
- 11/20 UT Arlington at Indiana
- 11/21 Montana St. at Arkansas
- 11/23 UC Davis at Indiana
- 11/13 UT Arlington at Arkansas

UP NEXT:

- Arkansas will have a quick turnaround to close out the Hardwood Classic by hosting UT Arlington on Friday (Nov. 23).
- Arkansas is 7-0 all time versus the Mavericks, including a 5-0 mark at home.

2018-19 SCHEDULE/RESULTS

(all times Central)

OVERALL: 2-1 Home: 2-0 Road: 0-0 Neutral: 0-1
SEC: 0-0 Home: 0-0 Road: 0-0

NOVEMBER

(2-1)

9 Fri.	vs. Texas #	Ft. Bliss (El Paso, TX)	ESPN (OT)	L	71	73
12 Mon.	UC Davis +	Bud Walton Arena	SEC+	W	81	58
18 Sun.	Indiana +	Bud Walton Arena	ESPN	W	73	72
21 Wed.	Montana State +	Bud Walton Arena	SEC+		7:00 pm	
23 Fri.	UT Arlington +	Bud Walton Arena	SEC+		7:00 pm	

DECEMBER

1 Sat.	FIU	Bud Walton Arena	SEC+		7:00 pm	
5 Wed.	at Colorado State	Fort Collins, Colo.	CBS Sport Net		9:00 pm	
8 Sat.	Western Kentucky	Bud Walton Arena	SEC		2:30 pm	
15 Sat.	vs. UTSA !	North Little Rock	-		7:00 pm	
19 Wed.	Georgia Tech	Bud Walton Arena	SEC		8:00 pm	
22 Sat.	Texas State	Bud Walton Arena	SEC		1:00 pm	
28 Fri.	Austin Peay	Bud Walton Arena	SEC+		7:00 pm	

JANUARY

5 Sat.	at Texas A&M *	College Station, Texas	SEC		5:00 pm	
9 Wed.	Florida *	Bud Walton Arena	SEC		7:30 pm	
12 Sat.	LSU *	Bud Walton Arena	SEC		5:00 pm	
15 Tues.	at Tennessee *	Knoxville, Tenn.	ESPN/ESPN2/ESPNU/SEC		6:00 pm	
19 Sat.	at Ole Miss *	Oxford, Miss.	SEC		Noon	
23 Wed.	Missouri *	Bud Walton Arena	SEC		8:00 pm	
26 Sat.	at Texas Tech %	Lubbock, Texas	ESPN/ESPN2		5:00 pm	
29 Tues.	Georgia *	Bud Walton Arena	ESPNU		6:00 pm	

FEBRUARY

2 Sat.	at LSU *	Baton Rouge, La.	SEC		5:00 pm	
5 Tues.	Vanderbilt *	Bud Walton Arena	SEC		8:00 pm	
9 Sat.	at South Carolina *	Columbia, S.C.	SEC		2:30 pm	
12 Tues.	at Missouri *	Columbia, Mo.	ESPN/ESPN2/ESPNU		8:00 pm	
16 Sat.	Mississippi State *	Bud Walton Arena	SEC		7:30 pm	
20 Wed.	at Auburn *	Auburn, Ala.	SEC		7:30 pm	
23 Sat.	Texas A&M *	Bud Walton Arena	SEC		7:30 pm	
26 Tues.	at Kentucky *	Lexington, Ky.	ESPN/ESPN2/SEC		8:00 pm	

MARCH

2 Sat.	Ole Miss *	Bud Walton Arena	SEC		Noon	
6 Wed.	at Vanderbilt *	Nashville, Tenn.	SEC		7:30 pm	
9 Sat.	Alabama *	Bud Walton Arena	SEC		5:00 pm	
13-17	SEC Tournament ^	Nashville, Tenn.	SEC/ESPN		TBD	
20-23	NCAA 1st-2nd Rds	TBD	TBD		TBD	
27-31	NCAA Regionals	TBD	TBD		TBD	

APRIL

6 & 8	NCAA Final Four	Minneapolis, Minn.	CBS		TBD	
-------	-----------------	--------------------	-----	--	-----	--

BOLD - Home Game

* - SEC Game

- ESPN Armed Forces Classic (Fort Bliss)

+ - Hardwood Showcase

! - Verizon Arena

% - Big 12/SEC Challenge

^ - Bridgestone Arena

\$ - U.S. Bank Stadium

COMPARING THE TEAMS



75.0	.437	.338	.607	36.3	14.0	6.0	8.0	67.7	.365	-5.0	0.9
OFF PPG	OFF FG%	OFF 3PT%	OFF FT%	ASSTS PER GM	BLKS PER GM	STELS PER GM	OPP PPG	OPP FG%	REB MARGIN	ASST-TO RATIO	
67.0	.427	.313	.629	33.4	14.2	2.0	3.8	83.6	.490	-3.4	0.9

#FASTEST40



@RazorbackMBB



/RazorbackMBB



@RazorbackMBB



MIKE ANDERSON

HEAD COACH • TULSA '82

CAREER NUMBERS

At Arkansas: 153-87 (8 Years)

2018-19	»	2-1
2017-18	»	23-12 (NCAA First Round)
2016-17	»	26-10 (NCAA Second Round)
2015-16	»	16-16
2014-15	»	27-9 (NCAA Third Round)
2013-14	»	22-12 (NIT Second Round)
2012-13	»	19-13
2011-12	»	18-14

At Missouri: 111-57 (5 Years)

2010-11	»	23-11 (NCAA Second Round)
2009-10	»	23-11 (NCAA Second Round)
2008-09	»	31-7 (NCAA Elite Eight)
2007-08	»	16-16
2006-07	»	18-12

At UAB: 89-41 (4 Years)

2005-06	»	24-7 (NCAA First Round)
2004-05	»	22-11 (NCAA Second Round)
2003-04	»	22-10 (NCAA Sweet 16, C-USA Co-Champs)
2002-03	»	21-13 (NIT Quarterfinals)

Overall Record

353-185 (17th Year)

- 8TH SEASON AS ARKANSAS HEAD COACH
- 17TH SEASON AS HEAD COACH OVERALL
- 25TH SEASON AT ARKANSAS OVERALL

IT'S A NUMBERS GAME

Postseason Tournaments

1 2 3 4 5 6 7 8 9 10 11

20-Win Seasons

1 2 3 4 5 6 7 8 9 10 11

NCAA Tournaments

1 2 3 4 5 6 7 8 9

30-Win Seasons

1

Losing Seasons

0

PERSONAL INFO

Born: Dec. 12, 1959

Hometown: Birmingham, Ala.

Alma Mater: Tulsa (1982)

Wife: Marcheita

Children: Darcheita, Michael Jr., Yvonne

Date Named Head Coach at Arkansas: March 23, 2011

CONSISTENCY

Head coach Mike Anderson is one of just four current Division I coaches with 15-plus years of head coaching experience and zero losing seasons. He is the only coach to accomplish the feat at three different programs.

Razorback Nation welcomed home one of its own on March 23, 2011, when Mike Anderson was named the 12th head men's basketball coach in Arkansas history. Charged with bringing back the winning tradition that was synonymous with the Razorback program throughout the '80s and '90s, Anderson has accomplished that and is in his eighth season at Arkansas – 17th as a head coach.

Anderson has brought Arkansas back national relevance by leading the Razorbacks to back-to-back NCAA Tournament berths and postseason appearances in four of the last five years. The Razorbacks have won 49 games over the last two years, rank among the top three in league wins over the last six seasons and the Hogs are one of just two teams in the SEC to finish with a .500 winning percentage or better in league play over the last six years. This success has helped Arkansas' last two recruiting classes rank among the nation's top 25, snagging seven of the top eight players in the state over the span.

During his first seven seasons at Arkansas, Anderson produced a 151-86 record and was the first head coach in program history to win 18 or more games in each of his first four years. Anderson has also re-established Bud Walton Arena as one of the toughest places to play and brought excitement back to the tradition-rich program. Since his return to Fayetteville, the Razorbacks own the sixth-most home victories in the country with 110 (national leader has 118).

The success on-and-off the court has translated into great fan support as Arkansas has ranked among the top 25 in national attendance each of the last seven years, including No. 10 in 2017-18. Also, in August of 2018, Anderson was honored by the Burlsworth Foundation for his contributions to the state.

5

» At least five Arkansas players have earned SEC Academic Honor Roll honors each of the last five years.

18

» Arkansas has had 18 current and former players graduate since May 2014, averaging nearly four graduates per year.

22

» During the last five years, men's basketball has earned 22 SEC All-Academic honors, including seven in 2015-16.



PLAY HARD ACT RIGHT

2018-19 RAZORBACKS

No.	Name	Pos.	Yr.	Ht.	Wt.	Hometown	High School/Previous School
0	Desi Sills	G	Fr.	6-2	196	Jonesboro, Ark.	Jonesboro HS
1	Isaiah Joe	G	Fr.	6-5	167	Fort Smith, Ark.	Fort Smith Northside HS
2	Adrio Bailey	F	Jr.	6-6	222	Campti, La.	Lakeview HS
3	Khalil Garland	G	R-Fr.	6-5	198	Little Rock, Ark.	Parkview Magnet HS
4	Emeka Obukwelu	F	Jr.	6-8	222	Plano, Texas	West Plano HS / UT-Tyler
5	Jalen Harris	G	R-So.	6-2	166	Wilson, N.C.	Word of God Christian Acad. / New Mexico
10	Daniel Gafford	F	So.	6-11	233	El Dorado, Ark.	El Dorado HS
11	Keyshawn Embery-Simpson	G	Fr.	6-3	202	Midwest City, Okla.	IMG Academy (Fla.)
12	Ty Stevens	G	So.	6-2	180	Republic, Mo.	Republic HS
13	Mason Jones	G	So.	6-5	207	Desoto, Texas	Triple A Academy / Connors State College
15	Jonathan Holmes	G	Jr.	5-10	190	Columbia, Ill.	Columbia HS
22	Gabe Osabuohien	F	So.	6-8	221	Toronto, Canada	Southwest Christian Academy (Ark.)
23	Ibrahim Ali	F	Fr.	6-10	244	Maumelle, Ark.	Maumelle HS
24	Ethan Henderson	F	Fr.	6-8	210	Little Rock, Ark.	Parkview Magnet HS
25	Jordan Phillips	G	Fr.	6-7	209	Fort Worth, Texas	Grace Preparatory Academy
35	Reggie Chaney	F	Fr.	6-8	222	Tulsa, Okla.	Findlay Prep (Nev.)

Head Coach:	Mike Anderson	Tulsa 1982	8th year as Arkansas Head Coach
Associate Head Coach:	Melvin Watkins	Charlotte, 1977	8th year at Arkansas
Assistant Coach:	TJ Cleveland	Arkansas, 2002	8th year at Arkansas
Assistant Coach:	Scotty Thurman	Philander Smith College 2003	9th year at Arkansas
Director of Basketball Operations:	Matt Zimmerman	Arkansas, 1990	8th year at Arkansas
Dir. of Student-Athlete Development:	Jeff Daniels	Montevallo, 1982	8th year at Arkansas
Special Assistant to Head Coach:	Will Bartlett	Missouri, 2009	8th year at Arkansas
Video Coordinator:	Riley Hall	Arkansas, 2016	3rd year at Arkansas
Head Athletic Trainer:	David England	Arkansas, 1980	36th year at Arkansas
Head Strength Coach:	Dave Richardson	Louisiana-Monroe, 1989	1st year at Arkansas
Graduate Assistant:	Velton Kennedy	Arkansas, 2017	2nd year at Arkansas
Graduate Assistant:	Trey Thompson	Arkansas, 2018	1st year at Arkansas

ROSTER BY STATE

Arkansas (6)

0	Desi Sills	Jonesboro
1	Isaiah Joe	Fort Smith
3	Khalil Garland	Little Rock
10	Daniel Gafford	El Dorado
23	Ibrahim Ali	Maumelle
24	Ethan Henderson	Little Rock

Canada (1)

22	Gabe Osabuohien	Toronto
----	-----------------	---------

Illinois (1)

15	Jonathan Holmes	Columbia
----	-----------------	----------

Louisiana (1)

2	Adrio Bailey	Campti
---	--------------	--------

Missouri (1)

12	Ty Stevens	Republic
----	------------	----------

North Carolina (1)

5	Jalen Harris	Wilson
---	--------------	--------

Texas (2)

4	Emeka Obukwelu	Plano
13	Mason Jones	Desoto
25	Jordan Phillips	Fort Worth

Oklahoma (2)

11	Keyshawn Embery-Simpson	Midwest City
35	Reggie Chaney	Tulsa

PRONUNCIATION GUIDE

23	Ibrahim (Ibby)	IB-ra-him (IB-ee)
	Ali	ALL-lee
2	Adrio Bailey	A-Dree-O
4	Emeka	Eh-MEHK-uh
	Obukwelu	Oh-Boo-KWEL-lu
22	Gabe Osabuohien	oh-sah-BOY-en
0	Desi Sills	Dez-ee

ROSTER BY CLASS

Seniors (0)

Juniors (4)

2	Adrio Bailey	Junior
4	Emeka Obukwelu	Junior
15	Jonathan Holmes	Junior

Sophomores (5)

5	Jalen Harris	Redshirt Sophomore
12	Ty Stevens	Sophomore
10	Daniel Gafford	Sophomore
22	Gabe Osabuohien	Sophomore
13	Mason Jones	Sophomore

Freshmen (8)

0	Desi Sills	Freshman
1	Isaiah Joe	Freshman
3	Khalil Garland	Redshirt Freshman
11	Keyshawn Embery-Simpson	Freshman
23	Ibrahim Ali	Freshman
24	Ethan Henderson	Freshman
25	Jordan Phillips	Freshman
35	Reggie Chaney	Freshman



ALI Ibrahim / #23 BAILEY Adrio / #2 CHANEY Reggie / #35 EMBERY-SIMPSON Keyshawn / #11 GAFFORD Daniel / #10 GARLAND Khalil / #3 HARRIS Jalen / #5 HENDERSON Ethan / #24



HOLMES Jonathan / #15 JOE Isaiah / #1 JONES Mason / #13 OBUKWELU Emeka / #4 OSABUOHIE Gabe / #22 PHILLIPS Jordan / #2 SILLS Desi / #0 STEVENS Ty / #12

- 1 of 2 NCAA Championship appearances as Arkansas returned to the national championship game the following year (1995) as well.

- The 1993-94 Razorbacks were led by Hall of Fame coach Nolan Richardson and current Head Hog Mike Anderson was an assistant on that staff.

- Arkansas was ranked #1 nine weeks during that season, was ranked among the top 6 all season, finished with a 31-1 record and was SEC regular-season champion.

- Current Razorback assistant coach Scotty Thurman, who scored 15 points, not only hit critical 3-pointer late in the game as the shot clock expired to break a 70-70 tie. He also hit a 3-pointer late in the first half to give Arkansas a 34-33 lead at the break.

- Corliss Williamson had a game-high 23 points.

- Corey Beck had a double-double (15 pts - 10 rebs).

In the NCAA/SEC

	Category	Number	NCAA/SEC
• TEAM	Blocked Shots	6.0/gm	26th/4th
	Turnovers Forced	18.67/gm	30th/3rd
	FG% Defense	.365	42nd/3rd
• Daniel Gafford	Blocked Shots	3.0/gm	14th/1st
	FG%	.697	20th/1st
	Double-Doubles	2	21st/1st
• Mason Jones	Defensive Rebs.	7.0/gm	50th/2nd
	Overall Rebounds	9.3/gm	61st/2nd
	Minutes Played	35:20/gm	69th/1st
• Isaiah Joe	3FG Made	3.33/gm	56th/3rd

Half Leads to Whole

- During the Mike Anderson era, Arkansas is 127-7 in games it leads at the half, including 42 consecutive victories.

Did You Know

- Of the **351 teams** in NCAA Division I Basketball:
 - ^ Only **37 teams** have gone to NCAA Tourney in 3 of last 4 years - **INCLUDING ARKANSAS.**
 - ^ Only **28 of those 37** played in last year's NCAA Tournament - **INCLUDING ARKANSAS.**
 - ^ Only **23 of those 28** played in each of the last two NCAA Tournaments - **INCLUDING ARKANSAS.**

Gafford Preseason All-SEC; Hogs Picked 10th

- Daniel Gafford was named to the SEC Men's Basketball Preseason All-Conference first team, as selected by a panel of both league and national media members.

- The Razorbacks, one of a league-record eight teams to play in the NCAA Tournament last season, were picked 10th in the preseason poll.

- The good news for Razorback fans is that Arkansas has exceeded the preseason polls in each of the last five years.

YEAR	PRESEASON	FINISH	Record • SEC
2013-14	8th	5th	22-12 • 10-8
2014-15	3rd	2nd	27-9 • 13-8
2015-16	1th	t-8th	16-16 • 9-9
2016-17	5th	t-3rd	26-10 • 12-6
2017-18	6th	t-4th	23-12 • 10-8
2018-19	10th	??	--

Sustained Success, Elite SEC Company

- The Razorbacks are one of two teams in the league to finish .500 or better in SEC play each of the last six years. For addition info, **SEE CHART ON PAGE 6.**

Gafford Has Great Summer Experience

- University of Arkansas sophomore Daniel Gafford, one of the nation's premier big men, was invited to participate in the Nike Basketball Academy (Aug. 8-12) in Los Angeles.

- The annual developmental camp allowed Gafford and 24 other highly-touted college basketball players the opportunity to learn and train with current and past NBA superstars through a series of off-court workouts, drills, film sessions and 5-on-5 competition.

- Among the NBA players present this summer were LeBron James and Kevin Durant.



0 • DESI SILLS

G • Fr. • 6-2 • 196 • Jonesboro, Ark.

Year	GP	GS	Min	Avg	FG	FGA	Pct	3FG	3FGA	Pct	FT	FTA	Pct	Off	Def	Tot	Avg	PF	FO	Ast	TO	Blk	Stl	Pts	Avg
2018-19	3	0	42	14.0	2	6	.333	1	2	.500	2	2	1.000	0	3	3	1.0	7	0	2	3	0	1	7	2.3

Getting top minutes off the bench so far (14.0) ... Was rated #3 player in the state of Arkansas and a consensus top 50 pick among the nation's top point guards ... Two-time, first team 6A All-State selection (2017 and 2018) ... Jonesboro HS won back-to-back 6A state titles.

CAREER HIGHS

PTS: 3 vs. Texas (11/09/18)
REB: 1 (3x) - last vs. Indiana (11/18/18)
AST: 2 vs. Indiana (11/18/18)
STL: 1 vs. Indiana (11/18/18)
BLK: --



1 • ISAIAH JOE

G • Fr. • 6-5 • 167 • Fort Smith, Ark.

Year	GP	GS	Min	Avg	FG	FGA	Pct	3FG	3FGA	Pct	FT	FTA	Pct	Off	Def	Tot	Avg	PF	FO	Ast	TO	Blk	Stl	Pts	Avg
2018-19	3	3	94	31.3	15	32	.469	10	24	.417	4	6	.667	1	8	9	3.0	5	0	5	5	0	4	44	14.7

Hit 5, 3's and scored 17 in debut vs Texas ... Reached double-digits in all three regular-season games ... Was the USA TODAY Arkansas Player of the Year as well as the Gatorade Player of the Year for Arkansas ... Led Northside HS to consecutive 7A state titles.

CAREER HIGHS

PTS: 17 vs. Texas (11/09/18)
REB: 5 vs. UC Davis (11/12/18)
AST: 3 vs. Indiana (11/18/18)
STL: 3 vs. UC Davis (11/12/18)
BLK: --



2 • ADRIO BAILEY

F • Jr. • 6-6 • 222 • Campti, La.

Year	GP	GS	Min	Avg	FG	FGA	Pct	3FG	3FGA	Pct	FT	FTA	Pct	Off	Def	Tot	Avg	PF	FO	Ast	TO	Blk	Stl	Pts	Avg
2018-19	3	3	86	28.7	11	20	.550	1	4	.250	9	13	.692	0	10	10	3.3	8	0	4	1	1	4	32	10.7
CAREER	61	21	725	11.9	86	157	.548	1	4	.250	35	65	.538	42	82	124	2.0	96	1	28	30	31	33	208	3.4

Represents Arkansas on the SEC Men's Basketball Leadership Council and is only scholarship upperclassman on team ... Had career-high 20-point effort vs UC Davis where he made 1st career 3-pointer ... Also vs UCD, scored 8 pts during 22-1 run to put game away.

CAREER HIGHS

PTS: 20 vs. UC Davis (11/12/18)
REB: 7 (2x) - last vs. Oklahoma (11/23/17)
AST: 3 vs. Fresno State (11/17/17)
STL: 3 (3x) - last vs. South Carolina (03/08/18)
BLK: 5 vs. North Carolina (11/24/17)



5 • JALEN HARRIS

G • R-So. • 6-2 • 166 • Wilson, N.C.

Year	GP	GS	Min	Avg	FG	FGA	Pct	3FG	3FGA	Pct	FT	FTA	Pct	Off	Def	Tot	Avg	PF	FO	Ast	TO	Blk	Stl	Pts	Avg
2018-19	3	3	92	30.7	5	23	.217	1	9	.111	7	8	.875	3	6	9	3.0	7	0	12	4	0	5	18	6.0
CAREER	34	21	731	21.5	52	130	.400	8	36	.222	45	59	.763	5	60	65	1.9	71	0	84	44	3	30	157	4.6

Leads team in assists (12-with just 4 turnovers) and steals (5) ... Redshirted at Arkansas last season as transfer ... At New Mexico in 2016-17, averaged 20.6 minutes ... Scored a career-high 15 points against Nevada with 9 boards ... Had a career-best eight assists against Utah State.

CAREER HIGHS

PTS: 15 vs. Nevada (01/07/17)
REB: 9 vs. Nevada (01/07/17)
AST: 8 vs. Utah State (01/04/17)
STL: 3 (3x) - last vs. Texas (11/09/18)
BLK: 1 (3x) - last at UNLV (02/01/17)



10 • DANIEL CAFFORD

F • So. • 6-11 • 233 • El Dorado, Ark.

Year	GP	GS	Min	Avg	FG	FGA	Pct	3FG	3FGA	Pct	FT	FTA	Pct	Off	Def	Tot	Avg	PF	FO	Ast	TO	Blk	Stl	Pts	Avg
2018-19	3	3	92	30.7	23	33	.697	0	0	.000	13	26	.500	7	21	28	9.3	7	0	2	15	9	3	59	19.7
CAREER	38	29	882	23.2	187	304	.615	0	0	.000	98	187	.524	84	161	245	6.4	121	3	26	52	85	22	472	12.4

On Wooden Award, Naismith Trophy and Kareem Abdul-Jabbar Award Watch Lists ... Preseason 1st team All-SEC ... Consensus lottery pick in the 2019 Mock NBA Drafts ... Nov. 19 SEC Player of the Week ... Had 20 pts & tied career high with 12 rebounds vs Texas ... Career-highs 27 pts and 12 rebounds vs. Indiana.

CAREER HIGHS

PTS: 27 vs. Indiana (11/18/18)
REB: 12 (4x) - last vs. Indiana (11/18/18)
AST: 4 vs. Oral Roberts (12/19/17)
STL: 3 vs. Ole Miss (01/20/18)
BLK: 7 (2x) - last vs. Auburn (02/27/18)



11 • KEYSHAWN EMBURY-SIMPSON

G • Fr. • 6-3 • 202 • Midwest City, Okla.

Year	GP	GS	Min	Avg	FG	FGA	Pct	3FG	3FGA	Pct	FT	FTA	Pct	Off	Def	Tot	Avg	PF	FO	Ast	TO	Blk	Stl	Pts	Avg
2018-19	3	0	41	13.7	3	13	.231	1	6	.167	2	3	.667	1	3	4	1.3	4	0	2	0	1	2	9	3.0

Second in minutes off the bench (13.7) ... Played his senior year at IMG Acad. (Fla) ... Listed as a four-star recruit ... 247Sports.com also tabbed him the 22nd-best point guard in the nation ... As a junior at Midwest City HS, on The Oklahoman's Super 5 and ranked as the No. 1 player in the state.

CAREER HIGHS

PTS: 7 vs. UC Davis (11/12/18)
REB: 2 (2x) - last vs. Indiana (11/18/18)
AST: 1 (2x) - last vs. Indiana (11/18/18)
STL: 2 vs. UC Davis (11/12/18)
BLK: 1 vs. Indiana (11/18/18)



12 • TY STEVENS

G • So. • 6-2 • 180 • Republic, Mo.

Year	GP	GS	Min	Avg	FG	FGA	Pct	3FG	3FGA	Pct	FT	FTA	Pct	Off	Def	Tot	Avg	PF	FO	Ast	TO	Blk	Stl	Pts	Avg
2018-19	0	0	0	0	0	0	0	0	0	0	0	0	0	0	0	0	0	0	0	0	0	0	0	0	0

Added to 2018-19 roster after walk-on tryouts ... Carries a 4.0 GPA ... Attended University of Arkansas in 2017-18 but was not a member of the team ... At Republic HS, tabbed first team All-COC Large Boys Basketball Team.

CAREER HIGHS

PTS: 0 --
REB: 0 --
AST: 0 --
STL: 0 --
BLK: 0 --



13 • MASON JONES

G • So. • 6-5 • 207 • Desoto, Texas

Year	GP	GS	Min	Avg	FG	FGA	Pct	3FG	3FGA	Pct	FT	FTA	Pct	Off	Def	Tot	Avg	PF	FO	Ast	TO	Blk	Stl	Pts	Avg
2018-19	3	3	106	33.3	12	28	.429	7	17	.412	12	17	.706	1	18	19	6.3	7	0	12	6	1	2	43	14.3

Had game-winning rebound and FT vs Indiana, a game he had 7 assists and no TO ... Led the team in scoring (21) and rebounds (8) in the UC Davis win ... Kept Arkansas in the game in 1st half, scoring 17 but 7 of 8 rebs were in 2nd half ... Played one season at Connors State College (15.5 pts, 6.9 rebs).

CAREER HIGHS

PTS: 21 vs. UC Davis (11/12/18)
REB: 8 vs. UC Davis (11/12/18)
AST: 7 vs. Indiana (11/18/18)
STL: 1 (2x) - last vs. Indiana (11/18/18)
BLK: 1 vs. Texas (11/09/18)



15 • JONATHAN HOLMES

G • Jr. • 5-10 • 190 • Columbia, Ill.

Year	GP	GS	Min	Avg	FG	FGA	Pct	3FG	3FGA	Pct	FT	FTA	Pct	Off	Def	Tot	Avg	PF	FO	Ast	TO	Blk	Stl	Pts	Avg
2018-19	0	0	0	0	0	0	0	0	0	0	0	0	0	0	0	0	0	0	0	0	0	0	0	0	0
CAREER	17	0	25	1.5	7	20	.350	2	10	.200	1	2	.500	2	2	4	0.2	2	0	1	2	0	1	17	1.0

Fan favorite ... Last season saw action in 11 games and scored 15 points with three rebounds ... Hit his first collegiate 3-pointer versus Bucknell and added a trey versus Troy ... As a freshman, SEC First-Year Academic Honor Roll ... Played in six games as a walk-on.

CAREER HIGHS

PTS: 3 (2x) - last vs. Oral Roberts (12/19/17)
REB: 1 (4x) - last vs. Vanderbilt (02/10/18)
AST: 1 vs. Samford (11/10/17)
STL: 1 vs. Bucknell (11/12/17)
BLK: 0 --



22 • GABE OSABUOHEN

F • So. • 6-8 • 221 • Toronto, Canada

Year	GP	GS	Min	Avg	FG	FGA	Pct	3FG	3FGA	Pct	FT	FTA	Pct	Off	Def	Tot	Avg	PF	FO	Ast	TO	Blk	Stl	Pts	Avg
2018-19	3	0	35	11.7	2	10	.200	1	3	.333	1	4	.250	4	4	8	2.7	7	0	3	5	2	2	6	2.0
CAREER	23	0	171	7.4	12	35	.343	1	7	.143	3	14	.214	10	26	36	1.6	28	0	10	16	5	5	28	1.2

Pronounced oh-sah-BOY-en ... High energy guy off the bench ... Made 1st career 3-pointer to give Arkansas 38-35 lead at halftime vs Indiana ... Has been praised by coach by affecting games with steals, deflections, taking charges and rebounds ... Last year, tied for the team lead in charges taken with eight.

CAREER HIGHS

PTS: 6 vs. Texas A&M (02/13/18)
REB: 5 vs. UC Davis (11/12/18)
AST: 4 vs. South Carolina (02/06/18)
STL: 1 (5x) - last vs. Indiana (11/18/18)
BLK: 1 (5x) - last vs. UC Davis (11/12/18)



23 • IBRAHIM ALI

F • Fr. • 6-10 • 244 • Maumelle, Ark.

Year	GP	GS	Min	Avg	FG	FGA	Pct	3FG	3FGA	Pct	FT	FTA	Pct	Off	Def	Tot	Avg	PF	FO	Ast	TO	Blk	Stl	Pts	Avg
2018-19	0	0	0	0	0	0	0	0	0	0	0	0	0	0	0	0	0	0	0	0	0	0	0	0	0

Prefers to go by Ibbey (IB-ee) ... Full name is pronounced IB-ra-him Ali-Lee ... Was a three-star recruit according to Rivals.com ... Sat out 2017-18 season to work on his development.

CAREER HIGHS

PTS: --
REB: --
AST: --
STL: --
BLK: --



24 • ETHAN HENDERSON

F • Fr. • 6-8 • 210 • Little Rock, Ark.

Year	GP	GS	Min	Avg	FG	FGA	Pct	3FG	3FGA	Pct	FT	FTA	Pct	Off	Def	Tot	Avg	PF	FO	Ast	TO	Blk	Stl	Pts	Avg
2018-19	1	0	2	2.0	0	0	.000	0	0	.000	0	0	.000	0	0	0	0.0	1	0	0	1	0	0	0	0.0

Rated the top player in Arkansas by 247Sports.com, ESPN.com and Future150.com, which also tabbed him the 30th-best power forward in the nation ... Named to the USA TODAY All-Arkansas first team ... Helped Parkview HS win the 2018 and 2016 5A state championships.

CAREER HIGHS

PTS: 0
REB: 0
AST: 0
STL: 0
BLK: 0



25 • JORDAN PHILLIPS

G • Fr. • 6-7 • 209 • Fort Worth, Texas

Year	GP	GS	Min	Avg	FG	FGA	Pct	3FG	3FGA	Pct	FT	FTA	Pct	Off	Def	Tot	Avg	PF	FO	Ast	TO	Blk	Stl	Pts	Avg
2018-19	0	0	0	0	0	0	0	0	0	0	0	0	0	0	0	0	0	0	0	0	0	0	0	0	0

Had meniscus repair surgery in the summer of 2018 ... Should start fully participating in practice toward the end of November ... Rated him the 11th-best prospect in Texas and the 37th-best shooting guard in the country by 247Sports.com ... Named an All-Star by the Texas Association of Basketball Coaches.

CAREER HIGHS

PTS: --
REB: --
AST: --
STL: --
BLK: --



35 • REGGIE CHANEY

F • Fr. • 6-8 • 222 • Tulsa, Okla.

Year	GP	GS	Min	Avg	FG	FGA	Pct	3FG	3FGA	Pct	FT	FTA	Pct	Off	Def	Tot	Avg	PF	FO	Ast	TO	Blk	Stl	Pts	Avg
2018-19	3	0	35	11.7	3	9	.333	0	0	.000	1	5	.200	4	5	9	3.0	7	0	0	5	4	1	7	2.3

Had 4 points, 3 rebs and 3 blocks in Indiana win ... Named to the USA TODAY All-Nevada second team ... As a senior, averaged 13.8 points & 7.3 rebounds ... As junior at Frisco Liberty (TX) HS, rated No. 3 overall prospect from the state of Texas and was the No. 29 power forward in the country by 247Sports.

CAREER HIGHS

PTS: 4 vs. Indiana (11/18/18)
REB: 5 vs. Texas (11/09/18)
AST: --
STL: 1 vs. Texas (11/09/18)
BLK: 3 vs. Indiana (11/18/18)

Gafford on Both Ends of the Floor Last Season

- Daniel Gafford had 76 blocked shots and recorded 75 dunks last season.
- He ranked 22nd nationally and second in the SEC with his 76 rejections.
- He threw down a school-record 75 dunks, which was more than six SEC teams last season and just two dunks behind Missouri, which finished the season with 77. Prior to Gafford's arrival, Arkansas only had 46 dunks as a team for the 2016-17 season.
- Thanks to high-percentage dunks, Gafford shot 60.5 percent from the field, which would have ranked 14th nationally and tops in the SEC. However, he did not meet the NCAA minimum of making five shots per game (averaged 4.7).

Arkansas is Not Just Young, But Inexperienced Too

- Arkansas is not only one of the youngest teams in the nation, but also one of the most inexperienced.

TEAMS WITH NO SENIORS	MOST FR/SO ON SCHOLARSHIP	FEWEST UPPERCLASSMEN ON SCHOLARSHIP
ARKANSAS Seattle Mount St. Mary's Univ. Cal Northridge Duquesne North Florida Virginia Cal	12 - Duquesne 11 - ARKANSAS	1 - ARKANSAS 1 - Duquesne 1 - Mount St. Mary's Univ.
MOST NEWCOMERS	FEWEST RETURNING SCHOLARSHIP PLAYERS	
13 - Detroit Mercy 12 - FAU 12 - Seattle 11 - Missouri State 11 - Duquesne 10 - Belmont 10 - Mount St. Mary's Univ. 10 - New Mexico 9 - ARKANSAS 9 - Pepperdine 9 - MTSU	1 - Chattanooga 2 - Duquesne 2 - Drake 3 - ARKANSAS 3 - USF 3 - MTSU 3 - Missouri State 3 - Mount Saint Mary's Univ. 3 - UTA 3 - Detroit Mercy 3 - FAU	

"We have a bunch of piglets but they are starting to develop teeth. Best thing about piglets is they grow up to be Hogs."

- Mike Anderson

Arkansas Helps SEC Boast

- Heading into this season, the SEC boasts that **(1)** a record eight teams played in the NCAA Tournament last season, **(2)** the league held a 6-4 edge in the Big 12/SEC Challenge and **(3)** four teams have recruiting classes that ranked among the nation's top 25. Arkansas played its part in all accounts.
- (1)** Arkansas reached the NCAA for the second straight year – the third time in the last four years – and played in the postseason for the fourth time in the last five years.
- (2)** Arkansas defeated Oklahoma State, 66-65, in the 2018 Big 12/SEC Challenge.
- (3)** Arkansas' incoming freshman class was ranked 25th in the nation by ESPN.com.

Anderson's Teams Take Care of the Ball

- In each of the last six years, Arkansas basketball has ranked first or second in the SEC in assist-to-turnover ratio.
- **SEC RANK IN ASSIST-TO-TURNOVER RATIO**
 - 2nd (1.31) 2017-18
 - 1st (1.46) 2015-16
 - 1st (15.3) 2013-14
 - 2nd (1.17) 2016-17
 - 2nd (1.35) 2014-15
 - 2nd (14.8) 2012-13
- Also, in Anderson's first five years, Arkansas led the SEC in turnover margin. The Razorbacks' turnover margin last season was 3.1 (same as their league-leading ratio from 2015-16 season), but it was only good for third last season.
- **SEC RANK IN TURNOVER MARGIN**
 - 1st (3.1) 2015-16
 - 1st (5.5) 2013-14
 - 1st (3.3) 2011-12
 - 1st (3.8) 2014-15
 - 1st (5.9) 2012-13

Slam Dunk

- Arkansas had 11 dunks in three games this season, an average of 3.7 per game.
- Arkansas' 124 dunks in 2017-18 (3.5 per game) were the most of the Mike Anderson era. The only other Arkansas team to reach 100 dunks in a season was the 2014-15 team who totaled exactly 100 dunks.
- Arkansas' 12 dunks against Samford are the most rim-rockers of the Mike Anderson era in a single game with the previous high of eight coming against Mississippi State on Jan. 23, 2013.
- The Razorbacks tallied just 46 dunks in 2016-17 season in 36 games.

No Place Like Home, Especially SEC Saturdays

- In the seven years of the Mike Anderson era, Arkansas has 112 home wins, which ties for sixth-most in the NCAA over the span (the national leader has 120).
- For the second straight year, Arkansas will play five Saturday games in Bud Walton Arena, including each of the Razorbacks' last four home games of the regular season. Arkansas is an impressive 25-5 in Saturday SEC home games under eighth-year head coach Mike Anderson, including a streak of nine consecutive wins.

Familiar Foe in the Big 12/SEC Challenge

- The SEC announced the 10 match-ups for the annual Big 12/SEC Challenge which will take place Jan. 26. Arkansas will travel to Texas Tech, which reached the Elite 8 last season before falling to eventual national champion, Villanova.
- In the 78 previous meetings with the Red Raiders, Arkansas and Texas Tech are all square with each team winning 39

THE GAFFORD FILE

2019 WOODEN AWARD WATCH LIST

- One of 50 candidates. The John R. Wooden Award® presented by Wendy's®. Chosen by a preseason poll of national college basketball experts, the list is comprised of 50 student-athletes who are the early front-runners for the most prestigious honors in college basketball, the Wooden Award All American Team™ and Most Outstanding Player Award.

2019 CITIZEN NAISMITH TROPHY WATCH LIST

- One of 50 candidates as named by the Atlanta Tipoff Club for the 2019 Citizen Naismith Trophy Men's Player of the Year honor. A list of the mid-season 30 team will be released on Feb. 13, 2019.

2019 KAREEM ABDUL-JABBAR WATCH LIST

- One of 21 candidates as named by the Naismith Memorial Basketball Hall of Fame. The award recognizes the top centers in men's college basketball.

2018-19 PRESEASON FIRST TEAM ALL-SEC

- Media and Coaches

2017-18 SEC ALL-FRESHMAN TEAM

- Was 3x SEC Freshman of the Week

THE 2019 NBA MOCK DRAFTS

- Is projected to be a NBA Lottery pick in the 2019 draft, including (as of Oct. 20, 2018):
 - 7th by NBC Sports
 - 8th by Sports Illustrated
 - 8th by CBS Sports
 - 8th by BustingBrackets.com
 - 9th by Forbes
 - 10th by ESPN
 - 10th by NBADraft.net
 - 11th by Draftsite.com
 - 13th by BleacherReport.com
 - 14th by SBNation.com

HOW HE SPENT HIS SUMMER

- Invited to participate in the Nike Basketball Academy (Aug. 8-12) in Los Angeles. The annual developmental camp allowed Gafford and 24 other highly-touted college basketball players the opportunity to learn and train with current and past NBA superstars through a series of off-court workouts, drills, film sessions and 5-on-5 competition.
- Among the NBA players present this summer were LeBron James and Kevin Durant.



"Arkansas has a great player in Daniel Gafford, who very well could end up being the SEC Player of the Year."

- Jay Bilas
ESPN Analyst

• MISCELLANEOUS STATS •
Double-Figure Scoring Games

Player	16-17	17-18	18-19	Career
Gafford	NA	22	3	25
Bailey	1	3	2	6
Joe	NA	NA	3	3
Jones	NA	NA	3	3

20-Point Scoring Games

Player	16-17	17-18	18-19	Career
Gafford	NA	2	2	4
Bailey	0	0	1	1
Jones	NA	NA	1	1

30-Point Scoring Games

Player	16-17	17-18	18-19	Career

3 + Three-Pointers in a Game

Player	16-17	17-18	18-19	Career
Joe	NA	NA	3	3
Jones	NA	NA	1	1

5 + Three-Pointers in a Game

Player	16-17	17-18	18-19	Career
Joe	NA	NA	1	1

Double Figure Rebounding Games

Player	16-17	17-18	18-19	Career
Gafford	NA	4	2	6

Double-Doubles

Player	16-17	17-18	18-19	Career
Gafford	NA	3	2	5

5 + Assist Games

Player	16-17	17-18	18-19	Career
Jones	NA	NA	1	1

3 + Steals in a Game

Player	16-17	17-18	18-19	Career
Bailey	0	1	1	2
Gafford	NA	1	0	1
Jones	NA	NA	1	1
Joe	NA	NA	1	1

3 + Blocks in a Game

Player	16-17	17-18	18-19	Career
Gafford	NA	13	2	15
Bailey	0	1	0	1

contests in the series.

- The last time the teams met, which was in the 2016 edition of the Big 12/SEC Challenge, the Razorbacks won, 75-68, in overtime. Arkansas has won five of the last six in the series with Texas Tech and 11 of the last 15.
- Arkansas will be playing in its fifth consecutive Big 12/SEC Challenge. The Razorbacks are 2-2 in the Big 12/SEC Challenge with wins over Texas Tech (2016) and Oklahoma State (2018). Arkansas lost at Iowa State (2015) and at Oklahoma State (2017).

Rare Trips for ACC & Big Ten to Bud Walton

- This year marks just the 10th and 11th time a member of the Big Ten and/or ACC have come to Fayetteville to face the Razorbacks.
- When Indiana came to Bud Walton Arena on Nov. 18 and it was just the fourth time a team from the Big Ten played in Fayetteville. Arkansas is now 4-0 versus a member of the Big 10 at home and 3-0 in Bud Walton Arena, including a 95-79 victory over 14th-ranked Minnesota last season. (Then #20 Michigan is the only other Big 10 member to come to Bud Walton Arena with the Hogs winning 66-64 on Jan. 21, 2012.) Overall, Arkansas has faced a member of the Big 10 34 times and trail in those games, 14-20. Over the 34 previous meeting with a Big 10 member, 24 have been at neutral sites (Arkansas trails 11-13).
- An ACC team (Georgia Tech) is coming to Fayetteville for just the seventh time and first time since Nov. 19, 2014 when Arkansas defeated Wake Forest, 83-53. Arkansas is 4-2 versus ACC members in games played in Fayetteville and 2-1 versus ACC members in games played in Bud Walton Arena. Overall, Arkansas has played a member of the ACC 39 previous times (Arkansas trails in such games 15-24) with 25 of those encounters coming at neutral sites (Arkansas trails 10-15).

Anderson Honored by Brandon Burlsworth Foundation

- This past August, University of Arkansas head basketball coach Mike Anderson was honored at the annual Brandon Burlsworth Foundation Legends Dinner. Anderson is the ninth Legend the Burlsworth Foundation has honored.
- "The Legends Dinner recognizes a person each year who has made great contributions to our state," said Marty Burlsworth, Chairman/CEO and Founder of the Brandon Burlsworth Foundation. "Coach Anderson has a long history with the University and the state of Arkansas, so it was an easy choice for our board of directors to honor him in this way."
- Anderson is one of four Division I coaches with 15-plus years of head coaching experience and has never experienced a losing season while being the only coach to accomplish the feat at three different programs. In his first 16 years of being a head coach, Anderson has led his teams to 11 postseason berths, including nine NCAA Tournament appearances, and posted 11, 20-win seasons.
- While his on-court success is evident, Coach Anderson is equally a champion in the community. He created his own Mike Anderson Foundation, which provides funding for programs focused on preventative health care education and assists organizations that offer nutritional support for children. Anderson is active with the Yvonne Richardson Center and Samaritan's Feet. Also, each year at the annual Red-White Game, fans get in free with a canned food item, which helps support the Northwest Arkansas Food Bank. In fact, Anderson has done similar food drives as the head coach at Missouri and UAB as well as assist with Special Olympics at all three stops.

MOST SEC WINS IN THE...

LAST 2 YEARS 2017-18		LAST 3 YEARS 2016-18		LAST 4 YEARS 2015-18		LAST 5 YEARS 2014-18		LAST 6 YEARS 2013-18	
1. Kentucky	26	1. Kentucky	39	1. Kentucky	57	1. Kentucky	69	1. Kentucky	81
2. Florida	25	2. Florida	34	2. ARKANSAS	44	2. Florida	60	2. Florida	74
3. ARKANSAS	22	3. ARKANSAS	31	3. Florida	42	3. ARKANSAS	54	3. ARKANSAS	64
4. Tennessee	21	4. South Carolina	30	4. Texas A&M	41	4. Texas A&M	49	4. Georgia	58
5. Auburn	20	5. Texas A&M	30	5. Georgia	37	5. Georgia	49	5. Ole Miss	57
6. South Carolina	19	6. Tennessee	27	6. South Carolina	36	6. Ole Miss	45	6. Texas A&M	56
7. Alabama	18	7. Vanderbilt	27	7. Vanderbilt	36	7. Tennessee	45	7. Tennessee	56
8. Texas A&M	17	8. Alabama	26	8. Ole Miss	36	8. Vanderbilt	43	8. Alabama	53
9. Georgia	16	9. Georgia	26	9. Tennessee	34	9. South Carolina	41	9. Vanderbilt	51
10. Vanderbilt	16	10. Auburn	25	10. Alabama	34	10. Alabama	41	10. LSU	50
11. Ole Miss	15	11. Ole Miss	25	11. LSU	32	11. LSU	41	11. South Carolina	45
12. Miss. State	15	12. Miss. State	22	12. Auburn	29	12. Auburn	35	12. Auburn	38
13. Missouri	12	13. LSU	21	13. Miss. State	28	13. Miss. State	31	13. Missouri	38
14. LSU	10	14. Missouri	15	14. Missouri	18	14. Missouri	27	14. Miss. State	35

ARKANSAS RAZORBACKS

2018-19 SPECIALTY STATS (ARKANSAS/OPPONENT)

Opponent	Pts in Paint	Pts Off TO	2nd Chance	Fast Break	Bench	Ties	Lead Chng	Largest Lead	Ark Led	Opp Led	Gm Tied
vs. Texas	20/20	14/13	6/10	2/2	4/25	6	10	Ark 8 15:02 1st	Tex 12 9:59 1st	14:56	26:52 3:12
UC Davis	26/18	26/8	5/11	4/3	12/17	0	0	Ark 24 0:10 2nd	UCD --	39:02	-- 0:58
Indiana	38/30	14/13	3/13	6/4	13/14	8	9	Ark 10 17:10 2nd	Ind 5 13:20 1st	26:13	8:31 5:16

ARKANSAS RAZORBACKS

2018-19 GAME HIGHS

Opponent	POINTS	REBOUNDS	ASSISTS	STEALS	BLOCKED SHOTS
vs Texas	20-Daniel Gafford	12-Daniel Gafford	4-Jalen Harris	3-Jalen Harris	2-Daniel Gafford
UC DAVIS	21-Mason Jones	8-Mason Jones	4-Jalen Harris	3-Isaiah Joe	4-Daniel Gafford
INDIANA	27-Daniel Gafford	12-Daniel Gafford	7-Mason Jones	2-Daniel Gafford	3-Reggie Chaney 3-Daniel Gafford

• ABOUT ARKANSAS •

ABOUT ARKANSAS

Location Fayetteville, Ark.
 Enrollment 27,558
 Founded 1871
 Colors Cardinal (PMS 201) and White
 Nickname Razorbacks
 Conference Southeastern (SEC)
 Arena (Capacity) Bud Walton Arena (19,200)

ADMINISTRATION

System President Dr. Donald R. Bobbitt
 Chancellor Dr. Joseph E. Steinmetz
 Athletic Director Hunter Yurachek
 Faculty Representative Gerald Jordan

COMMUNICATIONS

Basketball SID Mike Cawood
 Email tmcawood@uark.edu
 Cell Phone 479-236-2090
 Office Phone 479-575-3114
 Office Fax 479-575-7481
 Athletic Website ArkansasRazorbacks.com
 Arkansas Ticket Office 479-575-5151

HISTORY

First Year 1923-24
 Seasons 96th
 Overall Conference Championships 24 (2 SEC, 22 SWC)
 SEC Overall Championships 2 (1992, 1994)
 SEC Division Championships 4 (1992, 1993, 1994, 1995)
 SEC Tournament Championships 1 (2000)
 NCAA Tournament Appearances 33*
 National Championships 1 (1994)
 National Runner-Up 1 (1995)
 NCAA Final Fours 6 (1941, 1945, 1978, 1990, 1994, 1995)
 NCAA Elite Eight 10
 NCAA Sweet 16 10
 NIT Record (App.) 5-4 (3)

* - Arkansas received a bid in 1944 but was unable to participate due to a car accident. Total number of bids is 33 and total number of appearances is 32.

Mike'd Up Radio Show

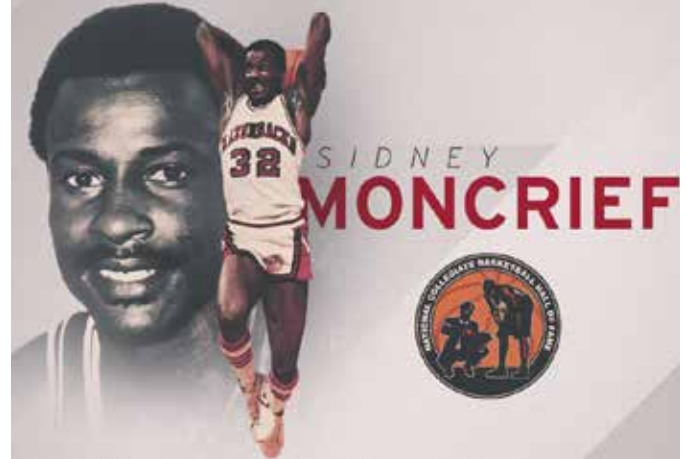
- Featuring Mike Anderson and Chuck Barrett
- Live 7-8 pm at Sassy's BBQ
- Remaining shows at Sassy's BBQ and Grille Steamboat Drive off Wedington
 Reservations, call 479-435-6996
 - Monday, Nov. 26
 - Monday, Dec. 3
 - Monday, Dec. 10
 - Monday, Dec. 17
- Last six shows at Sassy's Red House College Avenue
 Reservations, call 479-856-6966
 - Monday, Jan. 7
 - Monday, Jan. 21
 - Monday, Jan. 28
 - Monday, Feb. 4
 - Monday, Feb. 18
 - Monday, Mar. 4

• MIKE ANDERSON RECORD BREAKDOWN •

Overall:	353-185 (.656)
Home:	240-40
Away:	63-104
Neutral:	50-41
At Arkansas:	153-87 (.638)
Home:	112-17
Away:	24-50
Neutral:	17-20
Against Ranked Teams:	29-55
at Arkansas:	13-21
Home:	18-14, 10-5 at Arkansas
Away:	4-27, 2-9 at Arkansas
Neutral:	6-14, 0-7 at Arkansas
One-Possession Games:	46-38
at Arkansas:	22-16
Home:	23-8, 13-3 at Arkansas
Away:	15-21, 6-8 at Arkansas
Neutral:	8-9, 3-5 at Arkansas
Decided by 5 Pts / Less:	69-60
at Arkansas:	36-23
Home:	33-14, 19-4 at Arkansas
Away:	26-33, 13-14 at Arkansas
Neutral:	10-13, 4-5 at Arkansas
In Overtime Games:	12-12
at Arkansas:	8-7
Home:	9-1, 6-1 at Arkansas
Away:	3-8, 2-4 at Arkansas
Neutral:	0-3, 0-2 at Arkansas
Conference Games:	155-111
at Arkansas:	70-54
Home:	101-32, 47-15 at Arkansas
Away:	54-79, 23-39 at Arkansas
Scoring Below 50 Points:	0-4
at Arkansas:	0-2
Home:	0-0, 0-0 at Arkansas
Away:	0-4, 0-2 at Arkansas
Neutral:	0-0, 0-0 at Arkansas
Scoring 50-59 Points:	5-27
at Arkansas:	3-13
Home:	2-6, 2-2 at Arkansas
Away:	1-16, 0-10 at Arkansas
Neutral:	2-5, 1-1 at Arkansas
Scoring 60-69 Points:	43-69
at Arkansas:	17-36
Home:	21-13, 11-4 at Arkansas
Away:	15-38, 4-21 at Arkansas
Neutral:	7-18, 2-11 at Arkansas
Scoring 70-79 Points:	94-58
at Arkansas:	42-25
Home:	55-14, 25-6 at Arkansas
Away:	26-29, 12-12 at Arkansas
Neutral:	13-15, 5-7 at Arkansas
Scoring 80-89 Points:	121-24
at Arkansas:	46-10
Home:	87-7, 37-5 at Arkansas
Away:	15-14, 4-4 at Arkansas
Neutral:	19-3, 5-1 at Arkansas
Scoring 90-99 Points:	65-1
at Arkansas:	33-0
Home:	59-0, 30-0 at Arkansas
Away:	3-1, 1-0 at Arkansas
Neutral:	3-0, 2-0 at Arkansas
Scoring 100 or More Points:	23-1
at Arkansas:	10-0
Home:	17-0, 8-0 at Arkansas
Away:	1-1, 1-0 at Arkansas
Neutral:	5-0, 1-0 at Arkansas

Moncrief to Be Enshrined in Hal of Fame Sunday; Joins Richardson and Sutton in Hall

- Last March, Arkansas legend Sidney Moncrief was elected to the National Collegiate Basketball Hall of Fame Class of 2018. The ceremony will take place **Sunday, Nov. 18** in Kansas City. Others being inducted into the class are Arizona's Sean Elliott, Houston's Otis Birdsong, North Carolina's Sam Perkins, Morgan State's Marvin Webster and USC's Paul Westphal will join former Charleston coach John Kresse and former Oregon Tech coach Danny Miles.
- Moncrief becomes the third Razorback to be inducted into the National Collegiate Basketball Hall of Fame, joining his former coach Eddie Sutton who was selected in 2011 and Nolan Richardson who entered in 2008. All three Arkansas legends have a banner hanging in the rafters of Bud Walton Arena.
- One of the Arkansas' famed "Triplets", Moncrief ended his career as Arkansas's leader in scoring (he ranks second now behind Todd Day) with 2,066 points from 1976-79. He poured in 600-plus points each of his last two years in Fayetteville, one of just four Razorbacks to score more than 600 points during two separate seasons.
- Moncrief helped lead Arkansas to two Elite Eight appearances and the 1978 Final Four, when the Razorbacks recorded Arkansas' first of five total 30-win seasons in program history, going 32-4 overall. A 14-time All-American, Moncrief's name is scattered all through Arkansas' record book and he was named All-Southwest Conference his last three years as a Razorback, while being named to the 1978 NCAA Tournament All-Regional West Team and to the 1979 All-Regional Midwest Team.
- Moncrief was drafted fifth overall in the 1979 NBA Draft to the Milwaukee Bucks, where he spent his first 11 NBA seasons, before finishing his career in Atlanta in 1990-91. The Little Rock native was just the second Razorback in school history to be selected in the first round of the NBA Draft and remains as the only player to be taken in the top five. While in Milwaukee, Moncrief earned All-NBA first team honors once (1983) and second team honors four times (1982-85 and 1986). The five-time All-Star was also named to the NBA's All-Defensive first team four years (1983-86) and second team in 1982, along with earning NBA Defensive Player of the Year honors two seasons (1982-83 and 1983-84). During his 12-year NBA career, Moncrief averaged 15.6 points, 4.7 rebounds and 3.6 assists per game.



Arkansas Signs Justice Hill

- Arkansas men's head basketball coach Mike Anderson announced Justice Hill signed a National Letter of Intent.
- "Obviously, we are very excited to have Justice join our family," Anderson said. "He committed to us as a freshman and has continued to grow both as a player and a person. He is an excellent student and athlete who comes from an outstanding family. Justice possesses good court vision, has really good basketball instincts and is athletic. He will be a perfect fit for our 'FASTEST40' style of play."

**Justice Hill
5-11, 170, G**

Little Rock, Ark. (Little Rock Christian Academy)

- Rated the #3 overall prospect in Arkansas and #36-best point guard in the nation by 247Sports.com ... Also a three-star recruit by Rivals.com, which has him as the 48th-best point guard in the nation.
- Named to the 2018 5A All-State basketball team as a junior as he averaged 19.5 points, six assists, four steals and four rebounds ... As a sophomore, averaged 15 points, four rebounds, three assist and two steals.
- Played summer ball with the Arkansas Hawks, teaming with current Razorbacks Isaiah Joe, Desi Sills and Ethan Henderson.
- Son of Dr. Fitz Hill, who was an assistant football coach at Arkansas under Jack Crowe, Danny Ford and Houston Nutt from 1992-2000 and went on to be the head coach at San Jose State (2001-04).
- Has been committed to Arkansas since his freshman year of high school.
- A standout quarterback for the Little Rock Christian football team and received several FBS football scholarship offers as well ... To date this season, has passed for 2,102 yards and 24 touchdowns while completing 72 percent of his passes Rushed for 755 yards and 16 touchdowns for the 10-1 Warriors as they prepare to meet Texarkana in the Class 5A quarterfinals.
- Finished second in the 2018 5A state championship in the high jump (6-2) and placed fifth at the state meet in the long jump (21-1.75).
- High school head coach is Clarence Finley ... Arkansas Hawks AAU coach is Bill Ingram.



• THE LAST TIME •

POINTS »

- Scored 100+ : 12/19/17 - 104 vs. Oral Roberts
- Scored 100+ in an SEC game: 02/10/15 - 101 vs. Auburn
- Scored fewer than 50: 02/09/16 - 46 at Mississippi State

Overtime Games »

- Played in an OT game: 11/09/18 vs Texas, L, 73-71 (OT)
- Played in a 2OT game: 01/23/18 at Georgia, W, 80-77 (2 OT)
- Played in a 3OT game: 02/09/80 vs. Houston, L, 90-84 (3 OT)

Versus Top-25 opponents »

- Beat an AP Top 25 team: 03/09/18 vs. No. 23 Florida, W, 80-72
- Beat an AP Top 20 team: 02/27/18 vs. No. 14 Auburn, W, 91-82
- Beat an AP Top 15 team: 02/27/18 vs. No. 14 Auburn, W, 91-82
- Beat an AP Top 10 team: 01/27/16 vs. No. 5 Texas A&M, W, 74-71
- Beat an AP Top 5 team: 01/27/16 vs. No. 5 Texas A&M, W, 74-71

Versus Top-25 opponents on the road »

- Beat an AP Top 25 team on road: 02/15/17 at No. 21 South Carolina, W, 83-76
- Beat an AP Top 5 team on road: 02/09/94 at No. 4 Kentucky, W, 90-82

Double-Doubles »

- Two players in same game: 03/09/18 vs. Florida
- Daniel Gafford (16 pts, 12 rebs) and Jaylen Barford (27 pts, 10 rebs)

3-Point Shooting »

- 10+ 3FGM in a game: 11/09/18 - 13 vs. Texas
- 15+ 3FGM in a game: 01/09/16 - 16 vs. Mississippi State

At the Charity Stripe »

- Attempted 30+ FT in a game: 11/12/18 - 41 vs. UC Davis
- MADE 20+ FT in a game: 02/06/18 - 23 (of 29) vs. South Carolina
- MADE 25+ FT in a game: 11/12/18 - 27 vs. UC Davis

ASSISTS »

- Had 20+ assists: 11/18/18 - 20 vs. Indiana
- Had 20+ assists in back-to-back games: 12/05/17 (22 vs. Colorado State)
- 12/09/17 (23 vs. Minnesota)
- Had 25+ assists: 12/19/17 - 27 vs. Oral Roberts
- Had 2 players with 5+ assists: 02/27/18 vs. Auburn
- Daryl Macon - 6 and Anton Beard - 5
- Had 3 players with 5+ assists: 11/10/17 vs. Samford
- Daryl Macon - 8, Jaylen Barford & Anton Beard - 6

Points »

- Scored 30-39 points in a game: 12/30/17 - 33 by Daryl Macon vs. Tennessee
- Scored 40-49 points in a game: 01/11/92 - 43 by Todd Day vs. LSU
- Scored 50+ points in a game: 11/13/09 - 51 by Rotnei Clarke vs. Alcorn State

Double-Doubles »

- Points/Rebounds: 11/18/18 vs. Texas
- 27 pts and 12 rebs by Daniel Gafford
- Points/Assists: 02/17/16 vs. Auburn
- 12 pts and 10 asts by Jabril Durham

Rebounds »

- Had 15+ rebounds in a game: 03/07/15 - 15 by Bobby Portis vs. LSU
- Had 20+ rebounds in a game: 11/21/97 - 23 by Nick Davis vs. Jackson State

Three-Point Shooting »

- 5+ 3FGM in a game: 11/09/18 - 5 (8 att) by Isaiah Joe vs. Texas

AT THE CHARITY STRIPE »

- 10+ FTA in a game: 11/12/18 - 11 (9-of-11) by Adrio Bailey vs. UC Davis
- 10+ FTM in a game: 02/06/18 - 12 (of 13) by Daryl Macon vs. South Carolina

Assists »

- 5+ assists in a game: 11/18/18 vs. by Mason Jones (5) vs. Indiana
- Consecutive 5+ assists games: Daryl Macon 02/27/18 6 vs. Auburn
- 03/03/18 6 at Missouri
- Three straight 5+ assists games: Daryl Macon 01/12/18 8 vs. Missouri
- 01/17/18 5 at Florida
- 01/20/18 6 vs. Ole Miss
- 10+ assists in a game: 03/05/16 - 11 by Jabril Durham vs. South Carolina
- Consecutive 10+ assists games: Courtney Fortson 01/16/10 - 10 vs. Alabama
- 01/21/10 - 11 vs. Florida

Blocks »

- Had 3+ blocks in a game: 11/18/18 - 3 by Daniel Gafford vs. Indiana
- Had 5+ blocks in a game: 02/27/18 - 7 by Daniel Gafford vs. Auburn

Steals »

- Had 5+ steals in a game: 12/19/17 - 5 by Jaylen Barford vs. Oral Roberts
- Had consecutive 5+ steal games: 01/01/06 - by Ronnie Brewer vs. W. Illinois (5)
- 01/07/06 - by Ronnie Brewer vs. Miss. State (5)

• RAZORBACK/IMG SPORTS NETWORK RADIO AFFILIATES •

Batesville (Games)
Batesville (Coaches Show)
Camden (Games)
Camden (Coaches Show)
Crossett
Crossett
De Queen
DeWitt
El Dorado
Fayetteville
Fayetteville (Games)
Fayetteville

KWOZ-FM 103.3
KBTA-AM 1340
KAMD-FM 97.1
KCXY-FM 95.3
KAGH-AM 800
KAGH-FM 104.9
KDQN-FM 92.1
KDEW-FM 97.3
KAGL-FM 93.3
KOSM-FM 92.1
KYNG-AM 1500
KAKS-FM 99.5

Fayetteville
Fayetteville
Fayetteville
Forrest City
Fort Smith
Glenwood
Glenwood
Hot Springs/Mena
Jonesboro
Little Rock
Magnolia
Marshall

KUOA-AM 1290
KUOA-FM 95.3
KBVA-FM HD3 106.5
KBFC-FM 93.5
KERX-FM 95.3
KHGZ-AM 670
KHGZ-FM 98.9
KTG FM 96.3
KEGI-FM 100.5
KABZ-FM 103.7
KZHE-FM 100.5
KBCN-FM 104.3

Mena
Mena / Hot Springs
Monett, Mo.
Monticello
Morrilton
Mountain Home
Ozark
Ozark
Searcy
Texarkana, Texas
Wynne

KENA-FM 104.1
KTTG-FM 96.3
KKBL-FM 95.9
KGPQ-FM 99.9
KCON-FM 99.3
KOMT-FM 93.5
KDYN-AM 1540
KDYN-FM 96.7
KRZS-FM 99.1
KKTK-AM 1400
KWYN-FM 92.5

• 2018-19 RECORD BREAKDOWN •
RECORD BREAKDOWN

At Home (Bud Walton Arena)	2-0
On The Road	0-0
Neutral	0-1
White Uniforms	2-0
Cardinal Uniforms	0-0
Anthracite Uniforms	0-0
Special Edition Armed Forces Classic Uniforms	0-1

GENERAL

When Arkansas controls the tip	0-1
When opponent controls the tip	2-0
When Arkansas scores first	1-1
When opponent scores first	1-0

LEADS AND DEFICITS

Leading at the half – home	2-0
Leading at the half – road/neutral	0-0
Tied at the half – home	0-0
Tied at the half – road/neutral	0-0
Trailing at the half – home	0-0
Trailing at the half – road/neutral	0-1
Games decided by 5 points or fewer	1-1
Games decided by 10 points or fewer	1-1
Leading with 5:00 left in regulation	1-1
Leading with 2:00 left in regulation	2-1
Overtime games	0-1

OFFENSE

Scoring less than 70 points	0-0
Scoring 70-79 points	1-1
Scoring 80-89 points	1-0
Scoring 90-99 points	0-0
Scoring 100+ points	0-0
2 Players Or Less in Double Figures	0-0
3 Players in Double Figures	1-0
4 Players in Double Figures	1-1
5 Players in Double Figures	0-0
6 Players in Double Figures	0-0
7 Players in Double Figures	0-0
1 Player Scores 20 Points	0-1
2 Players Score 20 Points	1-0
When shooting 50 percent or higher	0-0
When shooting less than 50 percent	2-1

REBOUNDING/TURNOVERS

When out-rebounding opponent	0-0
When out-rebounded	2-1
When rebounds are even	0-0
When grabbing 10+ offensive reb	0-1
When forcing 15+ turnovers	2-0
When committing less than 15 turnovers	1-0
When committing 15+ turnovers	1-1

When Top Scorer Is (Includes Ties)

Daniel Gafford	Season: 1-1	Career: 5-2
Mason Jones	Season: 1-0	Career: 1-0

When Top Rebounder Is (Includes Ties)

Daniel Gafford	Season: 1-1	Career: 15-6
Adrio Bailey	Season: 0-0	Career: 1-0
Mason Jones	Season: 1-0	Career: 1-0

Months

In November	2-1
In December	0-0
In January	0-0
In February	0-0
In March	0-0

#DUNKPALACE

DUNKS BY PLAYER CAREER '18-19

Daniel Gafford	84	9
Adrio Bailey	23	2
Gabe Osabuohien	3	-
TOTALS	110	11

11 DUNKS IN 3 GAMES

MOST DUNKS IN A HALF 2018-19

2	1st	Texas (11/09/18)
3	2nd	Indiana (11/18/18)



RECORD BY DUNKS 2018-19

5+ Dunks	1-0
4+ Dunks	0-1
2+ Dunks	1-0
1 Dunk	0-0
Held Without a Dunk	0-0

**• DUNKS IN A GAME •
(ANDERSON ERA)**

Dunks	Opponent	Year
12	Samford	2017-18
8	Auburn	2017-18
8	Mississippi State	2012-13
7	Troy	2017-18
7	Fresno State	2017-18
7	Minnesota	2012-13
7	Alabama A&M	2012-13
7	Northwestern State	2015-16
7	Northwestern State	2014-15
7	Vanderbilt	2014-15



2018-19 SEC STANDINGS

THROUGH SUN – NOV 18

	SEC	PCT.	HOME	AWAY	OVERALL	PCT.	HOME	ROAD	NEUTRAL	STRK
Auburn	0-0	.000	0-0	0-0	3-0	1.000	3-0	0-0	0-0	W3
LSU	0-0	.000	0-0	0-0	4-0	1.000	4-0	0-0	0-0	W4
Mississippi State	0-0	.000	0-0	0-0	3-0	1.000	3-0	0-0	0-0	W3
Tennessee	0-0	.000	0-0	0-0	3-0	1.000	3-0	0-0	0-0	W3
Vanderbilt	0-0	.000	0-0	0-0	3-0	1.000	2-0	1-0	0-0	W3
Alabama	0-0	.000	0-0	0-0	4-1	.800	2-0	0-0	2-1	W2
Kentucky	0-0	.000	0-0	0-0	3-1	.750	3-0	0-0	0-1	W3
Missouri	0-0	.000	0-0	0-0	3-1	.750	1-0	0-1	2-0	W2
Arkansas	0-0	.000	0-0	0-0	2-1	.667	2-0	0-0	0-1	W2
Florida	0-0	.000	0-0	0-0	2-1	.667	2-0	0-1	0-0	W2
Georgia	0-0	.000	0-0	0-0	2-1	.667	2-0	0-1	0-0	W1
South Carolina	0-0	.000	0-0	0-0	3-2	.600	2-1	0-0	1-1	W1
Ole Miss	0-0	.000	0-0	0-0	1-1	.500	1-0	0-1	0-0	L1
Texas A&M	0-0	.000	0-0	0-0	1-3	.250	1-1	0-1	0-1	L3

AP (11/19)		
1 Duke (53)	3-0	1,564
2 Kansas (7)	3-0	1,510
3 Gonzaga	3-0	1,437
4 Virginia (2)	3-0	1,299
5 Tennessee (1)	3-0	1,281
6 Nevada	3-0	1,253
7 North Carolina	4-0	1,246
8 Auburn	3-0	1,123
9 Michigan	5-0	1,021
10 Kentucky	3-1	980
11 Michigan State	3-1	937
12 Kansas State	4-0	889
13 Virginia Tech	4-0	849
14 Florida State	2-0	794
15 Mississippi State	3-0	619
16 Clemson	3-0	462
17 UCLA	3-0	430
18 TCU	3-0	388
19 LSU	4-0	358
20 Iowa	4-0	354
21 Oregon	3-1	325
22 Buffalo	3-0	240
23 Ohio State	4-0	222
24 Purdue	4-1	199
25 Wisconsin	3-0	150

RECEIVING VOTES: Nebraska 98, **Indiana 74**, Maryland 56, Villanova 53, Furman 50, Syracuse 29, Washington 29, **Texas 23**, West Virginia 18, Butler 18, Miami 18, St. John's 13, Iowa State 11, **Texas Tech 8**, Marquette 7, **Florida 7**, Saint Louis 6, Notre Dame 4, Arizona State 4, Marshall 4, **Vanderbilt 4**, UConn 3, Temple 2, Loyola-Chicago 2, Loyola (MD) 2, Davidson 1, **ARKANSAS 1**

USA TODAY COACHES (11/19)		
1 Duke (32)	3-0	800
2 Kansas	3-0	763
3 Gonzaga	3-0	724
4 Virginia	3-0	681
5 Tennessee	3-0	647
6 North Carolina	4-0	639
7 Nevada	3-0	569
8 Michigan	5-0	565
9 Auburn	3-0	537
10 Kentucky	3-1	496
11 Michigan State	3-1	469
12 Kansas State	4-0	458
13 Florida State	2-0	400
14 Virginia Tech	4-0	382
15 Mississippi State	3-0	313
16 Clemson	3-0	264
17 UCLA	3-0	239
18 TCU	3-0	199
19 Purdue	4-1	165
20 Oregon	3-1	143
21 LSU	4-0	142
22 Iowa	4-0	138
23 Ohio State	4-0	113
24 Nebraska	3-0	82
25 Buffalo	3-0	80

RECEIVING VOTES: Wisconsin 66, Villanova 43, Maryland 41, **Indiana 27**, NC State 24, Syracuse 23, Miami 22, West Virginia 18, Butler 18, Washington 16, Furman 15, Western Kentucky 14, **Texas 13**, **Texas Tech 8**, Marquette 8, Louisville 8, **Vanderbilt 7**, **Florida 6**, Arizona 3, Minnesota 3, Saint Mary's 3, St. John's 2, Iowa State 2, UCF 2.

ARKANSAS IN THE RANKINGS

WEEK	AP	COACH	RPI
Preseason	--	--	NA
Nov. 12	--	--	NA
Nov. 19	NR	--	NA
Nov. 26			
Dec. 3			
Dec. 10			
Dec. 17			
Dec. 24			
Dec. 31			
Jan. 7			
Jan. 14			
Jan. 21			
Jan. 28			
Feb. 4			
Feb. 11			
Feb. 18			
Feb. 25			
Mar. 4			
Mar. 11			
FINAL			

The last time Arkansas was ranked in the AP Poll...

Top 25:	#22	01/01/18
Top 15:	#15	11/14/00
Top 10:	#6	1995 Final Poll
Top 5:	#5	03/07/95
No. 1:	#1	'94-95 Preseason

Monday, November 19		TV	CT
Georgia vs. Illinois St. (Cayman Islands)		--	12:30 p.m.
Auburn vs. Xavier (Maui, Hawaii)		ESPN2	1:30 p.m.
Liberty at Vanderbilt		SECN+	7:00 p.m.
Mississippi St. vs. Arizona St. (Las Vegas, NV)		ESPN2	10:00 p.m.
Missouri at USVI Paradise Jam (St. Thomas, USVI)		--	TBD
Tuesday, November 20		TV	CT
Nicholls St. at Ole Miss		SEC Network	6:00 p.m.
Texas A&M vs. Washington (Vancouver, BC)		ESPN2	10:30 p.m.
Auburn vs. Duke/San Diego St. (Maui, Hawaii)		TBD	TBD
Georgia vs. Akron/Clemson (Grand Cayman Island)		TBD	TBD
Wednesday, November 21		TV	CT
Florida vs. Oklahoma (Paradise Island, Bahamas)		ESPN	11:00 a.m.
Winthrop at Kentucky		SEC Network	Noon
Tennessee vs. Louisville (Brooklyn, NY)		ESPN2	4:00 p.m.
MONTANA STATE AT ARKANSAS		SECN+	7:00 P.M.
Auburn vs. TBD (Maui, Hawaii)		TBD	TBD
Georgia vs. TBD (Grand Cayman Island)		TBD	TBD
Miss St. vs. St. Mary's/Utah St. (Las Vegas, NV)		TBA/ESPN2	TBD
Thursday, November 22		TV	CT
LSU vs. Coll. Of Charleston (Lake Buena Vista, FL)		ESPN2/U	6:00 p.m.
Florida vs. TBA (Paradise Island, Bahamas)		TBD	TBD
Friday, November 23		TV	CT
Kent St. at Vanderbilt		SECN+	4:00 p.m.
Tennessee St. at Kentucky		SEC Network	6:00 p.m.
South Ala. at Texas A&M		SECN+	6:30 p.m.
UT ARLINGTON AT ARKANSAS		SECN+	7:00 P.M.
Ole Miss vs. Baylor (Destin, FL)		CBS Sports Network	8:30 p.m.
Florida vs. TBD (Paradise Island, Bahamas)		TBD	TBD
LSU vs. Florida St./UAB (Lake Buena Vista, FL)		TBD	TBD
Tennessee vs. Kansas/Marquette (Brooklyn, NY)		ESPN2	TBD
Saturday, November 24		TV	CT
Ole Miss vs. Cincinnati/George Mason (Destin, FL)		TBD	TBD
Sunday, November 25		TV	CT
LSU vs. TBD (Lake Buena Vista, FL)		TBD	TBD

#PROHOGS

37	» Arkansas has had 37 all-time NBA Draft selections from 35 different players in program history.
16	» The Razorbacks have 16 All-Star game appearances by Joe Johnson (7), Sidney Moncrief (5) and Alvin Robertson (4).
12	» Arkansas has 12 first round NBA Draft picks in program history with Sidney Moncrief going No. 5 overall in 1979.

#PROHOGS

Arkansas has had 29 former players go on to play in the NBA and three are currently on active rosters. Also, Corliss Williamson, currently with Phoenix, is in his sixth season as an assistant coach in the NBA.

Player	Team	Yrs	Draft Class
Patrick Beverley	Clippers	7th	2009 - 42nd (LAC)
Daryl Macon *	Mavericks	1st	2018-FA
Bobby Portis	Bulls	4th	2015 - 22nd (CHI)

* - signed two-way contract with the Mavericks and their G League affiliate Texas Legends.

G League

Jaylen Barford	Greensboro Swarm	1st Year
Dusty Hannahs	Memphis Hustle	2nd Year
Michael Qualls	Wisconsin Herd	2nd Year

Arkansas in the 2018-19 NCAA/SEC

(Through Games of Nov. 18, 2018)

TEAM IN THE NCAA/SEC	NCAA	SEC	NO.
Assist Turnover Ratio (351 ranked)	212	12	0.93
Assists Per Game (351 ranked)	170	8	14
Blocked Shots Per Game (351 ranked)	26	4	6
Defensive Rebounds per Game (351 ranked)	103	7	28.33
Fewest Fouls (350 ranked)	96	7	60
Fewest Turnovers (351 ranked)	111	7	45
Field-Goal Percentage (351 ranked)	227	12	43.7
Field-Goal Percentage Defense (351 ranked)	42	3	36.5
Free Throw Attempts (350 ranked)	153	7	84
Free Throws Made (351 ranked)	189	8	51
Free-Throw Percentage (351 ranked)	310	14	60.7
Offensive Rebounds Per Game (351 ranked)	310	13	8
Personal Fouls Per Game (351 ranked)	217	8	20
Rebound Margin (351 ranked)	305	14	-5
Scoring Defense (351 ranked)	124	7	67.7
Scoring Margin (351 ranked)	162	9	7.3
Scoring Offense (351 ranked)	206	12	75
Steals Per Game (351 ranked)	86	7	8
Three-Point FG Defense (351 ranked)	139	4	31.3
Three-Point Field Goal Attempts (351 ranked)	276	9	65
Three-Point Field Goals Per Game (350 ranked)	196	5	7.3
Three-Point Field-Goal Percentage (351 ranked)	187	5	33.8
Total 3-point FGM (351 ranked)	262	7	22
Total Assists (351 ranked)	261	12	42
Total Blocks (351 ranked)	83	8	18
Total Rebounds (351 ranked)	284	12	109
Total Rebounds Per Game (351 ranked)	213	12	36.33
Total Steals (351 ranked)	179	7	24
Turnover Margin (344 ranked)	71	5	3.7
Turnovers Forced (351 ranked)	30	3	18.67
Turnovers Per Game (351 ranked)	247	12	15
Won-Lost Percentage (322 ranked)	130	9	66.7

RAZORBACKS IN THE NCAA/SEC

PLAYER	NCAA	SEC	NO.
Assist Turnover Ratio (250 ranked)	Jalen Harris	92	4
Assists Per Game (243 ranked)	Mason Jones	215	10
	Jalen Harris	169	8
	Mason Jones	169	8
Blocked Shots Per Game (246 ranked)	Daniel Gafford	14	1
Defensive Rebounds per Game (247 ranked)	Reggie Chaney	191	16
	Daniel Gafford	50	2
	Mason Jones	122	7
Double Doubles (75 ranked)	Daniel Gafford	21	1
Field-Goal Percentage (247 ranked)	Daniel Gafford	20	1
Free Throw Attempts (220 ranked)	Daniel Gafford	77	5
Free Throws Made (247 ranked)	--	--	--
Free-Throw Percentage (240 ranked)	--	--	--
Minutes Per Game (247 ranked)	Mason Jones	69	1
Offensive Rebounds Per Game (246 ranked)	--	--	--
Points Per Game (247 ranked)	Daniel Gafford	83	4
Rebounds Per Game (248 ranked)	Daniel Gafford	61	2
Steals Per Game (230 ranked)	Jalen Harris	230	9
Three-Point Field Goals Per Game (229 ranked)	Isaiah Joe	56	3
	Mason Jones	229	8
Three-Point Field-Goal Percentage (213 ranked)	Isaiah Joe	144	5
Three-Point Field Goal Attempts (212 ranked)	Isaiah Joe	212	7
Total 3-point FGM (214 ranked)	Isaiah Joe	154	4
Total Assists (230 ranked)	**	--	--
Total Blocks (247 ranked)	Daniel Gafford	44	1
	Reggie Chaney	247	17
Total Field Goal Attempts (243 ranked)	--	--	--
Total Field Goals Made (217 ranked)	Daniel Gafford	217	5
Total Minutes (250 ranked)	--	--	--
Total Points (235 ranked)	--	--	--
Total Rebounds (239 ranked)	Daniel Gafford	239	8
Total Steals (242 ranked)	--	--	--
Triple Doubles (1 ranked)	--	--	--

Versus 2018-19 Opponents

NON-CONFERENCE

SCHOOL	GMS PLAYED	SERIES RECORD	H	A	N	LAST MEETING
AUSTIN PEAY	3	ARKANSAS LEADS, 3-0	3-0	-	-	H - W, 99-62 (12/03/16)
UC DAVIS	2	ARKANSAS LEADS, 2-0	2-0	-	-	H - W, 81-58 (11/12/18)
COLORADO STATE	1	ARKANSAS LEADS, 1-0	1-0	-	-	H - W, 92-66 (12/05/17)
FIU	-	• FIRST MEETING •				
GEORGIA TECH	5	ARKANSAS TRAILS, 1-4	-	0-2	1-2	N - L, 73-83 (11/26/15)
INDIANA	3	ARKANSAS LEADS, 2-1	1-0	0-1	1-0	H - W, 73-72 (11/18/18)
MONTANA STATE	-	• FIRST MEETING •				
TEXAS	155	ARKANSAS LEADS, 87-68	46-21	27-43	14-4	N - L, 73-71 OT (11/09/18)
UT-ARLINGTON	7	ARKANSAS LEADS, 7-0	5-0	1-0	1-0	H - W, 71-67 (11/18/16)
UT-SAN ANTONIO	5	ARKANSAS LEADS, 5-0	3-0	1-0	1-0	H - W, 104-71 (12/28/13)
TEXAS STATE	3	ARKANSAS LEADS, 3-0	3-0	-	-	H - W, 73-67 (12/06/05)
TEXAS TECH	78	SERIES TIED, 39-39	24-11	11-23	4-5	H - W, 75-68 OT (01/30/16)
WESTERN KENTUCKY	6	ARKANSAS LEADS, 4-2	0-1	0-1	4-0	N - L, 63-74 (12/07/74)

SOUTHEASTERN CONFERENCE

SCHOOL	GMS PLAYED	SERIES RECORD	H	A	N	LAST MEETING
ALABAMA	61	ARKANSAS LEADS, 33-28	18-6	7-20	8-2	A - W, 76-73 (02/24/18)
• SEC ONLY	51	ARKANSAS LEADS, 27-24				
AUBURN	52	ARKANSAS LEADS, 34-18	21-5	12-13	1-1	H - W, 91-82 (02/27/18)
• SEC ONLY	51	ARKANSAS LEADS, 34-17				
FLORIDA	35	ARKANSAS TRAILS, 12-23	8-6	2-13	2-4	N - W, 80-72 (03/09/18)
• SEC ONLY	35	ARKANSAS TRAILS, 12-23				
GEORGIA	37	ARKANSAS LEADS, 22-15	10-3	6-9	6-3	A - W, 80-77 2OT (01/23/18)
• SEC ONLY	37	ARKANSAS LEADS, 22-15				
KENTUCKY	42	ARKANSAS TRAILS, 11-31	7-7	3-14	1-10	H - L, 72-87 (02/20/18)
• SEC ONLY	37	ARKANSAS TRAILS, 11-26				
LSU	65	ARKANSAS LEADS, 35-30	19-7	11-17	5-6	A - L, 86-94 (02/03/18)
• SEC ONLY	56	ARKANSAS LEADS, 31-25				
OLE MISS	79	ARKANSAS LEADS, 47-32	15-11	8-19	24-2	A - W, 75-64 (02/13/18)
• SEC ONLY	51	ARKANSAS TRAILS, 25-26				
MISSISSIPPI STATE	61	ARKANSAS LEADS, 33-28	21-6	7-21	5-1	A - L, 75-78 (01/02/18)
• SEC ONLY	52	ARKANSAS LEADS, 27-25				
MISSOURI	50	ARKANSAS LEADS, 26-23	15-9	10-14	1-0	A - L, 67-77 (03/03/18)
• SEC ONLY	12	ARKANSAS TRAILS, 7-5				
SOUTH CAROLINA	33	ARKANSAS LEADS, 20-13	11-4	6-7	3-2	N - W, 69-64 (03/08/18)
• SEC ONLY	33	ARKANSAS LEADS, 20-13				
TENNESSEE	40	SERIES TIED, 20-20	10-4	4-11	6-4	N - L, 66-84 (03/10/18)
• SEC ONLY	36	ARKANSAS TRAILS, 17-19				
TEXAS A&M	157	ARKANSAS LEADS, 102-55	57-14	38-37	7-4	H - W, 94-75 (02/17/18)
• SEC ONLY	10	ARKANSAS LEADS 6-4				
VANDERBILT	36	ARKANSAS LEADS, 24-12	14-3	6-8	4-1	H - W, 72-54 (02/10/18)
• SEC ONLY	33	ARKANSAS LEADS 22-11				

Did You Know...

IN 16 YEARS AS A HEAD COACH, MIKE ANDERSON'S TEAMS HAVE:

- RANKED AMONG THE NCAA TOP 30 IN STEALS 13 TIMES, INCLUDING FIRST FOUR TIMES AND 8 TIMES IN THE TOP 10.
- RANKED AMONG THE NCAA TOP 30 IN TURNOVER MARGIN 9 TIMES, INCLUDING FIVE TIMES IN THE TOP 5.
- RANKED AMONG THE NCAA TOP 30 IN ASSISTS PER GAME 7 TIMES, INCLUDING FIRST ONCE.
- RANKED AMONG THE NCAA TOP 30 IN SCORING OFFENSE 7 TIMES.
- RANKED AMONG THE NCAA TOP 30 IN BLOCKED SHOTS PER GAME 6 TIMES OVER THE 8 SEASONS.
- RANKED AMONG THE NCAA TOP 30 IN ASSIST-TO-TURNOVER RATIO 6 TIMES OVER THE LAST 11 SEASONS.

NOTE: NOT ALL ABOVE STATS WERE KEPT BY NCAA EVERY YEAR



0 DESI SILLS

G, Fr., 6-2, 196 | Jonesboro, Ark. / Jonesboro HS

• Name is pronounced Dez-ee

2018-19 (Fr.) HIGHLIGHTS:

- Leads the team in minutes off the bench (14.0).
- Made his first two career free throw attempts (at Indiana) and dished out his first two career assists.



#0 DESI SILLS 2018-19 GAME STATS

Opponent	Date	GS	Min	FG	FGA	Pct	3FG	3FGA	Pct	FT	FTA	Pct	O	D	Tot	Avg	PF	FO	A	TO	Blk	Stl	Pts	Avg
vs Texas	11/09/18	16		1	2	.500	1	1	1.000	0	0	.000	0	1	1	1.0	2	0	0	0	0	0	3	3.0
UC DAVIS	11/12/18	15		1	2	.500	0	0	.000	0	0	.000	0	1	1	1.0	4	0	0	2	0	0	2	2.5
INDIANA	11/18/18	11		0	2	.000	0	1	.000	2	2	1.000	0	1	1	1.0	1	0	2	1	0	1	2	2.3
Totals		0	42	2	6	.333	1	2	.500	2	2	1.000	0	3	3	1.0	7	0	2	3	0	1	7	2.3

Assists/game: 0.7
Turnovers/game: 1.0
Assist/turnover ratio: 0.7
Steals/game: 0.3

• PERSONAL BESTS •

POINTS

Season: 3 vs. Texas (11/09/18) SEC: --
Career: 3 vs. Texas (11/09/18) SEC: --

FIELD GOALS MADE

Season: 1 (2x), last vs. UC Davis (11/12/18) SEC: --
Career: 1 (2x), last vs. UC Davis (11/12/18) SEC: --

FIELD GOALS ATTEMPTED

Season: 2 (2x), last vs. UC Davis (11/12/18) SEC: --
Career: 2 (3x), last vs. Indiana (11/18/18) SEC: --

3-POINT FIELD GOALS MADE

Season: 1 vs. Texas (11/09/18) SEC: --
Career: 1 vs. Texas (11/09/18) SEC: --

3-POINT FG ATTEMPTS

Season: 1 vs. Texas (11/09/18) SEC: --
Career: 1 (2x), last vs. Indiana (11/18/18) SEC: --

FREE THROWS MADE

Season: 2 vs. Indiana (11/18/18) SEC: --
Career: 2 vs. Indiana (11/18/18) SEC: --

FREE THROWS ATTEMPTED

Season: 2 vs. Indiana (11/18/18) SEC: --
Career: 2 vs. Indiana (11/18/18) SEC: --

REBOUNDS

Season: 1 (3x), last vs. Indiana (11/18/18) SEC: --
Career: 1 (3x), last vs. Indiana (11/18/18) SEC: --

ASSISTS

Season: 2 vs. Indiana (11/18/18) SEC: --
Career: 2 vs. Indiana (11/18/18) SEC: --

STEALS

Season: 1 vs. Indiana (11/18/18) SEC: --
Career: 1 vs. Indiana (11/18/18) SEC: --

BLOCKED SHOTS

Season: -- SEC: --
Career: -- SEC: --

MINUTES

Season: 16 vs. Texas (11/09/18) SEC: --
Career: 16 vs. Texas (11/09/18) SEC: --

DESI SILLS CAREER STATISTICS

Year	GP	GS	Min	Avg	FG	FGA	Pct	3FG	3FGA	Pct	FT	FTA	Pct	Off	Def	Tot	Avg	PF	FO	Ast	TO	Blk	Stl	Pts	Avg
2018-19	3	0	42	14.0	2	6	.333	1	2	.500	2	2	1.000	0	3	3	1.0	7	0	2	3	0	1	7	2.3



1 ISAIAH JOE

G, Fr., 6-5, 167 | Fort Smith, Ark. / Fort Smith Northside HS

• Has scored double digits in all three games (and both exhibitions).

IN THE SEC

- 3rd in 3-pt field goals made per game (3.33)
- 4th in total 3-pt field goals made (10)
- 5th in 3-pt field goal percentage (.417)

2018-19 (Fr.) HIGHLIGHTS:

- Leads the team in 3-pointers made (7) and percentage (.538).
- Scored 17 in his collegiate debut versus Texas, making 5-of-8 from 3-point range.
- Struggled early versus UC Davis, but finished with 14 points with season highs in rebounds (5) and steals (3).
- Had season-high three assists versus Indiana.



#1 ISAIAH JOE 2018-19 GAME STATS

Opponent	Date	GS	Min	FG	FGA	Pct	3FG	3FGA	Pct	FT	FTA	Pct	O	D	Tot	Avg	PF	FO	A	TO	Blk	Stl	Pts	Avg
vs Texas	11/09/18	*	34	6	10	.600	5	8	.625	0	0	.000	0	2	2	2.0	4	0	0	1	0	0	17	17.0
UC DAVIS	11/12/18	*	27	4	7	.571	2	5	.400	4	6	.667	1	4	5	3.5	1	0	2	3	0	3	14	15.5
INDIANA	11/18/18	*	33	5	15	.333	3	11	.273	0	0	.000	0	2	2	3.0	0	0	3	1	0	1	13	14.7
Totals			3	94	15	.469	10	24	.417	4	6	.667	1	8	9	3.0	5	0	5	5	0	4	44	14.7

Rebounds/game: 3.0
Assists/game: 1.7
Turnovers/game: 1.7
Assist/turnover ratio: 1.0
Steals/game: 1.3

• PERSONAL BESTS •

POINTS

Season: 17 vs. Texas (11/09/18) SEC: --
Career: 17 vs. Texas (11/09/18) SEC: --

FIELD GOALS MADE

Season: 6 vs. Texas (11/09/18) SEC: --
Career: 6 vs. Texas (11/09/18) SEC: --

FIELD GOALS ATTEMPTED

Season: 15 vs. Indiana (11/18/18) SEC: --
Career: 15 vs. Indiana (11/18/18) SEC: --

3-POINT FIELD GOALS MADE

Season: 5 vs. Texas (11/09/18) SEC: --
Career: 5 vs. Texas (11/09/18) SEC: --

3-POINT FG ATTEMPTS

Season: 11 vs. Indiana (11/18/18) SEC: --
Career: 11 vs. Indiana (11/18/18) SEC: --

FREE THROWS MADE

Season: 4 vs. UC Davis (11/12/18) SEC: --
Career: 4 vs. UC Davis (11/12/18) SEC: --

FREE THROWS ATTEMPTED

Season: 6 vs. UC Davis (11/12/18) SEC: --
Career: 6 vs. UC Davis (11/12/18) SEC: --

REBOUNDS

Season: 5 vs. UC Davis (11/12/18) SEC: --
Career: 5 vs. UC Davis (11/12/18) SEC: --

ASSISTS

Season: 3 vs. Indiana (11/18/18) SEC: --
Career: 3 vs. Indiana (11/18/18) SEC: --

STEALS

Season: 3 vs. UC Davis (11/12/18) SEC: --
Career: 3 vs. UC Davis (11/12/18) SEC: --

BLOCKED SHOTS

Season: -- SEC: --
Career: -- SEC: --

MINUTES

Season: 34 vs. Texas (11/09/18) SEC: --
Career: 34 vs. Texas (11/09/18) SEC: --

ISAIAH JOE CAREER STATISTICS

Year	GP	GS	Min	Avg	FG	FGA	Pct	3FG	3FGA	Pct	FT	FTA	Pct	Off	Def	Tot	Avg	PF	FO	Ast	TO	Blk	Stl	Pts	Avg
2018-19	3	3	94	31.3	15	32	.469	10	24	.417	4	6	.667	1	8	9	3.0	5	0	5	5	0	4	44	14.7



2 ADRIO BAILEY

F, Jr., 6-6, 222 | Campti, La. / Lakeview HS

- Represents Arkansas on the SEC Men's Basketball Leadership Council
- Name is pronounced A-Dree-O

2018-19 (Jr.) HIGHLIGHTS:

- Set a career-highs in points (20), free throws made (9) and free throws attempted (11) in the win over UC Davis ... Helped put the game out of reach, scoring eight (with six free throws) inside the final five minutes during a 22-1 run ... Also attempted and later made his first career 3-pointer.



#2 ADRIO BAILEY 2018-19 GAME STATS

Opponent	Date	GS	Min	FG	FGA	Pct	3FG	3FGA	Pct	FT	FTA	Pct	O	D	Tot	Avg	PF	FO	A	TO	Blk	Stl	Pts	Avg
vs Texas	11/09/18	*	35	4	5	.800	0	1	.000	0	2	.000	0	5	5	5.0	3	0	1	1	1	1	8	8.0
UC DAVIS	11/12/18	*	26	5	8	.625	1	2	.500	9	11	.818	0	4	4	4.5	2	0	2	0	0	2	20	14.0
INDIANA	11/18/18	*	25	2	7	.286	0	1	.000	0	0	.000	0	1	1	3.3	3	0	1	0	0	1	4	10.7
Totals			86	11	20	.550	1	4	.250	9	13	.692	0	10	10	3.3	8	0	4	1	1	4	32	10.7

Rebounds/game: 3.3
Assists/game: 1.3
Turnovers/game: 0.3
Assist/turnover ratio: 4.0
Steals/game: 1.3
Blocks/game: 0.3

• PERSONAL BESTS •

POINTS

Season: 20 vs. UC Davis (11/12/18) SEC: 10 at Mississippi State (01/02/18)
Career: 20 vs. UC Davis (11/12/18) SEC: 10 at Mississippi State (01/02/18)

FIELD GOALS MADE

Season: 5 vs. UC Davis (11/12/18) SEC: 5 at Mississippi State (01/02/18)
Career: 7 (2x), last vs. Samford (11/10/17) SEC: 5 at Mississippi State (01/02/18)

FIELD GOALS ATTEMPTED

Season: 8 vs. UC Davis (11/12/18) SEC: 7 at Mississippi State (01/02/18)
Career: 8 (4x), last vs. UCD (11/12/18) SEC: 7 at Mississippi State (01/02/18)

3-POINT FIELD GOALS MADE

Season: 1 vs. UC Davis (11/12/18) SEC: --
Career: 1 vs. UC Davis (11/12/18) SEC: --

3-POINT FG ATTEMPTS

Season: 2 vs. UC Davis (11/12/18) SEC: --
Career: 2 vs. UC Davis (11/12/18) SEC: --

FREE THROWS MADE

Season: 9 vs. UC Davis (11/12/18) SEC: 2 vs. Auburn (2/27/18)
Career: 9 vs. UC Davis (11/12/18) SEC: 2 vs. Auburn (2/27/18)

FREE THROWS ATTEMPTED

Season: 11 vs. UC Davis (11/12/18) SEC: 6 vs. South Carolina (03/08/18)
Career: 11 vs. UC Davis (11/12/18) SEC: 3 vs. Alabama (02/01/17)

REBOUNDS

Season: 5 vs. Texas (11/09/18) SEC: 6 at Mississippi State (01/02/18)
Career: 7 (2x), last vs. Oklahoma (11/23/17) SEC: 6 at Mississippi State (01/02/18)

ASSISTS

Season: 2 vs. UC Davis (11/12/18) SEC: 2 vs. Ole Miss (01/20/18)
Career: 3 vs. Fresno State (11/17/17) SEC: 2 vs. Ole Miss (01/20/18)

STEALS

Season: 2 vs. UC Davis (11/12/18) SEC: 1 (5x), last at LSU (02/03/18)
Career: 3 (2x), last vs. USC (03/08/18) SEC: 2 vs. Texas A&M (02/22/17)

BLOCKED SHOTS

Season: 1 vs. Texas (11/09/18) SEC: 1 (5x), last at Alabama (02/24/18)
Career: 5 vs. North Carolina (11/24/17) SEC: 2, vs. Vanderbilt (02/27/17)

MINUTES

Season: 35 vs. Texas (11/09/18) SEC: 23 vs. Ole Miss (01/20/18)
Career: 35 vs. Texas (11/09/18) SEC: 23 vs. Ole Miss (01/20/18)

ADRIO BAILEY CAREER STATISTICS

Year	GP	GS	Min	Avg	FG	FGA	Pct	3FG	3FGA	Pct	FT	FTA	Pct	Off	Def	Tot	Avg	PF	FO	Ast	TO	Blk	Stl	Pts	Avg
2016-17	27	2	200	7.4	22	39	.564	0	0	.000	6	19	.316	13	22	35	1.3	29	0	7	11	7	14	50	1.9
2017-18	31	16	439	14.2	53	98	.541	0	0	.000	20	33	.606	29	50	79	2.5	59	1	17	18	23	15	126	4.1
2018-19	3	3	86	28.7	11	20	.550	1	4	.250	9	13	.692	0	10	10	3.3	8	0	4	1	1	4	32	10.7
TOTAL	61	21	725	11.9	86	157	.548	1	4	.250	35	65	.538	42	82	124	2.0	96	1	28	30	31	33	208	3.4



5 JALEN HARRIS

G, RSo., 6-2, 166 | Wilson, N.C. / Word of God Christian Acad. / New Mexico

IN THE SEC

- 4th in assist-to-turnover ratio (3.00) – 12 asits vs 4 turnovers
- 8th in assists per game (4.0)
- 9th in steals per game (1.67)

2018-19 (RSo.) HIGHLIGHTS:

- Has dished out four assists in all three games.
- Leads the team in free throw percentage at .875, making 7-of-8.
- Posted season highs in points (11) and steals (3) versus Texas.



• PERSONAL BESTS •

POINTS

Season: 11 vs. Texas (11/09/18) SEC: --
Career: 15 vs. Nevada (01/07/17) SEC: --

FIELD GOALS MADE

Season: 3 vs. Texas (11/09/18) SEC: --
Career: 4 (4x), last vs UNLV (01/10/17) SEC: --

FIELD GOALS ATTEMPTED

Season: 12 vs. Texas (11/09/18) SEC: --
Career: 12 vs. Texas (11/09/18) SEC: --

3-POINT FIELD GOALS MADE

Season: 1 vs. Indiana (11/18/18) SEC: --
Career: 1 (8x), last vs. Indiana (11/18/18) SEC: --

3-POINT FG ATTEMPTS

Season: 5 vs. Texas (11/09/18) SEC: --
Career: 5 vs. Texas (11/09/18) SEC: --

FREE THROWS MADE

Season: 5 vs. Texas (11/09/18) SEC: --
Career: 7 vs. Nevada (01/07/17) SEC: --

FREE THROWS ATTEMPTED

Season: 6 vs. Texas (11/09/18) SEC: --
Career: 10 vs. Nevada (01/07/17) SEC: --

REBOUNDS

Season: 5 vs. Texas (11/09/18) SEC: --
Career: 9 vs. Nevada (01/07/17) SEC: --

ASSISTS

Season: 4 (3x), last vs Indiana (1/18/18) SEC: --
Career: 8 at Utah State (01/04/17) SEC: --

STEALS

Season: 3 vs. Texas (11/09/18) SEC: --
Career: 3 (3x), last vs. Texas (11/09/18) SEC: --

BLOCKED SHOTS

Season: SEC: --
Career: 1 (3x), last at UNLV (02/01/17) SEC: --

MINUTES

Season: 39 vs. Texas (11/09/18) SEC: --
Career: 39 vs. Texas (11/09/18) SEC: --

#5 JALEN HARRIS 2018-19 GAME STATS

Opponent	Date	GS	Min	FG	FGA	Pct	3FG	FGA	Pct	FT	FTA	Pct	O	D	Tot	Avg	PF	FO	A	TO	Blk	Stl	Pts	Avg	
vs Texas	11/09/18	*	39	3	12	.250	0	5	.000	5	6	.833	3	2	5	5.0	2	0	4	2	0	3	11	11.0	
UC DAVIS	11/12/18	*	28	1	6	.167	0	1	.000	0	0	.000	0	2	2	3.5	2	0	4	0	0	1	2	6.5	
INDIANA	11/18/18	*	25	1	5	.200	1	3	.333	2	2	1.000	0	2	2	3.0	3	0	4	2	0	1	5	6.0	
Totals			3	92	5	23	.217	1	9	.111	7	8	.875	3	6	9	3.0	7	0	12	4	0	5	18	6.0

Rebounds/game: 3.0
Assists/game: 4.0
Turnovers/game: 1.3
Assist/turnover ratio: 3.0
Steals/game: 1.7

JALEN HARRIS CAREER STATISTICS

Year	GP	GS	Min	Avg	FG	FGA	Pct	3FG	3FGA	Pct	FT	FTA	Pct	Off	Def	Tot	Avg	PF	FO	Ass	TO	Blk	Stl	Pts	Avg
2016-17*	31	18	639	20.6	47	107	.439	7	27	.259	38	51	.745	2	54	56	1.8	64	0	72	40	3	25	139	4.5
2017-18	Redshirted																								
2018-19	3	3	92	30.7	5	23	.217	1	9	.111	7	8	.875	3	6	9	3.0	7	0	12	4	0	5	18	6.0
CAREER	34	21	731	21.5	52	130	.400	8	36	.222	45	59	.763	5	60	65	1.9	71	0	84	44	3	30	157	4.6

* - 2016-17 stats from New Mexico



10 DANIEL GAFFORD

F, So., 6-11, 233 | El Dorado, Ark. / El Dorado HS

2019 WOODEN AWARD WATCH LIST • One of 50 candidates
2019 CITIZEN NAISMITH TROPHY WATCH LIST • One of 50 candidates
2019 KAREEM ABDUL-JABBAR WATCH LIST • One of 21 candidates
2018-19 PRESEASON FIRST TEAM ALL-SEC • Media and Coaches
CONSENSUS NBA LOTTERY PICK IN 2019 MOCK DRAFTS

• Has scored double digits in all three games and posted double-doubles in 2 of the 3.

IN THE NCAA/SEC

- 14th NCAA • 1st SEC in blocked shots per game (3.0)
- 20th NCAA • 1st SEC in field goal percentage (.697)
- 21st NCAA • 1st SEC in double-doubles (2)
- 50th NCAA • 2nd SEC in defensive rebounds per game (7.0)
- 61st NCAA • 2nd SEC in overall rebounds per game (9.3)
- 83rd NCAA • 4th SEC in points per game (19.7)

2018-19 (So.) HIGHLIGHTS:

- Had a double-double in the opener versus Texas with 20 points and 12 rebounds, which tied a career high.
- Named **SEC Player of the Week** thanks to his career-high 27 points vs. Indiana ... Also tied career-high with 12 rebounds. ... Was most effective in the second half, scoring 19 points, grabbing seven rebounds and getting two steals ... In fact, was 9-for-10 shooting in the period while the rest of the team was just 5-of-23 from the field and scored 16 points ... Three times in within the final 11 minutes, Indiana took a one-point lead and, each time, Gafford answered to put the Razorbacks back on top. In the final seconds, Gafford tipped the ball out after a missed shot that led to a Mason Jones rebound and eventual game-winning free throw with 2.5 seconds left.



#10 DANIEL GAFFORD 2018-19 GAME STATS

Opponent	Date	GS	Min	FG	FGA	Pct	3FG	FGA	Pct	FT	FTA	Pct	O	D	Tot	Avg	PF	FO	A	TO	Blk	Stl	Pts	Avg	
vs Texas	11/09/18	*	33	8	15	.533	0	0	.000	4	9	.444	2	10	12	12.0	3	0	0	6	2	1	20	20.0	
UC DAVIS	11/12/18	*	28	3	3	1.000	0	0	.000	6	9	.667	0	4	4	8.0	2	0	2	6	4	0	12	16.0	
INDIANA	11/18/18	*	31	12	15	.800	0	0	.000	3	8	.375	5	7	12	9.3	2	0	0	3	3	2	27	19.7	
Totals			3	92	23	33	.697	0	0	.000	13	26	.500	7	21	28	9.3	7	0	2	15	9	3	59	19.7

Rebounds/game: 9.3
 Assists/game: 0.7
 Turnovers/game: 5.0
 Assist/turnover ratio: 0.1
 Steals/game: 1.0
 Blocks/game: 3.0

• PERSONAL BESTS •

POINTS

Season: 27 vs. Indiana (11/18/18) SEC: 21 vs. Auburn (02/27/18)
 Career: 27 vs. Indiana (11/18/18) SEC: 21 vs. Auburn (02/27/18)

FIELD GOALS MADE

Season: 12 vs. Indiana (11/18/18) SEC: 10 vs. Auburn (02/27/18)
 Career: 12 vs. Indiana (11/18/18) SEC: 10 vs. Auburn (02/27/18)

FIELD GOALS ATTEMPTED

Season: 15 vs. Indiana (11/18/18) SEC: 15 vs. Auburn (02/27/18)
 Career: 15 (2x), last vs. Indiana (11/18/18) SEC: 15 vs. Auburn (02/27/18)

3-POINT FIELD GOALS MADE

Season: -- SEC: --
 Career: -- SEC: --

3-POINT FG ATTEMPTS

Season: -- SEC: --
 Career: -- SEC: --

FREE THROWS MADE

Season: 6 vs UC Davis (11/12/18) SEC: 7 at Ole Miss (02/13/18)
 Career: 7 (2x), last at Ole Miss (02/13/18) SEC: 7 at Ole Miss (02/13/18)

FREE THROWS ATTEMPTED

Season: 9 vs UC Davis (11/12/18) SEC: 10 at Ole Miss (02/13/18)
 Career: 10 (2x), last at Ole Miss (02/13/18) SEC: 10 at Ole Miss (02/13/18)

REBOUNDS

Season: 12 (2x), last vs. Indiana (11/18/18) SEC: 11 at Florida (01/17/18)
 Career: 12 (4x), last vs. Indiana (11/18/18) SEC: 11 at Florida (01/17/18)

ASSISTS

Season: 2 vs UC Davis (11/12/18) SEC: 2 (4x), last vs Auburn (02/27/18)
 Career: 4 vs. Oral Roberts (12/19/17) SEC: 2 (4x), last vs Auburn (02/27/18)

STEALS

Season: 2 vs. Indiana (11/18/18) SEC: 3 vs. Ole Miss (01/20/18)
 Career: 3 vs. Ole Miss (01/20/18) SEC: 3 vs. Ole Miss (01/20/18)

BLOCKED SHOTS

Season: 4 vs UC Davis (11/12/18) SEC: 7 (2x), last vs. Auburn (02/27/18)
 Career: 7 (2x), last vs. Auburn (02/27/18) SEC: 7 (2x), last vs. Auburn (02/27/18)

MINUTES

Season: 33 vs. Texas (11/09/18) SEC: 33 vs. Tennessee (12/30/17)
 Career: 33 (2x), last vs. Texas (11/09/18) SEC: 33 vs. Tennessee (12/30/17)

DANIEL GAFFORD CAREER STATISTICS

Year	GP	GS	Min	Avg	FG	FGA	Pct	3FG	3FGA	Pct	FT	FTA	Pct	Off	Def	Tot	Avg	PF	FO	Ast	TO	Blk	Stl	Pts	Avg
2017-18	35	26	790	22.6	164	271	.605	0	0	.000	85	161	.528	77	140	217	6.2	114	3	24	37	76	19	413	11.8
2018-19	3	3	92	30.7	23	33	.697	0	0	.000	13	26	.500	7	21	28	9.3	7	0	2	15	9	3	59	19.7
TOTAL	38	29	882	23.2	187	304	.615	0	0	.000	98	187	.524	84	161	245	6.4	121	3	26	52	85	22	472	12.4



11 KEYSHAWN EMBURY-SIMPSON

G, Fr., 6-3, 202 | Midwest City, Okla. / IMG (Fla.) Academy

2018-19 (Fr.) HIGHLIGHTS:

- Second on the team in minutes off the bench (13.7) and has not committed a turnover.
- Scored season-high seven points versus UC Davis, including five in the second half.



#11 KEYSHAWN EMBURY-SIMPSON 2018-19 GAME STATS

Opponent	Date	GS	Min	FG	FGA	Pct	3FG	FGA	Pct	FT	FTA	Pct	O	D	Tot	Avg	PF	FO	A	TO	Blk	Stl	Pts	Avg
vs Texas	11/09/18	9	0	2	.000	0	0	.000	0	1	.000	1	1	2	2.0	0	0	0	0	0	0	0	0	0.0
UC DAVIS	11/12/18	18	2	6	.333	1	4	.250	2	2	1.000	0	0	0	1.0	1	0	1	0	0	2	7	3.5	
INDIANA	11/18/18	14	1	5	.200	0	2	.000	0	0	.000	0	2	2	1.3	3	0	1	0	1	0	2	3.0	
Totals		0	41	3	13	.231	1	6	.167	2	3	.667	1	3	4	1.3	4	0	2	0	1	2	9	3.0

Rebounds/game: 1.3

Assists/game: 0.7

Assist/turnover ratio: 99.9

Steals/game: 0.7

Blocks/game: 0.3

• PERSONAL BESTS •

POINTS

Season: 7 vs. UC Davis (11/12/18) SEC: --
Career: 7 vs. UC Davis (11/12/18) SEC: --

FIELD GOALS MADE

Season: 2 vs. UC Davis (11/12/18) SEC: --
Career: 2 vs. UC Davis (11/12/18) SEC: --

FIELD GOALS ATTEMPTED

Season: 6 vs. UC Davis (11/12/18) SEC: --
Career: 6 vs. UC Davis (11/12/18) SEC: --

3-POINT FIELD GOALS MADE

Season: 1 vs. UC Davis (11/12/18) SEC: --
Career: 1 vs. UC Davis (11/12/18) SEC: --

3-POINT FG ATTEMPTS

Season: 4 vs. UC Davis (11/12/18) SEC: --
Career: 4 vs. UC Davis (11/12/18) SEC: --

FREE THROWS MADE

Season: 2 vs. UC Davis (11/12/18) SEC: --
Career: 2 vs. UC Davis (11/12/18) SEC: --

FREE THROWS ATTEMPTED

Season: 2 vs. UC Davis (11/12/18) SEC: --
Career: 2 vs. UC Davis (11/12/18) SEC: --

REBOUNDS

Season: 2 (2x), last vs. Indiana (11/18/18) SEC: --
Career: 2 (2x), last vs. Indiana (11/18/18) SEC: --

ASSISTS

Season: 1 (2x), last vs. Indiana (11/18/18) SEC: --
Career: 1 (2x), last vs. Indiana (11/18/18) SEC: --

STEALS

Season: 2 vs. UC Davis (11/12/18) SEC: --
Career: 2 vs. UC Davis (11/12/18) SEC: --

BLOCKED SHOTS

Season: 1 vs. Indiana (11/18/18) SEC: --
Career: 1 vs. Indiana (11/18/18) SEC: --

MINUTES

Season: 18 vs. UC Davis (11/12/18) SEC: --
Career: 18 vs. UC Davis (11/12/18) SEC: --

KEYSHAWN EMBURY-SIMPSON CAREER STATISTICS

Year	GP	GS	Min	Avg	FG	FGA	Pct	3FG	3FGA	Pct	FT	FTA	Pct	Off	Def	Tot	Avg	PF	FO	Ast	TO	Blk	Stl	Pts	Avg
2018-19	3	0	41	13.7	3	13	.231	1	6	.167	2	3	.667	1	3	4	1.3	4	0	2	0	1	2	9	3.0



13 MASON JONES

G, So., 6-5, 207 | Desoto, Texas / Triple A Acad. / Connors State CC

• Has scored double digits in all three games.

IN THE NCAA/SEC

• 69th NCAA • 1st SEC in minutes played per game (35:20)

2018-19 (So.) HIGHLIGHTS:

- Among the top three on the team in almost every stat category, including scoring (3rd, 14.3), rebounding (2nd, 6.3) and assists (1st-tie, 12).
- Made Arkansas' first basket of the game in the first two games – both 3-pointers.
- Led the team in scoring (21) and rebounds (8) in the UC Davis win ... 15 of those points came in the first half (5-of-6 FG – 4-5 3FG) ... 7 of his 8 boards came in the 2nd half.
- Hit (and missed) the game-winning free throw versus Indiana with 2.5 seconds left ... Finished with 11 points, five rebounds and seven assists ... Was first Razorback since Jan. 2012 to play at least 35 minutes, have at least 7 assists and commit zero turnovers.



#13 MASON JONES 2018-19 GAME STATS

Opponent	Date	GS	Min	FG	FGA	Pct	3FG	FGA	Pct	FT	FTA	Pct	O	D	Tot	Avg	PF	FO	A	TO	Blk	Stl	Pts	Avg	
vs Texas	11/09/18	*	37	3	10	.300	2	6	.333	3	4	.750	0	6	6	6.0	4	0	3	4	1	0	11	11.0	
UC DAVIS	11/12/18	*	31	6	10	.600	4	7	.571	5	7	.714	1	7	8	7.0	1	0	2	2	0	1	21	16.0	
INDIANA	11/18/18	*	38	3	8	.375	1	4	.250	4	6	.667	0	5	5	6.3	2	0	7	0	0	1	11	14.3	
Totals			3	106	12	28	.429	7	17	.412	12	17	.706	1	18	19	6.3	7	0	12	6	1	2	43	14.3

Rebounds/game: 6.3

Assists/game: 4.0

Turnovers/game: 2.0

Assist/turnover ratio: 2.0

Steals/game: 0.7

Blocks/game: 0.3

• PERSONAL BESTS •

POINTS

Season: 21 vs. UC Davis (11/12/18)

SEC: --

Career: 21 vs. UC Davis (11/12/18)

SEC: --

FIELD GOALS MADE

Season: 6 vs. UC Davis (11/12/18)

SEC: --

Career: 6 vs. UC Davis (11/12/18)

SEC: --

FIELD GOALS ATTEMPTED

Season: 10 (2x), last vs. UCD (11/12/18)

SEC: --

Career: 10 (2x), last vs. UCD (11/12/18)

SEC: --

3-POINT FIELD GOALS MADE

Season: 4 vs. UC Davis (11/12/18)

SEC: --

Career: 4 vs. UC Davis (11/12/18)

SEC: --

3-POINT FG ATTEMPTS

Season: 7 vs. UC Davis (11/12/18)

SEC: --

Career: 7 vs. UC Davis (11/12/18)

SEC: --

FREE THROWS MADE

Season: 5 vs. UC Davis (11/12/18)

SEC: --

Career: 5 vs. UC Davis (11/12/18)

SEC: --

FREE THROWS ATTEMPTED

Season: 7 vs. UC Davis (11/12/18)

SEC: --

Career: 7 vs. UC Davis (11/12/18)

SEC: --

REBOUNDS

Season: 8 vs. UC Davis (11/12/18)

SEC: --

Career: 8 vs. UC Davis (11/12/18)

SEC: --

ASSISTS

Season: 7 vs. Indiana (11/18/18)

SEC: --

Career: 7 vs. Indiana (11/18/18)

SEC: --

STEALS

Season: 1 (2x), last vs. Indiana (11/18/18)

SEC: --

Career: 1 (2x), last vs. Indiana (11/18/18)

SEC: --

BLOCKED SHOTS

Season: 1 vs. Texas (11/09/18)

SEC: --

Career: 1 vs. Texas (11/09/18)

SEC: --

MINUTES

Season: 38 vs. Indiana (11/18/18)

SEC: --

Career: 38 vs. Indiana (11/18/18)

SEC: --

MASON JONES CAREER STATISTICS

Year	GP	GS	Min	Avg	FG	FGA	Pct	3FG	3FGA	Pct	FT	FTA	Pct	Off	Def	Tot	Avg	PF	FO	Ast	TO	Blk	Stl	Pts	Avg
2018-19	3	3	106	35.3	12	28	.429	7	17	.412	12	17	.706	1	18	19	6.3	7	0	12	6	1	2	43	14.3




15 JONATHAN HOLMES

G, Jr., 5-10, 190 | Columbia, Ill. / Columbia HS

2018-19 (Jr.) HIGHLIGHTS:

- Fan favorite ... Has yet to see game action.
- Was the only player on the roster that had made a 3-pointer in an Arkansas uniform to start the season, hitting two last season.



• PERSONAL BESTS •

POINTS

Season: 3, (2x), last vs. ORU (12/19/17) SEC: 2 (2x), last vs. Vandy (02/10/18)
Career: 3, (2x), last vs. ORU (12/19/17) SEC: 2 (2x), last vs. Vandy (02/10/18)

FIELD GOALS MADE

Season: 1 (7x), last vs. Vandy (02/10/18) SEC: 1 vs. Vanderbilt (02/10/18)
Career: 1 (7x), last vs. Vandy (02/10/18) SEC: 1 vs. Vanderbilt (02/10/18)

FIELD GOALS ATTEMPTED

Season: 2 (6x), last vs. ORU (12/19/17) SEC: 1 (2x), last vs. TX A&M (02/14/18)
Career: 2 (7x), last vs. ORU (12/19/17) SEC: 1 (5x), last vs. TX A&M (02/14/18)

3-POINT FIELD GOALS MADE

Season: 1 (2x), last vs. Troy (12/16/17) SEC: 1 (2x), last vs. Troy (12/16/17)
Career: 1 (2x), last vs. Troy (12/16/17) SEC: --

3-POINT FG ATTEMPTS

Season: 1 (6x), last vs. CSUB (12/27/17) SEC: --
Career: 2 vs. Austin Peay (12/03/16) SEC: 1 (2x), last vs. Ole Miss (02/18/17)

FREE THROWS MADE

Season: 1 vs. Samford (11/10/17) SEC: --
Career: 1 vs. Samford (11/10/17) SEC: --

FREE THROWS ATTEMPTED

Season: 2 vs. Samford (11/10/17) SEC: --
Career: 2 vs. Samford (11/10/17) SEC: --

REBOUNDS

Season: 1 (3x), last vs. Vandy (02/10/18) SEC: 1 vs. Vanderbilt (02/10/18)
Career: 1 (4x), last vs. Vandy (02/10/18) SEC: 1 vs. Vanderbilt (02/10/18)

ASSISTS

Season: 1 vs. Samford (11/10/17) SEC: --
Career: 1 vs. Samford (11/10/17) SEC: --

STEALS

Season: 1 vs. Bucknell (11/12/17) SEC: --
Career: 1 vs. Bucknell (11/12/17) SEC: --

BLOCKED SHOTS

Season: -- SEC: --
Career: -- SEC: --

MINUTES

Season: 4 vs. UConn (11/26/17) SEC: 1 (2x), last vs. TX A&M (02/17/18)
Career: 4 vs. UConn (11/26/17) SEC: 1 (5x), last vs. TX A&M (02/17/18)

#15 JONATHAN HOLMES 2018-19 GAME STATS

Opponent	Date	GS	Min	FG	FGA	Pct	3FG	3FGA	Pct	FT	FTA	Pct	O	D	Tot	Avg	PF	FO	A	TO	Blk	Stl	Pts	Avg
vs Texas	11/09/18	DNP																						
UC DAVIS	11/12/18	DNP																						
INDIANA	11/18/18	DNP																						

JONATHAN HOLMES CAREER STATISTICS

Year	GP	GS	Min	Avg	FG	FGA	Pct	3FG	3FGA	Pct	FT	FTA	Pct	Off	Def	Tot	Avg	PF	FO	Ast	TO	Blk	Stl	Pts	Avg
2016-17	6	0	7	1.2	1	5	.200	0	4	.000	0	0	.000	0	1	1	0.2	1	0	0	0	0	0	2	0.3
2017-18	11	0	18	1.6	6	15	.400	2	6	.333	1	2	.500	2	1	3	0.3	1	0	1	2	0	1	15	1.4
2018-19	0	0	0	0	0	0	0	0	0	0	0	0	0	0	0	0	0	0	0	0	0	0	0	0	0.0
TOTAL	17	0	25	1.5	7	20	.350	2	10	.200	1	2	.500	2	2	4	0.2	2	0	1	2	0	1	17	1.0



22 GABE OSABUOHEN

F, So., 6-8, 221 | Toronto, Canada / Southwest Christian Acad. (Ark.)

• Pronounced Oh-sah-BOY-en.

2018-19 (So.) HIGHLIGHTS:

- Has only scored six points but has been praised by Coach Anderson for having a positive impact on the game in other areas ... High energy guy off the bench, gets deflections, takes charges and hits the boards..
- Hit his first career 3-pointer versus Indiana (missing the five six of his career) at the first half drew to a close to give the Razorbacks a 38-35 lead.



#15 GABE OSABUOHEN 2018-19 GAME STATS

Opponent	Date	GS	Min	FG	FGA	Pct	3FG	FGA	Pct	FT	FTA	Pct	O	D	Tot	Avg	PF	FO	A	TO	Blk	Stl	Pts	Avg
vs Texas	11/09/18	11		0	4	.000	0	1	.000	1	2	.500	2	1	3	3.0	1	0	0	1	1	0	1	1.0
UC DAVIS	11/12/18	14		0	3	.000	0	1	.000	0	2	.000	2	3	5	4.0	4	0	1	0	1	1	0	0.5
INDIANA	11/18/18	10		2	3	.667	1	1	1.000	0	0	.000	0	0	0	2.7	2	0	2	4	0	1	5	2.0
Totals		0	35	2	10	.200	1	3	.333	1	4	.250	4	4	8	2.7	7	0	3	5	2	2	6	2.0

Games played: 3
Minutes/game: 11.7
Points/game: 2.0
FG Pct: 20.0
3FG Pct: 33.3
FT Pct: 25.0

Rebounds/game: 2.7
Assists/game: 1.0
Turnovers/game: 1.7
Assist/turnover ratio: 0.6
Steals/game: 0.7
Blocks/game: 0.7

• PERSONAL BESTS •

POINTS

Season: 1 vs. Texas (11/09/18) SEC: 6 vs. Texas A&M (02/17/18)
Career: 6 vs. Texas A&M (02/17/18) SEC: 6 vs. Texas A&M (02/17/18)

FIELD GOALS MADE

Season: -- SEC: 3 vs. Texas A&M (02/17/18)
Career: 3 vs. Texas A&M (02/17/18) SEC: 3 vs. Texas A&M (02/17/18)

FIELD GOALS ATTEMPTED

Season: 4 vs. Texas (11/09/18) SEC: 6 vs. Texas A&M (02/17/18)
Career: 6 vs. Texas A&M (02/17/18) SEC: 6 vs. Texas A&M (02/17/18)

3-POINT FIELD GOALS MADE

Season: -- SEC: --
Career: -- SEC: --

3-POINT FG ATTEMPTS

Season: 1 (2x), last UC Davis (11/12/18) SEC: 1 (2x), last vs. Fla. (03/09/18)
Career: 1 (6x), last UC Davis (11/12/18) SEC: 1 (2x), last vs. Fla. (03/09/18)

FREE THROWS MADE

Season: 1 vs. Texas (11/09/18) SEC: 1 (2x), last at Miss (02/13/18)
Career: 1 (3x), last at UC Davis (11/12/18) SEC: 1 (2x), last at Miss (02/13/18)

FREE THROWS ATTEMPTED

Season: 2 (2x), last UC Davis (11/12/18) SEC: 2 (2x), last at Miss (02/13/18)
Career: 2 (6x), last UC Davis (11/12/18) SEC: 2 (2x), last at Miss (02/13/18)

REBOUNDS

Season: 5 vs UC Davis (11/12/18) SEC: 4 vs. South Carolina (02/06/18)
Career: 5 vs UC Davis (11/12/18) SEC: 4 vs. South Carolina (02/06/18)

ASSISTS

Season: 1 vs UC Davis (11/12/18) SEC: 2 vs. South Carolina (02/06/18)
Career: 2 vs. South Carolina (02/06/18) SEC: 2 vs. South Carolina (02/06/18)

STEALS

Season: 1 vs UC Davis (11/12/18) SEC: 1 (2x), last vs. TX A&M (02/17/18)
Career: 1 (4x), last vs UC Davis (11/12/18) SEC: 1 (2x), last vs. TX A&M (02/17/18)

BLOCKED SHOTS

Season: 1 (2x), last vs UC Davis (11/12/18) SEC: 1 (3x), last vs. TX A&M (02/17/18)
Career: 1 (5x), last vs UC Davis (11/12/18) SEC: 1 (3x), last vs. TX A&M (02/17/18)

MINUTES

Season: 14 vs UC Davis (11/12/18) SEC: 17 vs. S. Carolina (02/06/18)
Career: 17 vs. S. Carolina (02/06/18) SEC: 17 vs. S. Carolina (02/06/18)

GABE OSABUOHEN CAREER STATISTICS

Year	GP	GS	Min	Avg	FG	FGA	Pct	3FG	3FGA	Pct	FT	FTA	Pct	Off	Def	Tot	Avg	PF	FO	Ass	TO	Blk	Stl	Pts	Avg
2017-18	20	0	136	6.8	10	25	.400	0	4	.000	2	10	.200	6	22	28	1.4	21	0	7	11	3	3	22	1.1
2018-19	3	0	35	11.7	2	10	.200	1	3	.333	1	4	.250	4	4	8	2.7	7	0	3	5	2	2	6	2.0
TOTAL	23	0	171	7.4	12	35	.343	1	7	.143	3	14	.214	10	26	36	1.6	28	0	10	16	5	5	28	1.2



24 ETHAN HENDERSON

F, Fr., 6-8, 210 | Little Rock, Ark. / Parkview Magnet HS

2018-19 (Fr.) HIGHLIGHTS:

- Saw action late in the UC Davis win.



#24 ETHAN HENDERSON 2018-19 GAME STATS

Opponent	Date	GS	Min	FG	FGA	Pct	3FG	3FGA	Pct	FT	FTA	Pct	O	D	Tot	Avg	PF	FO	A	TO	Blk	Stl	Pts	Avg
vs Texas	11/09/18	DNP																						
UC DAVIS	11/12/18	2		0	0	.000	0	0	.000	0	0	.000	0	0	0	0.0	1	0	0	1	0	0	0	0.0
INDIANA	11/18/18	DNP																						
Totals		0	2	0	0	.000	0	0	.000	0	0	.000	0	0	0	0.0	1	0	0	1	0	0	0	0.0

Games played: 1
Minutes/game: 2.0

Turnovers/game: 1.0

• PERSONAL BESTS •

POINTS

Season: -- SEC: --
Career: -- SEC: --

FIELD GOALS MADE

Season: -- SEC: --
Career: -- SEC: --

FIELD GOALS ATTEMPTED

Season: -- SEC: --
Career: -- SEC: --

3-POINT FIELD GOALS MADE

Season: -- SEC: --
Career: -- SEC: --

3-POINT FG ATTEMPTS

Season: -- SEC: --
Career: -- SEC: --

FREE THROWS MADE

Season: -- SEC: --
Career: -- SEC: --

FREE THROWS ATTEMPTED

Season: -- SEC: --
Career: -- SEC: --

REBOUNDS

Season: -- SEC: --
Career: -- SEC: --

ASSISTS

Season: -- SEC: --
Career: -- SEC: --

STEALS

Season: -- SEC: --
Career: -- SEC: --

BLOCKED SHOTS

Season: -- SEC: --
Career: -- SEC: --

MINUTES

Season: 2 vs. UC Davis (11/12/18) SEC: --
Career: 2 vs. UC Davis (11/12/18) SEC: --

ETHAN HENDERSON CAREER STATISTICS

Year	GP	GS	Min	Avg	FG	FGA	Pct	3FG	3FGA	Pct	FT	FTA	Pct	Off	Def	Tot	Avg	PF	FO	Ast	TO	Blk	Stl	Pts	Avg
2018-19	1	0	2	2.0	0	0	.000	0	0	.000	0	0	.000	0	0	0	0.0	1	0	0	1	0	0	0	0.0



35 REGGIE CHANEY

F, Fr., 6-8, 222 | Tulsa, Okla. / Findlay Prep (Nev.)

2018-19 (Fr.) HIGHLIGHTS:

- Battled foul trouble versus Texas, but still pulled down five rebounds and had a steal in just 11 minutes.
- Was productive in his 13 minutes versus Indiana, getting four points, three rebounds and three blocked shots.



#35 REGGIE CHANEY 2018-19 GAME STATS

Opponent	Date	GS	Min	FG	FGA	Pct	3FG	3FGA	Pct	FT	FTA	Pct	O	D	Tot	Avg	PF	FO	A	TO	Blk	Stl	Pts	Avg
vs Texas	11/09/18	11		0	1	.000	0	0	.000	0	0	.000	2	3	5	5.0	4	0	0	3	0	1	0	0.0
UC DAVIS	11/12/18	11		1	4	.250	0	0	.000	1	4	.250	1	0	1	3.0	3	0	0	1	1	0	3	1.5
INDIANA	11/18/18	13		2	4	.500	0	0	.000	0	1	.000	1	2	3	3.0	0	0	0	1	3	0	4	2.3
Totals		0	35	3	9	.333	0	0	.000	1	5	.200	4	5	9	3.0	7	0	0	5	4	1	7	2.3

Rebounds/game: 3.0
Turnovers/game: 1.7
Steals/game: 0.3
Blocks/game: 1.3

• PERSONAL BESTS •

POINTS

Season: 7 vs. UC Davis (11/12/18)

Career: 7 vs. UC Davis (11/12/18)

SEC: --

SEC: --

FIELD GOALS MADE

Season: 2 vs. UC Davis (11/12/18)

Career: 2 vs. UC Davis (11/12/18)

SEC: --

SEC: --

FIELD GOALS ATTEMPTED

Season: 6 vs. UC Davis (11/12/18)

Career: 6 vs. UC Davis (11/12/18)

SEC: --

SEC: --

3-POINT FIELD GOALS MADE

Season: 1 vs. UC Davis (11/12/18)

Career: 1 vs. UC Davis (11/12/18)

SEC: --

SEC: --

3-POINT FG ATTEMPTS

Season: 4 vs. UC Davis (11/12/18)

Career: 4 vs. UC Davis (11/12/18)

SEC: --

SEC: --

FREE THROWS MADE

Season: 2 vs. UC Davis (11/12/18)

Career: 2 vs. UC Davis (11/12/18)

SEC: --

SEC: --

FREE THROWS ATTEMPTED

Season: 2 vs. UC Davis (11/12/18)

Career: 2 vs. UC Davis (11/12/18)

SEC: --

SEC: --

REBOUNDS

Season: 2 vs. Texas (11/09/18)

Career: 2 vs. Texas (11/09/18)

SEC: --

SEC: --

ASSISTS

Season: 1 vs. UC Davis (11/12/18)

Career: 1 vs. UC Davis (11/12/18)

SEC: --

SEC: --

STEALS

Season: 2 vs. UC Davis (11/12/18)

Career: 2 vs. UC Davis (11/12/18)

SEC: --

SEC: --

BLOCKED SHOTS

Season: --

Career: --

SEC: --

SEC: --

MINUTES

Season: 18 vs. UC Davis (11/12/18)

Career: 18 vs. UC Davis (11/12/18)

SEC: --

SEC: --

REGIE CHANEY CAREER STATISTICS

Year	GP	GS	Min	Avg	FG	FGA	Pct	3FG	3FGA	Pct	FT	FTA	Pct	Off	Def	Tot	Avg	PF	FO	Ast	TO	Blk	Stl	Pts	Avg
2018-19	3	0	35	11.7	3	9	.333	0	0	.000	1	5	.200	4	5	9	3.0	7	0	0	5	4	1	7	2.3

ARKANSAS RAZORBACKS

2018-19 SEASON RESULTS & LEADERS

RECORD:	OVERALL	HOME	AWAY	NEUTRAL
ALL GAMES	2-1	2-0	0-0	0-1
CONFERENCE	0-0	0-0	0-0	0-0
NON-CONFERENCE	1-1	2-0	0-0	0-1

DATE	TIME (CT)	OPPONENT	TV	RESULT	ATTEND	RECORD (SEC)	HIGH POINTS	HIGH REBOUNDS
11/09/18	6:00 pm	# vs Texas	ESPN	(ot) 71-73 L	1400	0-1	(20)Daniel Gafford	(12)Daniel Gafford
11/12/18	7:00 pm	+ UC DAVIS	SEC Network +	W 81-58	13444	1-1	(20)Mason Jones	(8)Mason Jones
11/18/18	2:30 pm	+ INDIANA	ESPN	W 73-72	17456	2-1	(27)Daniel Gafford	(12)Daniel Gafford
11/21/18	7:00 pm	+ MONTANA STATE	SEC Network +					
11/23/18	7:00 pm	+ UT ARLINGTON	SEC Network +					
12/01/18	7:00 pm	FIU	SEC Network +					
12/05/18	9:00 pm	at Colorado State	CBS Sports Network					
12/08/18	2:30 pm	WESTERN KENTUCKY	SEC Network					
12/15/18	7:00 pm	! vs UTSA	--					
12/19/18	8:00 pm	GEORGIA TECH	SEC Network					
12/22/18	1:00 pm	TEXAS STATE	SEC Network					
12/28/18	7:00 pm	AUSTIN PEAY	SEC Network +					
01/05/19	5:00 pm	* at Texas A&M	SEC Network					
01/09/19	7:00 pm	* FLORIDA	SEC Network					
01/12/19	5:00 pm	* LSU	SEC Network					
01/15/19	6:00 pm	* at Tennessee	ESPN/ESPN2/ESPNU/SEC					
01/19/19	Noon	* at Ole Miss	SEC Network					
01/23/19	8:00 pm	* MISSOURI	SEC Network					
01/26/19	5:00 pm	% at Texas Tech	ESPN/ESPN2					
01/29/19	6:00 pm	* GEORGIA	ESPNU					
02/02/19	5:00 pm	* at LSU	SEC Network					
02/05/19	8:00 pm	* VANDERBILT	SEC Network					
02/09/19	2:30 pm	* at South Carolina	SEC Network					
02/12/19	8:00 pm	* at Missouri	ESPN/ESPN2/ESPNU					
02/16/19	7:30 pm	* MISSISSIPPI STATE	SEC Network					
02/20/19	7:30 pm	* at Auburn	SEC Network					
02/23/19	7:30 pm	* TEXAS A&M	SEC Network					
02/26/19	8:00 pm	* at Kentucky	ESPN/ESPN2/SEC					
03/02/19	Noon	* OLE MISS	SEC Network					
03/06/19	7:30 pm	* at Vanderbilt	SEC Network					
03/09/19	5:00 pm	* ALABAMA	SEC Network					
03/13-17/19		^	SEC Tournament	TBD				

Home Games in CAPS | * - Conference game | # - ESPN Armed Forces Classic (Fort Bliss - El Paso, Texas) | + = Hardwood Classic
! - at Verizon Arena (North Little Rock, Ark.) | % - Big 12/SEC Challenge | ^ - SEC Tournament (Nashville, Tenn. - Bridgestone Arena)

ATTENDANCE SUMMARY	GAMES	TOTALS	AVG/GAME
HOME	2	30900	15450
AWAY	0	0	0
NEUTRAL	1	1400	1400
TOTAL	3	32300	10767

ARKANSAS RAZORBACKS

2018-19 SEASON STATISTICS • ALL GAMES

RECORD:	OVERALL	HOME	AWAY	NEUTRAL
ALL GAMES	2-1	2-0	0-0	0-1
CONFERENCE	0-0	0-0	0-0	0-0
NON-CONFERENCE	2-1	2-0	0-0	0-1

				• TOTAL •					• 3-PTS •					• REBOUNDS •												
##	Player	GP	GS	Min	Avg	FG	FGA	Pct	3FG	FGA	Pct	FT	FTA	Pct	Off	Def	Tot	Avg	PF	FO	A	TO	Blk	Stl	Pts	Avg
10	Daniel Gafford	3	3	92	30.7	23	33	.697	0	0	.000	13	26	.500	7	21	28	9.3	7	0	2	15	9	3	59	19.7
01	Isaiah Joe	3	3	94	31.3	15	32	.469	10	24	.417	4	6	.667	1	8	9	3.0	5	0	5	5	0	4	44	14.7
13	Mason Jones	3	3	106	35.3	12	28	.429	7	17	.412	12	17	.706	1	18	19	6.3	7	0	12	6	1	2	43	14.3
02	Adrio Bailey	3	3	86	28.7	11	20	.550	1	4	.250	9	13	.692	0	10	10	3.3	8	0	4	1	1	4	32	10.7
05	Jalen Harris	3	3	92	30.7	5	23	.217	1	9	.111	7	8	.875	3	6	9	3.0	7	0	12	4	0	5	18	6.0
11	K. Embery-Simpson	3	0	41	13.7	3	13	.231	1	6	.167	2	3	.667	1	3	4	1.3	4	0	2	0	1	2	9	3.0
35	Reggie Chaney	3	0	35	11.7	3	9	.333	0	0	.000	1	5	.200	4	5	9	3.0	7	0	0	5	4	1	7	2.3
00	Desi Sills	3	0	42	14.0	2	6	.333	1	2	.500	2	2	1.000	0	3	3	1.0	7	0	2	3	0	1	7	2.3
22	Gabe Osabuohien	3	0	35	11.7	2	10	.200	1	3	.333	1	4	.250	4	4	8	2.7	7	0	3	5	2	2	6	2.0
24	Ethan Henderson	1	0	2	2.0	0	0	.000	0	0	.000	0	0	.000	0	0	0	0.0	1	0	0	1	0	0	0	0.0
TM	TEAM.....														3	7	10	3.3	0		0				0	
Total.....		3				76	174	.437	22	65	.338	51	84	.607	24	85	109	36.3	60	0	42	45	18	24	225	75.0
Opponents.....		3				66	181	.365	25	80	.313	46	63	.730	35	89	124	41.3	77	-	34	56	6	15	203	67.7

SCORE BY PERIODS:	1st	2nd	OT	Total
Arkansas	105	112	8	225
Opponents	101	92	10	203

DEADBALL REBOUNDS:	OFF	DEF	TOTAL
Arkansas	14	5	19
Opponents	7	4	11

ARKANSAS RAZORBACKS

2018-19 RAZORBACK GAME-BY-GAME POINTS-ASSISTS-REBOUNDS

Opponent	Date	Score	WL	00	01	02	05	10	11	13	22	24	35
				SILLS	JOE	BAILEY	HARRIS	GAFFORD	EMBERY-SIMPSON	JONES	OSABUOHEN	HENDERSON	CHANEY
vs TEX	11/09/18	71-73	LOT	3-1-0	17-2-0	8-5-1	11-5-4	20-12-0	0-2-0	11-6-3	1-3-0	DNP	0-5-0
UCD	11/12/18	81-58	W	2-1-0	14-5-2	20-4-2	2-2-4	12-4-2	7-0-1	21-8-2	0-5-1	0-0-0	3-1-0
IND	11/18/18	73-72	W	2-1-2	13-2-3	4-1-1	5-2-4	27-12-0	2-2-1	11-5-7	5-0-2	DNP	4-3-0

ARKANSAS RAZORBACKS

2018-19 STARTING LINEUPS

Date	Opponent	GUARD	GUARD	GUARD	FORWARD	FORWARD	Outcome
Nov. 09	vs. Texas	Joe	Harris	Jones	Bailey	Gafford	L, 71-73 ot
Nov. 12	UC Davis	Joe	Harris	Jones	Bailey	Gafford	W, 81-58
Nov. 18	Indiana	Joe	Harris	Jones	Bailey	Gafford	W, 81-58

RECORD BY LINEUP:

Joe	Harris	Jones	Bailey	Gafford	2-1
-----	--------	-------	--------	---------	-----

2018-19 RAZORBACK GAME-BY-GAME STATISTICS

Opponent	Date	Score	W/L	• TOTAL •			• 3-PTRS •						• REBOUNDS •										
				FG	FGA	Pct	3FG	FGA	Pct	FT	FTA	Pct	Off	Def	Tot	Avg	PF	A	TO	Blk	Stl	Pts	Avg
vs Texas	11/09/18	71-73	Lot	25	61	.410	8	22	.364	13	24	.542	10	36	46	46.0	23	8	18	5	6	71	71.0
UC DAVIS	11/12/18	81-58	W	23	49	.469	8	20	.400	27	41	.659	5	26	31	38.5	21	14	15	6	10	81	76.0
INDIANA	11/18/18	73-72	W	28	64	.438	6	23	.261	11	19	.579	9	23	32	36.3	16	20	12	7	8	73	75.0
Arkansas		225		76	174	.437	22	65	.338	51	84	.607	24	85	109	36.3	60	42	45	18	24	225	75.0
Opponents		203		66	181	.365	25	80	.313	46	63	.730	35	89	124	41.3	77	34	56	6	15	203	67.7

Assists/game: 14.0
 Turnovers/game: 15.0
 Assist/turnover ratio: 0.9
 Steals/game: 8.0
 Blocks/game: 6.0

2018-19 OPPONENT GAME-BY-GAME STATISTICS

Opponent	Date	Score	W/L	• TOTAL •			• 3-PTRS •						• REBOUNDS •										
				FG	FGA	Pct	3FG	FGA	Pct	FT	FTA	Pct	Off	Def	Tot	Avg	PF	A	TO	Blk	Stl	Pts	Avg
vs Texas	11/09/18	71-73	Lot	21	67	.313	10	31	.323	21	30	.700	16	32	48	48.0	25	10	14	5	8	73	73.0
UC DAVIS	11/12/18	81-58	W	18	56	.321	7	29	.241	15	18	.833	11	25	36	42.0	32	11	24	0	3	58	65.5
INDIANA	11/18/18	73-72	W	27	58	.466	8	20	.400	10	15	.667	8	32	40	41.3	20	13	18	1	4	72	67.7
Opponents		203		66	181	.365	25	80	.313	46	63	.730	35	89	124	41.3	77	34	56	6	15	203	67.7
Arkansas		225		76	174	.437	22	65	.338	51	84	.607	24	85	109	36.3	60	42	45	18	24	225	75.0

Assists/game: 11.3
 Turnovers/game: 18.7
 Assist/turnover ratio: 0.6
 Steals/game: 5.0
 Blocks/game: 2.0

GAME 1 Arkansas vs. Texas

Nov. 9, 2018 • Armed Forces Classic • Fort Bliss - El Paso, Texas • ESPN

Arkansas 71 • 0-1

#	Player	Total		3-Ptr		Rebounds			PF	TP	A TO Blk Stl				Min
		FG-FA	FG-FGA	FT-FTA	Off	Def	Tot	A			TO	Blk	Stl		
02	Adrio Bailey	f	4-5	0-1	0-2	0	5	5	3	8	1	1	1	1	35
10	Daniel Gafford	f	8-15	0-0	4-9	2	10	12	3	20	0	6	2	1	33
01	Isaiah Joe	g	6-10	5-8	0-0	0	2	2	4	17	0	1	0	0	34
05	Jalen Harris	g	3-12	0-5	5-6	3	2	5	2	11	4	2	0	3	39
13	Mason Jones	g	3-10	2-6	3-4	0	6	6	4	11	3	4	1	0	37
00	Desi Sills		1-2	1-1	0-0	0	1	1	2	3	0	0	0	0	16
11	K. Embery-Simpson		0-2	0-0	0-1	1	1	2	0	0	0	0	0	0	9
22	Gabe Osabuohien		0-4	0-1	1-2	2	1	3	1	1	0	1	1	0	11
35	Reggie Chaney		0-1	0-0	0-0	2	3	5	4	0	0	3	0	1	11
	Team					0	5	5							
Totals			25-61	8-22	13-24	10	36	46	23	71	8	18	5	6	225
FG % 1st Half:		12-30	40.0%	2nd half:	11-24	45.8%	OT:	2-7	28.6%	Game:	25-61	41.0%	Deadball		
3FG % 1st Half:		4-9	44.4%	2nd half:	3-9	33.3%	OT:	1-4	25.0%	Game:	8-22	36.4%	Rebounds		
FT % 1st Half:		2-5	40.0%	2nd half:	8-13	61.5%	OT:	3-6	50.0%	Game:	13-24	54.2%	5		

Texas 73 • 1-0

#	Player	Total		3-Ptr		Rebounds			PF	TP	A TO Blk Stl				Min
		FG-FGA	FG-FGA	FT-FTA	Off	Def	Tot	A			TO	Blk	Stl		
20	Jericho Sims	f	4-7	0-0	6-10	2	3	5	5	14	0	4	2	0	36
21	Dylan Osetkowski	f	2-9	1-4	6-10	6	7	13	4	11	1	6	0	3	39
02	Matt Coleman III	g	0-8	0-3	2-2	0	0	0	5	2	4	1	0	1	29
12	Kerwin Roach II	g	6-18	4-11	2-2	1	10	11	2	18	2	2	0	1	39
13	Jase Febres	g	1-6	1-5	0-0	1	0	1	0	3	0	0	0	1	21
03	Courtney Ramey		4-6	2-3	0-0	0	3	3	4	10	2	0	0	0	16
10	Jaxson Hayes		1-2	0-0	0-0	4	4	8	3	2	0	1	2	0	16
33	Kamaka Hepa		1-2	1-1	0-0	0	1	1	0	3	0	0	0	1	5
55	Elijah Mitrou-Long		2-9	1-4	5-6	0	2	2	2	10	1	0	1	1	24
Team						2	2	4							
Totals			21-67	10-31	21-30	16	32	48	25	73	10	14	5	8	225
FG % 1st Half:		13-34	38.2%	2nd half:	5-26	19.2%	OT:	3-7	42.9%	Game:	21-67	31.3%	Deadball		
3FG % 1st Half:		7-19	36.8%	2nd half:	3-10	30.0%	OT:	0-2	0.0%	Game:	10-31	32.3%	Rebounds		
FT % 1st Half:		3-4	75.0%	2nd half:	14-20	70.0%	OT:	4-6	66.7%	Game:	21-30	70.0%	3		

Officials: Jerry Pollard, Kip Kissingner, Keith Kimble
Technical fouls: Arkansas-None. Texas-None.
Attendance: 1400
2:10 in 1st half - Flagrant 1 foul on #3 (Texas) Ramey

Score by periods	1st	2nd	OT	Total
Arkansas	30	33	8	71
Texas	36	27	10	73

GAME 3 Arkansas vs. Indiana

Nov. 18, 2018 • Hardwood Showcase • Fayetteville, Ark - Bud Walton Arena • ESPN

Indiana 72 • 3-1

#	Player		Total		3-Ptr		Rebounds					PF	TP	A	TO	Blk	Stl	Min
			FG-FA	FG-FGA	FT-FTA	Off	Def	Tot										
03	SMITH,JUSTIN	f	1-6	0-2	1-4	0	0	0	2	3	0	2	0	0	0	15		
13	MORGAN,JUWAN	f	6-8	2-3	1-2	3	4	7	4	15	2	2	0	0	0	23		
00	LANGFORD,ROMEO	g	6-15	2-5	8-9	2	8	10	3	22	5	4	1	1	1	38		
01	DURHAM,ALJAMI	g	4-9	3-4	0-0	1	2	3	3	11	3	5	0	0	0	36		
10	PHINISEE,ROB	g	3-7	1-3	0-0	0	2	2	4	7	1	0	0	0	0	21		
20	DAVIS,DE'RON		5-6	0-0	0-0	1	4	5	2	10	1	3	0	1	1	23		
23	ANDERSON,DAMEZI		2-5	0-2	0-0	0	3	3	2	4	1	1	0	1	1	26		
55	FITZNER,EVAN		0-2	0-1	0-0	0	5	5	0	0	0	0	0	1	1	18		
Team						1	4	5										
Totals			27-58	8-20	10-15	8	32	40	20	72	13	18	1	4		200		
FG % 1st Half: 13-28			46.4%	2nd half: 14-30	46.7%	Game: 27-58		46.6%		Deadball								
3FG % 1st Half: 3-9			33.3%	2nd half: 5-11	45.5%	Game: 8-20		40.0%		Rebounds								
FT % 1st Half: 6-10			60.0%	2nd half: 4-5	80.0%	Game: 10-15		66.7%		3,2								

Arkansas 73 • 2-1

#	Player		Total		3-Ptr		Rebounds			PF	TP	A TO Blk Stl				Min
			FG-FGA	FT-FTA	FG-FGA	FT-FTA	Off	Def	Tot			A	TO	Blk	Stl	
02	Adrio Bailey	f	2-7	0-1	0-0	0	1	1	3	4	1	0	0	1	25	
10	Daniel Gafford	f	12-15	0-0	3-8	5	7	12	2	27	0	3	3	2	31	
01	Isaiah Joe	g	5-15	3-11	0-0	0	2	2	0	13	3	1	0	1	33	
05	Jalen Harris	g	1-5	1-3	2-2	0	2	2	3	5	4	2	0	1	25	
13	Mason Jones	g	3-8	1-4	4-6	0	5	5	2	11	7	0	0	1	38	
00	Desi Sills		0-2	0-1	2-2	0	1	1	1	2	2	1	0	1	11	
11	K. Embery-Simpson		1-5	0-2	0-0	0	2	2	3	2	1	0	1	0	14	
22	Gabe Osabuohien		2-3	1-1	0-0	0	0	0	2	5	2	4	0	1	10	
35	Reggie Chaney		2-4	0-0	0-1	1	2	3	0	4	0	1	3	0	13	
	Team					3	1	4								
Totals			28-64	6-23	11-19	9	23	32	16	73	20	12	7	8	200	
FG % 1st Half:			14-31	45.2%	2nd half:	14-33	42.4%	Game:	28-64	43.8%	Deadball					
3FG % 1st Half:			4-10	40.0%	2nd half:	2-13	15.4%	Game:	6-23	26.1%	Rebounds					
FT % 1st Half:			6-10	60.0%	2nd half:	5-9	55.6%	Game:	11-19	57.9%	1,2					

Officials: Joe Lindsay, Keith Kimble, Gerald Williams
Technical fouls: Indiana-None. Arkansas-None.
Attendance: 17456
Tickets Scanned: 12,979

Score by periods	1st	2nd	Total
Indiana	35	37	72
Arkansas	38	35	73

GAME 2 Arkansas vs. UC Davis

Nov. 12, 2018 • Hardwood Showcase • Fayetteville, Ark - Bud Walton Arena • SEC+

UC Davis 58 • 0-3

Player		Total		3-Ptr		Rebounds			PF	TP	A TO Blk Stl				Min
		FG-FGA	FT-FTA	FG-FGA	FT-FTA	Off	Def	Tot			A	TO	Blk	Stl	
John, AJ	f	1-7	1-6	0-0		0	1	1	5	3	1	0	0	1	21
Goode, Garrison	f	3-4	0-0	0-0		2	3	5	3	6	0	2	0	0	32
Shorts II, TJ	g	5-12	0-2	4-4		3	5	8	2	14	4	7	0	0	35
Schneider, Siler	g	3-9	2-6	0-0		1	1	2	5	8	4	5	0	1	30
Mooney, Joe	g	2-6	2-6	4-6		0	1	1	4	10	1	4	0	0	19
Squire, Damion		0-0	0-0	0-0		0	0	0	2	0	0	3	0	0	4
Gonzalez, Stefan		2-10	2-9	3-4		0	6	6	3	9	1	3	0	0	27
Fuller, Caleb		0-2	0-0	0-0		0	1	1	0	0	0	0	0	0	6
Neufeld, Matt		2-5	0-0	2-2		2	4	6	3	6	0	0	0	0	17
Russell, Colin		0-1	0-0	0-0		0	1	1	1	0	0	0	0	0	5
Printup, Rogers		0-0	0-0	2-2		1	0	1	3	2	0	0	0	1	4
Team						2	2	4	1						
Totals		18-56	7-29	15-18		11	25	36	32	58	11	24	0	3	200
FG % 1st Half:	11-28	39.3%	2nd half:	7-28	25.0%	Game:	18-56	32.1%							Deadball
3FG % 1st Half:	4-12	33.3%	2nd half:	3-17	17.6%	Game:	7-29	24.1%							Rebounds
FT % 1st Half:	4-4	100.0%	2nd half:	11-14	78.6%	Game:	15-18	83.3%							1,2

Arkansas 81 • 1-1

Player	Total		3-Ptr		Rebounds			PF	TP	A TO Blk Stl				Min
	FG-FGA	FG-FGA	FT-FTA	Off	Def	Tot	A			TO	Blk	Stl		
Adrio Bailey	f	5-8	1-2	9-11	0	4	4	2	20	2	0	0	2	26
Daniel Gafford	f	3-3	0-0	6-9	0	4	4	2	12	2	6	4	0	28
Isalah Joe	g	4-7	2-5	4-6	1	4	5	1	14	2	3	0	3	27
Jalen Harris	g	1-6	0-1	0-0	0	2	2	2	2	4	0	0	1	28
Mason Jones	g	6-10	4-7	5-7	1	7	8	1	21	2	2	0	1	31
Desi Sills	g	1-2	0-0	0-0	0	1	1	4	2	0	2	0	0	15
K. Embery-Simpson		2-6	1-4	2-2	0	0	0	1	7	1	0	0	2	18
Gabe Osabuohien		0-3	0-1	0-2	2	3	5	4	0	1	0	1	1	14
Ethan Henderson		0-0	0-0	0-0	0	0	0	1	0	0	1	0	0	2
Reggie Chaney		1-4	0-0	1-4	1	0	1	3	3	0	1	1	0	11
Team					0	1	1							
Totals		23-49	8-20	27-41	5	26	31	21	81	14	15	6	10	200
FG % 1st Half:	13-28	46.4%	2nd half:	10-21	47.6%	Game:	23-49	46.9%						Deadball
3FG % 1st Half:	5-13	38.5%	2nd half:	3-7	42.9%	Game:	8-20	40.0%						Rebounds
FT % 1st Half:	6-14	42.9%	2nd half:	21-27	77.8%	Game:	27-41	65.9%						8.3

Officials: Todd Austin, K.B. Burdett Jr., Hunter Allen
Technical fouls: UC Davis-None. Arkansas-TEAM.
Attendance: 13444
Tickets Scanned: 6,373
Fouled Out UC Davis: #25, John (10:17 2H); #5, Schneider (3:39 2H)

Score by periods	1st	2nd	Total
UC Davis	30	28	58
Arkansas	37	44	81

25th Anniversary


1994 NATIONAL CHAMPIONSHIP



**Record: 31-3, 14-2 SEC
NCAA CHAMPION
SEC CHAMPION**

NCAA TOURNAMENT RESULTS

RD1	def. North Carolina A&T	94-79
RD2	def. Georgetown	85-73
Sweet 16	def. Tulsa	103-84
Elite 8	def. Michigan	76-68
Final Four	def. Arizona	91-82
Championship	def. Duke	76-72



1993-94 RAZORBACKS

3	Alex Dillard	Bessemer, Ala.
12	Clint McDaniel	Tulsa, Okla.
13	John Engskov	Berryville, Ark.
14	Corey Beck	Memphis, Tenn.
15	Dwight Stewart	Memphis, Tenn.
22	Davor Rimac	Zagreb, Croatia
23	Ken Biley	Pine Bluff, Ark.
24	Ray Biggers	Houston, Texas
30	Scotty Thurman	Ruston, La.
31	Roger Crawford	Birmingham, Ala.
33	Lee Wilson	Waco, Texas
34	Corliss Williamson	Russellville, Ark.
35	Reggie Merritt	Little Rock, Ark.
40	Elmer Martin	Memphis, Tenn.
44	Darnell Robinson	Oakland, Calif.
	Nolan Richardson	Head Coach
	Nolan Richardson III	Assistant Coach
	Mike Anderson	Assistant Coach
	Brad Dunn	Assistant Coach
	Wayne Stehlik	Dir. of Operations
	Dave England	Athletic Trainer

