



ARKANSAS RAZORBACKS

GAME 5 • vs UTA • Hardwood Showcase • Nov. 23, 2018 • 7 pm • Fayetteville, Ark. / Bud Walton Arena (19,200)

• GAME INFORMATION •

TV: SEC Network Plus
Benjamin Kelly and Manny Watkins



RADIO: Razorback/IMG Sports Network
Chuck Barrett and Matt Zimmerman

SATELLITE: XM Channel 391 (Internet 980)

LIVE STATS: www.Arkansas.StatBroadcast.com

• THE MATCHUP •

ARKANSAS RAZORBACKS

Overall: 3-1 0-0 SEC

Head Coach: Mike Anderson (Tulsa '82)

At Arkansas: 154-87 (8th Yr) • Overall: 354-185 (17th Yr)



UT ARLINGTON MAVERICKS

Overall: 3-2 0-0 SUN BELT

Head Coach: Chris Ogden (Texas '04)

At UTA: 3-2 (1st Yr) • Overall: Same



UTA SERIES:

- All Time: Arkansas leads 7-0
- At home: Arkansas leads 5-0
- At UTA: Arkansas leads 1-0
- At Neutral: Arkansas leads 1-0

SERIES RESULTS

12/18/65	UTA	W, 78-64
12/12/68	UTA	W, 80-69
12/27/68	vs. UTA (LR)	W, 87-78
12/13/69	at UTA	W, 85-73
11/22/99	UTA	(OT) W, 102-95
12/31/10	UTA	W, 87-74
11/18/16	UTA	W, 71-67

LAST TIME THEY MET:

UTA 67
Arkansas 71
Nov. 18, 2016 • Bud Walton Arena

FAYETTEVILLE – Jaylen Barford scored 17 points in helping the Razorbacks rally for a 71-67 win over Texas-Arlington.

Barford added six rebounds, but it was his three, second-half steals -- two of which ended with dunks -- that sparked a 20-2 run to open the second half by Arkansas.

Anton Beard added 12 points off the bench and Dusty Hannahs scored 11 for Arkansas, which shot 50 percent (12 of 24) in the second half after a disappointing 9-of-29 effort (31 percent) in the first half.

Erick Neal had 15 points to lead the Mavericks. Drew Charles also finished in double figures with 11 for UTA, while Jalen Jones had 10.

The Mavericks committed 12 of their 18 turnovers in the second half, and they hit only 8-of-28 shots (28.6 percent) in the second half.

The Mavericks led the Razorbacks by as many as 17 points in the first half before settling for a 43-32 edge at halftime.

Arkansas led 69-67 in the final minute when Barford was fouled. The junior make both free throws to put the Razorbacks up 71-67, and they kept Texas-Arlington from scoring on the other end as time expired.

HARDWOOD SHOWCASE

11/9	Montana St. at Indiana	IU W, 80-35
11/12	UC Davis at Arkansas	Ark W, 81-58
11/18	UC Davis at UT Arlington	UTA W, 68-59
11/18	Indiana at Arkansas	Ark W, 73-72
11/20	UT Arlington at Indiana	IU W, 78-64
11/21	Montana St. at Arkansas	Ark W, 90-68
11/23	UC Davis at Indiana	
11/13	UT Arlington at Arkansas	

2018-19 SCHEDULE/RESULTS

(all times Central)

OVERALL: 3-1 Home: 3-0 Road: 0-0 Neutral: 0-1
SEC: 0-0 Home: 0-0 Road: 0-0

NOVEMBER (3-1)				
9	Fri.	vs. Texas #	Ft. Bliss (El Paso, TX)	ESPN (OT) L 71 73
12	Mon.	UC Davis +	Bud Walton Arena	SEC+ W 81 58
18	Sun.	Indiana +	Bud Walton Arena	ESPN W 73 72
21	Wed.	Montana State +	Bud Walton Arena	SEC+ W 90 68
23	Fri.	UT Arlington +	Bud Walton Arena	SEC+ 7:00 pm

DECEMBER				
1	Sat.	FIU	Bud Walton Arena	SEC+ 7:00 pm
5	Wed.	at Colorado State	Fort Collins, Colo.	CBS Sport Net 9:00 pm
8	Sat.	Western Kentucky	Bud Walton Arena	SEC 2:30 pm
15	Sat.	vs. UTSA !	North Little Rock	- 7:00 pm
19	Wed.	Georgia Tech	Bud Walton Arena	SEC 8:00 pm
22	Sat.	Texas State	Bud Walton Arena	SEC 1:00 pm
28	Fri.	Austin Peay	Bud Walton Arena	SEC+ 7:00 pm

JANUARY				
5	Sat.	at Texas A&M *	College Station, Texas	SEC 5:00 pm
9	Wed.	Florida *	Bud Walton Arena	SEC 7:30 pm
12	Sat.	LSU *	Bud Walton Arena	SEC 5:00 pm
15	Tues.	at Tennessee *	Knoxville, Tenn.	ESPN/ESPN2/ESPNU/SEC 6:00 pm
19	Sat.	at Ole Miss *	Oxford, Miss	SEC Noon
23	Wed.	Missouri *	Bud Walton Arena	SEC 8:00 pm
26	Sat.	at Texas Tech %	Lubbock, Texas	ESPN/ESPN2 5:00 pm
29	Tues.	Georgia *	Bud Walton Arena	ESPNU 6:00 pm

FEBRUARY				
2	Sat.	at LSU *	Baton Rouge, La.	SEC 5:00 pm
5	Tues.	Vanderbilt *	Bud Walton Arena	SEC 8:00 pm
9	Sat.	at South Carolina *	Columbia, S.C.	SEC 2:30 pm
12	Tues.	at Missouri *	Columbia, Mo.	ESPN/ESPN2/ESPNU 8:00 pm
16	Sat.	Mississippi State *	Bud Walton Arena	SEC 7:30 pm
20	Wed.	at Auburn *	Auburn, Ala.	SEC 7:30 pm
23	Sat.	Texas A&M *	Bud Walton Arena	SEC 7:30 pm
26	Tues.	at Kentucky *	Lexington, Ky.	ESPN/ESPN2/SEC 8:00 pm

MARCH				
2	Sat.	Ole Miss *	Bud Walton Arena	SEC Noon
6	Wed.	at Vanderbilt *	Nashville, Tenn.	SEC 7:30 pm
9	Sat.	Alabama *	Bud Walton Arena	SEC 5:00 pm
13-17	SEC Tournament ^		Nashville, Tenn.	SEC/ESPN TBD
20-23	NCAA 1st-2nd Rds		TBD	TBD TBD
27-31	NCAA Regionals		TBD	TBD TBD

APRIL				
6 & 8	NCAA Final Four		Minneapolis, Minn.	CBS TBD

BOLD - Home Game * - SEC Game
- ESPN Armed Forces Classic (Fort Bliss) + - Hardwood Showcase
! - Verizon Arena % - Big 12/SEC Challenge
^ - Bridgestone Arena \$ - U.S. Bank Stadium

Versus UTA

- This will be the eighth meeting between Arkansas and UT Arlington. The Razorbacks have won each of the previous seven meetings, including five encounters in Fayetteville.
- The last time the teams met, Arkansas used a 20-2 run to start the second half and held on for the win.

Last Time Out for Razorbacks

- All five starters scored in double figures, including Jalen Harris getting his first career double-double, as Arkansas used its trademark defense and up-tempo style to beat Montana State, 90-68.
- The Razorbacks capitalized on its #FASTEST40 style to throw down 10 dunks, the second-most total in the Mike Anderson era.
- Harris dished out a career-high 11 assists and is the first Razorback to have 11 helpers since Jabril Durham did so versus South Carolina on Mar. 5, 2016. Harris, who only committed one turnover, added 11 points.
- Mason Jones led the Razorbacks with 18 points while Daniel Gafford added 16, Adrio Bailey scored 10 and Isaiah Joe scored 10.
- Montana State was led by Tyler Hall, who scored 29 points. He was 10-of-12 from the field overall and 7-of-15 from 3-point range. However, 23 of those points came in the first half as Arkansas held the guard to just six points on just 2-of-6 shooting in the second half.

Gafford Named SEC Player of the Week

- After posting career highs and leading the Razorbacks to a win over Indiana, Arkansas sophomore Daniel Gafford has been named the SEC Men's Basketball Player of the Week, the league announced Monday.
- Gafford scored a career-high 27 points and tied his career high with 12 rebounds while adding three blocked shots and two steals. It marked the second time in three games this season the national player of the year candidate has recorded a double-double as he had 20 points and 12 rebounds in the season-opener versus Texas.
- Gafford was most effective in the second half, scoring 19 points, grabbing seven rebounds and getting two steals. In fact, he was 9-for-10 shooting in the period while the rest of the team was just 5-of-23 from the field and scored 16 points.
- Three times in within the final 11 minutes, Indiana took a one-point lead and, each time, Gafford answered to put the Razorbacks back on top. He additionally broke a 63-63 tie with 5:46 left with one of his four dunks on the evening. In the final seconds, Gafford tipped the ball out after a missed shot that led to a Mason Jones rebound and eventual game-winning free throw with 2.5 seconds left.

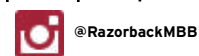
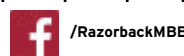
25th Anniversary of National Championship

- The 2018-19 season is the 25th anniversary of Arkansas defeating Duke, 76-72 in Charlotte, for the 1994 NCAA National Championship. The Razorbacks defeated Arizona, 91-82, in the Final Four.
- The 1993-94 season for the Razorbacks was:
 - 1 of 33 NCAA berths (32 appearances).
 - 1 of 6 NCAA Final Four appearances.
 - 1 of 2 NCAA Championship appearances as Arkansas returned to the national championship game the following year (1995) as well.
- The 1993-94 Razorbacks were led by Hall of Fame coach Nolan

COMPARING THE TEAMS

	78.8	.463	.330	.596	35.8	17.6	5.5	9.3	67.8	.363	-5.2	1.2-
	OFF PPG	OFF FG%	OFF 3PT%	OFF FT%	REBS /GM	ASSTS PER GM	BLKS PER GM	STEALS PER GM	OPP PPG	OPP FG%	REB MARGIN	ASST-TO RATIO
	72.6	.416	.254	.784	33.6	10.8	2.4	8.2	68.2	.450	+1.4	0.8

#FASTEST40





MIKE ANDERSON
HEAD COACH • TULSA '82

CAREER NUMBERS

At Arkansas: 154-87 (8 Years)

- 2018-19 » 3-1
- 2017-18 » 23-12 (NCAA First Round)
- 2016-17 » 26-10 (NCAA Second Round)
- 2015-16 » 16-16
- 2014-15 » 27-9 (NCAA Third Round)
- 2013-14 » 22-12 (NIT Second Round)
- 2012-13 » 19-13
- 2011-12 » 18-14

At Missouri: 111-57 (5 Years)

- 2010-11 » 23-11 (NCAA Second Round)
- 2009-10 » 23-11 (NCAA Second Round)
- 2008-09 » 31-7 (NCAA Elite Eight)
- 2007-08 » 16-16
- 2006-07 » 18-12

At UAB: 89-41 (4 Years)

- 2005-06 » 24-7 (NCAA First Round)
- 2004-05 » 22-11 (NCAA Second Round)
- 2003-04 » 22-10 (NCAA Sweet 16, C-USA Co-Champs)
- 2002-03 » 21-13 (NIT Quarterfinals)

Overall Record 354-185 (17th Year)

- 8TH SEASON AS ARKANSAS HEAD COACH
- 17TH SEASON AS HEAD COACH OVERALL
- 25TH SEASON AT ARKANSAS OVERALL

IT'S A NUMBERS GAME

Postseason Tournaments

1 2 3 4 5 6 7 8 9 10 11

20-Win Seasons

1 2 3 4 5 6 7 8 9 10 11

NCAA Tournaments

1 2 3 4 5 6 7 8 9

30-Win Seasons

1

Losing Seasons

0

PERSONAL INFO

Born: Dec. 12, 1959
 Hometown: Birmingham, Ala.
 Alma Mater: Tulsa (1982)
 Wife: Marcheita
 Children: Darcheita, Michael Jr., Yvonne
 Date Named Head Coach at Arkansas: March 23, 2011

CONSISTENCY

Head coach Mike Anderson is one of just four current Division I coaches with 15-plus years of head coaching experience and zero losing seasons. He is the only coach to accomplish the feat at three different programs.

Coach	Schools	Yrs
Roy Williams	Kansas/UNC	30
Tom Izzo	Michigan State	23
Mark Few	Gonzaga	18
Mike Anderson	UAB/Missouri/Arkansas	16

Razorback Nation welcomed home one of its own on March 23, 2011, when Mike Anderson was named the 12th head men's basketball coach in Arkansas history. Charged with bringing back the winning tradition that was synonymous with the Razorback program throughout the '80s and '90s, Anderson has accomplished that and is in his eighth season at Arkansas – 17th as a head coach.

Anderson has brought Arkansas back national relevance by leading the Razorbacks to back-to-back NCAA Tournament berths and postseason appearances in four of the last five years. The Razorbacks have won 49 games over the last two years, rank among the top three in league wins over the last six seasons and the Hogs are one of just two teams in the SEC to finish with a .500 winning percentage or better in league play over the last six years. This success has helped Arkansas' last two recruiting classes rank among the nation's top 25, snagging seven of the top eight players in the state over the span.

During his first seven seasons at Arkansas, Anderson produced a 151-86 record and was the first head coach in program history to win 18 or more games in each of his first four years. Anderson has also re-established Bud Walton Arena as one of the toughest places to play and brought excitement back to the tradition-rich program. Since his return to Fayetteville, the Razorbacks own the sixth-most home victories in the country with 110 (national leader has 118).

The success on-and-off the court has translated into great fan support as Arkansas has ranked among the top 25 in national attendance each of the last seven years, including No. 10 in 2017-18. Also, in August of 2018, Anderson was honored by the Burlsworth Foundation for his contributions to the state.

5	» At least five Arkansas players have earned SEC Academic Honor Roll honors each of the last five years.
18	» Arkansas has had 18 current and former players graduate since May 2014, averaging nearly four graduates per year.
22	» During the last five years, men's basketball has earned 22 SEC All-Academic honors, including seven in 2015-16.



PLAY HARD ACT RIGHT

2018-19 RAZORBACKS

No.	Name	Pos.	Yr.	Ht.	Wt.	Hometown	High School/Previous School
0	Desi Sills	G	Fr.	6-2	196	Jonesboro, Ark.	Jonesboro HS
1	Isaiah Joe	G	Fr.	6-5	167	Fort Smith, Ark.	Fort Smith Northside HS
2	Adrio Bailey	F	Jr.	6-6	222	Campti, La.	Lakeview HS
3	Khalil Garland	G	R-Fr.	6-5	198	Little Rock, Ark.	Parkview Magnet HS
4	Emeka Obukwelu	F	Jr.	6-8	222	Plano, Texas	West Plano HS / UT-Tyler
5	Jalen Harris	G	R-So.	6-2	166	Wilson, N.C.	Word of God Christian Acad. / New Mexico
10	Daniel Gafford	F	So.	6-11	233	El Dorado, Ark.	El Dorado HS
11	Keyshawn Embery-Simpson	G	Fr.	6-3	202	Midwest City, Okla.	IMG Academy (Fla.)
12	Ty Stevens	G	So.	6-2	180	Republic, Mo.	Republic HS
13	Mason Jones	G	So.	6-5	207	Desoto, Texas	Triple A Academy / Connors State College
15	Jonathan Holmes	G	Jr.	5-10	190	Columbia, Ill.	Columbia HS
22	Gabe Osabuohien	F	So.	6-8	221	Toronto, Canada	Southwest Christian Academy (Ark.)
23	Ibrahim Ali	F	Fr.	6-10	244	Maumelle, Ark.	Maumelle HS
24	Ethan Henderson	F	Fr.	6-8	210	Little Rock, Ark.	Parkview Magnet HS
25	Jordan Phillips	G	Fr.	6-7	209	Fort Worth, Texas	Grace Preparatory Academy
35	Reggie Chaney	F	Fr.	6-8	222	Tulsa, Okla.	Findlay Prep (Nev.)

Head Coach:	Mike Anderson	Tulsa 1982	8th year as Arkansas Head Coach
Associate Head Coach:	Melvin Watkins	Charlotte, 1977	8th year at Arkansas
Assistant Coach:	TJ Cleveland	Arkansas, 2002	8th year at Arkansas
Assistant Coach:	Scotty Thurman	Philander Smith College 2003	9th year at Arkansas
Director of Basketball Operations:	Matt Zimmerman	Arkansas, 1990	8th year at Arkansas
Dir. of Student-Athlete Development:	Jeff Daniels	Montevallo, 1982	8th year at Arkansas
Special Assistant to Head Coach:	Will Bartlett	Missouri, 2009	8th year at Arkansas
Video Coordinator:	Riley Hall	Arkansas, 2016	3rd year at Arkansas
Head Athletic Trainer:	David England	Arkansas, 1980	36th year at Arkansas
Head Strength Coach:	Dave Richardson	Louisiana-Monroe, 1989	1st year at Arkansas
Graduate Assistant:	Velton Kennedy	Arkansas, 2017	2nd year at Arkansas
Graduate Assistant:	Trey Thompson	Arkansas, 2018	1st year at Arkansas

ROSTER BY STATE

Arkansas (6)		
0	Desi Sills	Jonesboro
1	Isaiah Joe	Fort Smith
3	Khalil Garland	Little Rock
10	Daniel Gafford	El Dorado
23	Ibrahim Ali	Maumelle
24	Ethan Henderson	Little Rock
Canada (1)		
22	Gabe Osabuohien	Toronto
Illinois (1)		
15	Jonathan Holmes	Columbia
Louisiana (1)		
2	Adrio Bailey	Campti
Missouri (1)		
12	Ty Stevens	Republic
North Carolina (1)		
5	Jalen Harris	Wilson
Texas (2)		
4	Emeka Obukwelu	Plano
13	Mason Jones	Desoto
25	Jordan Phillips	Fort Worth
Oklahoma (2)		
11	Keyshawn Embery-Simpson	Midwest City
35	Reggie Chaney	Tulsa

PRONUNCIATION GUIDE

23	Ibrahim (Ibby)	IB-ra-him (IB-ee)
	Ali	ALL-lee
2	Adrio Bailey	A-Dree-O
4	Emeka	Eh-MEHK-uh
	Obukwelu	Oh-Boo-KWEL-lu
22	Gabe Osabuohien	oh-sah-BOY-en
0	Desi Sills	Dez-ee

ROSTER BY CLASS

Seniors (0)		
Juniors (4)		
2	Adrio Bailey	Junior
4	Emeka Obukwelu	Junior
15	Jonathan Holmes	Junior
Sophomores (5)		
5	Jalen Harris	Redshirt Sophomore
12	Ty Stevens	Sophomore
10	Daniel Gafford	Sophomore
22	Gabe Osabuohien	Sophomore
13	Mason Jones	Sophomore
Freshmen (8)		
0	Desi Sills	Freshman
1	Isaiah Joe	Freshman
3	Khalil Garland	Redshirt Freshman
11	Keyshawn Embery-Simpson	Freshman
23	Ibrahim Ali	Freshman
24	Ethan Henderson	Freshman
25	Jordan Phillips	Freshman
35	Reggie Chaney	Freshman

Richardson and current Head Hog Mike Anderson was an assistant on that staff.

- Arkansas was ranked #1 nine weeks during that season, was ranked among the top 6 all season, finished with a 31-1 record and was SEC regular-season champion.
- Current Razorback assistant coach Scotty Thurman, who scored 15 points, not only hit critical 3-pointer late in the game as the shot clock expired to break a 70-70 tie. He also hit a 3-pointer late in the first half to give Arkansas a 34-33 lead at the break.
- Corliss Williamson had a game-high 23 points.
- Corey Beck had a double-double (15 pts - 10 rebs).

Gafford's Last Two Games, 1 Record Setting

- Over the last two games, Daniel Gafford has made 20-of-23 shots from the field for an impressive .870 shooting percentage. Is has averaged 21.5 points and 9.5 rebounds.
- In the first two games, Gafford has six turnovers in each contest (12 total). Over the last two, he has committed just 5 (3 vs. Indiana and 2 vs. Montana State).
- Versus Indiana, he scored a career-high 27 points and tied a career-high with 12 rebounds. He added three blocked shots and to steals.
- Versus Montana State, he was 8-for-8 from the field, tying the school record for best FG% in a game (with 8 being the minimum). He is the eighth Razorback to make all of his attempts with at least 8 attempts and the only Razorback to accomplish the feat twice. Gafford was also 8-for-8 from the field versus Minnesota last season.

By the Way on Gafford

- In the first two games, Daniel Gafford has six turnovers in each contest (12 total). Over the last two, he has committed just 5 (3 vs. Indiana and 2 vs. Montana State).

Quick Hits

- Daniel Gafford has made 20 of his 23 shots from the field over the last two games and currently ranks sixth in the NCAA in field goal percentage (.756).
- Jalen Harris is coming off his first career double-double, scoring 11 points and dishing out 11 assists. He only had one turnover.
- Over the last two games, Arkansas' leader in assists have combined for 18 assists and just one turnover. Mason Jones had seven assists and no turnovers versus Indiana with Harris having 11 and 1 versus Montana State.
- The Razorbacks have relied on their defense to early success. Arkansas ranks sixth nationally in turnovers forced (20.0 avg.), 22nd in the NCAA in field goal percentage defense (.363) and 30th in steals (9.3 avg.)

In the NCAA/SEC (full listings on p. 12)

	Category	Number	NCAA/SEC
• TEAM	Turnovers Forced	20.0/gm	6th/2nd
	FG% Defense	.363	22nd/3rd
	Steals	9.3/gm	30th/3rd
	Assists	17.8/gm	31st/2nd
	Turnover Margin	5.3	32nd/2nd
• Daniel Gafford	Blocked Shots	5.5	34th/5th
	FG%	.756	6th/1st
	Blocked Shots	2.5/gm	34th/4th
• Mason Jones	Double-Doubles	2	33rd/1st
	3FG Made	3.0/gm	82nd/4th
• Isaiah Joe	3FG Made	3.0/gm	82ns/4th

Did You Know

- Of the **351 teams** in NCAA Division I Basketball:
 - ^ Only **37 teams** have gone to NCAA Tourney in 3 of last 4 years - **INCLUDING ARKANSAS.**
 - ^ Only **28 of those 37** played in last year's NCAA Tournament - **INCLUDING ARKANSAS.**
 - ^ Only **23 of those 28** played in each of the last two NCAA Tournaments - **INCLUDING ARKANSAS.**





0 • DESI SILLS

G • Fr. • 6-2 • 196 • Jonesboro, Ark.

Tied for top minutes off the bench (14.5) ... Was rated #3 player in the state of Arkansas and a consensus top 50 pick among the nation's top point guards ... Two-time, first team 6A All-State selection (2017 and 2018) ... Jonesboro HS won back-to-back 6A state titles.

Year	GP	GS	Min	Avg	FG	FGA	Pct	3FG	3FGA	Pct	FT	FTA	Pct	Off	Def	Tot	Avg	PF	FO	Ast	TO	Blk	Sh	Pts	Avg
2018-19	4	0	58	14.5	4	11	.364	2	6	.333	2	3	.667	0	4	4	1.0	10	0	7	4	0	3	12	3.0

CAREER HIGHS

PTS: 5 vs. Montana State (11/21/18)
 REB: 1 (4x) - last vs. Montana State (11/21/18)
 AST: 5 vs. Montana State (11/21/18)
 STL: 2 vs. Montana State (11/21/18)
 BLK: --



1 • ISAIAH JOE

G • Fr. • 6-5 • 167 • Fort Smith, Ark.

3rd in SEC in steals/gm (2.25) and 4th in 3's made/gm (3.0) ... Hit 5, 3's and scored 17 in debut vs Texas ... Reached double-digits in all four games ... Was the USA TODAY Arkansas Player of the Year as well as the Gatorade Player of the Year for Arkansas ... Led Northside HS to consecutive 7A state titles.

Year	GP	GS	Min	Avg	FG	FGA	Pct	3FG	3FGA	Pct	FT	FTA	Pct	Off	Def	Tot	Avg	PF	FO	Ast	TO	Blk	Sh	Pts	Avg
2018-19	4	4	121	30.3	19	45	.422	12	34	.353	4	6	.667	2	10	12	3.0	6	0	10	7	0	9	54	13.5

CAREER HIGHS

PTS: 17 vs. Texas (11/09/18)
 REB: 5 vs. UC Davis (11/12/18)
 AST: 5 vs. Montana State (11/21/18)
 STL: 5 vs. Montana State (11/21/18)
 BLK: --



2 • ADRIO BAILEY

F • Jr. • 6-6 • 222 • Campiti, La.

Team captain ... Represents Arkansas on the SEC Men's Basketball Leadership Council and is only scholarship upperclassman on team ... Had career-high 20-point effort vs UC Davis where he made 1st career 3-pointer ... Also vs UCD, scored 8 pts during 22-1 run to put game away.

Year	GP	GS	Min	Avg	FG	FGA	Pct	3FG	3FGA	Pct	FT	FTA	Pct	Off	Def	Tot	Avg	PF	FO	Ast	TO	Blk	Sh	Pts	Avg
2018-19	4	4	105	26.3	16	25	.640	1	4	.250	9	13	.692	2	11	13	3.3	12	0	6	1	2	4	42	10.5
TOTAL	62	22	744	12.0	91	162	.562	1	4	.250	35	65	.538	44	83	127	2.0	100	1	30	32	33	218	3.5	

CAREER HIGHS

PTS: 20 vs. UC Davis (11/12/18)
 REB: 7 (2x) - last vs Oklahoma (11/23/17)
 AST: 3 vs. Fresno State (11/17/17)
 STL: 3 (3x) - last vs South Carolina (03/08/18)
 BLK: 5 vs. North Carolina (11/24/17)



5 • JALEN HARRIS

G • R-So. • 6-2 • 166 • Wilson, N.C.

Team captain ... 2nd in SEC in assist-turnover ratio (4.6 - 23 assists-with just 5 turnovers) ... Had 1st double-double (11 pts and career-high 1 assists) vs. Montana State ... At New Mexico in 2016-17, scored a career-high 15 points against Nevada with 9 rebounds.

Year	GP	GS	Min	Avg	FG	FGA	Pct	3FG	3FGA	Pct	FT	FTA	Pct	Off	Def	Tot	Avg	PF	FO	Ast	TO	Blk	Sh	Pts	Avg
2018-19	4	4	117	29.3	9	30	.300	2	12	.167	9	10	.900	3	8	11	2.8	9	0	23	5	0	3	30	7.3
TOTAL*	35	22	756	21.6	56	137	.409	9	39	.231	47	61	.770	5	62	67	1.9	73	0	95	45	3	30	168	4.8

CAREER HIGHS

PTS: 15 vs. Nevada (01/07/17)
 REB: 9 vs. Nevada (01/07/17)
 AST: 11 vs. Montana State (11/21/18)
 STL: 3 (3x) - last vs. Texas (11/09/18)
 BLK: 1 (3x) - last at UNLV (02/01/17)



10 • DANIEL GAFFORD

F • So. • 6-11 • 233 • El Dorado, Ark.

Team captain ... On Wooden Award, Naismith Trophy and Kareem Abdul-Jabbar Award Watch Lists ... Pre-season 1st team All-SEC ... Consensus lottery pick in the 2019 Mock NBA Drafts ... SEC Player of the Week (11/19) thanks to career-highs with 27 pts and 12 rebs vs Indiana.

Year	GP	GS	Min	Avg	FG	FGA	Pct	3FG	3FGA	Pct	FT	FTA	Pct	Off	Def	Tot	Avg	PF	FO	Ast	TO	Blk	Sh	Pts	Avg
2018-19	4	4	115	28.8	31	41	.756	0	0	.000	13	28	.464	9	26	35	8.8	9	0	2	17	10	4	75	18.8
TOTAL	39	30	905	23.2	195	312	.625	0	0	.000	98	189	.519	86	166	252	6.5	123	3	26	54	86	23	488	12.5

CAREER HIGHS

PTS: 27 vs. Indiana (11/18/18)
 REB: 12 (4x) - last vs. Indiana (11/18/18)
 AST: 4 vs. Oral Roberts (12/19/17)
 STL: 3 vs. Ole Miss (01/20/18)
 BLK: 7 (2x) - last vs. Auburn (02/27/18)



11 • KEYSHAWN EMBERY-SIMPSON

G • Fr. • 6-3 • 202 • Midwest City, Okla.

Tied for top minutes off the bench (14.5) ... Scored season-best 7 pts vs. UC Davis and made 2 3-pointers vs. Montana State ... Played his senior year at IMG Acad. (Fla) ... 247Sports.com tabbed him the 22nd-best point guard in the nation ... As a junior at Midwest City HS, was ranked #1 player in the state.

Year	GP	GS	Min	Avg	FG	FGA	Pct	3FG	3FGA	Pct	FT	FTA	Pct	Off	Def	Tot	Avg	PF	FO	Ast	TO	Blk	Sh	Pts	Avg
2018-19	4	0	58	14.5	5	18	.278	3	11	.273	2	3	.667	1	3	4	1.0	5	0	3	0	1	3	15	3.8

CAREER HIGHS

PTS: 7 vs. UC Davis (11/12/18)
 REB: 2 (2x) - last vs. Indiana (11/18/18)
 AST: 1 (3x) - last vs. Montana State (11/21/18)
 STL: 2 vs. UC Davis (11/12/18)
 BLK: 1 vs. Indiana (11/18/18)



12 • TY STEVENS

G • So. • 6-2 • 180 • Republic, Mo.

Added to 2018-19 roster after walk-on tryouts ... Carries a 4.0 GPA ... Attended University of Arkansas in 2017-18 but was not a member of the team ... At Republic HS, tabbed first team All-COC Large Boys Basketball Team.

Year	GP	GS	Min	Avg	FG	FGA	Pct	3FG	3FGA	Pct	FT	FTA	Pct	Off	Def	Tot	Avg	PF	FO	Ast	TO	Blk	Sh	Pts	Avg
2018-19	1	0	1	1.0	0	0	.000	0	0	.000	0	0	.000	0	0	0	0.0	0	0	0	0	0	0	0	0.0

CAREER HIGHS

PTS: 0
 REB: 0
 AST: 0
 STL: 0
 BLK: 0



13 • MASON JONES

G • So. • 6-5 • 207 • Desoto, Texas

Has scored team's 1st pts in 3-of-4 games - all 3's ... Team's leading scorer vs UC Davis and Montana State ... Had game-winning rebound and FT vs Indiana - a game he had 7 assists and no TO ... Scored 21 and led team in rebounds (8) as well vs. UC Davis ... Played one season at Connors St. College (15.5 pts, 6.9 rebs).

Year	GP	GS	Min	Avg	FG	FGA	Pct	3FG	3FGA	Pct	FT	FTA	Pct	Off	Def	Tot	Avg	PF	FO	Ast	TO	Blk	Sh	Pts	Avg
2018-19	4	4	127	31.8	18	36	.500	12	24	.500	13	19	.684	1	21	22	5.5	9	0	15	9	1	4	61	15.3

CAREER HIGHS

PTS: 21 vs. UC Davis (11/12/18)
 REB: 8 vs. UC Davis (11/12/18)
 AST: 7 vs. Indiana (11/18/18)
 STL: 3 vs. Montana State (11/21/18)
 BLK: 1 vs. Texas (11/09/18)



15 • JONATHAN HOLMES

G • Jr. • 5-10 • 190 • Columbia, Ill.

Fan favorite ... Last season saw action in 11 games and scored 15 points with three rebounds ... Hit his first collegiate 3-pointer versus Bucknell and added a try versus Troy ... As a freshman, SEC First-Year Academic Honor Roll ... Played in six games as a walk-on.

Year	GP	GS	Min	Avg	FG	FGA	Pct	3FG	3FGA	Pct	FT	FTA	Pct	Off	Def	Tot	Avg	PF	FO	Ast	TO	Blk	Sh	Pts	Avg
2018-19	1	0	3	3.0	0	3	.000	0	2	.000	0	0	.000	0	0	0	0.0	1	0	0	0	0	0	0	0.0
TOTAL	18	0	28	1.6	7	23	.304	2	12	.167	1	2	.500	2	2	4	0.2	3	0	1	2	0	1	17	0.9

CAREER HIGHS

PTS: 3 (2x) - last vs. Oral Roberts (12/19/17)
 REB: 1 (4x) - last vs Vanderbilt (02/10/18)
 AST: 1 vs. Samford (11/10/17)
 STL: 1 vs. Bucknell (11/12/17)
 BLK: 0 --



22 • GABE OSABUOHEN

F • So. • 6-8 • 221 • Toronto, Canada

Pronounced oh-sah-BOY-en ... High energy guy off the bench ... Made 1st career 3-pointer to give Arkansas 38-35 lead at halftime vs Indiana ... Has been praised by coach by affecting games with steals, deflections, taking charges and rebounds ... Last year, tied for the team lead in charges taken with eight.

Year	GP	GS	Min	Avg	FG	FGA	Pct	3FG	3FGA	Pct	FT	FTA	Pct	Off	Def	Tot	Avg	PF	FO	Ast	TO	Blk	Sh	Pts	Avg
2018-19	4	0	47	11.8	4	15	.267	1	5	.200	3	6	.500	5	5	10	2.5	9	0	4	5	2	4	12	3.0
TOTAL	24	0	183	7.6	14	40	.350	1	9	.111	5	16	.313	11	27	38	1.6	30	0	11	16	5	7	34	1.4

CAREER HIGHS

PTS: 6 (2x) - last vs. Montana State (11/21/18)
 REB: 5 vs. UC Davis (11/12/18)
 AST: 4 vs. South Carolina (02/06/18)
 STL: 2 vs. Montana State (11/21/18)
 BLK: 1 (5x) - last vs. UC Davis (11/12/18)



23 • IBRAHIM ALI

F • Fr. • 6-10 • 244 • Maumelle, Ark.

Prefers to go by Ibbey (IB-ee) ... Full name is pronounced IB-ra-him All-Lee ... Was a three-star recruit according to Rivals.com ... Sat out 2017-18 season to work on his development.

Year	GP	GS	Min	Avg	FG	FGA	Pct	3FG	3FGA	Pct	FT	FTA	Pct	Off	Def	Tot	Avg	PF	FO	Ast	TO	Blk	Sh	Pts	Avg
2018-19	0	0	0	0	0	0	0	0	0	0	0	0	0	0	0	0	0.0	0	0	0	0	0	0	0	0.0

CAREER HIGHS

PTS: --
 REB: --
 AST: --
 STL: --
 BLK: --



24 • ETHAN HENDERSON

F • Fr. • 6-8 • 210 • Little Rock, Ark.

Rated the top player in Arkansas by 247Sports.com, ESPN.com and Future150.com, which also tabbed him the 30th-best power forward in the nation ... Named to the USA TODAY All-Arkansas first team ... Helped Parkview HS win the 2018 and 2016 5A state championships.

Year	GP	GS	Min	Avg	FG	FGA	Pct	3FG	3FGA	Pct	FT	FTA	Pct	Off	Def	Tot	Avg	PF	FO	Ast	TO	Blk	Sh	Pts	Avg
2018-19	2	0	10	5.0	0	0	.000	0	0	.000	0	0	.000	1	1	2	1.0	2	0	3	1	0	0	0	0.0

CAREER HIGHS

PTS: 0
 REB: 2 vs. Montana State (11/21/18)
 AST: 0
 STL: 0
 BLK: 1 vs. Montana State (11/21/18)



25 • JORDAN PHILLIPS

G • Fr. • 6-7 • 209 • Fort Worth, Texas

Had meniscus repair surgery in the summer of 2018 and saw first game action versus Montana State (played 10 minutes) ... Rated him the 11th-best prospect in Texas and the 37th-best shooting guard in the country by 247Sports.com ... Named an All-Star by the Texas Association of Basketball Coaches.

Year	GP	GS	Min	Avg	FG	FGA	Pct	3FG	3FGA	Pct	FT	FTA	Pct	Off	Def	Tot	Avg	PF
------	----	----	-----	-----	----	-----	-----	-----	------	-----	----	-----	-----	-----	-----	-----	-----	----

Half Leads to Whole

• During the Mike Anderson era, Arkansas is 129-7 in games it leads at the half, including 43 consecutive victories.

Gafford Preseason All-SEC; Hogs Picked 10th

- Daniel Gafford was named to the SEC Men's Basketball Preseason All-Conference first team, as selected by a panel of both league and national media members.
- The Razorbacks, one of a league-record eight teams to play in the NCAA Tournament last season, were picked 10th in the preseason poll.
- The good news for Razorback fans is that Arkansas has exceeded the preseason polls in each of the last five years.

YEAR	PRESEASON	FINISH	Record • SEC
2013-14	8th	5th	22-12 • 10-8
2014-15	3rd	2nd	27-9 • 13-8
2015-16	1th	t-8th	16-16 • 9-9
2016-17	5th	t-3rd	26-10 • 12-6
2017-18	6th	t-4th	23-12 • 10-8
2018-19	10th	??	--

Sustained Success, Elite SEC Company

• The Razorbacks are one of two teams in the league to finish .500 or better in SEC play each of the last six years. For addition info, **SEE CHART ON PAGE 6.**

Gafford Has Great Summer Experience

- University of Arkansas sophomore Daniel Gafford, one of the nation's premier big men, was invited to participate in the Nike Basketball Academy (Aug. 8-12) in Los Angeles.
- The annual developmental camp allowed Gafford and 24 other highly-touted college basketball players the opportunity to learn and train with current and past NBA superstars through a series of off-court workouts, drills, film sessions and 5-on-5 competition.
- Among the NBA players present this summer were LeBron James and Kevin Durant.

Gafford on Both Ends of the Floor Last Season

- Daniel Gafford had 76 blocked shots and recorded 75 dunks last season.
- He ranked 22nd nationally and second in the SEC with his 76 rejections.
- He threw down a school-record 75 dunks, which was more than six SEC teams last season and just two dunks behind Missouri, which finished the season with 77. Prior to Gafford's arrival, Arkansas only had 46 dunks as a team for the 2016-17 season.
- Thanks to high-percentage dunks, Gafford shot 60.5 percent from the field, which would have ranked 14th nationally and tops in the SEC. However, he did not meet the NCAA minimum of making five shots per game (averaged 4.7).

Arkansas is Not Just Young, But Inexperienced Too

• Arkansas is not only one of the youngest teams in the nation, but also one of the most inexperienced.

TEAMS WITH NO SENIORS	MOST FR/SO ON SCHOLARSHIP	FEWEST UPPERCLASSMEN ON SCHOLARSHIP
ARKANSAS	12 - Duquesne	1 - ARKANSAS
Seattle	11 - ARKANSAS	1 - Duquesne
Mount St. Mary's Univ.		1 - Mount St. Mary's Univ.
Cal Northridge		
Duquesne		
North Florida		
Virginia		
Cal		
UT Arlington		

MOST SCHOLARSHIP NEWCOMERS	FEWEST RETURNING SCHOLARSHIP PLAYERS
13 - Detroit Mercy	1 - Chattanooga
12 - FAU	2 - Duquesne
12 - Seattle	2 - Drake
12 - UT Arlington	3 - ARKANSAS
11 - Missouri State	3 - USF
11 - Duquesne	3 - MTSU
10 - Mount St. Mary's Univ.	3 - Missouri State
10 - Belmont	3 - Mount Saint Mary's Univ.
10 - New Mexico	3 - UTA
9 - ARKANSAS	3 - Detroit Mercy
9 - Pepperdine	3 - FAU
9 - MTSU	3 - UT Arlington

"We have a bunch of piglets but they are starting to develop teeth. Best thing about piglets is they grow up to be Hogs."

- Mike Anderson

Percentages Not in Returners Favor

• With three returning players, the 10 newcomers will be counted on heavily to fill several roles.

	Returning	Lost
Scoring	576 / 20.4%	2243 / 79.6%
• 3-Pointers Made	2 / 0.1%	267 / 99.9%
• FT Made	108 / 20.0%	432 / 80.0%
Rebounding	327 / 27.1%	880 / 72.9%
Assists	49 / 9.8%	452 / 90.2%
Blocked Shots	97 / 59.5%	66 / 40.5%
Steals	38 / 17.4%	180 / 82.6%

THE GAFFORD FILE

2019 WOODEN AWARD WATCH LIST

• One of 50 candidates. The John R. Wooden Award® presented by Wendy's®. Chosen by a preseason poll of national college basketball experts, the list is comprised of 50 student-athletes who are the early front-runners for the most prestigious honors in college basketball, the Wooden Award All American Team™ and Most Outstanding Player Award.

2019 CITIZEN NAISMITH TROPHY WATCH LIST

• One of 50 candidates as named by the Atlanta Tipoff Club for the 2019 Citizen Naismith Trophy Men's Player of the Year honor. A list of the mid-season 30 team will be released on Feb. 13, 2019.

2019 KAREEM ABDUL-JABBAR WATCH LIST

• One of 21 candidates as named by the Naismith Memorial Basketball Hall of Fame. The award recognizes the top centers in men's college basketball.

2018-19 PRESEASON FIRST TEAM ALL-SEC

• **Media and Coaches**

2017-18 SEC ALL-FRESHMAN TEAM

• **Was 3x SEC Freshman of the Week**

THE 2019 NBA MOCK DRAFTS

- Is projected to be a NBA Lottery pick in the 2019 draft, including (as of Oct. 20, 2018):
- 7th by NBC Sports
- 8th by Sports Illustrated
- 8th by CBS Sports
- 8th by BustingBrackets.com
- 9th by Forbes
- 10th by ESPN
- 10th by NBADraft.net
- 11th by Draftsite.com
- 13th by BleacherReport.com
- 14th by SBNation.com

HOW HE SPENT HIS SUMMER

- Invited to participate in the Nike Basketball Academy (Aug. 8-12) in Los Angeles. The annual developmental camp allowed Gafford and 24 other highly-touted college basketball players the opportunity to learn and train with current and past NBA superstars through a series of off-court workouts, drills, film sessions and 5-on-5 competition.
- Among the NBA players present this summer were LeBron James and Kevin Durant.



"Arkansas has a great player in Daniel Gafford, who very well could end up being the SEC Player of the Year."

- Jay Bilas
ESPN Analyst

MISCELLANEOUS STATS

Double-Figure Scoring Games

Player	16-17	17-18	18-19	Career
Gafford	NA	22	4	26
Bailey	1	3	3	7
Joe	NA	NA	4	4
Jones	NA	NA	4	4
Harris	2	NA	1	3

20-Point Scoring Games

Player	16-17	17-18	18-19	Career
Gafford	NA	2	2	4
Bailey	0	0	1	1
Jones	NA	NA	1	1

30-Point Scoring Games

Player	16-17	17-18	18-19	Career

3 + Three-Pointers in a Game

Player	16-17	17-18	18-19	Career
Joe	NA	NA	3	3
Jones	NA	NA	2	2

5 + Three-Pointers in a Game

Player	16-17	17-18	18-19	Career
Joe	NA	NA	1	1
Jones	NA	NA	1	1

Double Figure Rebounding Games

Player	16-17	17-18	18-19	Career
Gafford	NA	4	2	6

Double Figure Assists Games

Player	16-17	17-18	18-19	Career
Harris	0	NA	1	1

Double-Doubles

Player	16-17	17-18	18-19	Career
Gafford	NA	3	2	5
Harris	0	NA	1	1

5 + Assist Games

Player	16-17	17-18	18-19	Career
Jones	NA	NA	1	1
Harris	1	NA	1	2

3 + Steals in a Game

Player	16-17	17-18	18-19	Career
Joe	NA	NA	2	2
Bailey	0	1	1	2
Gafford	NA	1	0	1
Jones	NA	NA	1	1
Harris	2	NA	0	2

3 + Blocks in a Game

Player	16-17	17-18	18-19	Career
Gafford	NA	13	2	15
Bailey	0	1	0	1

Arkansas Helps SEC Boost

- Heading into this season, the SEC boasts that **(1)** a record eight teams played in the NCAA Tournament last season, **(2)** the league held a 6-4 edge in the Big 12/SEC Challenge and **(3)** four teams have recruiting classes that ranked among the nation's top 25. Arkansas played its part in all accounts.
- (1)** Arkansas reached the NCAA for the second straight year – the third time in the last four years – and played in the postseason for the fourth time in the last five years.
- (2)** Arkansas defeated Oklahoma State, 66-65, in the 2018 Big 12/SEC Challenge.
- (3)** Arkansas' incoming freshman class was ranked 25th in the nation by ESPN.com.

Anderson's Teams Take Care of the Ball

- In each of the last six years, Arkansas basketball has ranked first or second in the SEC in assist-to-turnover ratio.
- **SEC RANK IN ASSIST-TO-TURNOVER RATIO**
 - 2nd (1.31) 2017-18
 - 1st (1.46) 2015-16
 - 1st (15.3) 2013-14
 - 2nd (1.17) 2016-17
 - 2nd (1.35) 2014-15
 - 2nd (14.8) 2012-13
- Also, in Anderson's first five years, Arkansas led the SEC in turnover margin. The Razorbacks' turnover margin last season was 3.1 (same as their league-leading ratio from 2015-16 season), but it was only good for third last season.
- **SEC RANK IN TURNOVER MARGIN**
 - 1st (3.1) 2015-16
 - 1st (5.5) 2013-14
 - 1st (3.3) 2011-12
 - 1st (3.8) 2014-15
 - 1st (5.9) 2012-13

Slam Dunk

- The Razorbacks threw down 10 dunks in the win over Montana State - the second-best, single-game total in the Mike Anderson era.
- Arkansas has 21 dunks in four games this season, an average of 5.3 per game.
- Arkansas' 124 dunks in 2017-18 (3.5 per game) were the most of the Mike Anderson era. The only other Arkansas team to reach 100 dunks in a season was the 2014-15 team who totaled exactly 100 dunks.
- Arkansas' 12 dunks against Samford are the most rim-rockers of the Mike Anderson era in a single game with the previous high of eight coming against Mississippi State on Jan. 23, 2013.
- The Razorbacks tallied just 46 dunks in 2016-17 season in 36 games.

No Place Like Home, Especially SEC Saturdays

- In the eight years of the Mike Anderson era, Arkansas has 113 home wins, which ties for sixth-most in the NCAA over the span (the national leader has 121).
- For the second straight year, Arkansas will play five Saturday games in Bud Walton Arena, including each of the Razorbacks' last four home games of the regular season.
- Arkansas is an impressive 25-5 in Saturday SEC home games under head coach Mike Anderson, including a streak of nine consecutive wins.

Familiar Foe in the Big 12/SEC Challenge

- The SEC announced the 10 match-ups for the annual Big 12/SEC Challenge which will take place Jan. 26. Arkansas will travel to Texas Tech, which reached the Elite 8 last season before falling to eventual national champion, Villanova.
- In the 78 previous meetings with the Red Raiders, Arkansas and Texas Tech are all square with each team winning 39 contests in the series.
- The last time the teams met, which was in the 2016 edition of the Big 12/SEC Challenge, the Razorbacks won, 75-68, in overtime. Arkansas has won five of the last six in the series with Texas Tech and 11 of the last 15.
- Arkansas will be playing in its fifth consecutive Big 12/SEC Challenge. The Razorbacks are 2-2 in the Big 12/SEC Challenge with wins over Texas Tech (2016) and Oklahoma State (2018). Arkansas lost at Iowa State (2015) and at Oklahoma State (2017).

MOST SEC WINS IN THE...									
LAST 2 YEARS		LAST 3 YEARS		LAST 4 YEARS		LAST 5 YEARS		LAST 6 YEARS	
2017-18		2016-18		2015-18		2014-18		2013-18	
1. Kentucky	26	1. Kentucky	39	1. Kentucky	57	1. Kentucky	69	1. Kentucky	81
2. Florida	25	2. Florida	34	2. ARKANSAS	44	2. Florida	60	2. Florida	74
3. ARKANSAS	22	3. ARKANSAS	31	3. Florida	42	3. ARKANSAS	54	3. ARKANSAS	64
4. Tennessee	21	4. South Carolina	30	4. Texas A&M	41	4. Texas A&M	49	4. Georgia	58
5. Auburn	20	5. Texas A&M	30	5. Georgia	37	5. Georgia	49	5. Ole Miss	57
6. South Carolina	19	6. Tennessee	27	6. South Carolina	36	6. Ole Miss	45	6. Texas A&M	56
7. Alabama	18	7. Vanderbilt	27	7. Vanderbilt	36	7. Tennessee	45	7. Tennessee	56
8. Texas A&M	17	8. Alabama	26	8. Ole Miss	36	8. Vanderbilt	43	8. Alabama	53
9. Georgia	16	9. Georgia	26	9. Tennessee	34	9. South Carolina	41	9. Vanderbilt	51
10. Vanderbilt	16	10. Auburn	25	10. Alabama	34	10. Alabama	41	10. LSU	50
11. Ole Miss	15	11. Ole Miss	25	11. LSU	32	11. LSU	41	11. South Carolina	45
12. Miss. State	15	12. Miss. State	22	12. Auburn	29	12. Auburn	35	12. Auburn	38
13. Missouri	12	13. LSU	21	13. Miss. State	28	13. Miss. State	31	13. Missouri	38
14. LSU	10	14. Missouri	15	14. Missouri	18	14. Missouri	27	14. Miss. State	35

Rare Trips for ACC & Big Ten to Bud Walton

- This year marks just the 10th and 11th time a member of the Big Ten and/or ACC have come to Fayetteville to face the Razorbacks.
- When Indiana came to Bud Walton Arena on Nov. 18 and it was just the fourth time a team from the Big Ten played in Fayetteville. Arkansas is now 4-0 versus a member of the Big 10 at home and 3-0 in Bud Walton Arena, including a 95-79 victory over 14th-ranked Minnesota last season. (Then #20 Michigan is the only other Big 10 member to come to Bud Walton Arena with the Hogs winning 66-64 on Jan. 21, 2012.) Overall, Arkansas has faced a member of the Big 10 34 times and trail in those games, 14-20. Over the 34 previous meeting with a Big 10 member, 24 have been at neutral sites (Arkansas trails 11-13).
- An ACC team (Georgia Tech) is coming to Fayetteville for just the seventh time and first time since Nov. 19, 2014 when Arkansas defeated Wake Forest, 83-53. Arkansas is 4-2 versus ACC members in games played in Fayetteville and 2-1 versus ACC members in games played in Bud Walton Arena. Overall, Arkansas has played a member of the ACC 39 previous times (Arkansas trails in such games 15-24) with 25 of those encounters coming at neutral sites (Arkansas trails 10-15).

Anderson Honored by Brandon Burlsworth Foundation

- This past August, University of Arkansas head basketball coach Mike Anderson was honored at the annual Brandon Burlsworth Foundation Legends Dinner. Anderson is the ninth Legend the Burlsworth Foundation has honored.
- "The Legends Dinner recognizes a person each year who has made great contributions to our state," said Marty Burlsworth, Chairman/CEO and Founder of the Brandon Burlsworth Foundation. "Coach Anderson has a long history with the University and the state of Arkansas, so it was an easy choice for our board of directors to honor him in this way."
- Anderson is one of four Division I coaches with 15-plus years of head coaching experience and has never experienced a losing season while being the only coach to accomplish the feat at three different programs. In his first 16 years of being a head coach, Anderson has led his teams to 11 postseason berths, including nine NCAA Tournament appearances, and posted 11, 20-win seasons.
- While his on-court success is evident, Coach Anderson is equally a champion in the community. He created his own Mike Anderson Foundation, which provides funding for programs focused on preventative health care education and assists organizations that offer nutritional support for children. Anderson is active with the Yvonne Richardson Center and Samaritan's Feet. Also, each year at the annual Red-White Game, fans get in free with a canned food item, which helps support the Northwest Arkansas Food Bank. In fact, Anderson has done similar food drives as the head coach at Missouri and UAB as well as assist with Special Olympics at all three stops.



ABOUT ARKANSAS

ABOUT ARKANSAS

Location	Fayetteville, Ark.
Enrollment	27,558
Founded	1871
Colors	Cardinal (PMS 201) and White
Nickname.....	Razorbacks
Conference.....	Southeastern (SEC)
Arena (Capacity).....	Bud Walton Arena (19,200)

ADMINISTRATION

System President.....	Dr. Donald R. Bobbitt
Chancellor	Dr. Joseph E. Steinmetz
Athletic Director.....	Hunter Yurachek
Faculty Representative	Gerald Jordan

COMMUNICATIONS

Basketball SID	Mike Cawood
Email	tmcaewood@uark.edu
Cell Phone	479-236-2090
Office Phone	479-575-3114
Office Fax.....	479-575-7481
Athletic Website	ArkansasRazorbacks.com
Arkansas Ticket Office.....	479-575-5151

HISTORY

First Year	1923-24
Seasons.....	96th
Overall Conference Championships ...	24 (2 SEC, 22 SWC)
SEC Overall Championships	2 (1992, 1994)
SEC Division Championships	4 (1992, 1993, 1994, 1995)
SEC Tournament Championships	1 (2000)
NCAA Tournament Appearances	33*
National Championships.....	1 (1994)
National Runner-Up.....	1 (1995)
NCAA Final Fours	6 (1941, 1945, 1978, 1990, 1994, 1995)
NCAA Elite Eight	10
NCAA Sweet 16	10
NIT Record (App.).....	5-4 (3)

* - Arkansas received a bid in 1944 but was unable to participate due to a car accident. Total number of bids is 33 and total number of appearances is 32.

Mike'd Up Radio Show

- Featuring Mike Anderson and Chuck Barrett
- Live 7-8 pm at Sassy's BBQ
- Remaining shows at Sassy's BBQ and Grille Steamboat Drive off Wedington
- Reservations, call 479-435-6996
- Monday, Nov. 26
- Monday, Dec. 3
- Monday, Dec. 10
- Monday, Dec. 17

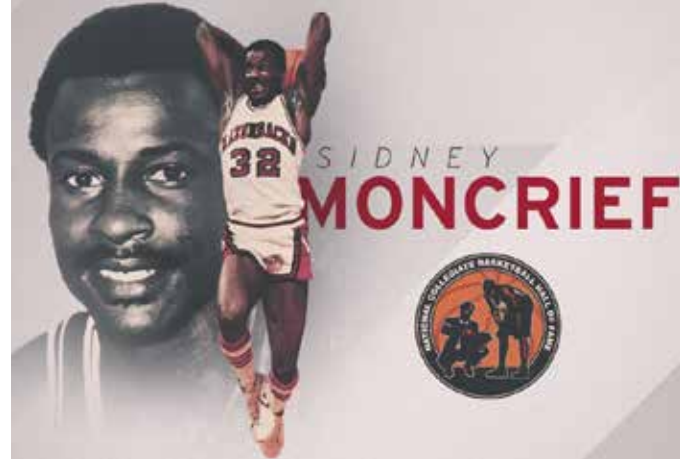
- Last six shows at Sassy's Red House
- College Avenue
- Reservations, call 479-856-6966
- Monday, Jan. 7
- Monday, Jan. 21
- Monday, Jan. 28
- Monday, Feb. 4
- Monday, Feb. 18
- Monday, Mar. 4

• MIKE ANDERSON RECORD BREAKDOWN •

Overall:	354-185 (.657)
Home:.....	241-40
Away:.....	63-104
Neutral:.....	50-41
At Arkansas:	154-87 (.639)
Home:.....	113-17
Away:.....	24-50
Neutral:.....	17-20
Against Ranked Teams:	29-55
at Arkansas:.....	13-21
Home:.....	18-14, 10-5 at Arkansas
Away:.....	4-27, 2-9 at Arkansas
Neutral:.....	6-14, 0-7 at Arkansas
One-Possession Games:	46-38
at Arkansas:.....	22-16
Home:.....	23-8, 13-3 at Arkansas
Away:.....	15-21, 6-8 at Arkansas
Neutral:.....	8-9, 3-5 at Arkansas
Decided by 5 Pts / Less:	69-60
at Arkansas:.....	36-23
Home:.....	33-14, 19-4 at Arkansas
Away:.....	26-33, 13-14 at Arkansas
Neutral:.....	10-13, 4-5 at Arkansas
In Overtime Games:	12-12
at Arkansas:.....	8-7
Home:.....	9-1, 6-1 at Arkansas
Away:.....	3-8, 2-4 at Arkansas
Neutral:.....	0-3, 0-2 at Arkansas
Conference Games:	155-111
at Arkansas:.....	70-54
Home:.....	101-32, 47-15 at Arkansas
Away:.....	54-79, 23-39 at Arkansas
Scoring Below 50 Points:	0-4
at Arkansas:.....	0-2
Home:.....	0-0, 0-0 at Arkansas
Away:.....	0-4, 0-2 at Arkansas
Neutral:.....	0-0, 0-0 at Arkansas
Scoring 50-59 Points:	5-27
at Arkansas:.....	3-13
Home:.....	2-6, 2-2 at Arkansas
Away:.....	1-16, 0-10 at Arkansas
Neutral:.....	2-5, 1-1 at Arkansas
Scoring 60-69 Points:	43-69
at Arkansas:.....	17-36
Home:.....	21-13, 11-4 at Arkansas
Away:.....	15-38, 4-21 at Arkansas
Neutral:.....	7-18, 2-11 at Arkansas
Scoring 70-79 Points:	94-58
at Arkansas:.....	42-25
Home:.....	55-14, 25-6 at Arkansas
Away:.....	26-29, 12-12 at Arkansas
Neutral:.....	13-15, 5-7 at Arkansas
Scoring 80-89 Points:	121-24
at Arkansas:.....	46-10
Home:.....	87-7, 37-5 at Arkansas
Away:.....	15-14, 4-4 at Arkansas
Neutral:.....	19-3, 5-1 at Arkansas
Scoring 90-99 Points:	66-1
at Arkansas:.....	34-0
Home:.....	59-0, 30-0 at Arkansas
Away:.....	3-1, 1-0 at Arkansas
Neutral:.....	3-0, 2-0 at Arkansas
Scoring 100 or More Points:	23-1
at Arkansas:.....	10-0
Home:.....	17-0, 8-0 at Arkansas
Away:.....	1-1, 1-0 at Arkansas
Neutral:.....	5-0, 1-0 at Arkansas

Moncrief to Be Enshrined in Hall of Fame Sunday; Joins Richardson and Sutton in Hall

- Last March, Arkansas legend Sidney Moncrief was elected to the National Collegiate Basketball Hall of Fame Class of 2018. The ceremony was **Sunday, Nov. 18** in Kansas City. Others being inducted into the class are Arizona's Sean Elliott, Houston's Otis Birdsong, North Carolina's Sam Perkins, Morgan State's Marvin Webster and USC's Paul Westphal will join former Charleston coach John Kresse and former Oregon Tech coach Danny Miles.
- Moncrief becomes the third Razorback to be inducted into the National Collegiate Basketball Hall of Fame, joining his former coach Eddie Sutton who was selected in 2011 and Nolan Richardson who entered in 2008. All three Arkansas legends have a banner hanging in the rafters of Bud Walton Arena.
- One of the Arkansas' famed "Triplets", Moncrief ended his career as Arkansas's leader in scoring (he ranks second now behind Todd Day) with 2,066 points from 1976-79. He poured in 600-plus points each of his last two years in Fayetteville, one of just four Razorbacks to score more than 600 points during two separate seasons.
- Moncrief helped lead Arkansas to two Elite Eight appearances and the 1978 Final Four, when the Razorbacks recorded Arkansas' first of five total 30-win seasons in program history, going 32-4 overall. A 14-time All-American, Moncrief's name is scattered all through Arkansas' record book and he was named All-Southwest Conference his last three years as a Razorback, while being named to the 1978 NCAA Tournament All-Regional West Team and to the 1979 All-Regional Midwest Team.
- Moncrief was drafted fifth overall in the 1979 NBA Draft to the Milwaukee Bucks, where he spent his first 11 NBA seasons, before finishing his career in Atlanta in 1990-91. The Little Rock native was just the second Razorback in school history to be selected in the first round of the NBA Draft and remains as the only player to be taken in the top five. While in Milwaukee, Moncrief earned All-NBA first team honors once (1983) and second team honors four times (1982-85 and 1986). The five-time All-Star was also named to the NBA's All-Defensive first team four years (1983-86) and second team in 1982, along with earning NBA Defensive Player of the Year honors two seasons (1982-83 and 1983-84). During his 12-year NBA career, Moncrief averaged 15.6 points, 4.7 rebounds and 3.6 assists per game.



Arkansas Signs Justice Hill

- Arkansas men's head basketball coach Mike Anderson announced Justice Hill signed a National Letter of Intent.
- "Obviously, we are very excited to have Justice join our family," Anderson said. "He committed to us as a freshman and has continued to grow both as a player and a person. He is an excellent student and athlete who comes from an outstanding family. Justice possesses good court vision, has really good basketball instincts and is athletic. He will be a perfect fit for our 'FASTEST40' style of play."

Justice Hill
5-11, 170, G
Little Rock, Ark. (Little Rock Christian Academy)

- Rated the #3 overall prospect in Arkansas and #36-best point guard in the nation by 247Sports.com ... Also a three-star recruit by Rivals.com, which has him as the 48th-best point guard in the nation.
- Named to the 2018 5A All-State basketball team as a junior as he averaged 19.5 points, six assists, four steals and four rebounds ... As a sophomore, averaged 15 points, four rebounds, three assist and two steals.
- Played summer ball with the Arkansas Hawks, teaming with current Razorbacks Isaiah Joe, Desi Sills and Ethan Henderson.
- Son of Dr. Fitz Hill, who was an assistant football coach at Arkansas under Jack Crowe, Danny Ford and Houston Nutt from 1992-2000 and went on to be the head coach at San Jose State (2001-04).
- Has been committed to Arkansas since his freshman year of high school.
- A standout quarterback for the Little Rock Christian football team and received several FBS football scholarship offers as well ... To date this season, has passed for 2,102 yards and 24 touchdowns while completing 72 percent of his passes Rushed for 755 yards and 16 touchdowns for the 10-1 Warriors as they prepare to meet Texarkana in the Class 5A quarterfinals.
- Finished second in the 2018 5A state championship in the high jump (6-2) and placed fifth at the state meet in the long jump (21-1.75).
- High school head coach is Clarence Finley ... Arkansas Hawks AAU coach is Bill Ingram.



● THE LAST TIME ●

POINTS »

- Scored 100+ : 12/19/17 - 104 vs. Oral Roberts
- Scored 100+ in an SEC game: 02/10/15 - 101 vs. Auburn
- Scored fewer than 50: 02/09/16 - 46 at Mississippi State

Overtime Games »

- Played in an OT game: 11/09/18 vs Texas, L, 73-71 (OT)
- Played in a 20T game: 01/23/18 at Georgia, W, 80-77 (2 OT)
- Played in a 30T game: 02/09/80 vs. Houston, L, 90-84 (3 OT)

Versus Top-25 opponents »

- Beat an AP Top 25 team: 03/09/18 vs. No. 23 Florida, W, 80-72
- Beat an AP Top 20 team: 02/27/18 vs. No. 14 Auburn, W, 91-82
- Beat an AP Top 15 team: 02/27/18 vs. No. 14 Auburn, W, 91-82
- Beat an AP Top 10 team: 01/27/16 vs. No. 5 Texas A&M, W, 74-71
- Beat an AP Top 5 team: 01/27/16 vs. No. 5 Texas A&M, W, 74-71

Versus Top-25 opponents on the road »

- Beat an AP Top 25 team on road: 02/15/17 at No. 21 South Carolina, W, 83-76
- Beat an AP Top 5 team on road: 02/09/94 at No. 4 Kentucky, W, 90-82

Double-Doubles »

- Two players in same game: 03/09/18 vs. Florida
- Daniel Gafford (16 pts, 12 rebs) and Jaylen Barford (27 pts, 10 rebs)

3-Point Shooting »

- 10+ 3FGM in a game: 11/21/18 - 11 vs. Montana State
- 15+ 3FGM in a game: 01/09/16 - 16 vs. Mississippi State

At the Charity Stripe »

- Attempted 30+ FT in a game: 11/12/18 - 41 vs. UC Davis
- MADE 20+ FT in a game: 02/06/18 - 23 (of 29) vs. South Carolina
- MADE 25+ FT in a game: 11/12/18 - 27 vs. UC Davis

ASSISTS »

- Had 20+ assists: 11/21/18 - 20 vs. Texas
- Had 25+ assists: 11/21/18 - 29 vs. Montana State
- Had 20+ assists in back-to-back games: 11/18/18 (20 vs. Indiana)
- 11/21/17 (29 vs. Montana State)
- 02/27/18 vs. Auburn
- Had 2 players with 5+ assists:
 - Daryl Macon - 6 and Anton Beard - 5
- Had 2 players with 5+ assists: 11/21/18 vs. Montana State
- Jalen Harris - 11, Isaiah Joe - 5, Desi Sills - 5

Points »

- Scored 30-39 points in a game: 12/30/17 - 33 by Daryl Macon vs. Tennessee
- Scored 40-49 points in a game: 01/11/92 - 43 by Todd Day vs. LSU
- Scored 50+ points in a game: 11/13/09 - 51 by Rotnei Clarke vs. Alcorn State

Double-Doubles »

- Points/Rebounds: 11/18/18 vs. Texas
- 27 pts and 12 rebs by Daniel Gafford
- Points/Assists: 11/21/18 vs. Montana State
- 11 pts and 11 asts by Jalen Harris

Rebounds »

- Had 15+ rebounds in a game: 03/07/15 - 15 by Bobby Portis vs. LSU
- Had 20+ rebounds in a game: 11/21/97 - 23 by Nick Davis vs. Jackson State

Three-Point Shooting »

- 5+ 3FGM in a game: 11/21/18 - 5 (7 att) by Mason Jones vs. Montana St.

AT THE CHARITY STRIPE »

- 10+ FTA in a game: 11/12/18 - 11 (9-of-11) by Adrio Bailey vs. UC Davis
- 10+ FTM in a game: 02/06/18 - 12 (of 13) by Daryl Macon vs. South Carolina

Assists »

- 5+ assists in a game: 11/18/18 vs. by Mason Jones (5) vs. Indiana
- Consecutive 5+ assists games: Daryl Macon 02/27/18 6 vs. Auburn
- 03/03/18 6 at Missouri
- 10+ assists in a game: 11/21/18 - 11 by Jalen Harris vs Montana State
- Consecutive 10+ assists games: Courtney Fortson 01/16/10 - 10 vs. Alabama
- 01/21/10 - 11 vs. Florida
- Three straight 5+ assists games: Daryl Macon 01/12/18 8 vs. Missouri
- 01/17/18 5 at Florida
- 01/20/18 6 vs. Ole Miss

Blocks »

- Had 3+ blocks in a game: 11/18/18 - 3 by Daniel Gafford vs. Indiana
- Had 5+ blocks in a game: 02/27/18 - 7 by Daniel Gafford vs. Auburn

Steals »

- Had 5+ steals in a game: 11/21/18 - 5 by Isaiah Joe vs. Montana State
- Had consecutive 5+ steal games: 01/01/06 - by Ronnie Brewer vs. W. Illinois (5)
- 01/07/06 - by Ronnie Brewer vs. Miss. State (5)

● RAZORBACK/IMG SPORTS NETWORK RADIO AFFILIATES ●

Batesville (Games)	KWOZ-FM 103.3	Fayetteville	KUOA-AM 1290	Mena	KENA-FM 104.1
Batesville (Coaches Show)	KBTA-AM 1340	Fayetteville	KUOA-FM 95.3	Mena / Hot Springs	KTTG-FM 96.3
Camden (Games)	KAMD-FM 97.1	Fayetteville	KBVA-FM HD3 106.5	Monett, Mo.	KKBL-FM 95.9
Camden (Coaches Show)	KCXY-FM 95.3	Forrest City	KBFC-FM 93.5	Monticello	KGPO-FM 99.9
Crossett	KAGH-AM 800	Fort Smith	KERX-FM 95.3	Morrilton	KCON-FM 99.3
Crossett	KAGH-FM 104.9	Glenwood	KHGZ-AM 670	Mountain Home	KOMT-FM 93.5
De Queen	KDQN-FM 92.1	Glenwood	KHGZ-FM 98.9	Ozark	KDYN-AM 1540
DeWitt	KDEW-FM 97.3	Hot Springs/Mena	KTG FM 96.3	Ozark	KDYN-FM 96.7
El Dorado	KAGL-FM 93.3	Jonesboro	KEGI-FM 100.5	Searcy	KRZS-FM 99.1
Fayetteville	KOSM-FM 92.1	Little Rock	KABZ-FM 103.7	Texarkana, Texas	KKTK-AM 1400
Fayetteville (Games)	KYNG-AM 1500	Magnolia	KZHE-FM 100.5	Wynne	KWYN-FM 92.5
Fayetteville	KAKS-FM 99.5	Marshall	KBCN-FM 104.3		

• **2018-19 RECORD BREAKDOWN** •

RECORD BREAKDOWN

At Home (Bud Walton Arena)	3-0
On The Road	0-0
Neutral	0-1
White Uniforms	3-0
Cardinal Uniforms	0-0
Anthracite Uniforms	0-0
Special Edition Armed Forces Classic Uniforms	0-1

GENERAL

When Arkansas controls the tip	1-1
When opponent controls the tip	2-0
When Arkansas scores first	2-1
When opponent scores first	1-0

LEADS AND DEFICITS

Leading at the half - home	3-0
Leading at the half - road/neutral	0-0
Tied at the half - home	0-0
Tied at the half - road/neutral	0-0
Trailing at the half - home	0-0
Trailing at the half - road/neutral	0-1
Games decided by 5 points or fewer	1-1
Games decided by 10 points or fewer	1-1
Leading with 5:00 left in regulation	2-1
Leading with 2:00 left in regulation	3-1
Overtime games	0-1

OFFENSE

Scoring less than 70 points	0-0
Scoring 70-79 points	1-1
Scoring 80-89 points	1-0
Scoring 90-99 points	1-0
Scoring 100+ points	0-0
2 Players Or Less in Double Figures	0-0
3 Players in Double Figures	1-0
4 Players in Double Figures	1-1
5 Players in Double Figures	1-0
6 Players in Double Figures	0-0
7 Players in Double Figures	0-0
1 Player Scores 20 Points	0-1
2 Players Score 20 Points	1-0
When shooting 50 percent or higher	1-0
When shooting less than 50 percent	2-1

REBOUNDING/TURNOVERS

When out-rebounding opponent	0-0
When out-rebounded	3-1
When rebounds are even	0-0
When grabbing 10+ offensive reb	1-1
When forcing 15+ turnovers	3-0
When committing less than 15 turnovers	2-0
When committing 15+ turnovers	1-1

When Top Scorer Is (Includes Ties)

Daniel Gafford	Season: 1-1	Career: 5-2
Mason Jones	Season: 2-0	Career: 2-0

When Top Rebounder Is (Includes Ties)

Daniel Gafford	Season: 2-1	Career: 16-6
Adrio Bailey	Season: 0-0	Career: 1-0
Mason Jones	Season: 1-0	Career: 1-0

Months

In November	3-1
In December	0-0
In January	0-0
In February	0-0
In March	0-0

#DUNKPALACE

DUNKS BY PLAYER CAREER '18-19

Daniel Gafford	88	13
Adrio Bailey	24	3
Jalen Harris	2	2
Reggie Chaney	2	2
Isaiah Joe	1	1
Gabe Osabuohien	3	-
TOTALS	120	21


MOST DUNKS IN A HALF 2018-19

6	1st	Montana State (11/21/18)
4	2nd	Montana State (11/21/18)

RECORD BY DUNKS 2018-19

5+ Dunks	2-0
4+ Dunks	0-1
2+ Dunks	1-0
1 Dunk	0-0
Held Without a Dunk	0-0

21 DUNKS IN 4 GAMES



• **DUNKS IN A GAME** •
(ANDERSON ERA)

Dunks	Opponent	Year
12	Samford	2017-18
10	Montana State	2018-19
8	Auburn	2017-18
8	Mississippi State	2012-13
7	Troy	2017-18
7	Fresno State	2017-18
7	Minnesota	2012-13
7	Alabama A&M	2012-13
7	Northwestern State	2015-16
7	Northwestern State	2014-15
7	Vanderbilt	2014-15



2018-19 SEC STANDINGS										
THROUGH THURS - NOV 22										
	SEC	PCT.	HOME	AWAY	OVERALL	PCT.	HOME	ROAD	NEUTRAL	STRK
LSU	0-0	.000	0-0	0-0	5-0	1.000	4-0	0-0	1-0	W5
Tennessee	0-0	.000	0-0	0-0	4-0	1.000	3-0	0-0	1-0	W4
Vanderbilt	0-0	.000	0-0	0-0	4-0	1.000	3-0	1-0	0-0	W4
Auburn	0-0	.000	0-0	0-0	5-1	.833	3-0	0-0	2-1	W1
Alabama	0-0	.000	0-0	0-0	4-1	.800	2-0	0-0	2-1	W2
Kentucky	0-0	.000	0-0	0-0	4-1	.800	4-0	0-0	0-1	W4
Mississippi State	0-0	.000	0-0	0-0	4-1	.800	3-0	0-0	1-1	W1
Arkansas	0-0	.000	0-0	0-0	3-1	.750	3-0	0-0	0-1	W3
Ole Miss	0-0	.000	0-0	0-0	2-1	.667	2-0	0-1	0-0	W1
Florida	0-0	.000	0-0	0-0	3-2	.600	2-0	0-1	1-1	W1
Missouri	0-0	.000	0-0	0-0	3-2	.600	1-0	0-1	2-1	L1
South Carolina	0-0	.000	0-0	0-0	3-2	.600	2-1	0-0	1-1	W1
Georgia	0-0	.000	0-0	0-0	3-2	.600	2-0	0-1	1-1	L1
Texas A&M	0-0	.000	0-0	0-0	1-4	.200	1-1	0-1	0-2	L4

Wednesday, November 21	TV	CT
Florida vs. Oklahoma (Paradise Island, Bahamas)	ESPN	11:00 a.m.
Winthrop at Kentucky	SEC Network	Noon
Tennessee vs. Louisville (Brooklyn, NY)	ESPN2	4:00 p.m.
MONTANA STATE AT ARKANSAS	SECN+	7:00 P.M.
Auburn vs. TBD (Maui, Hawaii)	TBD	TBD
Georgia vs. TBD (Grand Cayman Island)	TBD	TBD
Miss St. vs. St. Mary's/Utah St. (Las Vegas, NV)	TBA/ESPNU	TBD
Thursday, November 22	TV	CT
LSU vs. Coll. Of Charleston (Lake Buena Vista, FL)	ESPN2/U	6:00 p.m.
Florida vs. TBA (Paradise Island, Bahamas)	TBD	TBD
Friday, November 23	TV	CT
Kent St. at Vanderbilt	SECN+	4:00 p.m.
Tennessee St. at Kentucky	SEC Network	6:00 p.m.
South Ala. at Texas A&M	SECN+	6:30 p.m.
UT ARLINGTON AT ARKANSAS	SECN+	7:00 P.M.
Ole Miss vs. Baylor (Destin, FL)	CBS Sports Network	8:30 p.m.
Florida vs. TBD (Paradise Island, Bahamas)	TBD	TBD
LSU vs. Florida St./UAB (Lake Buena Vista, FL)	TBD	TBD
Tennessee vs. Kansas/Marquette (Brooklyn, NY)	ESPN2	TBD
Saturday, November 24	TV	CT
Ole Miss vs. Cincinnati/George Mason (Destin, FL)	TBD	TBD
Sunday, November 25	TV	CT
LSU vs. TBD (Lake Buena Vista, FL)	TBD	TBD
Monday, November 26	TV	CT
Wofford at South Carolina	SECN+	6:00 p.m.
Murray St. at Alabama	SECN+	7:00 p.m.
Alcorn St. at Mississippi St.	SECN+	7:00 p.m.
Tuesday, November 27	TV	CT
North Fla. at Florida	SEC Network	6:00 p.m.
Kennesaw St. at Georgia	SECN+	6:00 p.m.
Savannah St. at Vanderbilt	SECN+	7:00 p.m.
Temple at Missouri	SEC Network	8:00 p.m.
Wednesday, November 28	TV	CT
Eastern Ky. at Tennessee	SEC Network	5:30 p.m.
San Diego at Ole Miss	SECN+	6:30 p.m.
Saint Peter's at Auburn	SECN+	7:00 p.m.
Monmouth at Kentucky	SEC Network	7:30 p.m.

AP (11/19)		
1 Duke (53)	3-0	1,564
2 Kansas (7)	3-0	1,510
3 Gonzaga	3-0	1,437
4 Virginia (2)	3-0	1,299
5 Tennessee (1)	3-0	1,281
6 Nevada	3-0	1,253
7 North Carolina	4-0	1,246
8 Auburn	3-0	1,123
9 Michigan	5-0	1,021
10 Kentucky	3-1	980
11 Michigan State	3-1	937
12 Kansas State	4-0	889
13 Virginia Tech	4-0	849
14 Florida State	2-0	794
15 Mississippi State	3-0	619
16 Clemson	3-0	462
17 UCLA	3-0	430
18 TCU	3-0	388
19 LSU	4-0	358
20 Iowa	4-0	354
21 Oregon	3-1	325
22 Buffalo	3-0	240
23 Ohio State	4-0	222
24 Purdue	4-1	199
25 Wisconsin	3-0	150

USA TODAY COACHES (11/19)			
1 Duke (32)	3-0	800	
2 Kansas	3-0	763	
3 Gonzaga	3-0	724	
4 Virginia	3-0	681	
5 Tennessee	3-0	647	
6 North Carolina	4-0	639	
7 Nevada	3-0	569	
8 Michigan	5-0	565	
9 Auburn	3-0	537	
10 Kentucky	3-1	496	
11 Michigan State	3-1	469	
12 Kansas State	4-0	458	
13 Florida State	2-0	400	
14 Virginia Tech	4-0	382	
15 Mississippi State	3-0	313	
16 Clemson	3-0	264	
17 UCLA	3-0	239	
18 TCU	3-0	199	
19 Purdue	4-1	165	
20 Oregon	3-1	143	
21 LSU	4-0	142	
22 Iowa	4-0	138	
23 Ohio State	4-0	113	
24 Nebraska	3-0	82	
25 Buffalo	3-0	80	

ARKANSAS IN THE RANKINGS			
WEEK	AP	COACH	RPI
Preseason	--	--	NA
Nov. 12	--	--	NA
Nov. 19	NR	--	NA
Nov. 26			
Dec. 3			
Dec. 10			
Dec. 17			
Dec. 24			
Dec. 31			
Jan. 7			
Jan. 14			
Jan. 21			
Jan. 28			
Feb. 4			
Feb. 11			
Feb. 18			
Feb. 25			
Mar. 4			
Mar. 11			
FINAL			

The last time Arkansas was ranked in the AP Poll...

Top 25:	#22	01/01/18
Top 15:	#15	11/14/00
Top 10:	#6	1995 Final Poll
Top 5:	#5	03/07/95
No. 1:	#1	'94-95 Preseason

RECEIVING VOTES: Nebraska 98, **Indiana 74**, Maryland 56, Villanova 53, Furman 50, Syracuse 29, Washington 29, **Texas 23**, West Virginia 18, Butler 18, Miami 18, St. John's 13, Iowa State 11, **Texas Tech 8**, Marquette 7, **Florida 7**, Saint Louis 6, Notre Dame 4, Arizona State 4, Marshall 4, **Vanderbilt 4**, UConn 3, Temple 2, Loyola-Chicago 2, Loyola (MD) 2, Davidson 1, **ARKANSAS 1**

RECEIVING VOTES: Wisconsin 66, Villanova 43, Maryland 41, **Indiana 27**, NC State 24, Syracuse 23, Miami 22, West Virginia 18, Butler 18, Washington 16, Furman 15, Western Kentucky 14, **Texas 13**, **Texas Tech 8**, Marquette 8, Louisville 8, **Vanderbilt 7**, **Florida 6**, Arizona 3, Minnesota 3, Saint Mary's 3, St. John's 2, Iowa State 2, UCF 2.

#PROHOGS

37	» Arkansas has had 37 all-time NBA Draft selections from 35 different players in program history.
16	» The Razorbacks have 16 All-Star game appearances by Joe Johnson (7), Sidney Moncrief (5) and Alvin Robertson (4).
12	» Arkansas has 12 first round NBA Draft picks in program history with Sidney Moncrief going No. 5 overall in 1979.

#PROHOGS
Arkansas has had 29 former players go on to play in the NBA and three are currently on active rosters. Also, Corliss Williamson, currently with Phoenix, is in his sixth season as an assistant coach in the NBA.

Player	Team	Yrs	Draft Class
Patrick Beverley	Clippers	7th	2009 - 42nd (LAC)
Daryl Macon *	Mavericks	1st	2018-FA
Bobby Portis	Bulls	4th	2015 - 22nd (CHI)

* - signed two-way contract with the Mavericks and their G League affiliate Texas Legends.

G League

Jaylen Barford	Greensboro Swarm	1st Year
Dusty Hannahs	Memphis Hustle	2nd Year
Michael Qualls	Wisconsin Herd	2nd Year

Arkansas in the 2018-19 NCAA/SEC

(Through Games of Nov. 21, 2018)

TEAM IN THE NCAA/SEC	NCAA	SEC	NO.
Assist Turnover Ratio (351 ranked)	95	4	1.2
Assists Per Game (351 ranked)	31	2	17.8
Blocked Shots Per Game (351 ranked)	34	5	5.5
Defensive Rebounds per Game (351 ranked)	144	7	27.25
Fewest Fouls (351 ranked)	142	7	85
Fewest Turnovers (351 ranked)	115	7	59
Field-Goal Percentage (351 ranked)	136	7	46.3
Field-Goal Percentage Defense (351 ranked)	22	3	36.3
Free Throw Attempts (351 ranked)	192	11	94
Free Throws Made (351 ranked)	245	11	56
Free-Throw Percentage (351 ranked)	329	14	59.6
Offensive Rebounds Per Game (351 ranked)	299	13	8.5
Personal Fouls Per Game (351 ranked)	287	13	21.3
Rebound Margin (351 ranked)	306	14	-5.3
Scoring Defense (351 ranked)	113	8	67.8
Scoring Margin (351 ranked)	111	7	11
Scoring Offense (351 ranked)	129	7	78.8
Steals Per Game (351 ranked)	30	3	9.3
Three-Point Field Goal Attempts (351 ranked)	224	7	100
Three-Point FG Defense (351 ranked)	140	4	31.6
Three-Point Field Goals Per Game (351 ranked)	137	4	8.3
Three-Point Field-Goal Percentage (351 ranked)	210	8	33
Total 3-point FGM (351 ranked)	218	5	33
Total Assists (351 ranked)	141	7	71
Total Blocks (351 ranked)	85	7	22
Total Rebounds (351 ranked)	277	12	143
Total Rebounds Per Game (350 ranked)	233	11	35.75
Total Steals (351 ranked)	107	5	37
Turnover Margin (345 ranked)	32	2	5.3
Turnovers Forced (351 ranked)	6	1	20
Turnovers Per Game (350 ranked)	236	11	14.8
Won-Lost Percentage (336 ranked)	96	8	.750

RAZORBACKS IN THE NCAA/SEC

	PLAYER	NCAA	SEC	NO.
3-pt Field Goal Attempts (227 ranked)	Isaiah Joe	113	3	34
Assist Turnover Ratio (250 ranked)	Jalen Harris	25	2	4.6
Assists Per Game (240 ranked)	Jalen Harris	40	3	5.8
	Mason Jones	226	11	3.8
Blocked Shots Per Game (250 ranked)	Daniel Gafford	34	4	2.5
	Reggie Chaney	195	15	1.25
Defensive Rebounds per Game (232 ranked)	Daniel Gafford	70	4	6.5
	Mason Jones	202	10	5.25
Double Doubles (104 ranked)	Daniel Gafford	33	1	2
	Jalen Harris	104	9	1
Field-Goal Percentage (250 ranked)	Daniel Gafford	6	1	75.6
Free Throw Attempts (246 ranked)	Daniel Gafford	132	8	28
Free Throws Made (223 ranked)	--	--	--	--
Free-Throw Percentage (246 ranked)	--	--	--	--
Minutes Per Game (246 ranked)	--	--	--	--
Offensive Rebounds Per Game (232 ranked)	--	--	--	--
Points Per Game (245 ranked)	Daniel Gafford	115	4	18.8
Rebounds Per Game (233 ranked)	Daniel Gafford	82	4	8.8
Steals Per Game (214 ranked)	Isaiah Joe	57	3	2.25
Three-Point Field Goals Per Game (246 ranked)	Isaiah Joe	82	4	3
	Mason Jones	82	4	3
Three-Point Field-Goal Percentage (198 ranked)	Mason Jones	47	2	50
	Isaiah Joe	181	9	35.3
Total 3-point FGM (214 ranked)	Isaiah Joe	162	5	12
	Mason Jones	162	5	12
Total Assists (217 ranked)	Jalen Harris	93	4	23
Total Blocks (249 ranked)	Daniel Gafford	60	5	10
	Reggie Chaney	249	18	5
Total Field Goal Attempts (244 ranked)	--	--	--	--
Total Field Goals Made (245 ranked)	Daniel Gafford	153	5	31
Total Minutes (250 ranked)	--	--	--	--
Total Points (242 ranked)	--	--	--	--
Total Rebounds (229 ranked)	Daniel Gafford	229	11	35
Total Steals (202 ranked)	Isaiah Joe	134	6	9
Triple Doubles (1 ranked)	--	--	--	--

Versus 2018-19 Opponents

NON-CONFERENCE

SCHOOL	GMS PLAYED	SERIES RECORD	H	A	N	LAST MEETING
AUSTIN PEAY	3	ARKANSAS LEADS, 3-0	3-0	-	-	H - W, 99-62 (12/03/16)
UC DAVIS	2	ARKANSAS LEADS, 2-0	2-0	-	-	H - W, 81-58 (11/12/18)
COLORADO STATE	1	ARKANSAS LEADS, 1-0	1-0	-	-	H - W, 92-66 (12/05/17)
FIU	-	• FIRST MEETING •				
GEORGIA TECH	5	ARKANSAS TRAILS, 1-4	-	0-2	1-2	N - L, 73-83 (11/26/15)
INDIANA	3	ARKANSAS LEADS, 2-1	1-0	0-1	1-0	H - W, 73-72 (11/18/18)
MONTANA STATE	1	ARKANSAS LEADS, 1-0	1-0	-	-	H - W, 90-68 (11/21/18)
TEXAS	155	ARKANSAS LEADS, 87-68	46-21	27-43	14-4	N - L, 73-71 ot (11/09/18)
UT-ARLINGTON	7	ARKANSAS LEADS, 7-0	5-0	1-0	1-0	H - W, 71-67 (11/18/16)
UT-SAN ANTONIO	5	ARKANSAS LEADS, 5-0	3-0	1-0	1-0	H - W, 104-71 (12/28/13)
TEXAS STATE	3	ARKANSAS LEADS, 3-0	3-0	-	-	H - W, 73-67 (12/06/05)
TEXAS TECH	78	SERIES TIED, 39-39	24-11	11-23	4-5	H - W, 75-68 ot (01/30/16)
WESTERN KENTUCKY	6	ARKANSAS LEADS, 4-2	0-1	0-1	4-0	N - L, 63-74 (12/07/74)

SOUTHEASTERN CONFERENCE

SCHOOL	GMS PLAYED	SERIES RECORD	H	A	N	LAST MEETING
ALABAMA	61	ARKANSAS LEADS, 33-28	18-6	7-20	8-2	A - W, 76-73 (02/24/18)
• SEC ONLY	51	ARKANSAS LEADS, 27-24				
AUBURN	52	ARKANSAS LEADS, 34-18	21-5	12-13	1-1	H - W, 91-82 (02/27/18)
• SEC ONLY	51	ARKANSAS LEADS, 34-17				
FLORIDA	35	ARKANSAS TRAILS, 12-23	8-6	2-13	2-4	N - W, 80-72 (03/09/18)
• SEC ONLY	35	ARKANSAS TRAILS, 12-23				
GEORGIA	37	ARKANSAS LEADS, 22-15	10-3	6-9	6-3	A - W, 80-77 2ot (01/23/18)
• SEC ONLY	37	ARKANSAS LEADS, 22-15				
KENTUCKY	42	ARKANSAS TRAILS, 11-31	7-7	3-14	1-10	H - L, 72-87 (02/20/18)
• SEC ONLY	37	ARKANSAS TRAILS, 11-26				
LSU	65	ARKANSAS LEADS, 35-30	19-7	11-17	5-6	A - L, 86-94 (02/03/18)
• SEC ONLY	56	ARKANSAS LEADS, 31-25				
OLE MISS	79	ARKANSAS LEADS, 47-32	15-11	8-19	24-2	A - W, 75-64 (02/13/18)
• SEC ONLY	51	ARKANSAS TRAILS, 25-26				
MISSISSIPPI STATE	61	ARKANSAS LEADS, 33-28	21-6	7-21	5-1	A - L, 75-78 (01/02/18)
• SEC ONLY	52	ARKANSAS LEADS, 27-25				
MISSOURI	50	ARKANSAS LEADS, 26-23	15-9	10-14	1-0	A - L, 67-77 (03/03/18)
• SEC ONLY	12	ARKANSAS TRAILS, 7-5				
SOUTH CAROLINA	33	ARKANSAS LEADS, 20-13	11-4	6-7	3-2	N - W, 69-64 (03/08/18)
• SEC ONLY	33	ARKANSAS LEADS, 20-13				
TENNESSEE	40	SERIES TIED, 20-20	10-4	4-11	6-4	N - L, 66-84 (03/10/18)
• SEC ONLY	36	ARKANSAS TRAILS, 17-19				
TEXAS A&M	157	ARKANSAS LEADS, 102-55	57-14	38-37	7-4	H - W, 94-75 (02/17/18)
• SEC ONLY	10	ARKANSAS LEADS 6-4				
VANDERBILT	36	ARKANSAS LEADS, 24-12	14-3	6-8	4-1	H - W, 72-54 (02/10/18)
• SEC ONLY	33	ARKANSAS LEADS 22-11				

Did You Know...

IN 16 YEARS AS A HEAD COACH, MIKE ANDERSON'S TEAMS HAVE:

- RANKED AMONG THE NCAA TOP 30 IN STEALS **13 TIMES**, INCLUDING **FIRST FOUR TIMES** AND **8 TIMES** IN THE TOP 10.
- RANKED AMONG THE NCAA TOP 30 IN TURNOVER MARGIN **9 TIMES**, INCLUDING FIVE TIMES IN THE TOP 5.
- RANKED AMONG THE NCAA TOP 30 IN ASSISTS PER GAME **7 TIMES**, INCLUDING **FIRST ONCE**.
- RANKED AMONG THE NCAA TOP 30 IN SCORING OFFENSE **7 TIMES**.
- RANKED AMONG THE NCAA TOP 30 IN BLOCKED SHOTS PER GAME **6 TIMES OVER THE 8 SEASONS**.
- RANKED AMONG THE NCAA TOP 30 IN ASSIST-TO-TURNOVER RATIO **6 TIMES OVER THE LAST 11 SEASONS**.

NOTE: NOT ALL ABOVE STATS WERE KEPT BY NCAA EVERY YEAR



O DESI SILLS

G, Fr., 6-2, 196 | Jonesboro, Ark. / Jonesboro HS

• Name is pronounced Dez-ee

2018-19 (Fr.) HIGHLIGHTS:

- Tied for team lead in minutes off the bench (14.5).
- Made his first two career free throw attempts (at Indiana) and dished out his first two career assists.
- Had a season-best five assists in the Montana State win ... Also made his first career 3-pointer and added two steals.



#0 DESI SILLS 2018-19 GAME STATS

Opponent	Date	GS	Min	FG	FGA	Pct	3FG	3FGA	Pct	FT	FTA	Pct	O	D	Tot	Avg	PF	FO	A	TO	Blk	Stl	Pts	Avg
vs Texas	11/09/18	16	1	2	.500	1	1	1.000	0	0	.000	0	1	1	1.0	2	0	0	0	0	0	0	3	3.0
UC DAVIS	11/12/18	15	1	2	.500	0	0	.000	0	0	.000	0	1	1	1.0	4	0	0	2	0	0	0	2	2.5
INDIANA	11/18/18	11	0	2	.000	0	1	.000	2	2	1.000	0	1	1	1.0	1	0	2	1	0	1	2	2.3	
MONTANA STATE	11/21/18	16	2	5	.400	1	4	.250	0	1	.000	0	1	1	1.0	3	0	5	1	0	2	5	3.0	
Totals		0	58	4	11	.364	2	6	.333	2	3	.667	0	4	4	1.0	10	0	7	4	0	3	12	3.0

Assists/game: 1.8
 Turnovers/game: 1.0
 Assist/turnover ratio: 1.8
 Steals/game: 0.8

PERSONAL BESTS

POINTS

Season: 5 vs. Montana State (11/21/18) SEC: --
 Career: 5 vs. Montana State (11/21/18) SEC: --

FIELD GOALS MADE

Season: 2 vs. Montana State (11/21/18) SEC: --
 Career: 2 vs. Montana State (11/21/18) SEC: --

FIELD GOALS ATTEMPTED

Season: 5 vs. Montana State (11/21/18) SEC: --
 Career: 5 vs. Montana State (11/21/18) SEC: --

3-POINT FIELD GOALS MADE

Season: 1 (2x), last vs. MSU (11/21/18) SEC: --
 Career: 1 (2x), last vs. MSU (11/21/18) SEC: --

3-POINT FG ATTEMPTS

Season: 4 vs. Montana State (11/21/18) SEC: --
 Career: 4 vs. Montana State (11/21/18) SEC: --

FREE THROWS MADE

Season: 2 vs. Indiana (11/18/18) SEC: --
 Career: 2 vs. Indiana (11/18/18) SEC: --

FREE THROWS ATTEMPTED

Season: 2 vs. Indiana (11/18/18) SEC: --
 Career: 2 vs. Indiana (11/18/18) SEC: --

REBOUNDS

Season: 1 (4x), last vs. MSU (11/21/18) SEC: --
 Career: 1 (4x), last vs. MSU (11/21/18) SEC: --

ASSISTS

Season: 5 vs. Montana State (11/21/18) SEC: --
 Career: 5 vs. Montana State (11/21/18) SEC: --

STEALS

Season: 2 vs. Montana State (11/21/18) SEC: --
 Career: 2 vs. Montana State (11/21/18) SEC: --

BLOCKED SHOTS

Season: -- SEC: --
 Career: -- SEC: --

MINUTES

Season: 16 (2x), last vs. MSU (11/21/18) SEC: --
 Career: 16 (42x), last vs. MSU (11/21/18) SEC: --

DESI SILLS CAREER STATISTICS

Year	GP	GS	Min	Avg	FG	FGA	Pct	3FG	3FGA	Pct	FT	FTA	Pct	Off	Def	Tot	Avg	PF	FO	Ast	TO	Blk	Stl	Pts	Avg
2018-19	4	0	58	14.5	4	11	.364	2	6	.333	2	3	.667	0	4	4	1.0	10	0	7	4	0	3	12	3.0



1 ISAIAH JOE

G, Fr., 6-5, 167 | Fort Smith, Ark. / Fort Smith Northside HS

- Has sore double digits in all four games (and both exhibitions).

IN THE SEC

- 3rd in steals per game (2.25)
- 4th in 3-pt field goals made per game (3.00)
- 5th in total 3-pt field goals made (12)
- 9th in 3-pt field goal percentage (.353)

2018-19 (Fr.) HIGHLIGHTS:

- Leads the team in 3-pointers made (7) and percentage (.538).
- Scored 17 in his collegiate debut versus Texas, making 5-of-8 from 3-point range.
- Struggled early versus UC Davis, but finished with 14 points with season highs in rebounds (5) and steals (3).
- Had season-high three assists versus Indiana.
- Versus Montana State, was just 2-of-10 from 3-point range, he posted season-bests in assists (5) and steals (5).



#1 ISAIAH JOE 2018-19 GAME STATS

Opponent	Date	GS	Min	FG	FGA	Pct	3FG	3FGA	Pct	FT	FTA	Pct	O	D	Tot	Avg	PF	FO	A	TO	Blk	Stl	Pts	Avg	
vs Texas	11/09/18	*	34	6	10	.600	5	8	.625	0	0	.000	0	2	2	2.0	4	0	0	1	0	0	17	17.0	
UC DAVIS	11/12/18	*	27	4	7	.571	2	5	.400	4	6	.667	1	4	5	3.5	1	0	2	3	0	3	14	15.5	
INDIANA	11/18/18	*	33	5	15	.333	3	11	.273	0	0	.000	0	2	2	3.0	0	0	3	1	0	1	13	14.7	
MONTANA STATE	11/21/18	*	27	4	13	.308	2	10	.200	0	0	.000	1	2	3	3.0	1	0	5	2	0	5	10	13.5	
Totals			4	121	19	45	.422	12	34	.353	4	6	.667	2	10	12	3.0	6	0	10	7	0	9	54	13.5

Assists/game: 2.5
 Turnovers/game: 1.8
 Assist/turnover ratio: 1.4
 Steals/game: 2.3

PERSONAL BESTS

POINTS	Season: 17 vs. Texas (11/09/18)	SEC: --
	Career: 17 vs. Texas (11/09/18)	SEC: --
FIELD GOALS MADE	Season: 6 vs. Texas (11/09/18)	SEC: --
	Career: 6 vs. Texas (11/09/18)	SEC: --
FIELD GOALS ATTEMPTED	Season: 15 vs. Indiana (11/18/18)	SEC: --
	Career: 15 vs. Indiana (11/18/18)	SEC: --
3-POINT FIELD GOALS MADE	Season: 5 vs. Texas (11/09/18)	SEC: --
	Career: 5 vs. Texas (11/09/18)	SEC: --
3-POINT FG ATTEMPTS	Season: 11 vs. Indiana (11/18/18)	SEC: --
	Career: 11 vs. Indiana (11/18/18)	SEC: --
FREE THROWS MADE	Season: 4 vs. UC Davis (11/12/18)	SEC: --
	Career: 4 vs. UC Davis (11/12/18)	SEC: --
FREE THROWS ATTEMPTED	Season: 6 vs. UC Davis (11/12/18)	SEC: --
	Career: 6 vs. UC Davis (11/12/18)	SEC: --
REBOUNDS	Season: 5 vs. UC Davis (11/12/18)	SEC: --
	Career: 5 vs. UC Davis (11/12/18)	SEC: --
ASSISTS	Season: 5 vs. Montana State (11/21/18)	SEC: --
	Career: 5 vs. Montana State (11/21/18)	SEC: --
STEALS	Season: 5 vs. Montana State (11/21/18)	SEC: --
	Career: 5 vs. Montana State (11/21/18)	SEC: --
BLOCKED SHOTS	Season: --	SEC: --
	Career: --	SEC: --
MINUTES	Season: 34 vs. Texas (11/09/18)	SEC: --
	Career: 34 vs. Texas (11/09/18)	SEC: --

ISAIAH JOE CAREER STATISTICS

Year	GP	GS	Min	Avg	FG	FGA	Pct	3FG	3FGA	Pct	FT	FTA	Pct	Off	Def	Tot	Avg	PF	FO	Ast	TO	Blk	Stl	Pts	Avg
2018-19	4	4	121	30.3	19	45	.422	12	34	.353	4	6	.667	2	10	12	3.0	6	0	10	7	0	9	54	13.5



2 ADRIO BAILEY

F, Jr., 6-6, 222 | Campti, La. / Lakeview HS

- Voted team captain for the 2018-19 season
- Represents Arkansas on the SEC Men's Basketball Leadership Council
- Name is pronounced A-Dree-O

2018-19 (Jr.) HIGHLIGHTS:

- Set a career-highs in points (20), free throws made (9) and free throws attempted (11) in the win over UC Davis ... Helped put the game out of reach, scoring eight (with six free throws) inside the final five minutes during a 22-1 run ... Also attempted and later made his first career

3-pointer.

- Was perfect from the field (5-for-5) versus Montana State in scoring 10 points.



#2 ADRIO BAILEY 2018-19 GAME STATS

Opponent	Date	GS	Min	FG	FGA	Pct	3FG	3FGA	Pct	FT	FTA	Pct	O	D	Tot	Avg	PF	FO	A	TO	Blk	Stl	Pts	Avg	
vs Texas	11/09/18	*	35	4	5	.800	0	1	.000	0	2	.000	0	5	5	5.0	3	0	1	1	1	1	8	8.0	
UC DAVIS	11/12/18	*	26	5	8	.625	1	2	.500	9	11	.818	0	4	4	4.5	2	0	2	0	0	2	20	14.0	
INDIANA	11/18/18	*	25	2	7	.286	0	1	.000	0	0	.000	0	1	1	3.3	3	0	1	0	0	1	4	10.7	
MONTANA STATE	11/21/18	*	19	5	5	1.000	0	0	.000	0	0	.000	2	1	3	3.3	4	0	2	0	1	0	10	10.5	
Totals			4	105	16	25	.640	1	4	.250	9	13	.692	2	11	13	3.3	12	0	6	1	2	4	42	10.5

Assists/game: 1.5
 Turnovers/game: 0.3
 Assist/turnover ratio: 6.0
 Steals/game: 1.0
 Blocks/game: 0.5

PERSONAL BESTS

POINTS

Season: 20 vs. UC Davis (11/12/18) SEC: 10 at Mississippi State (01/02/18)
 Career: 20 vs. UC Davis (11/12/18) SEC: 10 at Mississippi State (01/02/18)

FIELD GOALS MADE

Season: 5 (2x), last vs. MSU (11/21/18) SEC: 5 at Mississippi State (01/02/18)
 Career: 7 (2x), last vs. Samford (11/10/17) SEC: 5 at Mississippi State (01/02/18)

FIELD GOALS ATTEMPTED

Season: 8 vs. UC Davis (11/12/18) SEC: 7 at Mississippi State (01/02/18)
 Career: 8 (4x), last vs. UCD (11/12/18) SEC: 7 at Mississippi State (01/02/18)

3-POINT FIELD GOALS MADE

Season: 1 vs. UC Davis (11/12/18) SEC: --
 Career: 1 vs. UC Davis (11/12/18) SEC: --

3-POINT FG ATTEMPTS

Season: 2 vs. UC Davis (11/12/18) SEC: --
 Career: 2 vs. UC Davis (11/12/18) SEC: --

FREE THROWS MADE

Season: 9 vs. UC Davis (11/12/18) SEC: 2 vs. Auburn (2/27/18)
 Career: 9 vs. UC Davis (11/12/18) SEC: 2 vs. Auburn (2/27/18)

FREE THROWS ATTEMPTED

Season: 11 vs. UC Davis (11/12/18) SEC: 6 vs. South Carolina (03/08/18)
 Career: 11 vs. UC Davis (11/12/18) SEC: 3 vs. Alabama (02/01/17)

REBOUNDS

Season: 5 vs. Texas (11/09/18) SEC: 6 at Mississippi State (01/02/18)
 Career: 7 (2x), last vs. Oklahoma (11/23/17) SEC: 6 at Mississippi State (01/02/18)

ASSISTS

Season: 2 (2x), last vs. MSU (11/21/18) SEC: 2 vs. Ole Miss (01/20/18)
 Career: 3 vs. Fresno State (11/17/17) SEC: 2 vs. Ole Miss (01/20/18)

STEALS

Season: 2 vs. UC Davis (11/12/18) SEC: 1 (5x), last at LSU (02/03/18)
 Career: 3 (2x), last vs. USC (03/08/18) SEC: 2 vs. Texas A&M (02/22/17)

BLOCKED SHOTS

Season: 1 (2x), last vs. MSU (11/21/18) SEC: 1 (5x), last at Alabama (02/24/18)
 Career: 5 vs. North Carolina (11/24/17) SEC: 2, vs. Vanderbilt (02/27/17)

MINUTES

Season: 35 vs. Texas (11/09/18) SEC: 23 vs. Ole Miss (01/20/18)
 Career: 35 vs. Texas (11/09/18) SEC: 23 vs. Ole Miss (01/20/18)

ADRIO BAILEY CAREER STATISTICS

Year	GP	GS	Min	Avg	FG	FGA	Pct	3FG	3FGA	Pct	FT	FTA	Pct	Off	Def	Tot	Avg	PF	FO	Ast	TO	Blk	Stl	Pts	Avg
2016-17	27	2	200	7.4	22	39	.564	0	0	.000	6	19	.316	13	22	35	1.3	29	0	7	11	7	14	50	1.9
2017-18	31	16	439	14.2	53	98	.541	0	0	.000	20	33	.606	29	50	79	2.5	59	1	17	18	23	15	126	4.1
2018-19	4	4	105	26.3	16	25	.640	1	4	.250	9	13	.692	2	11	13	3.3	12	0	6	1	2	4	42	10.5
TOTAL	62	22	744	12.0	91	162	.562	1	4	.250	35	65	.538	44	83	127	2.0	100	1	30	30	32	33	218	3.5



5 JALEN HARRIS

G, RSo., 6-2, 166 | Wilson, N.C. / Word of God Christian Acad. / New Mexico

• Voted team captain for the 2018-19 season

IN THE SEC

- 2nd in assist-to-turnover ratio (3.00) – 23 assists vs 5 turnovers
- 3rd in assists per game (5.8)

2018-19 (RSo.) HIGHLIGHTS:

- Has dished out four assists in each of the first three games before getting a career-high 11 versus Montana State (with just one turnover) ... Added 11 points against the Bobcats for his first career double-double.
- Leads the team in free throw percentage at .900, making 9-of-10.
- Posted season highs in points (11) versus Texas and Montana State.



• PERSONAL BESTS •

POINTS

Season: 11 (2x) last vs. MSU (11/21/18) SEC: --
Career: 15 vs. Nevada (01/07/17) SEC: --

FIELD GOALS MADE

Season: 3 vs. Texas (11/09/18) SEC: --
Career: 4 (4x), last vs. UNLV (01/10/17) SEC: --

FIELD GOALS ATTEMPTED

Season: 12 vs. Texas (11/09/18) SEC: --
Career: 12 vs. Texas (11/09/18) SEC: --

3-POINT FIELD GOALS MADE

Season: 1 (2x) last vs. MSU (11/21/18) SEC: --
Career: 1 (9x), last vs. MSU (11/21/18) SEC: --

3-POINT FG ATTEMPTS

Season: 5 vs. Texas (11/09/18) SEC: --
Career: 5 vs. Texas (11/09/18) SEC: --

FREE THROWS MADE

Season: 5 vs. Texas (11/09/18) SEC: --
Career: 7 vs. Nevada (01/07/17) SEC: --

FREE THROWS ATTEMPTED

Season: 6 vs. Texas (11/09/18) SEC: --
Career: 10 vs. Nevada (01/07/17) SEC: --

REBOUNDS

Season: 5 vs. Texas (11/09/18) SEC: --
Career: 9 vs. Nevada (01/07/17) SEC: --

ASSISTS

Season: 11 vs. Montana State (11/21/18) SEC: --
Career: 11 vs. Montana State (11/21/18) SEC: --

STEALS

Season: 3 vs. Texas (11/09/18) SEC: --
Career: 3 (3x), last vs. Texas (11/09/18) SEC: --

BLOCKED SHOTS

Season: SEC: --
Career: 1 (3x), last at UNLV (02/01/17) SEC: --

MINUTES

Season: 39 vs. Texas (11/09/18) SEC: --
Career: 39 vs. Texas (11/09/18) SEC: --

#5 JALEN HARRIS 2018-19 GAME STATS

Opponent	Date	GS	Min	FG	FGA	Pct	3FG	3FGA	Pct	FT	FTA	Pct	O	D	Tot	Avg	PF	FO	A	TO	Blk	Stl	Pts	Avg	
vs Texas	11/09/18	*	39	3	12	.250	0	5	.000	5	6	.833	3	2	5	5.0	2	0	4	2	0	3	11	11.0	
UC DAVIS	11/12/18	*	28	1	6	.167	0	1	.000	0	0	.000	0	2	2	3.5	2	0	4	0	0	1	2	6.5	
INDIANA	11/18/18	*	25	1	5	.200	1	3	.333	2	2	1.000	0	2	2	3.0	3	0	4	2	0	1	5	6.0	
MONTANA STATE	11/21/18	*	25	4	7	.571	1	3	.333	2	2	1.000	0	2	2	2.8	2	0	11	1	0	0	11	7.3	
Totals			4	117	9	30	.300	2	12	.167	9	10	.900	3	8	11	2.8	9	0	23	5	0	5	29	7.3

Assists/game: 5.8
Turnovers/game: 1.3
Assist/turnover ratio: 4.6
Steals/game: 1.3

JALEN HARRIS CAREER STATISTICS

Year	GP	GS	Min	Avg	FG	FGA	Pct	3FG	3FGA	Pct	FT	FTA	Pct	Off	Def	Tot	Avg	PF	FO	Ast	TO	Blk	Stl	Pts	Avg			
2016-17*	31	18	639	20.6	47	107	.439	7	27	.259	38	51	.745	2	54	56	1.8	64	0	72	40	3	25	139	4.5			
2017-18	Redshirted																											
2018-19	4	4	117	29.3	9	30	.300	2	12	.167	9	10	.900	3	8	11	2.8	9	0	23	5	0	5	29	7.3			
CAREER*	35	22	756	21.6	56	137	.409	9	39	.231	47	61	.770	5	62	67	1.9	73	0	95	45	3	30	168	4.86			

* - 2016-17 stats from/including New Mexico



10 DANIEL GAFFORD

F, So., 6-11, 233 | El Dorado, Ark. / El Dorado HS

2019 WOODEN AWARD WATCH LIST • One of 50 candidates
2019 CITIZEN NAISMITH TROPHY WATCH LIST • One of 50 candidates
2019 KAREEM ABDUL-JABBAR WATCH LIST • One of 21 candidates
2018-19 PRESEASON FIRST TEAM ALL-SEC • Media and Coaches
CONSENSUS NBA LOTTERY PICK IN 2019 MOCK DRAFTS


• Voted team captain for the 2018-19 season

IN THE NCAA/SEC

- 6th NCAA 1st SEC in field goal percentage (.756)
- 33rd NCAA 1st SEC in double-doubles (2)
- 34th NCAA 4th SEC in blocked shots per game (2.5)
- 61st NCAA 2nd SEC in overall rebounds per game (9.3)
- 115th NCAA 4th SEC in points per game (18.8)

2018-19 (So.) HIGHLIGHTS:

- Had a double-double in the opener versus Texas with 20 points and 12 rebounds, which tied a career high.
- Named **SEC Player of the Week** thanks to his career-high 27 points vs. Indiana ... Also tied career-high with 12 rebounds. ... Was most effective in the second half, scoring 19 points, grabbing seven rebounds and getting two steals ... In fact, was 9-for-10 shooting in the period while the rest of the team was just 5-of-23 from the field and scored 16 points ... Three times in within the final 11 minutes, Indiana took a one-point lead and, each time, Gafford answered to put the Razorbacks back on top. In the final seconds, Gafford tipped the ball out after a missed shot that led to a Mason Jones rebound and eventual game-winning free throw with 2.5 seconds left.
- Was 8-for-8 from the field versus Montana State (scoring 16 points) with a team-high seven rebounds ... Tied the school record for best FG% in a game (with 8 attempts being minimum),



#10 DANIEL GAFFORD 2018-19 GAME STATS

Opponent	Date	GS	Min	FG	FGA	Pct	3FG	3FGA	Pct	FT	FTA	Pct	O	D	Tot	Avg	PF	FO	A	TO	Blk	Stl	Pts	Avg	
vs Texas	11/09/18	*	33	8	15	.533	0	0	.000	4	9	.444	2	10	12	12.0	3	0	0	6	2	1	20	20.0	
UC DAVIS	11/12/18	*	28	3	3	1.000	0	0	.000	6	9	.667	0	4	4	8.0	2	0	2	6	4	0	12	16.0	
INDIANA	11/18/18	*	31	12	15	.800	0	0	.000	3	8	.375	5	7	12	9.3	2	0	0	3	3	2	27	19.7	
MONTANA STATE	11/21/18	*	23	8	8	1.000	0	0	.000	0	2	.000	2	5	7	8.8	2	0	0	2	1	1	16	18.8	
Totals			4	115	31	41	.756	0	0	.000	13	28	.464	9	26	35	8.8	9	0	2	17	10	4	75	18.8

Assists/game: 0.5
 Turnovers/game: 4.3
 Assist/turnover ratio: 0.1
 Steals/game: 1.0
 Blocks/game: 2.5

PERSONAL BESTS

POINTS

Season: 27 vs. Indiana (11/18/18) SEC: 21 vs. Auburn (02/27/18)
 Career: 27 vs. Indiana (11/18/18) SEC: 21 vs. Auburn (02/27/18)

FIELD GOALS MADE

Season: 12 vs. Indiana (11/18/18) SEC: 10 vs. Auburn (02/27/18)
 Career: 12 vs. Indiana (11/18/18) SEC: 10 vs. Auburn (02/27/18)

FIELD GOALS ATTEMPTED

Season: 15 vs. Indiana (11/18/18) SEC: 15 vs. Auburn (02/27/18)
 Career: 15 (2x), last vs. Indiana (11/18/18) SEC: 15 vs. Auburn (02/27/18)

3-POINT FIELD GOALS MADE

Season: -- SEC: --
 Career: -- SEC: --

3-POINT FG ATTEMPTS

Season: -- SEC: --
 Career: -- SEC: --

FREE THROWS MADE

Season: 6 vs UC Davis (11/12/18) SEC: 7 at Ole Miss (02/13/18)
 Career: 7 (2x), last at Ole Miss (02/13/18) SEC: 7 at Ole Miss (02/13/18)

FREE THROWS ATTEMPTED

Season: 9 vs UC Davis (11/12/18) SEC: 10 at Ole Miss (02/13/18)
 Career: 10 (2x), last at Ole Miss (02/13/18) SEC: 10 at Ole Miss (02/13/18)

REBOUNDS

Season: 12 (2x), last vs. Indiana (11/18/18) SEC: 11 at Florida (01/17/18)
 Career: 12 (4x), last vs. Indiana (11/18/18) SEC: 11 at Florida (01/17/18)

ASSISTS

Season: 2 vs UC Davis (11/12/18) SEC: 2 (4x), last vs Auburn (02/27/18)
 Career: 4 vs. Oral Roberts (12/19/17) SEC: 2 (4x), last vs Auburn (02/27/18)

STEALS

Season: 2 vs. Indiana (11/18/18) SEC: 3 vs. Ole Miss (01/20/18)
 Career: 3 vs. Ole Miss (01/20/18) SEC: 3 vs. Ole Miss (01/20/18)

BLOCKED SHOTS

Season: 4 vs UC Davis (11/12/18) SEC: 7 (2x), last vs. Auburn (02/27/18)
 Career: 7 (2x), last vs. Auburn (02/27/18) SEC: 7 (2x), last vs. Auburn (02/27/18)

MINUTES

Season: 33 vs. Texas (11/09/18) SEC: 33 vs. Tennessee (12/30/17)
 Career: 33 (2x), last vs. Texas (11/09/18) SEC: 33 vs. Tennessee (12/30/17)

DANIEL GAFFORD CAREER STATISTICS

Year	GP	GS	Min	Avg	FG	FGA	Pct	3FG	3FGA	Pct	FT	FTA	Pct	Off	Def	Tot	Avg	PF	FO	Ast	TO	Blk	Stl	Pts	Avg
2017-18	35	26	790	22.6	164	271	.605	0	0	.000	85	161	.528	77	140	217	6.2	114	3	24	37	76	19	413	11.8
2018-19	4	4	115	28.8	31	41	.756	0	0	.000	13	28	.464	9	26	35	8.8	9	0	2	17	10	4	75	18.8
TOTAL	39	30	905	23.2	195	312	.625	0	0	.000	98	189	.519	86	166	252	6.5	123	3	26	54	86	23	488	12.5



11 KEYSHAWN EMBERY-SIMPSON

G, Fr., 6-3, 202 | Midwest City, Okla. / IMG (Fla.) Academy

2018-19 (Fr.) HIGHLIGHTS:

- Tied for team lead in minutes off the bench (14.5) and has not committed a turnover.
- Scored season-high seven points versus UC Davis, including five in the second half.



#11 KEYSHAWN EMBERY-SIMPSON 2018-19 GAME STATS

Opponent	Date	GS	Min	FG	FGA	Pct	3FG	3FGA	Pct	FT	FTA	Pct	O	D	Tot	Avg	PF	FO	A	TO	Blk	Stl	Pts	Avg
vs Texas	11/09/18	9	0	2	.000	0	0	.000	0	1	.000	1	1	2	2.0	0	0	0	0	0	0	0	0	0.0
UC DAVIS	11/12/18	18	2	6	.333	1	4	.250	2	2	1.000	0	0	0	1.0	1	0	1	0	0	2	7	3.5	
INDIANA	11/18/18	14	1	5	.200	0	2	.000	0	0	.000	0	2	2	1.3	3	0	1	0	1	0	2	3.0	
MONTANA STATE	11/21/18	17	2	5	.400	2	5	.400	0	0	.000	0	0	0	1.0	1	0	1	0	0	1	6	3.8	
Totals		0	58	5	18	.278	3	11	.273	2	3	.667	1	3	4	1.0	5	0	3	0	1	3	15	3.8

Assists/game: 0.8
Assist/turnover ratio: 99.9
Steals/game: 0.8
Blocks/game: 0.3

PERSONAL BESTS

POINTS

Season: 7 vs. UC Davis (11/12/18) SEC: --
Career: 7 vs. UC Davis (11/12/18) SEC: --

FIELD GOALS MADE

Season: 2 (2x), last vs MSU (1/21/18) SEC: --
Career: 2 (2x), last vs MSU (1/21/18) SEC: --

FIELD GOALS ATTEMPTED

Season: 6 vs. UC Davis (11/12/18) SEC: --
Career: 6 vs. UC Davis (11/12/18) SEC: --

3-POINT FIELD GOALS MADE

Season: 2 vs. Montana State (11/21/18) SEC: --
Career: 12 vs. Montana State (11/21/18) SEC: --

3-POINT FG ATTEMPTS

Season: 5 vs. Montana State (11/21/18) SEC: --
Career: 5 vs. Montana State (11/21/18) SEC: --

FREE THROWS MADE

Season: 2 vs. UC Davis (11/12/18) SEC: --
Career: 2 vs. UC Davis (11/12/18) SEC: --

FREE THROWS ATTEMPTED

Season: 2 vs. UC Davis (11/12/18) SEC: --
Career: 2 vs. UC Davis (11/12/18) SEC: --

REBOUNDS

Season: 2 (2x), last vs. Indiana (11/18/18) SEC: --
Career: 2 (2x), last vs. Indiana (11/18/18) SEC: --

ASSISTS

Season: 1 (3x), last vs. MSU (11/21/18) SEC: --
Career: 1 (3x), last vs. MSU (11/21/18) SEC: --

STEALS

Season: 2 vs. UC Davis (11/12/18) SEC: --
Career: 2 vs. UC Davis (11/12/18) SEC: --

BLOCKED SHOTS

Season: 1 vs. Indiana (11/18/18) SEC: --
Career: 1 vs. Indiana (11/18/18) SEC: --

MINUTES

Season: 18 vs. UC Davis (11/12/18) SEC: --
Career: 18 vs. UC Davis (11/12/18) SEC: --

KEYSHAWN EMBERY-SIMPSON CAREER STATISTICS

Year	GP	GS	Min	Avg	FG	FGA	Pct	3FG	3FGA	Pct	FT	FTA	Pct	Off	Def	Tot	Avg	PF	FO	Ast	TO	Blk	Stl	Pts	Avg
2018-19	4	0	58	14.5	5	18	.278	3	11	.273	2	3	.667	1	3	4	1.0	5	0	3	0	1	3	15	3.8



13 MASON JONES

G, So., 6-5, 207 | Desoto, Texas / Triple A Acad. / Connors State CC

- Has scored double digits in all four games.

IN THE NCAA/SEC

- 47th NCAA • 2nd SEC in 3-pt FG% (.500)
- 82nd NCAA • 4th SEC in 3-pt FG made per game (3.0)

2018-19 (So.) HIGHLIGHTS:

- Second on the team in scoring (15.3), rebounding (5.5) and assists (15).
- Made Arkansas' first basket of the game in three of the first four games (Texas, UC Davis and Montana State) – all 3-pointers.
- Led the team in scoring (21) and rebounds (8) in the UC Davis win ... 15 of those points came in the first half (5-of-6 FG – 4-5 3FG) ... 7 of his 8 boards came in the 2nd half.
- Hit (and missed) the game-winning free throw versus Indiana with 2.5 seconds left ... Finished with 11 points, five rebounds and seven assists ... Was first Razorback since Jan. 2012 to play at least 35 minutes, have at least 7 assists and commit zero turnovers.
- Scored a team-best 18 points in the Montana State win, making 6-of-8 from the field (5-of-7 from 3-pt range) ... 16 of those points came in the first half.



• PERSONAL BESTS •

#13 MASON JONES 2018-19 GAME STATS

Opponent	Date	GS	Min	FG	FGA	Pct	3FG	3FGA	Pct	FT	FTA	Pct	O	D	Tot	Avg	Pf	Fo	A	TO	Blk	Stl	Pts	Avg	
vs Texas	11/09/18	*	37	3	10	.300	2	6	.333	3	4	.750	0	6	6	6.0	4	0	3	4	1	0	11	11.0	
UC DAVIS	11/12/18	*	31	6	10	.600	4	7	.571	5	7	.714	1	7	8	7.0	1	0	2	2	0	1	21	16.0	
INDIANA	11/18/18	*	38	3	8	.375	1	4	.250	4	6	.667	0	5	5	6.3	2	0	7	0	0	1	11	14.3	
MONTANA STATE	11/21/18	*	21	6	8	.750	5	7	.714	1	2	.500	0	3	3	5.5	2	0	3	3	0	2	18	15.3	
Totals			4	127	18	36	.500	12	24	.500	13	19	.684	1	21	22	5.5	9	0	15	9	1	4	61	15.3

Assists/game: 3.8
 Turnovers/game: 2.3
 Assist/turnover ratio: 1.7
 Steals/game: 1.0
 Blocks/game: 0.3

MASON JONES CAREER STATISTICS

Year	GP	GS	Min	Avg	FG	FGA	Pct	3FG	3FGA	Pct	FT	FTA	Pct	Off	Def	Tot	Avg	Pf	Fo	Ast	TO	Blk	Stl	Pts	Avg
2018-19	4	4	127	31.8	18	36	.500	12	24	.500	13	19	.684	1	21	22	5.5	9	0	15	9	1	4	61	15.3




15 JONATHAN HOLMES

G, Jr., 5-10, 190 | Columbia, Ill. / Columbia HS

2018-19 (Jr.) HIGHLIGHTS:

- Fan favorite ... Got first game action versus Montana State.
- Was the only player on the roster that had made a 3-pointer in an Arkansas uniform to start the season, hitting two last season.



• PERSONAL BESTS •

POINTS

Season: -- SEC: 2 (2x), last vs. Vandy (02/10/18)
 Career: 3 (2x), last vs. ORU (12/19/17) SEC: 2 (2x), last vs. Vandy (02/10/18)

FIELD GOALS MADE

Season: -- SEC: 1 vs. Vanderbilt (02/10/18)
 Career: 1 (7x), last vs. Vandy (02/10/18) SEC: 1 vs. Vanderbilt (02/10/18)

FIELD GOALS ATTEMPTED

Season: 3 vs Montana State (11/21/18) SEC: 1 (2x), last vs. TX A&M (02/14/18)
 Career: 3 vs Montana State (11/21/18) SEC: 1 (5x), last vs. TX A&M (02/14/18)

3-POINT FIELD GOALS MADE

Season: -- SEC: 1 (2x), last vs. Troy (12/16/17)
 Career: 1 (2x), last vs. Troy (12/16/17) SEC: --

3-POINT FG ATTEMPTS

Season: 2 vs Montana State (11/21/18) SEC: --
 Career: 2 vs. Austin Peay (12/03/16) SEC: 1 (2x), last vs. Ole Miss (02/18/17)

FREE THROWS MADE

Season: -- SEC: --
 Career: 1 vs. Samford (11/10/17) SEC: --

FREE THROWS ATTEMPTED

Season: -- SEC: --
 Career: 2 vs. Samford (11/10/17) SEC: --

REBOUNDS

Season: -- SEC: 1 vs. Vanderbilt (02/10/18)
 Career: 1 (4x), last vs. Vandy (02/10/18) SEC: 1 vs. Vanderbilt (02/10/18)

ASSISTS

Season: -- SEC: --
 Career: 1 vs. Samford (11/10/17) SEC: --

STEALS

Season: -- SEC: --
 Career: 1 vs. Bucknell (11/12/17) SEC: --

BLOCKED SHOTS

Season: -- SEC: --
 Career: -- SEC: --

MINUTES

Season: 3 vs Montana State (11/21/18) SEC: 1 (2x), last vs. TX A&M (02/17/18)
 Career: 4 vs. UConn (11/26/17) SEC: 1 (5x), last vs. TX A&M (02/17/18)

#15 JONATHAN HOLMES 2018-19 GAME STATS

Opponent	Date	GS	Min	FG	FGA	Pct	3FG	3FGA	Pct	FT	FTA	Pct	O	D	Tot	Avg	PF	FO	A	TO	Blk	Stl	Pts	Avg
vs Texas	11/09/18	DNP																						
UC DAVIS	11/12/18	DNP																						
INDIANA	11/18/18	DNP																						
MONTANA STATE	11/21/18		3	0	3	.000	0	2	.000	0	0	.000	0	0	0	0.0	1	0	0	0	0	0	0	0
Totals			0	3	0	3	.000	0	2	.000	0	0	.000	0	0	0	0.0	1	0	0	0	0	0	0

JONATHAN HOLMES CAREER STATISTICS

Year	GP	GS	Min	Avg	FG	FGA	Pct	3FG	3FGA	Pct	FT	FTA	Pct	Off	Def	Tot	Avg	PF	FO	Ast	TO	Blk	Stl	Pts	Avg
2016-17	6	0	7	1.2	1	5	.200	0	4	.000	0	0	.000	0	1	1	0.2	1	0	0	0	0	0	2	0.3
2017-18	11	0	18	1.6	6	15	.400	2	6	.333	1	2	.500	2	1	3	0.3	1	0	1	2	0	1	15	1.4
2018-19	1	0	3	3.0	0	3	.000	0	2	.000	0	0	.000	0	0	0	0.0	1	0	0	0	0	0	0	0.0
TOTAL	18	0	28	1.6	7	23	.304	2	12	.167	1	2	.500	2	2	4	0.2	3	0	1	2	0	1	17	0.9



22 GABE OSABUOHEN

F, So., 6-8, 221 | Toronto, Canada / Southwest Christian Acad. (Ark.)

• Pronounced Oh-sah-BOY-en.

2018-19 (So.) HIGHLIGHTS:

- Has been praised by Coach Anderson for having a positive impact on the game in other areas ... High energy guy off the bench, gets deflections, takes charges and hits the boards.
- Hit his first career 3-pointer versus Indiana (missing the five six of his career) at the first half drew to a close to give the Razorbacks a 38-35 lead.



#15 GABE OSABUOHEN 2018-19 GAME STATS

Opponent	Date	GS	Min	FG	FGA	Pct	3FG	3FGA	Pct	FT	FTA	Pct	O	D	Tot	Avg	PF	FO	A	TO	Blk	Stl	Pts	Avg
vs Texas	11/09/18	11	0	4	.000	0	1	.000	1	2	.500	2	1	3	3.0	1	0	0	1	1	0	1	1.0	
UC DAVIS	11/12/18	14	0	3	.000	0	1	.000	0	2	.000	2	3	5	4.0	4	0	1	0	1	1	0	0	0.5
INDIANA	11/18/18	10	2	3	.667	1	1	1.000	0	0	.000	0	0	0	2.7	2	0	2	4	0	1	5	2.0	
MONTANA STATE	11/21/18	12	2	5	.400	0	2	.000	2	2	1.000	1	1	2	2.5	2	0	1	0	0	2	6	3.0	
Totals		0	47	4	15	.267	1	5	.200	3	6	.500	5	5	10	2.5	9	0	4	5	2	4	12	3.0

Assists/game: 1.0
 Turnovers/game: 1.3
 Assist/turnover ratio: 0.8
 Steals/game: 1.0
 Blocks/game: 0.5

PERSONAL BESTS

POINTS

Season: 6 vs. Montana State (11/21/18) SEC: 6 vs. Texas A&M (02/17/18)
 Career: 6 (2x), last vs. MSU (11/21/18) SEC: 6 vs. Texas A&M (02/17/18)

FIELD GOALS MADE

Season: 2 vs Montana State (11/21/18) SEC: 3 vs. Texas A&M (02/17/18)
 Career: 3 vs. Texas A&M (02/17/18) SEC: 3 vs. Texas A&M (02/17/18)

FIELD GOALS ATTEMPTED

Season: vs Montana State (11/21/18) SEC: 6 vs. Texas A&M (02/17/18)
 Career: 6 vs. Texas A&M (02/17/18) SEC: 6 vs. Texas A&M (02/17/18)

3-POINT FIELD GOALS MADE

Season: 1 vs Indiana (1/18/21) SEC: --
 Career: 1 vs Indiana (1/18/21) SEC: --

3-POINT FG ATTEMPTS

Season: 2 vs Montana State (11/21/18) SEC: 1 (2x), last vs. Fla. (03/09/18)
 Career: 2 vs Montana State (11/21/18) SEC: 1 (2x), last vs. Fla. (03/09/18)

FREE THROWS MADE

Season: 2 vs Montana State (11/21/18) SEC: 1 (2x), last at Miss (02/13/18)
 Career: 12 vs Montana State (11/21/18) SEC: 1 (2x), last at Miss (02/13/18)

FREE THROWS ATTEMPTED

Season: 2 (3x), last vs. MSU (11/21/18) SEC: 2 (2x), last at Miss (02/13/18)
 Career: 2 (7x), last vs. MSU (11/21/18) SEC: 2 (2x), last at Miss (02/13/18)

REBOUNDS

Season: 5 vs UC Davis (11/12/18) SEC: 4 vs. South Carolina (02/06/18)
 Career: 5 vs UC Davis (11/12/18) SEC: 4 vs. South Carolina (02/06/18)

ASSISTS

Season: 2 vs. Indiana (11/18/18) SEC: 2 vs. South Carolina (02/06/18)
 Career: 2 (2x), Last vs. MSU (11/18/18) SEC: 2 vs. South Carolina (02/06/18)

STEALS

Season: 2 vs Montana State (11/21/18) SEC: 1 (2x), last vs. TX A&M (02/17/18)
 Career: 2 vs Montana State (11/21/18) SEC: 1 (2x), last vs. TX A&M (02/17/18)

BLOCKED SHOTS

Season: 1 (2x), last vs UC Davis (11/12/18) SEC: 1 (3x), last vs. TX A&M (02/17/18)
 Career: 1 (5x), last vs UC Davis (11/12/18) SEC: 1 (3x), last vs. TX A&M (02/17/18)

MINUTES

Season: 14 vs UC Davis (11/12/18) SEC: 17 vs. S. Carolina (02/06/18)
 Career: 17 vs. S. Carolina (02/06/18) SEC: 17 vs. S. Carolina (02/06/18)

GABE OSABUOHEN CAREER STATISTICS

Year	GP	GS	Min	Avg	FG	FGA	Pct	3FG	3FGA	Pct	FT	FTA	Pct	Off	Def	Tot	Avg	PF	FO	Ast	TO	Blk	Stl	Pts	Avg
2017-18	20	0	136	6.8	10	25	.400	0	4	.000	2	10	.200	6	22	28	1.4	21	0	7	11	3	3	22	1.1
2018-19	4	0	47	11.8	4	15	.267	1	5	.200	3	6	.500	5	5	10	2.5	9	0	4	5	2	4	12	3.0
TOTAL	24	0	183	7.6	14	40	.350	1	9	.111	5	16	.313	11	27	38	1.6	30	0	11	16	5	7	34	1.4



24 ETHAN HENDERSON

F, Fr., 6-8, 210 | Little Rock, Ark. / Parkview Magnet HS

2018-19 (Fr.) HIGHLIGHTS:

- Saw action in the UC Davis and Montana State wins.
- Had two rebounds and a blocked shot in eight minutes versus Montana State.



#24 ETHAN HENDERSON 2018-19 GAME STATS

Opponent	Date	GS	Min	FG	FGA	Pct	3FG	3FGA	Pct	FT	FTA	Pct	O	D	Tot	Avg	PF	FO	A	TO	Blk	Stl	Pts	Avg
vs Texas	11/09/18	DNP																						
UC DAVIS	11/12/18	2		0	0	.000	0	0	.000	0	0	.000	0	0	0	0.0	1	0	0	1	0	0	0	0
INDIANA	11/18/18	DNP																						
MONTANA STATE	11/21/18	8		0	0	.000	0	0	.000	0	1	.000	1	1	2	1.0	1	0	0	2	1	0	0	0
Totals		0	10	0	0	.000	0	0	.000	0	1	.000	1	1	2	1.0	2	0	0	3	1	0	0	0

Games played: 2
Minutes/game: 5.0
FT Pct: 0.0

Rebounds/game: 1.0
Turnovers/game: 1.5
Blocks/game: 0.5

PERSONAL BESTS

POINTS

Season: -- SEC: --
Career: -- SEC: --

FIELD GOALS MADE

Season: -- SEC: --
Career: -- SEC: --

FIELD GOALS ATTEMPTED

Season: -- SEC: --
Career: -- SEC: --

3-POINT FIELD GOALS MADE

Season: -- SEC: --
Career: -- SEC: --

3-POINT FG ATTEMPTS

Season: -- SEC: --
Career: -- SEC: --

FREE THROWS MADE

Season: -- SEC: --
Career: -- SEC: --

FREE THROWS ATTEMPTED

Season: 1 vs. Montana State (1/21/18) SEC: --
Career: 1 vs. Montana State (1/21/18) SEC: --

REBOUNDS

Season: 2 vs. Montana State (1/21/18) SEC: --
Career: 2 vs. Montana State (1/21/18) SEC: --

ASSISTS

Season: -- SEC: --
Career: -- SEC: --

STEALS

Season: -- SEC: --
Career: -- SEC: --

BLOCKED SHOTS

Season: 1 vs. Montana State (1/21/18) SEC: --
Career: 1 vs. Montana State (1/21/18) SEC: --

MINUTES

Season: 8 vs. Montana State (1/21/18) SEC: --
Career: 8 vs. Montana State (1/21/18) SEC: --

ETHAN HENDERSON CAREER STATISTICS

Year	GP	GS	Min	Avg	FG	FGA	Pct	3FG	3FGA	Pct	FT	FTA	Pct	Off	Def	Tot	Avg	PF	FO	Ast	TO	Blk	Stl	Pts	Avg
2018-19	2	0	10	5.0	0	0	.000	0	0	.000	0	1	.000	1	1	2	1.0	2	0	0	3	1	0	0	0.0




35 REGGIE CHANEY

F, Fr., 6-8, 222 | Tulsa, Okla. / Findlay Prep (Nev.)

2018-19 (Fr.) HIGHLIGHTS:

- Battled foul trouble versus Texas, but still pulled down five rebounds and had a steal in just 11 minutes.
- Was productive in his 13 minutes versus Indiana, getting four points, three rebounds and three blocked shots.
- Posted season-high eight points versus Montana State, tying his season-best with five rebounds while tying his season-best with 18 minutes played ... Started the second half.



#35 REGGIE CHANEY 2018-19 GAME STATS

Opponent	Date	GS	Min	FG	FGA	Pct	3FG	3FGA	Pct	FT	FTA	Pct	O	D	Tot	Avg	PF	FO	A	TO	Blk	Stl	Pts	Avg
vs Texas	11/09/18	11	0	1	.000	0	0	.000	0	0	.000	2	3	5	5.0	4	0	0	3	0	1	0	0	0.0
UC DAVIS	11/12/18	11	1	4	.250	0	0	.000	1	4	.250	1	0	1	3.0	3	0	0	1	1	0	0	3	1.5
INDIANA	11/18/18	13	2	4	.500	0	0	.000	0	1	.000	1	2	3	3.0	0	0	0	1	3	0	0	4	2.3
MONTANA STATE	11/21/18	18	4	6	.667	0	0	.000	0	0	.000	2	3	5	3.5	4	0	1	2	1	0	0	8	3.8
Totals		0	53	7	15	.467	0	0	.000	1	5	.200	6	8	14	3.5	11	0	1	7	5	1	15	3.8

Assists/game: 0.3
 Turnovers/game: 1.8
 Assist/turnover ratio: 0.1
 Steals/game: 0.3
 Blocks/game: 1.3

PERSONAL BESTS

POINTS

Season: 8 vs. Montana State (11/21/18) SEC: --
 Career: 8 vs. Montana State (11/21/18) SEC: --

FIELD GOALS MADE

Season: 4 vs. Montana State (11/21/18) SEC: --
 Career: 4 vs. Montana State (11/21/18) SEC: --

FIELD GOALS ATTEMPTED

Season: 6 (2x), last vs. MSU (11/21/18) SEC: --
 Career: 6 (2x), last vs. MSU (11/21/18) SEC: --

3-POINT FIELD GOALS MADE

Season: -- SEC: --
 Career: -- SEC: --

3-POINT FG ATTEMPTS

Season: -- SEC: --
 Career: -- SEC: --

FREE THROWS MADE

Season: 1 vs. UC Davis (11/12/18) SEC: --
 Career: 1 vs. UC Davis (11/12/18) SEC: --

FREE THROWS ATTEMPTED

Season: 4 vs. UC Davis (11/12/18) SEC: --
 Career: 4 vs. UC Davis (11/12/18) SEC: --

REBOUNDS

Season: 5 (2x), last vs. MSU (11/21/18) SEC: --
 Career: 5 (2x), last vs. MSU (11/21/18) SEC: --

ASSISTS

Season: 1 vs. Montana State (11/21/18) SEC: --
 Career: 1 vs. Montana State (11/21/18) SEC: --

STEALS

Season: 1 vs. Texas (11/09/18) SEC: --
 Career: 1 vs. Texas (11/09/18) SEC: --

BLOCKED SHOTS

Season: 3 vs. Indiana (12/18/18) SEC: --
 Career: 3 vs. Indiana (12/18/18) SEC: --

MINUTES

Season: 18 (2x), last vs. MSU (11/21/18) SEC: --
 Career: 18 (2x), last vs. MSU (11/21/18) SEC: --

REGGIE CHANEY CAREER STATISTICS

Year	GP	GS	Min	Avg	FG	FGA	Pct	3FG	3FGA	Pct	FT	FTA	Pct	Off	Def	Tot	Avg	PF	FO	Ast	TO	Blk	Stl	Pts	Avg
2018-19	4	0	53	13.3	7	15	.467	0	0	.000	1	5	.200	6	8	14	3.5	11	0	1	7	5	1	15	3.8

ARKANSAS RAZORBACKS

2018-19 SEASON RESULTS & LEADERS

RECORD:	OVERALL	HOME	AWAY	NEUTRAL
ALL GAMES	3-1	3-0	0-0	0-1
CONFERENCE	0-0	0-0	0-0	0-0
NON-CONFERENCE	3-1	3-0	0-0	0-1

DATE	TIME (CT)	OPPONENT	TV	RESULT	ATTEND	RECORD (SEC)	HIGH POINTS	HIGH REBOUNDS
11/09/18	6:00 pm	# vs Texas	ESPN	(ot) 71-73 L	1400	0-1	(20)Daniel Gafford	(12)Daniel Gafford
11/12/18	7:00 pm	+ UC DAVIS	SEC Network +	W 81-58	13444	1-1	(20)Mason Jones	(8)Mason Jones
11/18/18	2:30 pm	+ INDIANA	ESPN	W 73-72	17456	2-1	(27)Daniel Gafford	(12)Daniel Gafford
11/21/18	7:00 pm	+ MONTANA STATE	SEC Network +	W 90-68	13698	3-1	(18)Mason Jones	(7)Daniel Gafford
11/23/18	7:00 pm	+ UT ARLINGTON	SEC Network +					
12/01/18	7:00 pm	FIU	SEC Network +					
12/05/18	9:00 pm	at Colorado State	CBS Sports Network					
12/08/18	2:30 pm	WESTERN KENTUCKY	SEC Network					
12/15/18	7:00 pm	! vs UTSA	--					
12/19/18	8:00 pm	GEORGIA TECH	SEC Network					
12/22/18	1:00 pm	TEXAS STATE	SEC Network					
12/28/18	7:00 pm	AUSTIN PEAY	SEC Network +					
01/05/19	5:00 pm	* at Texas A&M	SEC Network					
01/09/19	7:00 pm	* FLORIDA	SEC Network					
01/12/19	5:00 pm	* LSU	SEC Network					
01/15/19	6:00 pm	* at Tennessee	ESPN/ESPN2/ESPNU/SEC					
01/19/19	Noon	* at Ole Miss	SEC Network					
01/23/19	8:00 pm	* MISSOURI	SEC Network					
01/26/19	5:00 pm	% at Texas Tech	ESPN/ESPN2					
01/29/19	6:00 pm	* GEORGIA	ESPNU					
02/02/19	5:00 pm	* at LSU	SEC Network					
02/05/19	8:00 pm	* VANDERBILT	SEC Network					
02/09/19	2:30 pm	* at South Carolina	SEC Network					
02/12/19	8:00 pm	* at Missouri	ESPN/ESPN2/ESPNU					
02/16/19	7:30 pm	* MISSISSIPPI STATE	SEC Network					
02/20/19	7:30 pm	* at Auburn	SEC Network					
02/23/19	7:30 pm	* TEXAS A&M	SEC Network					
02/26/19	8:00 pm	* at Kentucky	ESPN/ESPN2/SEC					
03/02/19	Noon	* OLE MISS	SEC Network					
03/06/19	7:30 pm	* at Vanderbilt	SEC Network					
03/09/19	5:00 pm	* ALABAMA	SEC Network					
03/13-17/19		^	SEC Tournament	TBD				

Home Games in CAPS | * - Conference game | # - ESPN Armed Forces Classic (Fort Bliss - El Paso, Texas) | + = Hardwood Classic
! - at Verizon Arena (North Little Rock, Ark.) | % - Big 12/SEC Challenge | ^ - SEC Tournament (Nashville, Tenn. - Bridgestone Arena)

ATTENDANCE SUMMARY	GAMES	TOTALS	AVG/GAME
HOME	2	30900	15450
AWAY	0	0	0
NEUTRAL	1	1400	1400
TOTAL	3	32300	10767

ARKANSAS RAZORBACKS

2018-19 SEASON STATISTICS • ALL GAMES

RECORD:	OVERALL	HOME	AWAY	NEUTRAL
ALL GAMES	2-1	2-0	0-0	0-1
CONFERENCE	0-0	0-0	0-0	0-0
NON-CONFERENCE	2-1	2-0	0-0	0-1

##	Player	GP	GS	• TOTAL •			• 3-PTS •			• REBOUNDS •			PF	FO	A	TO	Blk	Stl	Pts	Avg						
				Min	Avg	FG	FGA	Pct	3FG	FGA	Pct	FT									FTA	Pct	Off	Def	Tot	Avg
10	Daniel Gafford	4	4	115	28.8	31	41	.756	0	0	.000	13	28	.464	9	26	35	8.8	9	0	2	17	10	4	75	18.8
13	Mason Jones	4	4	127	31.8	18	36	.500	12	24	.500	13	19	.684	1	21	22	5.5	9	0	15	9	1	4	61	15.3
01	Isaiah Joe	4	4	121	30.3	19	45	.422	12	34	.353	4	6	.667	2	10	12	3.0	6	0	10	7	0	9	54	13.5
02	Adrio Bailey	4	4	105	26.3	16	25	.640	1	4	.250	9	13	.692	2	11	13	3.3	12	0	6	1	2	4	42	10.5
05	Jalen Harris	4	4	117	29.3	9	30	.300	2	12	.167	9	10	.900	3	8	11	2.8	9	0	23	5	0	5	29	7.3
11	K. Embery-Simpson	4	0	58	14.5	5	18	.278	3	11	.273	2	3	.667	1	3	4	1.0	5	0	3	0	1	3	15	3.8
35	Reggie Chaney	4	0	53	13.3	7	15	.467	0	0	.000	1	5	.200	6	8	14	3.5	11	0	1	7	5	1	15	3.8
22	Gabe Osabuohien	4	0	47	11.8	4	15	.267	1	5	.200	3	6	.500	5	5	10	2.5	9	0	4	5	2	4	12	3.0
00	Desi Sills	4	0	58	14.5	4	11	.364	2	6	.333	2	3	.667	0	4	4	1.0	10	0	7	4	0	3	12	3.0
25	Jordan Philips	1	0	10	10.0	0	5	.000	0	2	.000	0	0	.000	0	1	1	1.0	2	0	0	1	0	0	0	0.0
24	Ethan Henderson	2	0	10	5.0	0	0	.000	0	0	.000	0	1	.000	1	1	2	1.0	2	0	0	3	1	0	0	0.0
12	Ty Stevens	1	0	1	1.0	0	0	.000	0	0	.000	0	0	.000	0	0	0	0.0	0	0	0	0	0	0	0	0.0
15	Jonathan Holmes	1	0	3	3.0	0	3	.000	0	2	.000	0	0	.000	0	0	0	0.0	1	0	0	0	0	0	0	0.0
TM	TEAM.....														4	11	15	3.8	0		0					0
Total.....		4				113	244	.463	33	100	.330	56	94	.596	34	109	143	35.8	85	0	71	59	22	37	315	78.8
Opponents.....		4				87	240	.363	36	114	.316	61	87	.701	53	111	164	41.0	94	-	46	80	6	20	271	67.8

SCORE BY PERIODS:	1st	2nd	OT	Total
Arkansas	159	148	8	315
Opponents	139	122	10	271

DEADBALL REBOUNDS:	OFF	DEF	TOTAL
Arkansas	17	5	22
Opponents	12	7	19

2018-19 RAZORBACK GAME-BY-GAME STATISTICS

Opponent	Date	Score	W/L	• TOTAL •			• 3-PTRS •			FT			• REBOUNDS •				PF	A	TO	Blk	Stl	Pts	Avg
				FG	FGA	Pct	3FG	FGA	Pct	FT	FTA	Pct	Off	Def	Tot	Avg							
vs Texas	11/09/18	71-73	Lot	25	61	.410	8	22	.364	13	24	.542	10	36	46	46.0	23	8	18	5	6	71	71.0
UC DAVIS	11/12/18	81-58	W	23	49	.469	8	20	.400	27	41	.659	5	26	31	38.5	21	14	15	6	10	81	76.0
INDIANA	11/18/18	73-72	W	28	64	.438	6	23	.261	11	19	.579	9	23	32	36.3	16	20	12	7	8	73	75.0
MONTANA STATE	11/21/18	90-68	W	37	70	.529	11	35	.314	5	10	.500	10	24	34	35.8	25	29	14	4	13	90	78.8
Arkansas		315		113	244	.463	33	100	.330	56	94	.596	34	109	143	35.8	85	71	59	22	37	315	78.8
Opponents		271		87	240	.363	36	114	.316	61	87	.701	53	111	164	41.0	94	46	80	6	20	271	67.8

Assists/game: 17.8

Turnovers/game: 14.8

Assist/turnover ratio: 1.2

Steals/game: 9.3

Blocks/game: 5.5

2018-19 OPPONENT GAME-BY-GAME STATISTICS

Opponent	Date	Score	W/L	• TOTAL •			• 3-PTRS •			FT			• REBOUNDS •				PF	A	TO	Blk	Stl	Pts	Avg
				FG	FGA	Pct	3FG	FGA	Pct	FT	FTA	Pct	Off	Def	Tot	Avg							
vs Texas	11/09/18	71-73	Lot	21	67	.313	10	31	.323	21	30	.700	16	32	48	48.0	25	10	14	5	8	73	73.0
UC DAVIS	11/12/18	81-58	W	18	56	.321	7	29	.241	15	18	.833	11	25	36	42.0	32	11	24	0	3	58	65.5
INDIANA	11/18/18	73-72	W	27	58	.466	8	20	.400	10	15	.667	8	32	40	41.3	20	13	18	1	4	72	67.7
MONTANA STATE	11/21/18	90-68	W	21	59	.356	11	34	.324	15	24	.625	18	22	40	41.0	17	12	24	0	5	68	67.8
Opponents		271		87	240	.363	36	114	.316	61	87	.701	53	111	164	41.0	94	46	80	6	20	271	67.8
Arkansas		315		113	244	.463	33	100	.330	56	94	.596	34	109	143	35.8	85	71	59	22	37	315	78.8

Rebounds/game: 41.0

Assists/game: 11.5

Turnovers/game: 20.0

Assist/turnover ratio: 0.6

Steals/game: 5.0

Blocks/game: 1.5

ARKANSAS RAZORBACKS

2018-19 RAZORBACK GAME-BY-GAME POINTS-ASSISTS-REBOUNDS

Opponent	Date	Score	WL	00 SILLS	01 JOE	02 BAILEY	05 HARRIS	10 GAFFORD	11 EMBERY-SIMPSON	12 STEVENS	13 JONES	15 HOLMES	22 OSABUOHEN	24 HENDERSON	25 PHILLIPS	35 CHANEY
vs TEX	11/09/18	71-73	LOT	3-1-0	17-2-0	8-5-1	11-5-4	20-12-0	0-2-0	DNP	11-6-3	DNP	1-3-0	DNP	DNP	0-5-0
UCD	11/12/18	81-58	W	2-1-0	14-5-2	20-4-2	2-2-4	12-4-2	7-0-1	DNP	21-8-2	DNP	0-5-1	0-0-0	DNP	3-1-0
IND	11/18/18	73-72	W	2-1-2	13-2-3	4-1-1	5-2-4	27-12-0	2-2-1	DNP	11-5-7	DNP	5-0-2	DNP	DNP	4-3-0
MSU	11/21/18	90-68	W	5-1-5	10-3-5	10-3-2	11-2-11	16-7-0	6-0-1	0-0-0	18-3-3	0-0-0	6-2-1	0-2-0	0-1-0	8-5-1

ARKANSAS RAZORBACKS

2018-19 STARTING LINEUPS

Date	Opponent	GUARD	GUARD	GUARD	FORWARD	FORWARD	Outcome
Nov. 09	vs. Texas	Joe	Harris	Jones	Bailey	Gafford	L, 71-73 ot
Nov. 12	UC Davis	Joe	Harris	Jones	Bailey	Gafford	W, 81-58
Nov. 18	Indiana	Joe	Harris	Jones	Bailey	Gafford	W, 73-72
Nov. 21	Montana State	Joe	Harris	Jones	Bailey	Gafford	W, 90-68

RECORD BY LINEUP:

Joe	Harris	Jones	Bailey	Gafford	3-1
-----	--------	-------	--------	---------	-----

ARKANSAS RAZORBACKS

2018-19 SPECIALTY STATS (ARKANSAS/OPPONENT)

Opponent	Pts in Paint	Pts Off TO	2nd Chance	Fast Break	Bench	Ties	Lead Chng	Largest Lead	Opp Largest Lead	Ark Led	Opp Led	Gm Tied
vs. Texas	20 / 20	14 / 13	6 / 10	2 / 2	4 / 25	6	10	Ark 8 15:02 1st	Tex 12 9:59 1st	14:56	26:52	3:12
UC Davis	26 / 18	26 / 8	5 / 11	4 / 3	12 / 17	0	0	Ark 24 0:10 2nd	UCD --	39:02	--	0:58
Indiana	38 / 30	14 / 13	3 / 13	6 / 4	13 / 14	8	9	Ark 10 17:10 2nd	Ind 5 13:20 1st	26:13	8:31	5:16
Montana St.	46 / 16	29 / 9	7 / 20	20 / 3	25 / 9	0	0	Ark 29 4:56 2nd	MSU --	39:55	--	0:05

ARKANSAS RAZORBACKS

2018-19 GAME HIGHS

Opponent	DATE	SCORE	RESULT	POINTS	REBOUNDS	ASSISTS	STEALS	BLOCKED SHOTS
vs Texas	11/09/1871-73	LOT		20-Daniel Gafford	12-Daniel Gafford	4-Jalen Harris	3-Jalen Harris	2-Daniel Gafford
UC DAVIS	11/12/1881-58	W		21-Mason Jones	8-Mason Jones	4-Jalen Harris	3-Isaiah Joe	4-Daniel Gafford
INDIANA	11/18/1873-72	W		27-Daniel Gafford	12-Daniel Gafford	7-Mason Jones	2-Daniel Gafford	3-Reggie Chaney Daniel Gafford
MONTANA STATE	11/21/1890-68	W		18-Mason Jones	7-Daniel Gafford	11-Jalen Harris	5-Isaiah Joe	1-Ethan Henderson Reggie Chaney Adrio Bailey Daniel Gafford

GAME 1 Arkansas vs. Texas

Nov. 9, 2018 • Armed Forces Classic • Fort Bliss - El Paso, Texas • ESPN

Arkansas 71 • 0-1

#	Player	Total			3-Ptr			Rebounds			PF	TP	A	TO	Blk	Stl	Min
		FG-FGA	FG-FGA	FT-FTA	FG-FGA	FG-FGA	FT-FTA	Off	Def	Tot							
02	Adrio Bailey	f	4-5	0-1	0-2	0	5	5	3	8	1	1	1	1	35		
10	Daniel Gafford	f	8-15	0-0	4-9	2	10	12	3	20	0	6	2	1	33		
01	Isaiah Joe	g	6-10	5-8	0-0	0	2	2	4	17	0	1	0	0	34		
05	Jalen Harris	g	3-12	0-5	5-6	3	2	5	2	11	4	2	0	3	39		
13	Mason Jones	g	3-10	2-6	3-4	0	6	6	4	11	3	4	1	0	37		
00	Desi Sills	g	1-2	1-1	0-0	0	1	1	2	3	0	0	0	0	16		
11	K. Embery-Simpson	g	0-2	0-0	0-1	1	1	2	0	0	0	0	0	0	9		
22	Gabe Osabuohien	g	0-4	0-1	1-2	2	1	3	1	1	0	1	1	0	11		
35	Reggie Chaney	g	0-1	0-0	0-0	2	3	5	4	0	0	3	0	1	11		
Team						0	5	5									
Totals			25-61	8-22	13-24	10	36	46	23	71	8	18	5	6	225		
FG % 1st Half:		12-30	40.0%	2nd half:	11-24	45.8%	OT:	2-7	28.6%	Game:	25-61	41.0%	Deadball Rebounds				
3FG % 1st Half:		4-9	44.4%	2nd half:	3-9	33.3%	OT:	1-4	25.0%	Game:	8-22	36.4%	5				
FT % 1st Half:		2-5	40.0%	2nd half:	8-13	61.5%	OT:	3-6	50.0%	Game:	13-24	54.2%					

Texas 73 • 1-0

#	Player	Total			3-Ptr			Rebounds			PF	TP	A	TO	Blk	Stl	Min
		FG-FGA	FG-FGA	FT-FTA	FG-FGA	FG-FGA	FT-FTA	Off	Def	Tot							
20	Jericho Sims	f	4-7	0-0	6-10	2	3	5	5	14	0	4	2	0	36		
21	Dylan Osetkowski	f	2-9	1-4	6-10	6	7	13	4	11	1	6	0	3	39		
02	Matt Coleman III	g	0-8	0-3	2-2	0	0	0	5	2	4	1	0	1	29		
12	Kerwin Roach II	g	6-18	4-11	2-2	1	10	11	2	18	2	2	0	1	39		
13	Jase Febres	g	1-6	1-5	0-0	1	0	1	0	3	0	0	0	1	21		
03	Courteney Ramey	g	4-6	2-3	0-0	0	3	3	4	10	2	0	0	0	16		
10	Jaxson Hayes	g	1-2	0-0	0-0	4	4	8	3	2	0	1	2	0	16		
33	Kamaka Hepa	g	1-2	1-1	0-0	0	1	1	0	3	0	0	0	1	5		
55	Elijah Mitrou-Long	g	2-9	1-4	5-6	0	2	2	2	10	1	0	1	1	24		
Team						2	2	4									
Totals			21-67	10-31	21-30	16	32	48	25	73	10	14	5	8	225		
FG % 1st Half:		13-34	38.2%	2nd half:	5-26	19.2%	OT:	3-7	42.9%	Game:	21-67	31.3%	Deadball Rebounds				
3FG % 1st Half:		7-19	36.8%	2nd half:	3-10	30.0%	OT:	0-2	0.0%	Game:	10-31	32.3%	3				
FT % 1st Half:		3-4	75.0%	2nd half:	14-20	70.0%	OT:	4-6	66.7%	Game:	21-30	70.0%					

Officials: Jerry Pollard, Kip Kissinging, Keith Kimble
 Technical fouls: Arkansas-None. Texas-None.
 Attendance: 1400
 2:10 in 1st half - Flagrant 1 foul on #3 (Texas) Ramey

Score by periods	1st	2nd	OT	Total
Arkansas	30	33	8	71
Texas	36	27	10	73

GAME 2 Arkansas vs. UC Davis

Nov. 12, 2018 • Hardwood Showcase • Fayetteville, Ark - Bud Walton Arena • SEC+

UC Davis 58 • 0-3

#	Player	Total			3-Ptr			Rebounds			PF	TP	A	TO	Blk	Stl	Min
		FG-FGA	FG-FGA	FT-FTA	FG-FGA	FG-FGA	FT-FTA	Off	Def	Tot							
25	John, AJ	f	1-7	1-6	0-0	0	1	1	5	3	1	0	0	1	21		
44	Goode, Garrison	f	3-4	0-0	0-0	2	3	5	3	6	0	2	0	0	32		
00	Shorts II, TJ	g	5-12	0-2	4-4	3	5	8	2	14	4	7	0	0	35		
05	Schneider, Siler	g	3-9	2-6	0-0	1	1	2	5	8	4	5	0	1	30		
22	Mooney, Joe	g	2-6	2-6	4-6	0	1	1	4	10	1	4	0	0	19		
01	Squire, Damion	g	0-0	0-0	0-0	0	0	0	2	0	0	3	0	0	4		
02	Gonzalez, Stefan	g	2-10	2-9	3-4	0	6	6	3	9	1	3	0	0	27		
11	Fuller, Caleb	g	0-2	0-0	0-0	0	1	1	0	0	0	0	0	0	6		
13	Neufeld, Matt	g	2-5	0-0	2-2	2	4	6	3	6	0	0	0	0	17		
21	Russell, Colin	g	0-1	0-0	0-0	0	1	1	1	1	0	0	0	0	5		
23	Printup, Rogers	g	0-0	0-0	2-2	1	0	1	3	2	0	0	0	1	4		
Team						2	2	4	1								
Totals			18-56	7-29	15-18	11	25	36	32	58	11	24	0	3	200		
FG % 1st Half:		11-28	39.3%	2nd half:	7-28	25.0%	Game:	18-56	32.1%	Deadball Rebounds							
3FG % 1st Half:		4-12	33.3%	2nd half:	3-17	17.6%	Game:	7-29	24.1%	1,2							
FT % 1st Half:		4-4	100.0%	2nd half:	11-14	78.6%	Game:	15-18	83.3%								

Arkansas 81 • 1-1

#	Player	Total			3-Ptr			Rebounds			PF	TP	A	TO	Blk	Stl	Min
		FG-FGA	FG-FGA	FT-FTA	FG-FGA	FG-FGA	FT-FTA	Off	Def	Tot							
02	Adrio Bailey	f	5-8	1-2	9-11	0	4	4	2	20	2	0	0	2	26		
10	Daniel Gafford	f	3-3	0-0	6-9	0	4	4	2	12	2	6	4	0	28		
01	Isaiah Joe	g	4-7	2-5	4-6	1	4	5	1	14	2	3	0	3	27		
05	Jalen Harris	g	1-6	0-1	0-0	0	2	2	2	2	4	0	0	1	28		
13	Mason Jones	g	6-10	4-7	5-7	1	7	8	1	21	2	2	0	1	31		
00	Desi Sills	g	1-2	0-0	0-0	0	1	1	4	2	0	2	0	0	15		
11	K. Embery-Simpson	g	2-6	1-4	2-2	0	0	0	1	7	1	0	0	2	18		
22	Gabe Osabuohien	g	0-3	0-1	0-2	2	3	5	4	0	1	0	1	1	14		
24	Ethan Henderson	g	0-0	0-0	0-0	0	0	0	1	0	0	1	0	0	2		
35	Reggie Chaney	g	1-4	0-0	1-4	1	0	1	3	3	0	1	1	0	11		
Team						0	1	1									
Totals			23-49	8-20	27-41	5	26	31	21	81	14	15	6	10	200		
FG % 1st Half:		13-28	46.4%	2nd half:	10-21	47.6%	Game:	23-49	46.9%	Deadball Rebounds							
3FG % 1st Half:		5-13	38.5%	2nd half:	3-7	42.9%	Game:	8-20	40.0%	8,3							
FT % 1st Half:		6-14	42.9%	2nd half:	21-27	77.8%	Game:	27-41	65.9%								

Officials: Todd Austin, K.B. Burdett Jr., Hunter Allen
 Technical fouls: UC Davis-None. Arkansas-TEAM.
 Attendance: 13444
 Tickets Scanned: 6,373
 Fouled Out UC Davis: #25, John (10:17 2H); #5, Schneider (3:39 2H)

Score by periods	1st	2nd	Total
UC Davis	30	28	58
Arkansas	37	44	81

GAME 3 Arkansas vs. Indiana

Nov. 18, 2018 • Hardwood Showcase • Fayetteville, Ark - Bud Walton Arena • ESPN

Indiana 72 • 3-1

#	Player	Total			3-Ptr			Rebounds			PF	TP	A	TO	Blk	Stl	Min
		FG-FGA	FG-FGA	FT-FTA	FG-FGA	FG-FGA	FT-FTA	Off	Def	Tot							
03	SMITH,JUSTIN	f	1-6	0-2	1-4	0	0	0	2	3	0	2	0	0	15		
13	MORGAN,JUWAN	f	6-8	2-3	1-2	3	4	7	4	15	2	2	0	0	23		
00	LANGFORD,ROMEO	g	6-15	2-5	8-9	2	8	10	3	22	5	4	1	1	38		
01	DURHAM,ALJAMI	g	4-9	3-4	0-0	1	2	3	3	11	3	5	0	0	36		
10	PHINISEE,ROB	g	3-7	1-3	0-0	0	2	2	4	7	1	0	0	0	21		
20	DAVIS,DE'RON	g	5-6	0-0	0-0	1	4	5	2	10	1	3	0	1	23		
23	ANDERSON,DAMEZI	g	2-5	0-2	0-0	0	3	3	2	4	1	1	0	1	26		
55	FITZNER,EVAN	g	0-2	0-1	0-0	0	5	5	0	0	0	0	0	1	18		
Team						1	4	5									
Totals			27-58	8-20	10-15	8	32	40	20	72	13	18	1	4	200		
FG % 1st Half:		13-28	46.4%	2nd half:	14-30	46.7%	Game:	27-58	46.6%	Deadball Rebounds							
3FG % 1st Half:		3-9	33.3%	2nd half:	5-11	45.5%	Game:	8-20	40.0%	3,2							
FT % 1st Half:		6-10	60.0%	2nd half:	4-5	80.0%	Game:	10-15	66.7%								

Arkansas 73 • 2-1

#	Player	Total			3-Ptr			Rebounds			PF	TP	A	TO	Blk	Stl	Min
		FG-FGA	FG-FGA	FT-FTA	FG-FGA	FG-FGA	FT-FTA	Off	Def	Tot							
02	Adrio Bailey	f	2-7	0-1	0-0	0	1	1	3	4	1	0	0	1	25		
10	Daniel Gafford	f	12-15	0-0	3-8	5	7	12	2	27	0	3	3	2	31		
01	Isaiah Joe	g	5-15	3-11	0-0	0	2	2	0	13	3	1	0	1	33		
05	Jalen Harris	g	1-5														

25th Anniversary


1994 NATIONAL CHAMPIONSHIP



**Record: 31-3, 14-2 SEC
NCAA CHAMPION
SEC CHAMPION**

NCAA TOURNAMENT RESULTS

RD1	def. North Carolina A&T	94-79
RD2	def. Georgetown	85-73
Sweet 16	def. Tulsa	103-84
Elite 8	def. Michigan	76-68
Final Four	def. Arizona	91-82
Championship	def. Duke	76-72



1993-94 RAZORBACKS

3	Alex Dillard	Bessemer, Ala.
12	Clint McDaniel	Tulsa, Okla.
13	John Engskov	Berryville, Ark.
14	Corey Beck	Memphis, Tenn.
15	Dwight Stewart	Memphis, Tenn.
22	Davor Rimac	Zagreb, Croatia
23	Ken Biley	Pine Bluff, Ark.
24	Ray Biggers	Houston, Texas
30	Scotty Thurman	Ruston, La.
31	Roger Crawford	Birmingham, Ala.
33	Lee Wilson	Waco, Texas
34	Corliss Williamson	Russellville, Ark.
35	Reggie Merritt	Little Rock, Ark.
40	Elmer Martin	Memphis, Tenn.
44	Darnell Robinson	Oakland, Calif.
	Nolan Richardson	Head Coach
	Nolan Richardson III	Assistant Coach
	Mike Anderson	Assistant Coach
	Brad Dunn	Assistant Coach
	Wayne Stehlik	Dir. of Operations
	Dave England	Athletic Trainer

