



COLORADO STATE

BASKETBALL



Twitter: @CSUMBasketball
Facebook: csumbasketball

Contact: John A. Martin
(540) 476-1259 / John.A.Martin@colostate.edu

2018-19 SCHEDULE - 4-4, 0-0 Mountain West (3-1 Home, 1-1 Road, 0-2 Neutral)

Nov. 7 Wed.		Colorado Christian MW Network	W 100-66
Nov. 10 Sat.		Arkansas Pine Bluff MW Network	W 92-67
Nov. 14 Fri.		Montana State MW Network	W 81-77
Nov. 19 Sun.		vs. Louisiana % GulfCoastShowcase.com (\$)	L 73-91
Nov. 20 Tue.		at Florida Gulf Coast % GulfCoastShowcase.com (\$)	W 82-74
Nov. 21 Wed.		vs. South Dakota State % GulfCoastShowcase.com (\$)	L 65-78
Nov. 27 Tue.		Southern Illinois MW Network	L 67-82
Dec. 1 Sat.		at Colorado Pac-12 Network	L 80-86
Dec. 5 Wed.		Arkansas CBS Sports Network	8 p.m.
Dec. 8 Sat.		Sam Houston State MW Network	2 p.m.
Dec. 16 Sun.		South Dakota MW Network	2 p.m.
Dec. 22 Sat.		at Long Beach State	3 p.m.
Dec. 30 Sun.		New Mexico State AT&T SportsNet	2 p.m.
Jan. 2 Wed.		at UNLV* CBS Sports Network	8:30 p.m.
Jan. 5 Sat.		at Fresno State* AT&T SportsNet	8 p.m.
Jan. 8 Tue.		Air Force* AT&T SportsNet	7 p.m.
Jan. 12 Sat.		New Mexico* CBS Sports Network	2 p.m.
Jan. 19 Sat.		at Utah State* MW Network	7 p.m.
Jan. 23 Wed.		at Nevada* CBS Sports Network	9 p.m.
Jan. 26 Sat.		Fresno State* AT&T SportsNet	2 p.m.
Jan. 29 Tue.		Boise State* AT&T SportsNet	7 p.m.
Feb. 2 Sat.		at Air Force* MW Network	2 p.m.
Feb. 6 Wed.		Nevada* CBS Sports Network	8 p.m.
Feb. 9 Sat.		at Wyoming* AT&T SportsNet	12 p.m.
Feb. 12 Tue.		San Diego State* ESPN2	9 p.m.
Feb. 20 Wed.		at San Jose State* MW Network	8 p.m.
Feb. 23 Sat.		Wyoming* AT&T SportsNet	12 p.m.
Feb. 27 Wed.		at Boise State* Stadium	7 p.m.
Mar. 2 Sat.		at New Mexico* ESPN	8 p.m.
Mar. 5 Tue.		Utah State AT&T SportsNet	7 p.m.
Mar. 9 Sat.		UNLV ESPN3	2 p.m.
Mar. 13-16 Wed.-Sat.		MW Championships\$ MW Network/CBS SN/CBS	TBA

Bold denotes Home games * Mountain West Conference game
All game times are listed in Mountain Time
^ Mountain West-Missouri Valley Challenge
% Gulf Coast Showcase (1 games home sites, 3 games Estero, Florida)
\$ MW Championship - Thomas & Mack Center - Las Vegas, Nev.

Game #9 - Colorado State (4-4) vs. Arkansas (5-1) December 5, 2018 • 8 p.m. • Moby Arena (8,745) - Fort Collins, Colo.



Colorado State
RAMS

Team Information

Record.....4-4, 0-0 MW
Last Game Dec. 1 at Colorado - L, 80-86
Rankings (AP | Coaches)..... -- | --
Head Coach.....Niko Medved (Minnesota, 1997)
Record at Colorado State.....4-4 (First Season)
Overall Record83-91 (Sixth Season)

Statistical Leaders

Minutes/Game.....J.D. Paige (32.4)
Points/Game.....Kris Martin (15.7)
Rebounds/Game.....Nico Carvacho (10.4)
Three-Pointers.....Anthony Masinton-Bonner (21)
Assists.....Kendle Moore (22)
Blocks.....Nico Carvacho, Lorenzo Jenkins (4)
Steals.....Kendle Moore (12)
Field-Goal %.....Anthony Masinton-Bonner (.566)
Three-Point %.....Anthony Masinton-Bonner (.477)
Free-Throw %.....Anthony Masinton-Bonner, Adam Thistlewood (.800)



Arkansas
RAZORBACKS

Team Information

Record.....5-1
Last Game Dec. 1 vs. FIU - W, 121-89
Rankings (AP | Coaches)..... RV | --
Head Coach.....Mike Anderson (Tulsa, 1982)
Record at Arkansas.....156-87 (Eighth Season)
Overall Record356-185 (17th Season)

Statistical Leaders

Minutes/Game.....Mason Jones (29.5)
Points/Game.....Daniel Gafford (19.8)
Rebounds/Game.....Daniel Gafford (8.7)
Three-Pointers.....Isaiah Joe (24)
Assists.....Jalen Harris (39)
Blocks.....Daniel Gafford (14)
Steals.....Isaiah Joe (12)
Field-Goal %.....Daniel Gafford (.730)
Three-Point %.....Isaiah Joe (.462)
Free-Throw %.....Jalen Harris (.815)

TALE OF THE TAPE

Category	Colorado State	Arkansas
Points Per Game	80.0	85.7
Points Allowed Per Game	77.6	70.0
Field-Goal Percentage	.486	.478
Opponent Field-Goal Percentage	.456	.360
Three-Point Field-Goal Percentage	.372	.340
Opponent Three-Point Field-Goal Percentage	.383	.270
Free-Throw Percentage	.703	.637
Rebounds Per Game	34.2	39.8
Rebounding Margin	+1.0	-0.7
Assists Per Game	14.0	18.7
Turnovers Per Game	10.9	14.8
Opponent Turnovers Per Game	10.4	18.8
Steals Per Game	5.5	9.0
Blocks Per Game	1.8	6.2

BROADCAST INFORMATION

Video: CBS Sports Network
Play-by-Play: Carter Blackburn
Color Analyst: Pete Gillen
DirectTV: 221 (HD)
Dish Network: 158 (HD)
Comcast Digital: 412 (SD), 846 (HD)
Streaming: N/A
Colorado State Sports Network
Play-by-Play: Brian Roth
Color Analyst: Adam Nigon
Flagship: KARS 102.9 FM (Fort Collins)
Affiliates: 13 Across the state including
KDCO 104.7 FM (Denver)
Complete list at: https://csurams.com/documents/2018/8/8/2018_19_Basketball_Radio_Network.pdf
Live Stats: SIDEARMSports
[CSURams.com](https://csurams.com)

About Tonight's Game

Opening Tip

- Colorado State returns home to host Arkansas of the Southeastern Conference for the Rams' annual White Out contest, Wed., Dec. 5 at 8 p.m.
- The contest between the Rams and Razorbacks will be televised on CBS Sports Network, with Carter Blackburn (play-by-play) and former Virginia coach Pete Gillen (color analyst) handling the broadcast.
- Live audio is available on the Colorado State Sports Network, including KARS 102.9 FM (flagship). Brian Roth is on the play-by-play for the Rams, with Adam Nigon handling the analysis.
- The game will also have live audio on CSURams.com in partnership with SIDEARM Sports and live stats on CSURams.com.

2018-19 Rams Quick Hits

- Colorado State is under new direction, as Niko Medved has taken over the helm of the Rams' program in 2018-19. In his sixth season as a head coach, Medved has a 83-91 record overall but improved on the previous season's record in each of his five years as a head coach.
- The 2018-19 season marks the 116th in the history of the Colorado State men's basketball program. The Rams are 1,255-1,256 (.500) in 2,511 games all-time.
- Colorado State basketball is hoping to earn its eighth invitation for postseason play in the last 10 years.
- CSU returns three starters and six letterwinners to this year's squad along with seven newcomers to the program.
- Overall, the Rams return three players with 23 or more starts from the 2017-18 campaign, led by Honorable Mention All-Mountain West selection Nico Carvacho. The redshirt-junior center will be expected to pace this squad along with senior guard J.D. Paige and redshirt-junior guard Anthony Masinton-Bonner.

For broadcasting quick hits, current averages and career highs on individual players, go to the back page of the notes for a Radio/TV chart that includes that information.

NUMERICAL ROSTER

NO	NAME	POS	HT	WT	YR	EXP	HOMETOWN (HIGH SCHOOL/LAST SCHOOL)
0	Hyron Edwards #	G	6-0	165	R-Jr.	TR	East Chicago, Ind. (East Chicago Central HS/Trinity Valley (TX) CC)
1	Lonzia "Zo" Tyson	F	6-10	195	R-Jr.	SQ	Fayetteville, N.C. (Trinity Christian HS/Cape Fear CC)
2	Sam Bannec	G	6-3	180	Fr.	HS	Aurora, Colo. (Regis Jesuit HS)
3	Kendle Moore	G	5-10	145	Fr.	HS	Danville, Ill. (Danville HS)
12	Juan Sabino II*	G	5-11	165	R-Jr.	1L	Fountain, Colo. (Fountain-Fort Carson HS)
13	Lorenzo Jenkins*	G/F	6-7	210	R-Jr.	1L	Naples, Fla. (First Baptist Academy/Arkansas)
14	Robbie Berwick*	G	6-5	195	R-Sr.	1L	Atascadero, Calif. (Atascadero HS/Florida State)
15	Anthony Masinton-Bonner**	G	6-3	180	R-Jr.	2L	Lawrence, Kan. (Lawrence HS)
20	Deion James*	F	6-6	220	Sr.	1L	Tucson, Ariz. (Empire HS/Pima JC)
21	Logan Ryan*	F	6-7	215	So.	1L	Plymouth, Mich. (Canton HS/International Sports [Fla.] Acad.)
22	J.D. Paige***	G	6-3	180	R-Sr.	3L	Denver, Colo. (Rangeview HS)
30	Kris Martin	G	6-4	190	R-Jr.	SQ	Frisco, Texas (Kimball HS/Oral Roberts)
31	Adam Thistlewood	F	6-6	200	Fr.	HS	Golden, Colo. (Golden HS)
32	Nico Carvacho**	F/C	6-11	245	R-Jr.	2L	Frisco, Texas (Sunrise Christian [Kan.] Academy)
33	Jack Schoemann	F	6-7	190	Fr.	HS	Prairie Village, Kan. (Shawnee Mission East HS)

ALPHABETICAL ROSTER

NO	NAME	POS	HT	WT	YR	EXP	HOMETOWN (HIGH SCHOOL/LAST SCHOOL)
2	Sam Bannec	G	6-3	180	Fr.	HS	Aurora, Colo. (Regis Jesuit HS)
14	Robbie Berwick*	G	6-5	195	R-Sr.	1L	Atascadero, Calif. (Atascadero HS/Florida State)
32	Nico Carvacho**	F/C	6-11	245	R-Jr.	2L	Frisco, Texas (Sunrise Christian [Kan.] Academy)
0	Hyron Edwards #	G	6-0	165	R-Jr.	TR	East Chicago, Ind. (East Chicago Central HS/Trinity Valley (TX) CC)
20	Deion James*	F	6-6	220	Sr.	1L	Tucson, Ariz. (Empire HS/Pima JC)
13	Lorenzo Jenkins*	G/F	6-7	210	R-Jr.	1L	Naples, Fla. (First Baptist Academy/Arkansas)
30	Kris Martin	G	6-4	190	R-Jr.	SQ	Frisco, Texas (Kimball HS/Oral Roberts)
15	Anthony Masinton-Bonner**	G	6-3	180	R-Jr.	2L	Lawrence, Kan. (Lawrence HS)
3	Kendle Moore	G	5-10	145	Fr.	HS	Danville, Ill. (Danville HS)
22	J.D. Paige***	G	6-3	180	R-Sr.	3L	Denver, Colo. (Rangeview HS)
21	Logan Ryan*	F	6-7	215	So.	1L	Plymouth, Mich. (Canton HS/International Sports [Fla.] Acad.)
12	Juan Sabino II*	G	5-11	165	R-Jr.	1L	Fountain, Colo. (Fountain-Fort Carson HS)
33	Jack Schoemann	F	6-7	190	Fr.	HS	Prairie Village, Kan. (Shawnee Mission East HS)
31	Adam Thistlewood	F	6-6	200	Fr.	HS	Golden, Colo. (Golden HS)
1	Lonzia "Zo" Tyson	F	6-10	195	R-Jr.	SQ	Fayetteville, N.C. (Trinity Christian HS/Cape Fear CC)

Sitting out the fall 2018 portion of the season due to NCAA Division I transfer rules

Head Coach: Niko Medved (First Year at CSU)

Assistant Coach: Dave Thorson (First Year at CSU)

Assistant Coach: Ali Farokhmanesh (First Year at CSU)

Assistant Coach: JR Blount (First Year at CSU)

Director of Player Development: Pierce Hornung (Fourth Year at CSU)

Director of Basketball Operations: Aaron Katsuma (First Year at CSU)

Director of Basketball Administration: Emma Montie (First Year at CSU)

Graduate Assistant: Joe De Ciman (First Year at CSU)

PRONUNCIATION GUIDE

Anthony Masinton-Bonner.....

Juan Sabino II.....suh-BEE-no

Ali Farokhmanesh

..... MASS-in-ton

Jack SchoemannSHOW-man

..... fuh-ROAK-muh-nesh

Nico Carvacho.....car-VAH-cho

ROSTER BREAKDOWN

By Class

Senior (3):..... Robbie Berwick
..... Deion James
..... J.D. Paige

Juniors (7): Nico Carvacho
..... Hyron Edwards
..... Lorenzo Jenkins
..... Kris Martin
..... Anthony Masinton-Bonner
..... Juan Sabino II
..... Lonzia "Zo" Tyson

Sophomore (1): Logan Ryan
Freshman (4):..... Sam Bannec
..... Kendle Moore
..... Jack Schoemann
..... Adam Thistlewood

Position

Guard (8): Sam Bannec
..... Robbie Berwick
..... Hyron Edwards
..... Lorenzo Jenkins
..... Kris Martin
..... Anthony Masinton-Bonner
..... Kendle Moore
..... J.D. Paige
..... Juan Sabino II

Forward (5): Deion James
..... Logan Ryan
..... Jack Schoemann
..... Adam Thistlewood
..... Lonzia "Zo" Tyson

Center (1): Nico Carvacho

By State/Country

Arizona Deion James
California..... Robbie Berwick
Colorado..... Sam Bannec
..... J.D. Paige
..... Juan Sabino II
..... Adam Thistlewood
Florida Lorenzo Jenkins
Illinois..... Kendle Moore
Indiana..... Hyron Edwards
Kansas..... Anthony Masinton-Bonner
..... Jack Schoemann
Michigan Logan Ryan
North Carolina..... Lonzia "Zo" Tyson
Texas..... Nico Carvacho
..... Kris Martin



The Leaders

- Colorado State Head Coach **Niko Medved** (Minnesota, '97) is in his first season at CSU as head coach and has a 83-91 overall record as he starts his sixth season as a head coach.
- Arkansas Head Coach **Mike Anderson** (Tulsa, '82) is in his eighth season as leader of the Razorbacks with a 156-87 record and 17th as a head coach overall with a 356-185 mark.

A Quick Look at Arkansas

- Returning four starters from last season's 23-12 squad that advanced to the NCAA Tournament, the Razorbacks were picked to finish 10th in the Southeastern Conference in the annual league and media Preseason Poll.
- Arkansas returns 2018 SEC All-Freshman and 2019 Preseason All-Conference honoree Daniel Gafford, who currently leads the team in scoring, rebounds, blocks and field goal percentage.

History Versus Arkansas

- This will be the second meeting between the schools, with Arkansas having won the first meeting last year in Fayetteville, 92-66.
- CSU has a 10-7 lifetime record against Southeastern Conference opponents, including 5-1 in home contests.
- Head Coach Niko Medved has never faced Arkansas as a head coach and has only played one SEC team, losing at Georgia in 2016-17 while at Furman.
- The last time a SEC opponent was in Moby was Nov. 28, 2005, with the Rams defeating Auburn, 77-67.

ARKANSAS - 0-1

Away: 0-1

Date	Loc.	W/L	Score	Att.
12/5/2017	Away	L	66-92	13634

SOUTHEASTERN CONFERENCE

School	Overall	Home	Away	Neutral
Alabama	0-1	-	-	0-1
Arkansas	0-1	-	0-1	-
Auburn	2-2	1-0	0-2	1-0
Florida	1-0	1-0	-	-
Mississippi	1-0	-	-	1-0
Mississippi State	1-0	1-0	-	-
Missouri	2-1	1-0	0-1	1-0
South Carolina	1-1	1-0	0-1	-
Texas A&M	2-1	0-1	2-0	-
Totals	10-7	5-1	2-5	3-1

A New Leader But Familiar Face

- While he may be in his first season in charge of the program, head coach Medved is already a familiar face around Fort Collins and to Rams' fans. Medved previously was on the coaching staff from 2007-13 under two different coaches. He was a key part of recruiting players that helped the Rams to four consecutive postseason appearances, the last two in the NCAA Tournament that included a win over Missouri in 2013.

Postseason Experience

- Head coach Niko Medved has had extensive success wherever he has coached, both as a head and an assistant.
- As an assistant coach, he helped turn around the CSU program to improving its win totals from his first year in each successive year, ending in four straight postseason appearances.
- He continued that trend at Furman and Drake, improving both programs' win totals from the previous year in each of his five seasons as a head coach, finishing his last three years in postseason play.

Medved vs. 2018-19 Opponents

School	Overall	Home	Away	Neut.
Air Force		First Meeting		
Arkansas		First Meeting		
Arkansas-Pine Bluff	1-0	1-0	-	-
Boise State		First Meeting		
Colorado	0-2	-	0-1	0-1
Colorado Christian	1-0	1-0	-	-
Florida Gulf Coast	1-2	0-1	1-1	-
Fresno State		First Meeting		
Long Beach State		First Meeting		
Louisiana	0-2	0-1	-	0-1
Montana State	1-0	1-0	-	-
Nevada		First Meeting		
New Mexico		First Meeting		
New Mexico State		First Meeting		
Sam Houston State		First Meeting		
San Diego State		First Meeting		
San Jose State		First Meeting		
South Dakota	0-1	-	0-1	-
South Dakota St.	0-2	-	0-1	0-1
Southern Illinois	1-2	0-2	1-0	-
UNLV		First Meeting		
Utah State		First Meeting		
Wyoming	0-1	-	0-1	-
Totals	5-12	3-4	2-5	0-3

Basketball Staff

- Head coach Niko Medved brought four members of his staff from Drake with him. Dave Thorson, JR Blount and Ali Farokhmanesh were assistant coaches with Medved, while Aaron Katsuma joined him again as Director of Basketball Operations. Thorson has extensive experience as a high school coach and had previously worked with Medved at the University of Minnesota. Blount and Farokhmanesh also bring extensive recent playing experience with them as Blount played at Loyola Chicago, graduating in 2009, and Farokhmanesh was a key part of a Northern Iowa squad that knocked off No. 1 Kansas in the NCAA Tournament in his senior year in 2010.

Coors Light Coaches Show Is Back

- The Coors Light Basketball Head Coaches Show returns to Lucky Joe's Sidewalk Saloon in Old Town Fort Collins this year. Join men's head coach Niko Medved and women's head coach Ryan Williams starting at 6 p.m. on the Mondays listed below to hear their thoughts on the previous week and look forward to upcoming action
- December: 3 & 10
- January: 7, 14, 21 & 28
- February: 4, 11, 18 & 25

2018-19 Schedule Is Home Laden

- The Rams will play a good schedule in head coach Niko Medved's first season as the leader in Fort Collins.
- Of the 13 non-conference games on the schedule, eight of them are in the friendly confines of Moby Arena, including the first three to start the season.
- The program first played away from home on Nov. 19-21 at the Gulf Coast Showcase, a three-game tournament that is all neutral games unless the Rams take on co-host Florida Gulf Coast.
- CSU is scheduled for just a pair of true road games and only a single plane trip for those. The Rams played their first true road contest at Colorado on Sat. Dec. 1, with the flight trip to Long Beach to take on the 49ers on Dec. 22.
- The Rams welcome a Southeastern Conference team to Moby Arena on Dec. 5, as Arkansas makes the return trip after last year's meeting in Fayetteville. This will be just the third meeting with a SEC foe since 2010 and the first time a squad from that league has come to Moby since Nov. 28, 2005, when the Rams defeated Auburn, 77-67. Versus the SEC, CSU is 5-1 all-time at home and 10-7 overall.
- Non-conference play wraps up on Dec. 30, with CSU hosting New Mexico State.

GENERAL INFORMATION

Location	Fort Collins, Colo.
Founded	1870
Enrollment	33,877
Nickname	Rams
Colors	Green and Gold
Elevation	5,004 feet
Arena (Capacity)	Moby Arena (8,745)
Conference	Mountain West
President	Dr. Anthony A. Frank (Wartburg College, '81)
Director of Athletics	Joe Parker (Michigan, '87)
Faculty Representative	Dr. Jim Francis
Athletic Department Phone	(970) 491-3350
Ticket Office Phone	(970) 491-7267
Men's Basketball Office	(970) 491-6232
Moby Arena Press Row Phone	(970) 491-3981
Athletics Website	www.CSURams.com

STAFF INFORMATION

Head Coach	Niko Medved (First Year at CSU)
Alma Mater	Minnesota, 1997
Record at CSU	4-4 (First Season)
Career Record	83-91 (Sixth Season)
Assistant Coaches	Dave Thorson (First Year at CSU)
Alma Mater	Hamline, 1989
.....	JR Blount (First Year at CSU)
Alma Mater	Loyola Chicago, 2009
.....	Ali Farokhmanesh (First Year at CSU)
Alma Mater	Northern Iowa, 2010
Dir. of Player Development	Pierce Hornung (Fourth Year at CSU)
Dir. of BB Operations	Aaron Katsuma (First Year at CSU)
Dir. of BB Administration	Emma Montie (First Year at CSU)
Athletic Trainer	Mike Schiavone (Second Year at CSU)
Strength & Conditioning	Jason Phillips (10th Year at CSU)
Academic Coordinator	Joy Benefiel (Seventh Year at CSU)
Equipment Manager	Matt Lesser (Third Year at CSU)

TEAM INFORMATION

2017-18 Overall Record	11-21
.....	(8-8 Home / 3-10 Away / 0-3 Neutral)
2017-18 MW Record	4-14 (1-8 Home / 3-6 Away)
2017-18 Conference Finish	10th (11)
2017-18 Conference Tournament Finish	First Round
2017-18 Postseason Play	N/A
Letterwinners Returning/Lost	7/3
Starters Returning/Lost	4/2
Newcomers	6

CSU HISTORY

First Year of Basketball	1901-02
Overall Record	1,255-1,256 (.500)
Conference Championships	5
.....	1954 (Skyline), 1961 (Skyline), 1989 (WAC), 1990 (WAC), 2003 (MW Tournament)
NCAA Tournament Appearances (Record)	10 (4-11)
Last Appearance	2013
Result	Lost to Louisville in third round
NIT Appearances (Record)	9 (7-9)
Last Appearance	2017
Result	Lost to CSU Bakersfield in second round
CBI Appearances (Record)	1 (0-1)
Last Appearance	2010
Result	Lost at Morehead State in first round

ATHLETICS COMMUNICATIONS

Assistant Director/MBB Contact	John A. Martin (Fourth Year at CSU)
Cell	(540) 476-1259
E-Mail	John.A.Martin@colostate.edu
FAX	(970) 491-1348
Mailing Address	224 McGraw Athletic Center
.....	Fort Collins, CO 80523



2018-19 MW Preseason Poll/Awards



MW Preseason Poll

Rank	Team	Points (1st Place Votes)
1.	Nevada	207 (18)
2.	San Diego State	188 (1)
3.	New Mexico	153
4.	Boise State	139
5.	Fresno State	138
6.	UNLV	122
7.	Wyoming	88
8.	Colorado State	80
9.	Utah State	78
10.	Air Force	42
11.	San Jose State	19

MW Preseason Awards

Jordan Caroline, Nevada
 Deshon Taylor, Fresno State
 Caleb Martin, Nevada
 Justin James, Wyoming
 Cody Martin, Nevada

Preseason Player of the Year

Caleb Martin, Nevada

Preseason Freshman of the Year

Jordan Brown, Nevada

Preseason Newcomer of the Year

Vance Jackson, New Mexico

2018 All-MW Selections

First-Team All-MW

Chandler Hutchison	Sr.	G	Boise State*
Deshon Taylor	Jr.	G	Fresno State*
Jordan Caroline	Jr.	G/F	Nevada*
Caleb Martin	Jr.	F	Nevada
Justin James	Jr.	G	Wyoming*

Second-Team All-MW

Cody Martin	Jr.	F	Nevada
Malik Pope	Sr.	F	San Diego State
Shakur Juiston	Jr.	F	UNLV
Brandon McCoy	Fr.	F/C	UNLV
Hayden Dalton	Sr.	F	Wyoming

Third-Team All-MW

Bryson Williams	So.	F	Fresno State
Kendall Stephens	Sr.	G	Nevada
Anthony Mathis	Jr.	G	New Mexico
Koby McEwen	So.	G	Utah State
Sam Merrill	So.	G	Utah State

Honorable Mention All-MW

Nico Carvacho	So.	F/C	Colorado State
Antino Jackson	Sr.	G	New Mexico
Jalen McDaniels	Fr.	F	San Diego State
Ryan Welage	Jr.	F	San José State

All-Defensive Team

Chandler Hutchison	Sr.	G	Boise State
Deshon Taylor	Jr.	G	Fresno State
Lindsey Drew	Jr.	G	Nevada
Cody Martin	Jr.	F	Nevada
Antino Jackson	Sr.	G	New Mexico
Alan Herndon	Sr.	F	Wyoming

Individual Awards

Player of the Year:Caleb Martin, Jr., F, Nevada
 Defensive Player of the Year:Cody Martin, Jr., F, Nevada
 Newcomer of the Year:Caleb Martin, Jr., F, Nevada
 Sixth Man of the Year:Alex Hobbs, So., G, Boise State
 Freshman of the Year:Brandon McCoy, F, UNLV
 Steve Fisher Coach of the Year:Eric Musselman, Nevada

Roster Size... But Inexperienced

- The Rams started the year with 14 eligible players on the roster, one of the largest opening day rosters in recent history. CSU had 11 players available to start the 2017-18 season. Of those 14 this season, a total of 11 were part of the program last season, with seven having played, with four returners who did play and also four newcomers to the lineup this year.
- Last year's Rams combined for just 7.5 seasons of NCAA Division I experience to start the season, but this year's squad comes in with 17 combined Division I seasons, a marked improvement.

Returning/Lost...By the Numbers

- The Rams added several key newcomers for 2018-19 as Colorado State looked to fill some gaps from last year's production on the floor, though CSU returns a significant portion on all categories.
- Here is a quick look at what the Rams returned in major statistical categories:

Category	Total (R/L)	% Returning
> Scoring	2314 (1353 / 961)	58.5%
> Rebounding	1126 (764 / 362)	67.9%
> Assists	409 (251 / 158)	61.4%
> Blocks	102 (55 / 47)	53.9%
> Steals	190 (100 / 90)	52.6%
> Minutes	6475 (4110 / 2365)	63.5%

Newcomers (Lots of)

- The Rams will have a strong group of newcomers to the floor this year, made up of three transfers and four freshmen.
- The class distribution among those that could see the floor for CSU the first time this season is:
 - Juniors (Hyron Edwards, Kris Martin, Zo Tyson)
 - Freshmen (Sam Bannec, Kendle Moore, Jack Schoemann, Adam Thistlewood)

Moby Arena Home Court Advantage

- CSU has a record of 549-227 (.707) record all-time at Moby Arena.
- The Rams have finished at least .500 in each of the last nine years, dating back to the 2008-09 season when the program was 6-9.
- Current head coach Niko Medved was part of a coaching staff at CSU that posted two of the top records in program history at home, as the 2012-13 team set the best mark at 16-1 with the 2011-12 team going 14-1. Overall as an assistant at CSU, he was part of a team that went 97-97 overall and 59-30 in Moby Arena and improved their overall record in each successive season.

Moby & Record Improvement With Medved (CSU Asst.)

	Overall	Moby	Total Attend.	Avg Att.
2012-13	26-9	16-1	92,488	5,440
2011-12	20-12	14-1	62,889	4,193
2010-11	19-13	9-5	68,305	4,879
2009-10	16-16	11-4	50,878	3,392
2008-09	9-22	6-9	48,858	3,257
2007-08	7-25	3-10	43,588	3,353
Totals	97-97	59-30		

Last Time Out...

- Colorado State overcame a second-half Colorado run but couldn't withstand the final minutes and fell to the hosts, 86-80, Dec. 1. The Rams fell to 4-4 on the young season, while the Buffaloes improved to 5-1.
- With the Rams leading 32-29 after a tight first half that saw CSU lead the majority of the time, the two teams traded early baskets and leads before Colorado scored six straight points and took a 46-41 lead with 13 minutes to play. The Rams cut it to two three times in the final 10 minutes, and then took the lead at the end of a 12-2 run on a fast break three by redshirt-junior Anthony Masinton-Bonner to go up 75-74 with 2:22 remaining. However, Evan Battey's conventional three-point play put the Buffs up for good with just over two minutes to go. CSU could not regain the lead in the final minutes, even though it

had a chance to tie on a three-point attempt with under a minute to play.

- For the game, CSU shot 51.7 percent (30-of-58) from the floor and 43.5 percent (10-of-23) from the arc. CU shot 47.1 percent (33-of-70) and 28.6 percent (6-of-21) beyond the arc, but won the board battle, 40-21, including holding CSU to just three offensive boards. CU was also more effective at the line, hitting 14-of-18 attempts as compared to 10-of-16 for the Rams.
- Colorado State was led by redshirt-junior Kris Martin's season-high 21 points, while redshirt-senior J.D. Paige added 17 points and six rebounds. Redshirt-junior Nico Carvacho had a double-double of 15 points and 12 rebounds, while Masinton-Bonner added 14. CU had four players also in double figures, led by Tyler Bey with 23.

(See page 18 for complete box score)

Last Year's Meeting...

- Despite a quick start, Colorado State did not have an answer to Arkansas's full court pressure in a 92-66 loss in Fayetteville, Dec. 5, 2017. With the loss, the Rams fell to 4-5 on the season while the Razorbacks improved to 6-2.
- The Rams got off to one of their best starts of the year, opening the game on a 13-2 run. However, the Razorbacks rallied back and put together a 19-0 run over the next six minutes to take a 21-13 lead the hosts would never relinquish. CSU found itself hanging around with good rebounding but couldn't buy a bucket. The Rams found foul trouble with all five starters with two fouls in the first half as the Razorbacks raced out to a 47-29 halftime lead. The lead grew with a 12-3 run to start the final period and got no smaller than 20 the rest of the way.
- CSU shot just 36.5 percent (19-of-52) for the game, including 36.0 percent (9-of-25) from the three-point line. Arkansas was a stellar 52.2 percent (35-of-67) from the field in the contest. The Rams did grab more rebounds, 38-31, but could only convert that into an 18-8 advantage in second-chance points.
- Junior guard Prentiss Nixon was the only Ram in double figures with a career-high 31 points, shooting 8-of-13 on field goals, 5-of-8 three pointers and 10-of-11 at the free throw line. Arkansas was led by Jaylen Barford and CJ Jones with 19 points each, while Daniel Gafford added 14.

(See page 19 for complete box score)

National Rankings (Team/Players)

(through Dec. 2, 2018)

Team (Top 60 of 351 Division I teams)

Turnovers Per Game	10.9	26th
Three-Point Field Goals Per Game	9.6	45th
Personal Fouls Per Game	16.1	49th

Players (top 100 nationally)

J.D. Paige		
Assist-to-Turnover Ratio	85th	2.63
Anthony Masinton-Bonner		
3-Point Field Goal Percentage	47.7	35th
Field Goal Percentage	56.6	70th
Nico Carvacho		
Double Doubles	4	14th
Rebounds Per Game	10.1	17th
Defensive Rebounds Per Game	7.38	22nd
Offensive Rebounds Per Game	2.88	83rd

Sharing the Load

- Through eight games, seven different Rams have either led or tied for the team-high points in a game.
- Redshirt-juniors Anthony Masinton-Bonner (3) and Kris Martin (2) and freshman Kendle Moore (2) are the only CSU players with more than one game leading in scoring.

Carvacho Growing On the Floor

- Redshirt-junior center Nico Carvacho showed his increased comfort level on the floor, growing extensively as a sophomore in 2017-18.
- In the 2017-18 season, Carvacho was the leader on the glass for CSU with 331 boards (125 offensive) in 32 games (the only Ram to start all 32 last year). His 10.3 boards per game average ranked second in the Mountain West, as



he had double-digit boards in the last 16 games (averaging 13.6 per game in that span). He also just had the sixth-ever individual 300-rebound season in CSU history, surpassing the mark at Nevada, Feb. 25.

- Last year, he averaged 11.1 points and 12.3 rebounds in Mountain West play, leading by a wide margin in rebounding for league games only (next was 9.6 per game). He also had seven of the top 14 single-game totals in MW action.
- He has had double-doubles in 10 of the last 16 games he played in 2017-18 and had a higher rebound average in MW league contests than Emmanuel Omogbo had in 2016-17 (10.9).
- Carvacho posted a career-high 26 points and tied a career best with 20 rebounds in the win over San Jose State, Feb. 10, 2018. The last Ram to have a 20-point/20-rebound game prior to that one was current Washington Wizards' Jason Smith, with 27 & 22 in a win over Wyoming on Feb. 24, 2007.
- He finished the season in fifth with 331 boards, surpassing former standout and current Washington Wizard Jason Smith in sixth.
- For his play in '17-18, Carvacho was named Honorable Mention All-Mountain West by both the league's coaches and media members in two separate votes.
- This season, Carvacho has started out effectively, recording double-doubles in his first three games and is currently averaging 12.0 points and 10.4 rebounds while shooting 52.0 percent from the floor.
- He had CSU game highs of 18 points and 11 rebounds in the win over Arkansas-Pine Bluff, Nov. 10.
- Carvacho started the season No. 20 on the CSU career rebounding chart and moved up to 15th after his play at Colorado as he now stands at 619, just passing Barry Bailey (1984-88) at 610. Andy Ogide (2007-11) is next in 14th at 627.

Carvacho's '17-18 MW/Nat'l Rankings Stat	MW	NCAA
Rebounds Per Game	10.3	2nd
Offensive Rebounds Per Game	3.91	1st
Defensive Rebounds Per Game	6.44	5th
Double-Doubles	11	4th
Total Rebounds	331	2nd

Carvacho's Career Double-Doubles	Date	Pts	Reb
Northern Colorado	12/10/16	13	11
Wyoming	2/28/17	10	10
Sacramento State	11/10/17	11	20
Fresno State	1/6/18	10	19
at Utah State	1/10/18	10	15
Air Force	1/17/18	12	13
at San Diego State	1/24/18	14	12
at New Mexico	1/27/18	14	15
Wyoming	1/31/18	10	13
at Air Force	2/6/18	16	12
San Jose State	2/10/18	26	20
at Fresno State	2/17/18	14	11
at Nevada	2/25/18	13	14
Colorado Christian	11/7/18	14	15
Arkansas-Pine Bluff	11/10/18	18	11
Montana State	11/14/18	15	13
at Colorado	12/1/18	15	12

CSU Career Rebounding Ranks

1.	851	Pat Durham (520-799D)	1985-89
12.	638	Larry Hoffner (70 Games)	- 1957-60
	638	Emmanuel Omogbo (2030-435D)	- 2015-17
14.	627	Andy Ogide (1850-442D)	- 2007-11
15.	619	Nico Carvacho (76 Games)	2016-19
16.	610	Barry Bailey (630-547D)	1984-88
17.	577	Matt Nelson (1520-425D)	2000-05
18.	569	Sonny Bustion (70 Games)	1963-65,66-67
19.	564	Gary Rhoades (77 Games)	1970-73
20.	555	Gary Hibbard (73 Games)	1953-56

Paige Wheels & Deals

- Redshirt-senior J.D. Paige adjusted well to his new role within CSU's offense the last two years.
- In 2016-17, Paige led CSU assists (2.5 apg), was third in

steals (0.9 spg) and blocked shots (0.7) and fourth in scoring (8.8 ppg).

- The Denver, Colo., native had a solid outing against Alcorn State (11/23/16), recording career bests of 23 points and six assists in the home victory.
- Paige tied his career high with 23 points, including a career-best five three-pointers in the win over Fresno State, Feb. 11, 2017.
- Last season, Paige picked up a season-high 22 points versus San Diego State (1/2/18), making a career-high field goals.
- Paige scored in double figures in five of his last six games in 2017-18, including the performance at San Diego State and a 14-point, six-rebound outing in the win at Wyoming, Jan. 13. He also had 19 points against UNLV, Jan. 20.
- After missing six games with a broken hand suffered at San Diego State on Jan. 24, Paige returned to the lineup against Boise State (Feb. 21) with 12 points and averaged 10.4 points per game, third on the team, and had a team-high 2.6 assists per game.
- Paige missed the season opener but returned with 14 points (4-of-5 3-pointers) and a career-high tying six assists in the win against Arkansas-Pine Bluff, Nov. 10.
- He tied his career high against Montana State, Nov. 14, tallying a team-high 23 points on 9-of-15 shooting from the field in the win.
- Paige currently ranks third for CSU at 15.1 points per game, connecting on 51.2 percent from the floor, including 39.4 percent from the arc.
- Currently with 832 career points, if Paige stays healthy and averages 12.0 points per game during the season, he would reach the career 1,000-point plateau on Feb. 6 vs. Nevada.

A Little Different Name, Same Face

- Redshirt-junior guard Anthony Masinton-Bonner (the guard previously known as Anthony Bonner but always "AB") is expected to take up more of the scoring load this season.
- Last year, Masinton-Bonner started in 21 of the 32 games he played in, averaging 8.9 points per contest in 27.1 minutes per game.
- He was the team leader at the three-point arc at 43.2 percent and was second from the charity stripe, connecting on 82.1 percent of his attempts.
- In the season opener against Colorado Christian, Masinton-Bonner was not only effective but efficient. He tallied a career-high tying 22 points on 8-of-9 shooting from the field, including 6-of-7 from the three-point arc. He also chipped in five rebounds and four assists.
- Against Montana State Nov. 14, Masinton-Bonner was inspired after suffering an ankle injury late in the first half, as he returned in the second half to score 12 of his 14 points in the win.
- In the first eight contests, he is second on the team in scoring at 15.4 points, 2.0 rebounds and 1.9 assists a game while shooting 56.6 percent from the field, 47.7 percent from the three-point line and 80.0 percent from the charity stripe.

Colorado State Policy on Injury Reports

Due to circumstances surrounding the Family Educational Rights and Privacy Act (FERPA) and the Health Insurance Portability and Accountability Act (HIPAA), Colorado State University has developed a policy regarding the release of injury information.

CSU student-athletes have the right to hold all injury information, except body part and playing status, confidential and private. As a standard operating procedure, coaches, athletic communications staff, and other athletic department personnel should refrain from sharing specific injury information with the media. However, in certain occasions, injury information could be released at the discretion of the athletic communications department after authorization is obtained from the student-athlete.

It is the policy of the CSU athletic training staff to not address the media unless it is absolutely necessary. Therefore, inquiries by the media regarding medical situations should be addressed to the Athletic Communications office.

Thank you for your cooperation in this matter.

AP Top 25 (Dec. 3)

Rank	Team	Record	Points	Last
1.	Gonzaga (43)	8-0	1,578	1
2.	Kansas (19)	6-0	1,539	2
3.	Duke (1)	7-1	1,463	3
4.	Virginia (1)	7-0	1,367	4
5.	Michigan	8-0	1,339	7
6.	Nevada	8-0	1,300	5
7.	Tennessee	6-1	1,238	6
8.	Auburn	6-1	1,154	8
9.	Kentucky	7-1	1,070	10
10.	Michigan State	6-2	915	9
11.	Florida State	6-1	871	15
12.	Wisconsin	7-1	809	22
13.	Texas Tech	7-0	783	20
14.	North Carolina	6-2	782	11
15.	Virginia Tech	6-1	675	13
16.	Kansas State	6-1	629	12
17.	Buffalo	7-0	515	21
18.	Iowa	6-1	417	14
19.	Ohio State	7-1	385	16
20.	Arizona State	7-0	384	NR
21.	Villanova	6-2	356	23
22.	Mississippi State	6-1	243	25
23.	Maryland	7-1	204	24
24.	Nebraska	7-1	176	NR
25.	Furman	8-0	101	NR

Others receiving votes: Purdue 100, Syracuse 62, Marquette 47, Iowa State 46, Texas 44, Creighton 42, St. John's 39, Houston 30, North Carolina State 14, Indiana 13, Arizona 12, Louisville 11, Clemson 11, Radford 9, TCU 9, Notre Dame 3, **Arkansas 3**, Oregon 3, UCLA 3, Florida 2, Boston College 2, Davidson 1, Oklahoma 1.

USA Today Coaches Top 25 (Dec. 3)

Rank	Team	Record	Points	Last
1.	Gonzaga (21)	8-0	788	1
2.	Kansas (10)	6-0	771	2
3.	Duke	7-1	712	3
4.	Virginia	7-0	704	4
5.	Michigan (1)	8-0	680	5
6.	Nevada	8-0	629	6
7.	Tennessee	6-1	618	7
8.	Kentucky	7-1	547	9
9.	Auburn	6-1	534	10
10.	Michigan State	6-2	483	8
11.	Florida State	6-1	405	14
12.	North Carolina	6-2	389	13
13.	Texas Tech	7-0	387	19
14.	Virginia Tech	6-1	359	12
15.	Kansas State	6-1	346	10
16.	Wisconsin	7-1	322	22
17.	Ohio State	7-1	249	16
18.	Buffalo	7-0	241	20
19.	Iowa	6-1	185	15
20.	Arizona State	7-0	156	NR
21.	Villanova	6-2	143	23
22.	Mississippi State	6-1	124	25
23.	Maryland	7-1	120	NR
24.	Purdue	5-3	89	18
25.	Nebraska	7-1	73	NR

Others receiving votes: Houston 58; St. John's 33; Iowa State 33; Creighton 32; Furman 30; UCLA 28; Texas 24; Clemson 24; Syracuse 22; North Carolina State 11; Oregon 9; Cincinnati 8; Indiana 8; West Virginia 5; Central Florida 5; Louisiana State 5; Pittsburgh 5; North Texas 2; Florida 2; Radford 1; Marquette 1.

2018-19 CSU opponents in **bold italics**

Newcomers Jumping In Early

- Five Rams made their debut in the Green and Gold in season-opening win over Colorado Christian.
- Freshman Kendle Moore started and scored a game-high 26 points in 32 minutes of action. He was solid, going 9-of-11 from the floor, 4-of-5 from the arc and 4-of-5 at the charity stripe. He also added four rebounds, four assists and one steal.
- Freshman Adam Thistlewood had 10 points in starting his first collegiate game, while also grabbing five rebounds in 26 minutes of play.
- Also seeing time were redshirt-junior Zo Tyson and freshmen Jack Schoemann and Sam Bannec. Tyson had six points and four rebounds, while Bannec hit a three-pointer late.
- Redshirt-junior Kris Martin made his season debut against South Dakota State, Nov. 21, and tallied 11 points in 30 minutes of action. Since then he has at least tied for the team lead in scoring over the next two games, including 21 points at Colorado, Dec. 1.
- Martin is CSU's leader in scoring at 15.7 points per game with Moore fifth at 11.3 and Thistlewood seventh at 8.9 points a contest. Moore has scored in double figures in five contests, with Thistlewood having scored 10 or more in four while making 24 of 30 free throw attempts (80.0 percent).

Looking Ahead

- The Rams will continue a three-game homestand on Sat., Dec. 8, hosting Sam Houston State at 2 p.m.
- The contest between will be televised on the Mountain West Network, including CSURams.com/live
- The game will air across the Colorado State Sports Network (along with online at CSURams.com), with Brian Roth and Adam Nigon on the call.
- CSU Sports Network broadcasts can be also accessed on mobile devices through the Tuneln app (free on all Apple, Android, Windows, Blackberry and Amazon Kindle devices) – once downloaded, search "Colorado St. Rams Sports Network" in the app for the games and coaches' show broadcasts.

Mountain West Record

- Colorado State - a charter member of the Mountain West - is now 123-171 (.418) in regular-season action against MW foes since the formation of the league in 1999-2000.

CSU vs. Mountain West Conference

School	Overall	Home	Away	Neut.
Air Force	78-33	42-11	32-18	4-4
Boise State	10-10	8-2	1-8	1-0
Fresno State	17-17	13-3	2-12	2-2
Nevada	9-11	5-3	4-7	0-1
New Mexico	46-77	33-26	12-49	1-2
San Diego State	41-42	26-12	13-26	2-4
San Jose State	17-0	8-0	7-0	2-0
UNLV	16-38	11-15	5-22	0-1
Utah State	39-54	28-18	11-34	0-2
Wyoming	93-135	51-56	39-75	3-4
Totals	366-417	225-146	126-251	15-20

CSU All-Time Vs. 2018-19 Opponents

	Overall	Home	Road	Neutral
Air Force	78-33	42-11	32-18	4-4
Arkansas	0-1	-	0-1	-
Arkansas-Pine Bluff	3-0	3-0	-	-
Boise State	10-11	8-3	1-8	1-0
Colorado	38-89	28-36	9-53	1-0
Colorado Christian	1-0	1-0	-	-
Florida Gulf Coast	1-0	-	1-0	-
Fresno State	17-17	13-3	2-12	2-2
Long Beach State	3-2	2-1	1-1	-
Louisiana	1-1	1-0	-	0-1
Montana State	12-4	8-2	4-2	-
Nevada	9-12	5-3	4-8	0-1
New Mexico	46-77	33-26	12-49	1-2
New Mexico State	5-2	4-0	1-2	-
Sam Houston State	0-1	0-1	-	-
San Diego State	41-42	26-12	13-26	2-4
San Jose State	17-0	8-0	7-0	2-0
South Dakota	First Meeting			
South Dakota State	0-2	0-1	-	0-1
Southern Illinois	1-3	1-1	0-1	0-1
UNLV	16-38	11-15	5-22	0-1
Utah State	39-54	28-18	11-34	0-2
Wyoming	93-135	51-56	39-75	3-4
Totals	431-524	273-189	142-312	16-23

MOUNTAIN WEST STANDINGS: (through Dec. 2, 2018)

School	MW		Overall	
	W-L	Pct	W-L	Pct
Nevada (5/6)	0-0	.000	8-0	1.000
Utah State	0-0	.000	7-1	.875
New Mexico	0-0	.000	4-1	.800
Fresno State	0-0	.000	5-2	.714
San Diego State	0-0	.000	5-2	.714
UNLV	0-0	.000	4-3	.571
Colorado State	0-0	.000	4-4	.500
Air Force	0-0	.000	3-5	.375
Boise State	0-0	.000	2-5	.286
Wyoming	0-0	.000	2-6	.250
San José State	0-0	.000	1-6	.143

RANKING IN THE MOUNTAIN WEST: Here are the Rams' team and individual rankings in the Mountain West and NCAA (through Dec. 2, 2018)

CSU's Team Rankings	MW	Avg.	NCAA
Scoring Offense	4th	80.0	82nd
Scoring Defense	9th	77.6	292nd
Scoring Margin	7th	+2.4	215th
Field Goal Percentage	4th	48.6	51st
Field Goal Percentage Def.	7th	45.6	279th
Free Throw Percentage	7th	70.3	152nd
Free Throws Made	7th	109	164th
Free Throw Attempts	7th	155	164th
3-Pt. Field Goal Percentage	6th	37.2	84th
3-Pt. Field Goal Percentage Def.	10th	38.3	319th
3-Pt. Field Goals Made	3rd	9.6	45th
3-Pt. Field Goals Attempted	1st	207	65th
Rebounding Offense	8th	34.25	271st
Rebounding Defense	5th	33.2	N/A
Rebounding Margin	8th	+1.0	197th
Blocked Shots	10th	1.8	327th
Assists	6th	14.0	163rd
Steals	6th	5.5	269th
Turnovers (Fewest)	2nd	10.9	26th
Turnovers Forced	11th	10.5	342nd
Turnover Margin	5th	-0.4	210th
Assist/Turnover Ratio	3rd	1.29	63rd
Offensive Rebounds	8th	8.63	294th
Defensive Rebounds	8th	25.63	196th
Offensive Rebounding Pct	8th	26.2	N/A
Defensive Rebounding Pct	6th	74.0	N/A

INDIVIDUAL MOUNTAIN WEST RANKINGS (CSU only)

Scoring	9.	A. Masinton-Bonner	15.4
	11.	J.D. Paige	15.1
Rebounding	1.	Nico Carvacho	10.4
Field Goal Percentage	3.	A. Masinton-Bonner	.566
	5.	J.D. Paige	.512
Free Throw Percentage	9.	Adam Thistlewood	.800
3-Pt Percentage	3.	A. Masinton-Bonner	.477
	8.	Lorenzo Jenkins	.421
Assists	t-10.	J.D. Paige	3.0
Assist-to-Turnover	3.	J.D. Paige	2.6
3-Point FG Made	t-4.	A. Masinton-Bonner	2.6
Steals	4.	Kendle Moore	1.5
Offensive Rebounds	t-1.	Nico Carvacho	2.9
Defensive Rebounds	4.	Nico Carvacho	7.4
Minutes Played	8.	J.D. Paige	32.4
	13.	A. Masinton-Bonner	30.9
	15.	Kendle Moore	30.3



CSU SEASON AND CAREER TOTALS

Double-Digit Scoring Games2018-19 (Record).....Career (Record)		
Anthony Masinton-Bonner	7 (4-3)	21 (9-12)
J.D. Paige	6 (2-4)	36 (21-15)
Nico Carvacho	5 (4-1)	26 (14-12)
Lorenzo Jenkins	5 (4-1)	7 (4-3)
Kendle Moore	5 (4-1)	5 (4-1)
Adam Thistlewood	4 (3-1)	4 (3-1)
Kris Martin	3 (0-3)	3 (0-3)
Deion James	0 (0-0)	18 (6-12)
Logan Ryan	0 (0-0)	1 (0-1)

20+-Point Games2018-19 (Record).....Career (Record)		
Anthony Masinton-Bonner	2 (1-1)	3 (1-2)
J.D. Paige	1 (1-0)	4 (3-1)
Kendle Moore	1 (1-0)	1 (1-0)
Kris Martin	1 (0-1)	1 (0-1)
Nico Carvacho	0 (0-0)	1 (1-0)
Deion James	0 (0-0)	1 (0-1)

10+-Rebound Games2018-19 (Record).....Career (Record)		
Nico Carvacho	5 (3-2)	29 (13-16)
Lorenzo Jenkins	1 (0-1)	1 (0-1)
Deion James	0 (0-0)	4 (1-3)
Logan Ryan	0 (0-0)	1 (0-1)

5+-Assist Games2018-19 (Record).....Career (Record)		
J.D. Paige	1 (1-0)	4 (3-1)
Robbie Berwick	1 (1-0)	1 (1-0)
Nico Carvacho	0 (0-0)	1 (0-1)
Deion James	0 (0-0)	1 (0-1)

Double-Doubles2018-19 (Record).....Career (Record)		
Nico Carvacho	4 (3-1)	17 (8-9)
Lorenzo Jenkins	1 (0-1)	1 (0-1)
Deion James	0 (0-0)	2 (0-2)

3+-Steal Games2018-19 (Record).....Career (Record)		
Kendle Moore	2 (1-1)	2 (1-1)
Anthony Masinton-Bonner	1 (1-0)	1 (1-0)
J.D. Paige	0 (0-0)	6 (4-2)
Nico Carvacho	0 (0-0)	3 (2-1)
Deion James	0 (0-0)	1 (1-0)

3+-Three-Pointer Games2018-19 (Record).....Career (Record)		
Lorenzo Jenkins	4 (3-1)	5 (3-2)
Anthony Masinton-Bonner	3 (2-1)	10 (5-5)
J.D. Paige	2 (1-1)	13 (9-4)
Kris Martin	2 (0-2)	2 (0-2)
Kendle Moore	1 (1-0)	1 (1-0)
Logan Ryan	0 (0-0)	1 (0-1)

Scoring Leaders (Including Ties)2018-19 (Record).....Career (Record)		
Anthony Masinton-Bonner	3 (1-2)	8 (2-6)
Kendle Moore	2 (2-0)	2 (2-0)
Kris Martin	2 (0-2)	2 (0-2)
Nico Carvacho	1 (1-0)	4 (2-2)
J.D. Paige	1 (1-0)	10 (6-4)
Lorenzo Jenkins	1 (0-1)	1 (0-1)
Adam Thistlewood	1 (0-1)	1 (0-1)
Deion James	0 (0-0)	5 (2-3)

Rebounding Leaders (Including Ties) 2018-19 (Record).....Career (Record)		
Nico Carvacho	7 (4-3)	32 (13-19)
Lorenzo Jenkins	1 (0-1)	1 (0-1)
J.D. Paige	1 (0-1)	1 (0-1)
Deion James	0 (0-0)	4 (1-3)

Assist Leaders (Including Ties)2018-19 (Record).....Career (Record)		
J.D. Paige	3 (2-1)	38 (20-18)
Kendle Moore	3 (1-2)	3 (1-2)
Anthony Masinton-Bonner	2 (0-2)	5 (1-4)
Robbie Berwick	1 (1-0)	2 (1-1)
Adam Thistlewood	1 (1-0)	1 (1-0)
Nico Carvacho	0 (0-0)	11 (4-7)
Deion James	0 (0-0)	9 (2-7)

STREAKS

Overall	L, 3
Unranked teams anywhere	L, 3
Ranked teams anywhere	L, 7
Mountain West Opponent	L, 5
Home	L, 1
Home MW	L, 2
Home Nonconference	L, 1
Home unranked nonconference	L, 1
Home unranked teams	L, 1
Home ranked teams	L, 2
Road	L, 1
Road MW	L, 5
Road unranked teams	L, 1
Road ranked teams	L, 25
Neutral	L, 1
Neutral unranked teams	L, 1
Neutral ranked teams	L, 8

Consecutive Games with a Three-Pointer Curr. Streak.....Career Streak		
Anthony Masinton-Bonner	17	17
J.D. Paige	7	11
Kendle Moore	3	3
Kris Martin	3	3
Adam Thistlewood	2	2
Lorenzo Jenkins	-	7
Deion James	-	4
Robbie Berwick	-	2
Nico Carvacho	-	2
Sam Bannec	-	1
Logan Ryan	-	1

Games Played2018-19 (Record).....Career (Record)		
Nico Carvacho	8 (4-4)	76 (39-37)
Anthony Masinton-Bonner	8 (4-4)	76 (39-37)
Lorenzo Jenkins	8 (4-4)	39 (15-24)
Logan Ryan	6 (4-2)	26 (10-16)
Kendle Moore	8 (4-4)	8 (4-4)
Adam Thistlewood	8 (4-4)	8 (4-4)
Robbie Berwick	5 (4-1)	26 (12-14)
J.D. Paige	7 (3-4)	100 (55-45)
Zo Tyson	4 (1-3)	4 (1-3)
Kris Martin	3 (0-3)	3 (0-3)
Juan Sabino II	2 (2-0)	8 (6-2)
Sam Bannec	2 (2-0)	2 (2-0)
Jack Schoemann	2 (2-0)	2 (2-0)
Deion James	0 (0-0)	31 (10-21)

StartsConsecutive (Record).....Career (Record)		
Nico Carvacho	73 (37-36)	73 (37-36)
Anthony Masinton-Bonner	10 (4-6)	29 (13-16)
Lorenzo Jenkins	8 (4-4)	8 (4-4)
Kendle Moore	8 (4-4)	8 (4-4)
J.D. Paige	7 (3-4)	66 (37-29)
Deion James	-	21 (3-18)
Adam Thistlewood	-	1 (1-0)
Logan Ryan	-	1 (0-1)



2018-19 RAMS' MISCELLANEOUS STATISTICS

	2018-19		2018-19				2018-19		2018-19		
	Overall	MW	Home	Road	Neutral		Overall	MW	Home	Road	Neutral
Outscore their opponents	4-0	0-0	3-0	1-0	0-0	When CSU shoots 45%+ FG	3-2	0-0	2-1	1-1	0-0
Outscored by their opponents	0-4	0-0	0-1	0-1	0-2	When CSU shoots below 45% FG	1-2	0-0	1-0	0-0	0-2
Leading at halftime	4-1	0-0	3-0	1-1	0-0	When oppts shoot 45%+ FG	2-4	0-0	1-1	1-1	0-2
Trailing at halftime	0-3	0-0	0-1	0-0	0-	When oppts shoot below 45% FG	2-0	0-0	2-0	0-0	0-0
Tied at halftime	0-0	0-0	0-0	0-0	0-0	When CSU leads in FG%	3-1	0-0	2-0	1-1	0-0
Leading with five minutes left	3-0	0-0	2-0	1-0	0-0	When opponent leads in FG%	1-3	0-0	1-1	0-0	0-2
Trailing with five minutes left	1-4	0-0	1-1	0-1	0-2	When game ends tied in FG%	0-0	0-0	0-0	0-0	0-0
Tied with five minutes left	0-0	0-0	0-0	0-0	0-0	When CSU leads in 3FG%	3-2	0-0	2-1	1-1	0-0
Leading with two minutes left	3-0	0-0	2-0	1-0	0-0	When opponent leads in 3FG%	1-2	0-0	1-0	0-0	0-2
Trailing with two minutes left	1-4	0-0	1-1	0-1	0-2	When game ends tied in 3FG%	0-0	0-0	0-0	0-0	0-0
Tied with two minutes left	0-0	0-0	0-0	0-0	0-0	When CSU shoots 70%+ FT	3-0	0-0	3-0	0-0	0-0
BY OFFENSE						When CSU shoots below 70% FT	1-4	0-0	0-1	1-1	0-2
CSU scores 90+ points	2-0	0-0	2-0	0-0	0-0	CSU leads in FT%	2-0	0-0	2-0	0-0	0-0
CSU scores 80-89 points	2-1	0-0	1-0	1-1	0-0	Opponent leads in FT%	1-4	0-0	0-1	1-1	0-2
CSU scores 70-79 points	0-1	0-0	0-0	0-0	0-1	Game ends tied in FT%	1-0	0-0	1-0	0-0	0-0
CSU scores 60-69 points	0-2	0-0	0-1	0-0	0-1	CSU shoots more free throws	4-2	0-0	3-1	1-0	0-1
CSU scores 50-59 points	0-0	0-0	0-0	0-0	0-0	CSU shoots fewer free throws	0-2	0-0	0-0	0-1	0-1
CSU scores less than 50 points	0-0	0-0	0-0	0-0	0-0	Same number of free throws	0-0	0-0	0-0	0-0	0-0
BY DEFENSE						CSU outrebounds the opponent	3-2	0-0	2-0	1-0	0-2
Opp. scores 90+ points	0-1	0-0	0-0	0-0	0-1	CSU is outrebounded	1-2	0-0	1-1	0-1	0-0
Opp. scores 80-89 points	0-2	0-0	0-1	0-1	0-0	Same number of rebounds	0-0	0-0	0-0	0-0	0-0
Opp. scores 70-79 points	2-1	0-0	1-0	1-0	0-1	CSU leads in assists	3-0	0-0	2-0	1-0	0-0
Opp. scores 60-69 points	2-0	0-0	2-0	0-0	0-0	Opponent leads in assists	1-4	0-0	1-1	0-1	0-2
Opp. scores 50-59 points	0-0	0-0	0-0	0-0	0-0	Game ends tied in assists	0-0	0-0	0-0	0-0	0-0
Opp. scores less than 50 points	0-0	0-0	0-0	0-0	0-0	CSU leads in blocks	2-2	0-0	2-1	0-0	0-1
BY POINT DIFFERENTIAL						Opponent leads in blocks	0-2	0-0	0-0	0-1	0-1
Games decided by 1-5	1-0	0-0	1-0	0-0	0-0	Game ends tied in blocks	2-0	0-0	1-0	1-0	0-0
Games decided by 6-10	1-1	0-0	0-0	1-1	0-0	CSU leads in steals	3-1	0-0	2-0	1-1	0-0
Games decided by 11-15	0-2	0-0	0-1	0-0	0-1	Opponent leads in steals	0-3	0-0	0-1	0-0	0-2
Games decided by 16+	2-1	0-0	2-0	0-0	0-1	Game ends tied in steals	1-0	0-0	1-0	0-0	0-0
BY OVERTIME						CSU commits less than 12 turnovers	3-2	0-0	3-1	0-0	0-1
Overtime	0-0	0-0	0-0	0-0	0-0	CSU commits 12 or more turnovers	1-2	0-0	0-0	1-1	0-1
Double Overtime	0-0	0-0	0-0	0-0	0-0	CSU forces 12 or more turnovers	2-1	0-0	1-0	1-0	0-1
Triple Overtime	0-0	0-0	0-0	0-0	0-0	CSU forces less than 12 turnovers	2-3	0-0	2-1	0-1	0-1
BY MONTH						Opponent has more turnovers	2-0	0-0	2-0	0-0	0-0
November	4-3	0-0	3-1	1-0	0-2	CSU has more turnovers	1-4	0-0	0-1	1-1	0-2
December	0-1	0-0	0-0	0-1	0-0	Game ends tied in turnovers	1-0	0-0	1-0	0-0	0-0
January						Opponent has more fouls	3-1	0-0	3-1	0-0	0-0
February						CSU has more fouls	1-2	0-0	0-0	1-1	0-1
March						Game ends tied in fouls	0-1	0-0	0-0	0-0	0-1

INSIDE THE GAME

Largest Victory: 34, vs. Colorado Christian (11/7/18)

Smallest Victory: 4, vs. Montana State (11/14/18)

Largest Defeat: 18, vs. Louisiana at GCS (11/19/18)

Smallest Defeat: 6, at Colorado (12/1/18)

Largest Halftime Lead: 24, vs. Colorado Christian (11/7/18)

Largest Halftime Deficit:

16, vs. South Dakota State at GCS (11/21/18)

Most Points in 1st Half: 53, vs. Colorado Christian (11/7/18)

Lowest Points in 1st Half: 26, vs. Louisiana at GCS (11/19/18)

Most Points in 2nd Half: 48, at Colorado (12/1/18)

Lowest Points in 2nd Half: 27, vs. Southern Illinois (11/27/18)

Most Points Allowed in 1st Half:

48, vs. South Dakota State at GCS (11/21/18)

Lowest Points Allowed in 1st Half:

28, vs. Arkansas-Pine Bluff (11/10/18)

Most Points Allowed in 2nd Half: 57, at Colorado (12/1/18)

Lowest Points Allowed in 2nd Half:

30, vs. South Dakota State at GCS (11/21/18)

Most Points in Overtime:

Lowest Points in Overtime:

Most Points Allowed in Overtime:

Lowest Points Allowed in Overtime:

Largest Lead in a game won: 39, vs. Colorado Christian (11/7/18)

Largest Oppt lead in a game won: 6, vs. Montana State (11/14/18)

Largest Lead in a game lost:

8, vs. South Dakota State at GCS (11/21/18)

Largest Oppt lead in a game lost:

28, vs. Louisiana at GCS (11/19/18)

Most Lead Changes: 14, vs. Montana State (11/14/18)

Most Ties In a Game: 9, vs. Montana State (11/14/18)

Games Led Start to Finish (never trailed):

- CSU 100, Colorado Christian 66 (11/7/18)

2018-19 COLORADO STATE STARTING LINEUPS (AS OF DEC. 2, 2018)

Opponent	Score	Guard	Guard	Forward	Forward	Center	Points Scored	
							Starters	Bench
Colorado Christian	W, 100-66	Moore	Masinton-Bonner	Jenkins*	Thistlewood	Carvacho	66	34
Arkansas-Pine Bluff	W, 92-67	Moore	Masinton-Bonner	Jenkins*	Paige*	Carvacho	65	27
Montana State	W, 81-77	Moore	Masinton-Bonner	Jenkins*	Paige*	Carvacho	75	6
vs. Louisiana ^	L, 73-91	Moore	Masinton-Bonner	Jenkins*	Paige*	Carvacho	54	19
at Florida Gulf Coast ^	W, 82-74	Moore	Masinton-Bonner	Jenkins*	Paige*	Carvacho	70	12
vs. South Dakota State ^	L, 65-78	Moore	Masinton-Bonner	Jenkins*	Paige*	Carvacho	50	15
Southern Illinois	L, 67-82	Moore	Masinton-Bonner	Jenkins*	Paige*	Carvacho	45	22
at Colorado	L, 80-86	Moore	Masinton-Bonner	Jenkins*	Paige*	Carvacho	53	27
Arkansas								
Sam Houston State								
South Dakota								
at Long Beach State								
at UNLV*								
at Fresno State*								
Air Force*								
New Mexico*								
at Utah State*								
at Nevada*								
Fresno State*								
Boise State*								
at Air Force*								
Nevada*								
at Wyoming*								
San Diego State*								
at San Jose State*								
Wyoming*								
at Boise State*								
at New Mexico*								
Utah State*								
UNLV*								
MW Tournament								
Totals							478 (74.7%)	162 (25.3%)

* Started an additional guard

2018-19 Rams Starting Lineups

PG	SG	SF	PF	C	Record
Moore	Masinton-Bonner	Paige	Jenkins	Caracho	3-4
Moore	Masinton-Bonner	Jenkins	Thistlewood	Carvacho	1-0

*Most recent starting lineup listed first


2018-19 SEASON BOX SCORE | ALL/CONFERENCE GAMES
(AS OF DEC. 2, 2018)

RECORD:	OVERALL	HOME	AWAY	NEUTRAL
ALL GAMES	(4-4)	(3-1)	(1-1)	(0-2)
MOUNTAIN WEST	(0-0)	(0-0)	(0-0)	(0-0)
NON-CONFERENCE	(4-4)	(3-1)	(1-1)	(0-2)

#	Player	GP	GS	Min	Avg	TOTAL			3-PTS			FT	FTA	REBOUNDS				Avg	PF	FO	A	TO	Blk	Stl	Pts	Avg
						FG	FGA	Pct	3FG	FGA	Pct			Pct	Off	Def	Tot									
30	MARTIN,Kris	3	0	88	29.3	17	33	.515	7	14	.500	6	9	.667	3	9	12	4.0	8	0	3	5	1	1	47	15.7
15	MASINTON-BONNER,A	8	8	247	30.9	43	76	.566	21	44	.477	16	20	.800	6	14	20	2.5	19	0	15	9	0	9	123	15.4
22	PAIGE,J.D.	7	7	227	32.4	42	82	.512	13	33	.394	9	12	.750	2	31	33	4.7	11	0	21	8	0	5	106	15.1
32	CARVACHO,Nico	8	8	224	28.0	37	70	.529	0	2	.000	22	43	.512	23	60	83	10.4	24	1	12	18	4	6	96	12.0
03	MOORE,Kendle	8	8	242	30.3	34	65	.523	10	31	.323	12	16	.750	0	20	20	2.5	19	0	22	17	0	12	90	11.3
13	JENKINS,Lorenzo	8	8	180	22.5	26	62	.419	16	38	.421	6	7	.857	8	19	27	3.4	10	0	6	8	4	6	74	9.3
31	THISTLEWOOD,Adam	8	1	209	26.1	19	50	.380	9	33	.273	24	30	.800	10	20	30	3.8	17	0	10	8	3	3	71	8.9
21	RYAN,Logan	6	0	69	11.5	6	10	.600	0	1	.000	4	5	.800	4	12	16	2.7	13	0	8	7	0	1	16	2.7
01	TYSON,Zo	4	0	28	7.0	2	3	.667	0	0	.000	4	7	.571	1	3	4	1.0	3	0	3	2	2	1	8	2.0
02	BANNEC,Sam	2	0	6	3.0	1	1	1.000	1	1	1.000	0	0	.000	0	1	1	0.5	0	0	1	0	0	0	3	1.5
33	SCHOEMANN,Jack	2	0	10	5.0	0	2	.000	0	1	.000	2	2	1.000	0	0	0	0.0	0	0	0	0	0	0	2	1.0
14	BERWICK,Robbie	5	0	65	13.0	0	12	.000	0	8	.000	4	4	1.000	3	5	8	1.6	4	0	10	5	0	0	4	0.8
12	SABINO,Juan	2	0	5	2.5	0	1	.000	0	1	.000	0	0	.000	0	1	1	0.5	0	0	1	0	0	0	0	0.0
TM	TEAM.....														9	10	19	2.4	1		0				0	
	Total.....	8				227	467	.486	77	207	.372	109	155	.703	69	205	274	34.2	129	1	112	87	14	44	640	80.0
	Opponents.....	8				219	480	.456	79	206	.383	104	139	.748	72	194	266	33.2	148	6	111	83	11	37	621	77.6

DEADBALL REBOUNDS:	OFF	DEF	TOTAL
Colorado State	21	1	22
Opponents	18	2	20

TEAM STATISTICS	Colorado State	Opponents
SCORING	640	621
Points per game	80.0	77.6
Scoring margin	+2.4	-
FIELD GOALS-ATT	227-467	219-480
Field goal pct	.486	.456
3 POINT FG-ATT	77-207	79-206
3-point FG pct	.372	.383
3-pt FG made per game	9.6	9.9
FREE THROWS-ATT	109-155	104-139
Free throw pct	.703	.748
F-Throws made per game	13.6	13.0
REBOUNDS	274	266
Rebounds per game	34.2	33.2
Rebounding margin	+1.0	-
ASSISTS	112	111
Assists per game	14.0	13.9
TURNOVERS	87	83
Turnovers per game	10.9	10.4
Turnover margin	-0.5	-
Assist/turnover ratio	1.3	1.3
STEALS	44	37
Steals per game	5.5	4.6
BLOCKS	14	11
Blocks per game	1.8	1.4
WINNING STREAK	0	-
Home win streak	0	-
ATTENDANCE	9237	10387
Home games-Avg/Game	4-2309	2-4566
Neutral site-Avg/Game	-	2-628

Date	Opponent	Score	Attend
@ 11/7/18	COLORADO CHRISTIAN	W 100-66	2220
11/10/18	ARKANSAS-PINE BLUFF	W 92-67	2208
11/14/18	MONTANA STATE	W 81-77	2243
@ 11/19/18	vs. Louisiana	L 73-91	598
@ 11/20/18	at Florida Gulf Coast	W 82-74	1245
@ 11/21/18	vs. South Dakota State	L 65-78	657
# 11/27/18	SOUTHERN ILLINOIS	L 67-82	2566
12/1/18	at Colorado	L 80-86	7887

* Mountain West Conference Games # Mountain West-Missouri Valley Challenge
 @ Gulf Coast Showcase (one home site game, three games Fort Myers, Florida)
 ^ Mountain West Tournament (Thomas & Mack Center - Las Vegas, Nev.)

SCORE BY PERIODS:	1st	2nd	Total
Colorado State	304	336	640
Opponents	283	338	621

2018-19 SEASON BOX SCORE | HOME GAMES (3-1, 0-0 MW)

#	Player	GP	GS	Min	Avg	TOTAL			3-PTS			FT	FTA	Pct	REBOUNDS				PF	FO	A	TO	Blk	Stl	Pts	Avg
						FG	FGA	Pct	3FG	FGA	Pct				Off	Def	Tot	Avg								
22	PAIGE,J.D.	3	3	98	32.7	19	35	.543	7	16	.438	4	5	.800	0	12	12	4.0	3	0	11	1	0	2	49	16.3
15	MASINTON-BONNER,A	4	4	125	31.3	23	40	.575	12	24	.500	6	8	.750	4	8	12	3.0	7	0	12	3	0	6	64	16.0
30	MARTIN,Kris	1	0	28	28.0	4	7	.571	3	5	.600	4	5	.800	0	2	2	2.0	2	0	2	2	0	0	15	15.0
03	MOORE,Kendle	4	4	127	31.8	19	30	.633	8	16	.500	11	14	.786	0	9	9	2.3	10	0	10	6	0	3	57	14.3
32	CARVACHO,Nico	4	4	105	26.3	20	34	.588	0	0	.000	15	24	.625	13	29	42	10.5	9	0	7	6	3	2	55	13.8
13	JENKINS,Lorenzo	4	4	91	22.8	13	33	.394	9	21	.429	2	2	1.000	4	5	9	2.3	5	0	2	3	2	3	37	9.3
31	THISTLEWOOD,Adam	4	1	101	25.3	8	23	.348	4	14	.286	14	17	.824	6	12	18	4.5	8	0	7	1	0	2	34	8.5
01	RYAN,Logan	3	0	36	12.0	4	7	.571	0	1	.000	4	5	.800	3	6	9	3.0	5	0	5	4	0	1	12	4.0
01	TYSON,Zo	2	0	19	9.5	2	3	.667	0	0	.000	4	5	.800	1	3	4	2.0	2	0	1	2	0	0	8	4.0
02	BANNEC,Sam	2	0	6	3.0	1	1	1.000	1	1	1.000	0	0	.000	0	1	1	0.5	0	0	1	0	0	0	3	1.5
14	BERWICK,Robbie	3	0	49	16.3	0	10	.000	0	7	.000	4	4	1.000	1	4	5	1.7	2	0	7	4	0	0	4	1.3
33	SCHOEMANN,Jack	2	0	10	5.0	0	2	.000	0	1	.000	2	2	1.000	0	0	0	0.0	0	0	0	0	0	0	2	1.0
12	SABINO,Juan	2	0	5	2.5	0	1	.000	0	1	.000	0	0	.000	0	1	1	0.5	0	0	1	0	0	0	0	0.0
TM	TEAM.....														4	6	10	2.5	0		0				0	
	Total.....	4				113	226	.500	44	107	.411	70	91	.769	36	98	134	33.5	53	0	66	32	5	19	340	85.0
	Opponents.....	4				103	233	.442	42	106	.396	44	61	.721	40	86	126	31.5	82	4	57	39	1	14	292	73.0

SCORE BY PERIODS:	1st	2nd	Total
Colorado State	174	166	340
Opponents	134	158	292

DEADBALL REBOUNDS:	OFF	DEF	TOTAL
Colorado State	10	1	11
Opponents	8	2	10

2018-19 SEASON BOX SCORE | ROAD GAMES (1-1, 0-0 MW)

#	Player	GP	GS	Min	Avg	TOTAL			3-PTS			FT	FTA	Pct	REBOUNDS				PF	FO	A	TO	Blk	Stl	Pts	Avg
						FG	FGA	Pct	3FG	FGA	Pct				Off	Def	Tot	Avg								
30	MARTIN,Kris	1	0	30	30.0	8	14	.571	3	6	.500	2	2	1.000	1	2	3	3.0	4	0	1	1	0	0	21	21.0
15	MASINTON-BONNER,A	2	2	64	32.0	10	15	.667	5	8	.625	6	7	.857	0	4	4	2.0	7	0	1	5	0	1	31	15.5
32	CARVACHO,Nico	2	2	62	31.0	14	23	.609	0	0	.000	3	11	.273	4	17	21	10.5	9	1	4	6	1	2	31	15.5
22	PAIGE,J.D.	2	2	65	32.5	10	22	.455	2	7	.286	4	5	.800	0	13	13	6.5	3	0	7	4	0	1	26	13.0
03	MOORE,Kendle	2	2	61	30.5	9	15	.600	1	4	.250	1	2	.500	0	5	5	2.5	7	0	8	5	0	8	20	10.0
31	THISTLEWOOD,Adam	2	0	55	27.5	5	11	.455	3	8	.375	5	8	.625	1	5	6	3.0	4	0	2	2	1	0	18	9.0
13	JENKINS,Lorenzo	2	2	37	18.5	5	8	.625	3	6	.500	2	2	1.000	0	2	2	1.0	2	0	1	2	1	2	15	7.5
14	BERWICK,Robbie	1	0	7	7.0	0	2	.000	0	1	.000	0	0	.000	1	1	2	2.0	1	0	1	0	0	0	0	0.0
21	RYAN,Logan	1	0	14	14.0	0	0	.000	0	0	.000	0	0	.000	0	2	2	2.0	4	0	1	2	0	0	0	0.0
01	TYSON,Zo	1	0	5	5.0	0	0	.000	0	0	.000	0	0	.000	0	0	0	0.0	0	0	0	0	0	1	0	0.0
TM	TEAM.....														0	2	2	1.0	0		0				0	
	Total.....	2				61	110	.555	17	40	.425	23	37	.622	7	53	60	30.0	41	1	26	27	3	15	162	81.0
	Opponents.....	2				60	129	.465	13	49	.265	27	38	.711	21	49	70	35.0	33	2	27	22	4	9	160	80.0

SCORE BY PERIODS:	1st	2nd	Total
Colorado State	72	90	162
Opponents	61	99	160

DEADBALL REBOUNDS:	OFF	DEF	TOTAL
Colorado State	7	0	7
Opponents	6	0	6

2018-19 SEASON BOX SCORE | NEUTRAL GAMES (0-2)

#	Player	GP	GS	Min	Avg	TOTAL			3-PTS			FT	FTA	Pct	REBOUNDS				PF	FO	A	TO	Blk	Stl	Pts	Avg
						FG	FGA	Pct	3FG	FGA	Pct				Off	Def	Tot	Avg								
22	PAIGE,J.D.	2	2	64	32.0	13	25	.520	4	10	.400	1	2	.500	2	6	8	4.0	5	0	3	3	0	2	31	15.5
15	MASINTON-BONNER,A	2	2	58	29.0	10	21	.476	4	12	.333	4	5	.800	2	2	4	2.0	5	0	2	1	0	2	28	14.0
30	MARTIN,Kris	1	0	30	30.0	5	12	.417	1	3	.333	0	2	.000	2	5	7	7.0	2	0	0	2	1	1	11	11.0
13	JENKINS,Lorenzo	2	2	52	26.0	8	21	.381	4	11	.364	2	3	.667	4	12	16	8.0	3	0	3	3	1	1	22	11.0
31	THISTLEWOOD,Adam	2	0	53	26.5	6	16	.375	2	11	.182	5	5	1.000	3	3	6	3.0	5	0	1	5	2	1	19	9.5
03	MOORE,Kendle	2	2	54	27.0	6	20	.300	1	11	.091	0	0	.000	0	6	6	3.0	2	0	4	6	0	1	13	6.5
32	CARVACHO,Nico	2	2	57	28.5	3	13	.231	0	2	.000	4	8	.500	6	14	20	10.0	6	0	1	6	0	2	10	5.0
21	RYAN,Logan	2	0	19	9.5	2	3	.667	0	0	.000	0	0	.000	1	4	5	2.5	4	0	2	1	0	0	4	2.0
01	TYSON,Zo	1	0	4	4.0	0	0	.000	0	0	.000	0	2	.000	0	0	0	0.0	1	0	2	0	2	0	0	0.0
14	BERWICK,Robbie	1	0	9	9.0	0	0	.000	0	0	.000	0	0	.000	1	0	1	1.0	1	0	2	1	0	0	0	0.0
TM	TEAM.....														5	2	7	3.5	1		0				0	
	Total.....	2				53	131	.405	16	60	.267	16	27	.593	26	54	80	40.0	35	0	20	28	6	10	138	69.0
	Opponents.....	2				56	118	.475	24	51	.471	33	40	.825	11	59	70	35.0	33	0	27	22	6	14	169	84.5

SCORE BY PERIODS:	1st	2nd	Total
Colorado State	58	80	138
Opponents	88	81	169

DEADBALL REBOUNDS:	OFF	DEF	TOTAL
Colorado State	4	0	4
Opponents	4	0	4


2018-19 GAME-BY-GAME RESULTS/LEADERS

Opponent	Date	W/L	Score	Atten.	Rec.	H	A	N	High Scorer	High Rebounder	High Assists
Colorado Christian ^	11/7/18	W	100-66	2220	1-0	1-0	0-0	0-0	26 Moore	15 Carvacho	6 Berwick
Arkansas-Pine Bluff	11/10/18	W	92-67	2208	2-0	2-0	0-0	0-0	18 Carvacho	11 Carvacho	6 Paige
Montana State	11/14/18	W	81-77	2243	3-0	3-0	0-0	0-0	23 Paige	13 Carvacho	3 Thistlewood
vs. Louisiana ^	11/19/18	L	73-91	598	3-1	3-0	0-0	0-1	17 Jenkins	10 Jenkins	4 Moore
at Florida Gulf Coast ^	11/20/18	W	82-74	1245	4-1	3-0	1-0	0-1	17 Moore	9 Carvacho	4 Moore, Paige
vs. South Dakota State ^	11/21/18	L	65-78	657	4-2	3-0	1-0	0-2	17 Masinton-Bonner	11 Carvacho	2 Masinton-Bonner
Southern Illinois	11/27/18	L	67-82	2566	4-3	3-1	1-0	0-2	15 Masinton-Bonner	3 Carvacho, Paige	4 Masinton-Bonner
at Colorado	12/1/18	L	80-86	7887	4-4	3-1	1-1	0-2	21 Martin	12 Carvacho	4 Moore
Arkansas	12/5/18										
Sam Houston State	12/8/18										
South Dakota	12/16/18										
at Long Beach State	12/30/18										
at UNLV*	1/2/19										
at Fresno State*	1/5/19										
Air Force*	1/8/19										
New Mexico*	1/12/19										
at Utah State*	1/19/19										
at Nevada*	1/23/19										
Fresno State*	1/26/19										
Boise State*	1/29/19										
at Air Force*	2/2/19										
Nevada*	2/6/19										
at Wyoming*	2/9/19										
San Diego State*	2/12/19										
at San Jose State*	2/20/19										
Wyoming*	2/23/19										
at Boise State*	2/27/19										
at New Mexico*	3/2/19										
Utah State*	3/5/19										
UNLV*	3/9/19										
MW Tournament	3/13/19										

2018-19 INDIVIDUAL GAME-BY-GAME POINTS-REBOUNDS-ASSISTS

Opponent (Date)	0	1	2	3	12	13	14	15	21	22	30	31	32	33
Colorado Christian^ (11/7/18)	Edwards	Tyson	Bannec	Moore	Sabino II	Jenkins	Berwick	Masinton-Bonner	Ryan	Paige	Martin	Thistlewood	Carvacho	Schoemann
Ark.-Pine Bluff (11/10/18)	DND-Transfer	6-3-0	3-1-0	26-4-4	0-0-1	15-6-1	0-4-6	22-5-4	4-4-2	DND-Susp.	DND-Susp.	10-5-0	14-15-3	0-0-0
Montana State (11/14/18)	DND-Transfer	DNP	DNP	11-1-2	DNP	12-1-0	0-1-0	14-3-1	1-4-1	23-5-2	DND-Susp.	5-4-3	15-13-0	DNP
vs. Louisiana ^ (11/19/18)	DND-Transfer	0-0-2	DNP	8-2-4	DNP	17-10-3	0-1-2	8-0-0	2-4-2	14-4-1	DND-Susp.	17-5-0	7-9-0	DNP
at Fla. Gulf Coast ^ (11/20/18)	DND-Transfer	DNP	DNP	17-4-4	DNP	11-1-1	0-2-1	17-1-1	0-2-1	9-7-4	DND-Susp.	12-4-1	16-9-2	DNP
vs. South Dakota St.^ (11/21/18)	DND-Transfer	DNP	DNP	5-4-0	DNP	5-6-0	DNP	20-4-2	2-1-0	17-4-2	11-7-0	2-1-1	3-11-1	DNP
Southern Illinois (11/27/18)	DND-Transfer	2-1-1	DNP	10-1-1	DNP	0-1-0	DND-Inj.	15-1-4	DNP	12-3-3	15-2-2	5-2-2	8-3-2	DNP
at Colorado (12/1/18)	DND-Transfer	0-0-0	DNP	3-1-4	DNP	4-1-0	DNP	14-3-0	DNP	17-6-3	21-3-1	6-2-1	15-12-2	DNP
Arkansas (12/5/18)														
Sam Houston St. (12/8/18)														
South Dakota (12/16/18)														
at Long Beach St. (12/30/18)														
at UNLV* (1/2/19)														
at Fresno State* (1/5/19)														
Air Force* (1/8/19)														
New Mexico* (1/12/19)														
at Utah State* (1/19/19)														
at Nevada* (1/23/19)														
Fresno State* (1/26/19)														
Boise State* (1/29/19)														
at Air Force* (2/2/19)														
Nevada* (2/6/19)														
at Wyoming* (2/9/19)														
San Diego State* (2/12/19)														
at San Jose State* (2/20/19)														
Wyoming* (2/23/19)														
at Boise State* (2/27/19)														
at New Mexico* (3/2/19)														
Utah State* (3/5/19)														
UNLV* (3/9/19)														
MW Tournament (3/13/19)														

2017-18 TEAM GAME-BY-GAME STATISTICS

Opponent	Date	Score	W/L	TOTAL			3-PTS			FREE THROWS			REBOUNDS											
				FG	FGA	Pct	3FG	FGA	Pct	FT	FTA	Pct	Off	Def	Tot	Avg	PF	A	TO	Blk	Stl	Pts	Avg	
Colorado State	11/7/18	100-66	W	34	65	.523	16	31	.516	16	20	.800	15	34	49	49.0	10	21	7	2	5	100	100.0	
Colorado Christian^				20	58	.345	14	28	.500	12	15	.800	7	18	25	25.0	14	11	8	0	3	66	66.0	
Colorado State	11/10/18	92-67	W	27	50	.540	12	23	.522	26	30	.867	8	27	35	42.0	18	21	8	1	3	92	96.0	
Ark.-Pine Bluff				22	58	.379	5	19	.263	18	27	.667	14	18	32	28.5	26	9	8	0	3	67	66.5	
Colorado State	11/14/18	81-77	W	27	62	.435	6	30	.200	21	28	.750	11	22	33	39.0	16	9	7	1	8	81	91.0	
Montana State				27	58	.466	14	35	.400	9	13	.692	9	26	35	30.7	26	14	15	1	3	77	70.0	
Colorado State	11/19/18	73-91	L	29	65	.446	8	24	.333	7	11	.636	13	25	38	38.8	19	14	20	2	9	73	86.5	
vs. Louisiana ^				27	56	.482	13	29	.448	24	30	.800	6	25	31	30.8	17	17	16	6	12	91	75.2	
Colorado State	11/20/18	82-74	W	31	52	.596	7	17	.412	13	21	.619	4	27	31	37.2	20	15	15	2	9	82	85.6	
at Florida Gulf Coast ^				27	59	.458	7	28	.250	13	20	.650	9	21	30	30.6	18	10	14	2	7	74	75.0	
Colorado State	11/21/18	65-78	L	24	66	.364	8	36	.222	9	16	.563	13	29	42	38.0	16	6	8	4	1	65	82.2	
vs. South Dakota St. ^				29	62	.468	11	22	.500	9	10	.900	5	34	39	32.0	16	10	6	0	2	78	75.5	
Colorado State	11/27/18	67-82	L	25	49	.510	10	23	.435	7	13	.538	2	15	17	35.0	9	15	10	1	3	67	80.0	
Southern Illinois				34	59	.576	9	24	.375	5	6	.833	10	24	34	32.3	16	23	8	0	5	82	76.4	
Colorado State	12/1/18	80-86	L	30	58	.517	10	23	.435	10	16	.625	3	26	29	34.2	21	11	12	1	6	80	80.0	
at Colorado				33	70	.471	6	21	.286	14	18	.778	12	28	40	33.2	15	17	8	2	2	86	77.6	
Colorado State	12/5/18																							
Arkansas																								
Colorado State	12/8/18																							
Sam Houston State																								
Colorado State	12/16/18																							
South Dakota																								
Colorado State	12/30/18																							
at Long Beach State																								
Colorado State	1/2/19																							
at UNLV*																								
Colorado State	1/5/19																							
at Fresno State*																								
Colorado State	1/8/19																							
Air Force*																								
Colorado State	1/12/19																							
New Mexico*																								
Colorado State	1/19/19																							
at Utah State*																								
Colorado State	1/23/19																							
at Nevada*																								
Colorado State	1/26/19																							
Fresno State*																								
Colorado State	1/29/19																							
Boise State*																								
Colorado State	2/2/19																							
at Air Force*																								
Colorado State	2/6/19																							
Nevada*																								
Colorado State	2/9/19																							
at Wyoming*																								
Colorado State	2/12/19																							
San Diego State*																								
Colorado State	2/20/19																							
at San Jose State*																								
Colorado State	2/23/19																							
Wyoming*																								
Colorado State	2/27/19																							
at Boise State*																								
Colorado State	3/2/19																							
at New Mexico*																								
Colorado State	3/5/19																							
Utah State*																								
Colorado State	3/9/19																							
UNLV*																								
Colorado State	3/13/19																							
MW Tournament																								



The Last Time The Rams Had...

Player score 25 points:

Kendle Moore (26), vs. Colorado Christian, Nov. 7, 2018

Player score 30 points:

Prentiss Nixon (31), at Arkansas, Dec. 5, 2017

Player score 35 points:

Gian Clavell (37), at San Diego State, Jan. 28, 2017

Player score 40 points:

Marcus Walker (43), vs. Tennessee State; Nov. 17, 2007

Player grab 15 rebounds:

Nico Carvacho (15), vs. Colorado Christian, Nov. 7, 2018

Player grab 20 rebounds:

Nico Carvacho (20), vs. San Jose State, Feb. 10, 2018

Player record a double-double:

Nico Carvacho (15p, 12r) at Colorado, Dec. 1, 2018

Two players record a double-double:

Nico Carvacho (13p, 14r), Prentiss Nixon (27p, 10r), at Nevada, Feb. 25, 2018

A player record a triple-double:

Never

A player dish out 10 assists:

John Gillon (11) vs. Nevada; Jan. 14, 2015

A player block 10 shots:

Never

A player collect five steals:

Kendle Moore (5), at Florida Gulf Coast, Nov. 20, 2018

A player hit five+ three-point baskets:

Anthony Masinton-Bonner (6-7), vs. Colorado Christian, Nov. 7, 2018

A player make 10 free throws:

Che Bob (10-12), at Utah State, Jan. 10, 2018

Two players score 20 points in a game:

Kendle Moore (26) and Anthony Masinton-Bonner (22) vs. Colorado Christian, Nov. 7, 2018

Three players score 20 points in a game:

Colton Iverson (26), Wes Eikmeier (22) and Dorian Green (20) vs. New Mexico; Feb. 23, 2013

A player hit a last-second shot to win a game:

Prentiss Nixon, vs. Long Beach State (W, 68-66), Dec. 23, 2017

Two players grab 10 rebounds in a game:

Nico Carvacho (14), Prentiss Nixon (10) , at Nevada, Feb. 25, 2018

Three players grab 10 rebounds in a game:

Emmanuel Omogbo (11), Gian Clavell (10), Nico Carvacho (10) vs San Diego State, Feb. 25, 2017

Five players score in double figures:

Anthony Masinton-Bonner (17), Kendle Moore (17), Nico Carvacho (16), Adam Thistlewood (12), Lorenzo Jenkins (11), at Florida Gulf Coast (Gulf Coast Showcase), Nov. 20, 2018

Six players score in double figures:

Nico Carvacho (18), J.D. Paige (14), Adam Thistlewood (14), Anthony Masinton-Bonner (13), Lorenzo Jenkins (10) and Kendle Moore (10), vs. Arkansas-Pine Bluff, Nov. 10, 2018

Seven players score in double figures:

vs. Fort Lewis; 1991-92

A player play an entire game:

Nico Carvacho (40 min.), vs. Utah State, March 7, 2018

The Last Time CSU...

Scored 100 points or more:

Nov. 7, 2018 -- CSU 100, Colorado Christian 66

Scored less than 50 points:

Nov. 20, 2016 - Stanford 56, CSU 49

Scored less than 50 points and won:

Dec. 5, 2007; CSU 44 , Denver 40

Allowed 100 points:

Feb. 28, 2017; New Mexico 108, Colorado State 87

Held an opponent to less than 40 points:

Nov. 21, 1999; CSU 73, Seattle University 31

Held an opponent to less than 50 points:

Feb. 4, 2017; CSU 69, UNLV 49

Had 50 rebounds:

Jan. 31, 2018, vs. Wyoming (51)

Had 30 assists:

Dec. 28, 1992, vs. Fort Lewis (30)

Had 10 steals:

Nov. 24, 2017, vs. Northwestern State (10)

Held an opponent to less than 25% shooting:

Jan. 17, 2015, at San José State (20.8)

Shot better than 70% from the field:

Dec. 15, 2001, vs. Denver (.710)

Shot under 30% from the field:

Nov. 20, 2016, at Stanford (14-47, .298)

Shot better than 90% from the free throw line:

Dec. 27, 2017, at Boise State (15-16, .938)

Attempted 40 free throws:

Feb. 10, 2016, vs. Boise State (30-41, .732)

Made 10 3-Pointers:

Dec. 1, 2018, at Colorado (10-23, .435)a

Won an overtime game:

Feb. 10, 2016, vs. Boise State, 97-93 (2ot)

Lost an overtime game:

Jan. 31, 2018, vs. Wyoming, L, 86-91 (2ot)

Played a double-overtime game:

Jan. 31, 2018, vs. Wyoming, L, 86-91 (2ot)

Played a triple-overtime game:

Feb. 2, 1988; Air Force 71, CSU 67

Defeated a Top 25 Team:

Jan. 19, 2013; CSU 66, #RV/23 UNLV 61

Had a 30-point win:

Nov. 7, 2018; CSU 100, Colorado Christian 66

Had a 40-point win:

Nov. 15, 2012; CSU 93, Chadron State 50

Had a 50-point win:

Jan. 14, 2015; CSU 98, Nevada 42

Won Back-to-Back Road Games:

Dec. 30, 2017 at San Jose State (59-52); Jan. 10, 2018 at Utah State (84-75),

Jan. 13, 2018 at Wyoming (78-73)

Had a Double-Figure Victory Over MW Team:

Feb. 10, 2018, vs. San Jose State (W, 90-79)



Colorado State - TEAM GAME HIGHS

POINTS	100..... COLORADO CHRISTIAN (11/7/18)
	92..... ARKANSAS-PINE BLUFF (11/10/18)
	82..... at Florida Gulf Coast (11/20/18)
	81..... MONTANA STATE (11/14/18)
	80..... at Colorado (12/01/18)
FIELD GOALS MADE	34..... COLORADO CHRISTIAN (11/7/18)
	31..... at Florida Gulf Coast (11/20/18)
FIELD GOAL ATTEMPTS	66..... vs South Dakota St. (11/21/18)
	65..... vs Louisiana (11/19/18)
	65..... COLORADO CHRISTIAN (11/7/18)
FIELD GOAL PERCENTAGE	.596 (31-52)..... at Florida Gulf Coast (11/20/18)
	.540 (27-50)..... ARKANSAS-PINE BLUFF (11/10/18)
3 PT FIELD GOALS MADE	16..... COLORADO CHRISTIAN (11/7/18)
	12..... ARKANSAS-PINE BLUFF (11/10/18)
3 PT FG ATTEMPTS	36..... vs South Dakota St. (11/21/18)
	31..... COLORADO CHRISTIAN (11/7/18)
3 PT FG PERCENTAGE	.522 (12-23)..... ARKANSAS-PINE BLUFF (11/10/18)
	.516 (16-31)..... COLORADO CHRISTIAN (11/7/18)
FREE THROWS MADE	26..... ARKANSAS-PINE BLUFF (11/10/18)
	21..... MONTANA STATE (11/14/18)
FREE THROW ATTEMPTS	30..... ARKANSAS-PINE BLUFF (11/10/18)
	28..... MONTANA STATE (11/14/18)
FREE THROW PERCENTAGE	.867 (26-30)..... ARKANSAS-PINE BLUFF (11/10/18)
	.800 (16-20)..... COLORADO CHRISTIAN (11/7/18)
REBOUNDS	49..... COLORADO CHRISTIAN (11/7/18)
	42..... vs South Dakota St. (11/21/18)
ASSISTS	21..... ARKANSAS-PINE BLUFF (11/10/18)
	21..... COLORADO CHRISTIAN (11/7/18)
STEALS	9..... at Florida Gulf Coast (11/20/18)
	9..... vs Louisiana (11/19/18)
BLOCKED SHOTS	4..... vs South Dakota St. (11/21/18)
	2..... at Florida Gulf Coast (11/20/18)
	2..... vs Louisiana (11/19/18)
	2..... COLORADO CHRISTIAN (11/7/18)
TURNOVERS	20..... vs Louisiana (11/19/18)
	15..... at Florida Gulf Coast (11/20/18)
FOULS	21..... at Colorado (12/01/18)
	20..... at Florida Gulf Coast (11/20/18)

Opponent - GAME HIGHS

POINTS	91..... vs Louisiana (11/19/18)
	86..... at Colorado (12/01/18)
	82..... SOUTHERN ILLINOIS (11/27/18)
	78..... vs South Dakota St. (11/21/18)
	77..... MONTANA STATE (11/14/18)
FIELD GOALS MADE	34..... SOUTHERN ILLINOIS (11/27/18)
	33..... at Colorado (12/01/18)
FIELD GOAL ATTEMPTS	70..... at Colorado (12/01/18)
	62..... vs South Dakota St. (11/21/18)
FIELD GOAL PERCENTAGE	.576 (34-59)..... SOUTHERN ILLINOIS (11/27/18)
	.482 (27-56)..... vs Louisiana (11/19/18)
3 PT FIELD GOALS MADE	14..... MONTANA STATE (11/14/18)
	14..... COLORADO CHRISTIAN (11/7/18)
3 PT FG ATTEMPTS	35..... MONTANA STATE (11/14/18)
	29..... vs Louisiana (11/19/18)
3 PT FG PERCENTAGE	.500 (14-28)..... COLORADO CHRISTIAN (11/7/18)
	.500 (11-22)..... vs South Dakota St. (11/21/18)
FREE THROWS MADE	24..... vs Louisiana (11/19/18)
	18..... ARKANSAS-PINE BLUFF (11/10/18)
FREE THROW ATTEMPTS	30..... vs Louisiana (11/19/18)
	27..... ARKANSAS-PINE BLUFF (11/10/18)
FREE THROW PERCENTAGE	.900 (9-10)..... vs South Dakota St. (11/21/18)
	.833 (5-6)..... SOUTHERN ILLINOIS (11/27/18)
REBOUNDS	40..... at Colorado (12/01/18)
	39..... vs South Dakota St. (11/21/18)
ASSISTS	23..... SOUTHERN ILLINOIS (11/27/18)
	17..... at Colorado (12/01/18)
	17..... vs Louisiana (11/19/18)
STEALS	12..... vs Louisiana (11/19/18)
	7..... at Florida Gulf Coast (11/20/18)
BLOCKED SHOTS	6..... vs Louisiana (11/19/18)
	2..... at Colorado (12/01/18)
	2..... at Florida Gulf Coast (11/20/18)
TURNOVERS	16..... vs Louisiana (11/19/18)
	15..... MONTANA STATE (11/14/18)
FOULS	26..... MONTANA STATE (11/14/18)
	26..... ARKANSAS-PINE BLUFF (11/10/18)

Colorado State - TEAM GAME LOWS

POINTS	65..... vs South Dakota St. (11/21/18)
	67..... SOUTHERN ILLINOIS (11/27/18)
	73..... vs Louisiana (11/19/18)
	80..... at Colorado (12/01/18)
	81..... MONTANA STATE (11/14/18)
FIELD GOALS MADE	24..... vs South Dakota St. (11/21/18)
	25..... SOUTHERN ILLINOIS (11/27/18)
FIELD GOAL ATTEMPTS	49..... SOUTHERN ILLINOIS (11/27/18)
	50..... ARKANSAS-PINE BLUFF (11/10/18)
FIELD GOAL PERCENTAGE	.364 (24-66)..... vs South Dakota St. (11/21/18)
	.435 (27-62)..... MONTANA STATE (11/14/18)
3 PT FIELD GOALS MADE	6..... MONTANA STATE (11/14/18)
	7..... at Florida Gulf Coast (11/20/18)
3 PT FG ATTEMPTS	17..... at Florida Gulf Coast (11/20/18)
	23..... ARKANSAS-PINE BLUFF (11/10/18)
	23..... SOUTHERN ILLINOIS (11/27/18)
	23..... at Colorado (12/01/18)
3 PT FG PERCENTAGE	.200 (6-30)..... MONTANA STATE (11/14/18)
	.222 (8-36)..... vs South Dakota St. (11/21/18)
FREE THROWS MADE	7..... vs Louisiana (11/19/18)
	7..... SOUTHERN ILLINOIS (11/27/18)
FREE THROW ATTEMPTS	11..... vs Louisiana (11/19/18)
	13..... SOUTHERN ILLINOIS (11/27/18)
FREE THROW PERCENTAGE	.538 (7-13)..... SOUTHERN ILLINOIS (11/27/18)
	.563 (9-16)..... vs South Dakota St. (11/21/18)
REBOUNDS	17..... SOUTHERN ILLINOIS (11/27/18)
	29..... at Colorado (12/01/18)
ASSISTS	6..... vs South Dakota St. (11/21/18)
	9..... MONTANA STATE (11/14/18)
STEALS	1..... vs South Dakota St. (11/21/18)
	3..... ARKANSAS-PINE BLUFF (11/10/18)
	3..... SOUTHERN ILLINOIS (11/27/18)
BLOCKED SHOTS	1..... ARKANSAS-PINE BLUFF (11/10/18)
	1..... MONTANA STATE (11/14/18)
	1..... SOUTHERN ILLINOIS (11/27/18)
	1..... at Colorado (12/01/18)
TURNOVERS	7..... COLORADO CHRISTIAN (11/7/18)
	7..... MONTANA STATE (11/14/18)
FOULS	9..... SOUTHERN ILLINOIS (11/27/18)
	10..... COLORADO CHRISTIAN (11/7/18)

Opponent - GAME LOWS

POINTS	66..... COLORADO CHRISTIAN (11/7/18)
	67..... ARKANSAS-PINE BLUFF (11/10/18)
	74..... at Florida Gulf Coast (11/20/18)
	77..... MONTANA STATE (11/14/18)
	78..... vs South Dakota St. (11/21/18)
FIELD GOALS MADE	20..... COLORADO CHRISTIAN (11/7/18)
	22..... ARKANSAS-PINE BLUFF (11/10/18)
FIELD GOAL ATTEMPTS	56..... vs Louisiana (11/19/18)
	58..... COLORADO CHRISTIAN (11/7/18)
	58..... ARKANSAS-PINE BLUFF (11/10/18)
	58..... MONTANA STATE (11/14/18)
FIELD GOAL PERCENTAGE	.345 (20-58)..... COLORADO CHRISTIAN (11/7/18)
	.379 (22-58)..... ARKANSAS-PINE BLUFF (11/10/18)
3 PT FIELD GOALS MADE	5..... ARKANSAS-PINE BLUFF (11/10/18)
	6..... at Colorado (12/01/18)
3 PT FG ATTEMPTS	19..... ARKANSAS-PINE BLUFF (11/10/18)
	21..... at Colorado (12/01/18)
3 PT FG PERCENTAGE	.250 (7-28)..... at Florida Gulf Coast (11/20/18)
	.263 (5-19)..... ARKANSAS-PINE BLUFF (11/10/18)
FREE THROWS MADE	5..... SOUTHERN ILLINOIS (11/27/18)
	9..... MONTANA STATE (11/14/18)
	9..... vs South Dakota St. (11/21/18)
FREE THROW ATTEMPTS	6..... SOUTHERN ILLINOIS (11/27/18)
	10..... vs South Dakota St. (11/21/18)
FREE THROW PERCENTAGE	.650 (13-20)..... at Florida Gulf Coast (11/20/18)
	.667 (18-27)..... ARKANSAS-PINE BLUFF (11/10/18)
REBOUNDS	25..... COLORADO CHRISTIAN (11/7/18)
	30..... at Florida Gulf Coast (11/20/18)
ASSISTS	9..... ARKANSAS-PINE BLUFF (11/10/18)
	10..... at Florida Gulf Coast (11/20/18)
	10..... vs South Dakota St. (11/21/18)
STEALS	2..... vs South Dakota St. (11/21/18)
	2..... at Colorado (12/01/18)
BLOCKED SHOTS	0..... four times
TURNOVERS	6..... vs South Dakota St. (11/21/18)
	8..... four times
FOULS	14..... COLORADO CHRISTIAN (11/7/18)
	15..... at Colorado (12/01/18)



GAME 9 - ARKANSAS

Colorado State - INDIVIDUAL GAME HIGHS

Points	26.....MOORE,Kendle vs Colorado Christian (11/7/18)
	23.....PAIGE,J.D. vs Montana State (11/14/18)
	22.....MASINTON-BONNER,A. vs Colorado Christian (11/7/18)
	21.....MARTIN,Kris at Colorado (12/01/18)
	20.....MASINTON-BONNER,A. vs South Dakota St. (11/21/18)
Field Goals Made	9.....PAIGE,J.D. vs Montana State (11/14/18)
	9.....MOORE,Kendle vs Colorado Christian (11/7/18)
Field Goal Att.	16.....PAIGE,J.D. vs Montana State (11/14/18)
	15.....JENKINS,Lorenzo vs Colorado Christian (11/7/18)
FG Pct (min 5 made)	.889 (8-9).....MASINTON-BONNER,A. vs Colorado Christian (11/7/18)
	.818 (9-11).....MOORE,Kendle vs Colorado Christian (11/7/18)
3-Point FG Made	6.....MASINTON-BONNER,A. vs Colorado Christian (11/7/18)
	4.....MASINTON-BONNER,A. at Colorado (12/01/18)
	4.....JENKINS,Lorenzo vs Montana State (11/14/18)
	4.....PAIGE,J.D. vs Arkansas-Pine Bluff (11/10/18)
	4.....MOORE,Kendle vs Colorado Christian (11/7/18)
3-Point FG Att.	8.....PAIGE,J.D. vs South Dakota St. (11/21/18)
	7.....MOORE,Kendle vs South Dakota St. (11/21/18)
	7.....PAIGE,J.D. vs Montana State (11/14/18)
	7.....MASINTON-BONNER,A. vs Arkansas-Pine Bluff (11/10/18)
	7.....JENKINS,Lorenzo vs Colorado Christian (11/7/18)
	7.....MASINTON-BONNER,A. vs Colorado Christian (11/7/18)
3-Pt FG Pct (min 2 made)	1.000 (2-2).....MOORE,Kendle vs Southern Illinois (11/27/18)
	.857 (6-7).....MASINTON-BONNER,A. vs Colorado Christian (11/7/18)
Free Throws Made	9.....THISTLEWOOD,Adam vs Arkansas-Pine Bluff (11/10/18)
	7.....MOORE,Kendle vs Montana State (11/14/18)
Free Throw Att.	10.....THISTLEWOOD,Adam vs Arkansas-Pine Bluff (11/10/18)
	8.....CARVACHO,Nico at Colorado (12/01/18)
	8.....CARVACHO,Nico vs Arkansas-Pine Bluff (11/10/18)
FT Pct (min 3 made)	1.000 (7-7).....MOORE,Kendle vs Montana State (11/14/18)
	1.000 (4-4).....BERWICK,Robbie vs Arkansas-Pine Bluff (11/10/18)
	1.000 (4-4).....THISTLEWOOD,Adam vs Colorado Christian (11/7/18)
	1.000 (3-3).....THISTLEWOOD,Adam vs Louisiana (11/19/18)
	1.000 (3-3).....RYAN,Logan vs Arkansas-Pine Bluff (11/10/18)
Rebounds	15.....CARVACHO,Nico vs Colorado Christian (11/7/18)
	13.....CARVACHO,Nico vs Montana State (11/14/18)
Assists	6.....PAIGE,J.D. vs Arkansas-Pine Bluff (11/10/18)
	6.....BERWICK,Robbie vs Colorado Christian (11/7/18)
Steals	5.....MOORE,Kendle at Florida Gulf Coast (11/20/18)
	3.....MOORE,Kendle at Colorado (12/01/18)
	3.....MASINTON-BONNER,A. vs Montana State (11/14/18)
Blocked Shots	2.....THISTLEWOOD,Adam vs South Dakota St. (11/21/18)
	2.....TYSON,Zo vs Louisiana (11/19/18)
Turnovers	6.....MOORE,Kendle vs Louisiana (11/19/18)
	4.....CARVACHO,Nico at Colorado (12/01/18)
	4.....CARVACHO,Nico vs Southern Illinois (11/27/18)
	4.....MOORE,Kendle at Florida Gulf Coast (11/20/18)
	5.....CARVACHO,Nico at Florida Gulf Coast (11/20/18)
	4.....CARVACHO,Nico at Colorado (12/01/18)
	4.....THISTLEWOOD,Adam at Colorado (12/01/18)
	4.....MARTIN,Kris at Colorado (12/01/18)
	4.....MASINTON-BONNER,A. vs South Dakota St. (11/21/18)
	4.....MOORE,Kendle at Florida Gulf Coast (11/20/18)
	4.....RYAN,Logan at Florida Gulf Coast (11/20/18)
	4.....MASINTON-BONNER,A. at Florida Gulf Coast (11/20/18)
	4.....PAIGE,J.D. vs Louisiana (11/19/18)
	4.....MASINTON-BONNER,A. vs Montana State (11/14/18)
	4.....CARVACHO,Nico vs Montana State (11/14/18)
	4.....MOORE,Kendle vs Arkansas-Pine Bluff (11/10/18)
	4.....RYAN,Logan vs Colorado Christian (11/7/18)
Fouls	36.....CARVACHO,Nico at Colorado (12/01/18)
	35.....PAIGE,J.D. vs South Dakota St. (11/21/18)
	35.....MOORE,Kendle vs Louisiana (11/19/18)
	35.....MOORE,Kendle vs Montana State (11/14/18)
	35.....PAIGE,J.D. vs Montana State (11/14/18)
Minutes	

Opponent - INDIVIDUAL GAME HIGHS

Points	41.....McKNIGHT,Martayeous vs Arkansas-Pine Bluff (11/10/18)
	32.....JENKINS, David vs South Dakota St. (11/21/18)
	30.....HALL, Tyler vs Montana State (11/14/18)
	23.....BEY,Tyler at Colorado (12/01/18)
	21.....HUUN,Collin vs Colorado Christian (11/7/18)
Field Goals Made	13.....JENKINS, David vs South Dakota St. (11/21/18)
	13.....McKNIGHT,Martayeous vs Arkansas-Pine Bluff (11/10/18)
Field Goal Att.	27.....McKNIGHT,Martayeous vs Arkansas-Pine Bluff (11/10/18)
	23.....JENKINS, David vs South Dakota St. (11/21/18)
FG Pct (min 5 made)	.750 (6-8).....COOK,Aaron vs Southern Illinois (11/27/18)
	.727 (8-11).....PIPPEN,Kavon vs Southern Illinois (11/27/18)
3-Point FG Made	7.....HALL, Tyler vs Montana State (11/14/18)
	6.....HUUN,Collin vs Colorado Christian (11/7/18)
3-Point FG Att.	16.....HALL, Tyler vs Montana State (11/14/18)
	10.....CASIMIR, Schadrac at Florida Gulf Coast (11/20/18)
	10.....McKNIGHT,Martayeous vs Arkansas-Pine Bluff (11/10/18)
3-Pt FG Pct (min 2 made)	1.000 (2-2).....MURRELL,Tyler vs Colorado Christian (11/7/18)
	.750 (3-4).....COOK,Aaron vs Southern Illinois (11/27/18)
Free Throws Made	10.....McKNIGHT,Martayeous vs Arkansas-Pine Bluff (11/10/18)
	9.....BEY,Tyler at Colorado (12/01/18)
Free Throw Att.	11.....McKNIGHT,Martayeous vs Arkansas-Pine Bluff (11/10/18)
	10.....CHEATHAM, Haanif at Florida Gulf Coast (11/20/18)
	10.....DOSS,Shaun vs Arkansas-Pine Bluff (11/10/18)
FT Pct (min 3 made)	1.000 (9-9).....BEY,Tyler at Colorado (12/01/18)
	1.000 (4-4).....LLOYD,Sean vs Southern Illinois (11/27/18)
	1.000 (4-4).....MARQUETTI, Malik vs Louisiana (11/19/18)
	1.000 (3-3).....JENKINS, David vs South Dakota St. (11/21/18)
	1.000 (3-3).....HUUN,Collin vs Colorado Christian (11/7/18)
Rebounds	10.....SIEWERT,Lucas at Colorado (12/01/18)
	10.....BEY,Tyler at Colorado (12/01/18)
Assists	11.....WRIGHT,McKinley at Colorado (12/01/18)
	7.....MCGILL,Eric vs Southern Illinois (11/27/18)
	7.....FREY, Harald vs Montana State (11/14/18)
Steals	4.....STROMAN, Marcus vs Louisiana (11/19/18)
	3.....MERCURIUS, Dinero at Florida Gulf Coast (11/20/18)
Blocked Shots	4.....GANT, JaKeenan vs Louisiana (11/19/18)
	1.....WRIGHT,Namon at Colorado (12/01/18)
	1.....BEY,Tyler at Colorado (12/01/18)
	1.....CARLYLE, Christian at Florida Gulf Coast (11/20/18)
	1.....MERCURIUS, Dinero at Florida Gulf Coast (11/20/18)
	1.....STROMAN, Marcus vs Louisiana (11/19/18)
	1.....DAVIS, Jerekus vs Louisiana (11/19/18)
	1.....HARUNA, Usman vs Montana State (11/14/18)
Turnovers	4.....MARQUETTI, Malik vs Louisiana (11/19/18)
	4.....STROMAN, Marcus vs Louisiana (11/19/18)
Fouls	5.....CARLYLE, Christian at Florida Gulf Coast (11/20/18)
	5.....ERNST, Brady at Florida Gulf Coast (11/20/18)
	5.....HALL, Tyler vs Montana State (11/14/18)
	5.....BLEVINS, Keljin vs Montana State (11/14/18)
	5.....FREY, Harald vs Montana State (11/14/18)
	5.....BANKS,Trevor vs Arkansas-Pine Bluff (11/10/18)

Colorado State Team Game-by-Game Comparison

Opponent	1st	2nd	Score	Mar	Total FG	FG Pct	3-Pointers	3FG Pct	Free Throws	FT Pct	Rebounds	Mar	Assist	TOver	Block	Steal	Fouls
COLO. CHRISTIAN^	53/29	47/37	100-66	+34	34-65/20-58	.523/.345	16-31/14-28	.516/.500	16-20/12-15	.800/.800	49/25	+24	21/11	7/8	2/0	5/3	10/14
ARK.-PINE BLUFF	47/28	45/39	92-67	+25	27-50/22-58	.540/.379	12-23/5-19	.522/.263	26-30/18-27	.867/.667	35/32	+3	21/9	8/8	1/0	3/3	18/26
MONTANA STATE	34/32	47/45	81-77	+4	27-62/27-58	.435/.466	6-30/14-35	.200/.400	21-28/9-13	.750/.692	33/35	(2)	9/14	7/15	1/1	8/3	16/26
vs. Louisiana ^	26/40	47/51	73-91	(18)	29-65/27-56	.446/.482	8-24/13-29	.333/.448	7-11/24-30	.636/.800	38/31	+7	14/17	20/16	2/6	9/12	19/17
at Florida Gulf Coast ^	40/32	42/42	82-74	+8	31-52/27-59	.596/.458	7-17/7-28	.412/.250	13-21/13-20	.619/.650	31/30	+1	15/10	15/14	2/2	9/7	20/18
vs. South Dakota St. ^	32/48	33/30	65-78	(13)	24-66/29-62	.364/.468	8-36/11-22	.222/.500	9-16/9-10	.563/.900	42/39	+3	6/10	8/6	4/0	1/2	16/16
SOUTHERN ILLINOIS	40/45	27/37	67-82	(15)	25-49/34-59	.510/.576	10-23/9-24	.435/.375	7-13/5-6	.538/.833	17/34	(17)	15/23	10/8	1/0	3/5	9/16
at Colorado	32/29	48/57	80-86	(6)	30-58/33-70	.517/.471	10-23/6-21	.435/.286	10-16/14-18	.625/.778	29/40	(11)	11/17	12/8	1/2	6/2	21/15

ARKANSAS

SAM HOUSTON ST.

SOUTH DAKOTA

at Long Beach State

at UNLV*

at Fresno State*

AIR FORCE*

NEW MEXICO*

at Utah State*

at Nevada*

FRESNO STATE*

BOISE STATE*

at Air Force*

NEVADA*

at Wyoming*

SAN DIEGO STATE*

at San Jose State*

WYOMING*

at Boise State*

at New Mexico*

UTAH STATE*

UNLV*

MW Tournament

Note: Game Totals Are Displayed In The Format Team/Opponent For Each Category

Colorado State Men's Basketball Records - Individual CSU Career History - Returners Only

BERWICK, Robbie				Total			3-Point			F-Throw			Rebounds															
Year	GP	GS	Min	Avg	FG	FGA	Pct	FG	FGA	Pct	FT	FTA	Pct	Off	Def	Tot	Avg	PF	FO	Ast	TO	Blk	Stl	Pts	Avg			
2017-18	21	0	203	9.7	17	45	.378	8	24	.333	10	14	.714	4	8	12	0.6	19	0	17	7	0	6	52	2.5			
2018-19	5	0	65	13.0	0	12	.000	0	8	.000	4	4	1.000	3	5	8	1.6	4	0	10	5	0	0	4	0.8			
TOTAL	26	0	268	10.3	17	57	.298	8	32	.250	14	18	.778	7	13	20	0.8	23	0	27	12	0	6	56	2.2			

CARVACHO, Nico				Total			3-Point			F-Throw			Rebounds													
Year	GP	GS	Min	Avg	FG	FGA	Pct	FG	FGA	Pct	FT	FTA	Pct	Off	Def	Tot	Avg	PF	FO	Ast	TO	Blk	Stl	Pts	Avg	
2016-17	36	33	789	21.9	72	134	.537	1	3	.333	50	84	.595	85	120	205	5.7	99	3	44	42	18	15	195	5.4	
2017-18	32	32	919	28.7	107	211	.507	6	16	.375	73	120	.608	125	206	331	10.3	107	6	71	64	22	23	293	9.2	
2018-19	8	8	224	28.0	37	70	.529	0	2	.000	22	43	.512	23	60	83	10.4	24	1	12	18	4	6	96	12.0	
TOTAL	76	73	1932	25.4	216	415	.520	7	21	.333	145	247	.587	233	386	619	8.1	230	10	127	124	44	44	584	7.7	

JENKINS, Lorenzo				Total			3-Point			F-Throw			Rebounds													
Year	GP	GS	Min	Avg	FG	FGA	Pct	FG	FGA	Pct	FT	FTA	Pct	Off	Def	Tot	Avg	PF	FO	Ast	TO	Blk	Stl	Pts	Avg	
2017-18	31	1	423	13.6	39	97	.402	22	54	.407	11	20	.550	15	49	64	2.1	35	0	5	20	3	3	111	3.6	
2018-19	8	8	180	22.5	26	62	.419	16	38	.421	6	7	.857	8	19	27	3.4	10	0	6	8	4	6	74	9.3	
TOTAL	39	9	603	15.5	65	159	.409	38	92	.413	17	27	.630	23	68	91	2.3	45	0	11	28	7	9	185	4.7	

MASINTON-BONNER, Anthony				Total			3-Point			F-Throw			Rebounds												
Year	GP	GS	Min	Avg	FG	FGA	Pct	FG	FGA	Pct	FT	FTA	Pct	Off	Def	Tot	Avg	PF	FO	Ast	TO	Blk	Stl	Pts	Avg
2016-17	36	0	529	14.7	42	106	.396	18	55	.327	28	30	.933	3	42	45	1.3	43	0	16	13	0	10	130	3.6
2017-18	32	21	866	27.1	99	221	.448	41	95	.432	46	56	.821	8	78	86	2.7	69	3	43	45	2	20	285	8.9
2018-19	8	8	247	30.9	43	76	.566	21	44	.477	16	20	.800	6	14	20	2.5	19	0	15	9	0	9	123	15.4
TOTAL	76	29	1642	21.6	184	403	.457	80	194	.412	90	106	.849	17	134	151	2.0	131	3	74	67	2	39	538	7.1

PAIGE,J.D.				Total			3-Point			F-Throw			Rebounds														
Year	GP	GS	Min	Avg	FG	FGA	Pct	FG	FGA	Pct	FT	FTA	Pct	Off	Def	Tot	Avg	PF	FO	Ast	TO	Blk	Stl	Pts	Avg		
2015-16	34	1	573	16.9	53	157	.338	23	71	.324	39	52	.750	8	53	61	1.8	58	0	46	31	7	12	168	4.9		
2016-17	36	36	1171	32.5	101	272	.371	45	129	.349	71	90	.789	10	80	90	2.5	77	3	91	66	23	32	318	8.8		
2017-18	23	22	721	31.3	85	241	.353	34	114	.298	36	46	.783	16	52	68	3.0	51	0	58	57	6	27	240	10.4		
2018-19	7	7	227	32.4	42	82	.512	13	33	.394	9	12	.750	2	31	33	4.7	11	0	21	8	0	5	106	15.1		
TOTAL	100	66	2692	26.9	281	752	.374	115	347	.331	155	200	.775	36	216	252	2.5	197	3	216	162	36	76	832	8.3		

RYAN, Logan				Total			3-Point			F-Throw			Rebounds												
Year	GP	GS	Min	Avg	FG	FGA	Pct	FG	FGA	Pct	FT	FTA	Pct	Off	Def	Tot	Avg	PF	FO	Ast	TO	Blk	Stl	Pts	Avg
2017-18	21	1	173	8.2	17	30	.567	7	15	.467	8	14	.571	12	23	35	1.7	31	1	6	4	3	1	49	2.3
2018-19	6	0	69	11.5	6	10	.600	0	1	.000	4	5	.800	4	12	16	2.7	13	0	8	7	0	1	16	2.7
TOTAL	27	1	242	9.0	23	40	.575	7	16	.438	12	19	.632	16	35	51	1.9	44	1	14	11	3	2	65	2.4



Last Time Out - Colorado State at Colorado -- 12/1/18

Official Basketball Box Score -- Game Totals -- Final Statistics

Colorado State vs Colorado

12/01/18 1:00 pm at Boulder, Colo. (CU Events Center)

VISITORS: Colorado State 4-4

##	Player		tot-fg		3-pt		rebounds					pf	tp	a	to	blk	s	min
			fg	fga	fg	fga	ft	fta	of	de	tot							
32	CARVACHO,Nico	c	6	11	0	0	3	8	2	10	12	4	15	2	4	1	1	36
03	MOORE,Kendle	g	1	5	1	3	0	0	0	1	1	3	3	4	1	0	3	28
13	JENKINS,Lorenzo	g	1	2	0	1	2	2	0	1	1	1	4	0	1	0	1	14
15	MASINTON-BONNER,A.	g	5	7	4	5	0	0	0	3	3	3	14	0	2	0	0	30
22	PAIGE,J.D.	g	7	14	1	4	2	2	0	6	6	2	17	3	3	0	0	32
01	TYSON,Zo		0	0	0	0	0	0	0	0	0	0	0	0	0	0	1	5
30	MARTIN,Kris		8	14	3	6	2	2	1	2	3	4	21	1	1	0	0	30
31	THISTLEWOOD,Adam		2	5	1	4	1	2	0	2	2	4	6	1	0	0	0	25
TEAM										1	1							
Totals.....			30	58	10	23	10	16	3	26	29	21	80	11	12	1	6	200

TOTAL FG% 1st Half: 13-26 50.0% 2nd Half: 17-32 53.1% Game: 51.7% DEADBALL
 3-Pt. FG% 1st Half: 5-11 45.5% 2nd Half: 5-12 41.7% Game: 43.5% REBOUNDS
 F Throw % 1st Half: 1-5 20.0% 2nd Half: 9-11 81.8% Game: 62.5% 3

HOME TEAM: Colorado 5-1

##	Player		tot-fg		3-pt		rebounds					pf	tp	a	to	blk	s	min
			fg	fga	fg	fga	ft	fta	of	de	tot							
23	Lucas Siewert	f	7	11	2	4	0	1	2	8	10	1	16	1	2	0	0	32
00	Shane Gatling	g	5	13	3	8	0	0	0	1	1	1	13	1	1	0	0	26
01	Tyler Bey	g	7	11	0	1	9	9	2	8	10	2	23	0	2	1	0	22
05	D'Shawn Schwartz	g	0	3	0	1	0	0	1	1	2	1	0	0	1	0	0	16
25	McKinley Wright	g	8	12	0	1	2	3	1	6	7	2	18	11	2	0	2	35
02	Daylen Kountz		1	1	0	0	1	2	0	0	0	0	3	0	0	0	0	4
13	Namon Wright		1	3	1	2	1	2	0	1	1	2	4	1	0	1	0	16
14	Deleon Brown		1	7	0	3	0	0	0	0	0	2	2	1	0	0	0	23
21	Evan Battey		3	9	0	1	1	1	3	2	5	4	7	2	0	0	0	26
TEAM									3	1	4							
Totals.....			33	70	6	21	14	18	12	28	40	15	86	17	8	2	2	200

TOTAL FG% 1st Half: 12-36 33.3% 2nd Half: 21-34 61.8% Game: 47.1% DEADBALL
 3-Pt. FG% 1st Half: 3-14 21.4% 2nd Half: 3-7 42.9% Game: 28.6% REBOUNDS
 F Throw % 1st Half: 2-4 50.0% 2nd Half: 12-14 85.7% Game: 77.8% 3

Officials: Scott Brown,Kevin Brill,Mike Scyphers
 Technical fouls: Colorado State-None. Colorado-None.
 Attendance: 7887

Score by Periods	1st	2nd	Total
Colorado State	32	48	80
Colorado	29	57	86

Points in the paint-CSU 36,COLO 48. Points off turnovers-CSU 10,COLO 12.
 2nd chance points-CSU 4,COLO 4. Fast break points-CSU 16,COLO 14.
 Bench points-CSU 27,COLO 16. Score tied-2 times. Lead changed-12 times.

Last FG-CSU 2nd-00:12, COLO 2nd-00:39.
 Largest lead-CSU by 7 1st-13:15, COLO by 11 2nd-06:19.
 CSU led for 18:36. COLO led for 20:29. Game was tied for 00:55.



Last Year's Meeting - Colorado State at Arkansas -- 12/5/17

Official Basketball Box Score -- Game Totals -- Final Statistics

Colorado State vs Arkansas

12/5/17 7 p.m. at Fayetteville, Ark. (Bud Walton Arena)

VISITORS: Colorado State 4-5

##	Player		tot-fg		3-pt		rebounds			pf	tp	a	to	blk	s	min
			fg	fga	fg	fga	ft	fta	of	de	tot					
10	BOB,Che	f	1	4	1	2	1	4	1	0	1	3	4	2	3	23
20	JAMES,Deion	f	2	6	0	1	1	1	2	3	5	2	5	2	4	23
32	CARVACHO,Nico	c	1	3	0	0	1	4	2	7	9	2	3	1	2	18
11	NIXON,Prentiss	g	8	13	5	8	10	11	0	4	4	4	31	0	1	34
22	PAIGE,J.D.	g	2	10	2	7	0	0	1	3	4	3	6	1	6	28
03	MITCHELL,Raquan		3	4	0	1	2	2	3	2	5	0	8	0	0	26
13	JENKINS, Lorenzo		0	4	0	3	0	0	0	2	2	2	0	0	1	17
14	BERWICK,Robbie		0	2	0	1	0	0	0	1	1	1	0	1	0	4
15	MASINTON-BONNER, A.		2	6	1	2	4	4	1	3	4	0	9	1	0	25
21	RYAN,Logan		0	0	0	0	0	2	0	0	0	1	0	0	0	2
TEAM									3		3			2		
Totals.....			19	52	9	25	19	28	13	25	38	18	66	8	19	200

TOTAL FG% 1st Half: 10-32 31.3%

3-Pt. FG% 1st Half: 3-14 21.4%

F Throw % 1st Half: 6-9 66.7%

2nd Half: 9-20 45.0%

2nd Half: 6-11 54.5%

2nd Half: 13-19 68.4%

Game: 36.5%

Game: 36.0%

Game: 67.9%

DEADBALL

REBOUNDS

4,2

HOME TEAM: Arkansas 6-2

##	Player		tot-fg		3-pt		rebounds			pf	tp	a	to	blk	s	min
			fg	fga	fg	fga	ft	fta	of	de	tot					
01	THOMPSON,Trey	f	1	2	0	0	0	0	1	1	2	2	2	3	0	15
13	THOMAS,Dustin	f	2	4	0	0	2	2	0	2	2	2	6	2	0	16
00	BARFORD,Jaylen	g	7	13	3	6	2	4	1	4	5	2	19	3	1	25
04	MACON,Daryl	g	4	8	0	4	1	1	0	0	0	2	9	7	1	26
31	BEARD,Anton	g	3	8	1	4	2	2	1	2	3	3	9	2	0	26
02	BAILEY,Adrio		0	0	0	0	0	0	0	0	0	1	0	1	0	9
05	COOK,Arlando		0	3	0	0	0	0	1	3	4	1	0	2	0	15
10	GAFFORD,Daniel		5	9	0	0	4	7	2	4	6	2	14	0	0	16
14	PLUMMER,JT		0	0	0	0	0	0	0	0	0	0	0	0	0	1
15	HOLMES,Jonathan		1	2	0	1	0	0	0	0	0	1	2	0	0	2
20	HALL,Darius		3	7	2	4	0	0	0	3	3	1	8	0	2	18
22	OSABUOHIEN,Gabe		2	2	0	0	0	0	1	2	3	4	4	0	1	8
23	JONES,CJ		7	9	3	5	2	2	0	1	1	1	19	2	0	23
TEAM										2	2					
Totals.....			35	67	9	24	13	18	7	24	31	22	92	22	5	200

TOTAL FG% 1st Half: 18-35 51.4%

3-Pt. FG% 1st Half: 4-11 36.4%

F Throw % 1st Half: 7-11 63.6%

2nd Half: 17-32 53.1%

2nd Half: 5-13 38.5%

2nd Half: 6-7 85.7%

Game: 52.2%

Game: 37.5%

Game: 72.2%

DEADBALL

REBOUNDS

3,1

Officials: Doug Shows, Tony Henderson, Patrick Evans

Technical fouls: Colorado State-None. Arkansas-None.

Attendance: 13634

Score by Periods	1st	2nd	Total
Colorado State	29	37	66
Arkansas	47	45	92

Points in the paint-CSU 20,AR 38. Points off turnovers-CSU 6,AR 27.

2nd chance points-CSU 18,AR 8. Fast break points-CSU 7,AR 16.

Bench points-CSU 17,AR 47. Score tied-0 times. Lead changed-1 time.

Last FG-CSU 2nd-01:27, AR 2nd-00:42.

Largest lead-CSU by 11 1st-16:10, AR by 29 2nd-05:43.

CSU led for 07:34. AR led for 32:05. Game was tied for 00:21.





THIS YEAR'S BOX SCORES - GAME 1-6

Game 1 - Colorado State 100, Colorado Christian 66 Nov. 7, 2018 - Fort Collins, Colo. (Moby Arena)

		reb.										
Player	fg-a	3p-a	ft-a	o-d	tot	pf	tp	a	to	blk	s	min
Engesser, Justin	f 3-10	3-5	0-0	3-3	6	3	9	3	1	0	0	29
Hoffman, Spencer	c 1-2	0-0	0-0	0-2	2	2	1	0	1	0	0	12
Hanson, Jeremiah	g 2-8	1-3	2-2	1-0	1	0	7	0	2	0	1	18
Murrell, Tyler	g 3-7	2-2	0-0	0-2	1	0	7	0	0	0	0	13
Hackathal, Stefan	g 2-8	1-4	1-2	0-2	1	6	1	1	0	0	0	26
McFadden, Terry	0-3	0-0	1-2	0-1	1	0	1	4	1	0	0	17
Hyatt, Christian	1-2	0-1	0-0	1-0	1	0	2	1	0	0	0	17
Gilliam, Giles	0-0	0-0	0-0	0-0	0	1	0	0	0	0	0	11
Huon, Collin	6-10	6-9	3-3	0-3	3	0	21	0	1	0	0	23
Tucker, Braxton	0-2	0-0	0-0	1-1	2	0	0	0	1	0	0	9
Haile, Elias	0-3	0-3	0-0	0-0	0	2	0	0	0	0	0	4
Hildenbrand, Chris	1-1	1-1	0-0	0-0	0	1	3	0	0	0	0	9
Martin, Luke	0-0	0-0	0-0	0-1	1	1	0	0	0	0	0	5
Fager, Marcus	1-2	0-0	5-6	0-1	1	2	7	0	0	0	1	15
Hawkins, Trajon	0-0	0-0	0-0	0-0	0	0	1	0	0	1	4	4
TEAM					12							
Totals	20-58	14-28	12-15	7-18	25	14	66	11	8	0	3	200

TOTAL FG% 1st Half: 10-32 31.3% 2nd Half: 10-26 38.5% Game: 34.5% DEADBALL
3-Pt. FG% 1st Half: 9-15 60.0% 2nd Half: 5-13 38.5% Game: 50.0% REBOUNDS
F Throw % 1st Half: 0-0 0.0% 2nd Half: 12-15 80.0% Game: 80.0% 0

Colorado State (1-0)		reb.											
Player		fg-a	3p-a	ft-a	o-d	tot	pf	tp	a	to	blk	s	min
THISTLEWOOD, Adam	f	2-6	2-5	4-4	1-4	5	1	10	0	0	0	2	26
CARVACHO, Nico	c	5-9	0-0	4-6	7-8	15	1	14	0	0	1	0	22
MOORE, Kendle	g	9-11	4-5	4-5	0-4	1	26	4	2	0	1	32	29
JENKINS, Lorenzo	g	6-15	3-7	0-0	2-4	6	0	15	1	1	1	1	32
MASINTON-BONNER	g	8-9	6-7	0-0	1-4	5	1	22	4	0	0	0	30
TYSON, Zo	1	1-1	0-0	4-5	1-2	3	1	6	0	1	0	0	8
BANNEC, Sam	1	1-1	1-1	0-0	1-1	0	3	0	0	0	0	0	4
SABINO, Juan	0	0-1	0-1	0-0	0-0	0	0	0	1	0	0	0	3
BERWICK, Robbie	0	0-6	0-4	0-0	1-3	4	1	0	6	0	0	0	28
RYAN, Logan	2	2-4	0-0	0-0	1-3	4	4	2	3	0	1	0	10
SCHOEMANN, Jack	0	0-2	0-1	0-0	0-0	0	0	0	0	0	0	0	8
TEAM					11	2							
Totals		34-65	16-31	16-20	15-34	49	10	100	21	7	2	5	200

TOTAL FG% 1st Half: 20-37 54.1% 2nd Half: 14-28 50.0% Game: 52.3% DEADBALL
3-Pt. FG% 1st Half: 10-17 58.8% 2nd Half: 6-14 42.9% Game: 50.0% REBOUNDS
F Throw % 1st Half: 3-4 75.0% 2nd Half: 13-16 81.3% Game: 80.0% 2

Officials: Randy McCall, Verne Harris, Doran Gotschall Att.: 2220
Technical fouls: Colorado Christian-None. Colorado State-CARVACHO, Nico.

Score by Periods	1st	2nd	Total
Colorado Christian	29	37	66
Colorado State	53	47	100

Points in the paint-CCU 4, CSU 36. Points off turnovers-CCMB 10, CSU 14.
2nd chance points-CCU 0, CSU 23. Fast break points-CCMB 0, CSU 19.
Bench points-CCU 34, CSU 13. Score tied-0 times. Lead changed-0 times.

Last FG-CCU 2nd-00:45, CSU 2nd-02:11.
Largest lead-CCU None, CSU by 39 2nd-02:11.
CCU led for 00:00. CSU led for 39:29. Game was tied for 00:31.

Game 4 - Louisiana 91, Colorado State 73 Nov. 19, 2018 - Fort Myers, Fla. (Hertz Arena)

Colorado State (3-1)		reb.											
Player		fg-a	3p-a	ft-a	o-d	tot	pf	tp	a	to	blk	s	min
CARVACHO, Nico	f	3-10	0-2	1-2	4-5	9	3	7	0	3	0	2	23
MOORE, Kendle	g	4-11	0-4	0-0	0-2	2	1	8	4	6	0	1	35
JENKINS, Lorenzo	g	6-12	3-5	2-2	2-8	10	2	17	3	3	0	1	32
MASINTON-BONNER	g	3-9	2-6	0-0	0-0	0	1	8	0	1	0	2	27
PAIGE, J.D.	g	6-12	1-2	1-2	1-3	4	4	14	1	3	0	2	29
TYSON, Zo		0-0	0-0	0-2	0-0	0	1	0	2	0	0	0	4
BERWICK, Robbie		0-0	0-0	0-0	1-0	1	0	1	0	1	0	0	9
RYAN, Logan		1-1	0-0	0-4	0-4	2	2	2	0	0	0	0	13
THISTLEWOOD, Adam		6-10	2-5	3-3	3-2	5	3	17	0	3	0	1	28
TEAM					2-1	3							
Totals		29-65	8-24	7-11	13-25	38	19	73	14	20	2	9	200

TOTAL FG% 1st Half: 11-34 32.4% 2nd Half: 18-31 58.1% Game: 44.6% DEADBALL
3-Pt. FG% 1st Half: 1-12 8.3% 2nd Half: 7-12 58.3% Game: 33.3% REBOUNDS
F Throw % 1st Half: 3-4 75.0% 2nd Half: 4-7 57.1% Game: 63.6% 2

Louisiana (2-2)		reb.											
Player		fg-a	3p-a	ft-a	o-d	tot	pf	tp	a	to	blk	s	min
GALLER, JaKeenan	f	6-12	3-5	4-5	0-7	7	1	19	1	2	4	0	27
MILLER, Justin	f	4-7	1-1	4-6	4-5	9	3	13	1	2	0	1	26
RUSSELL, Cedric	g	1-5	1-5	0-0	0-1	1	0	3	4	1	0	1	18
MARQUETTI, Malik	g	4-9	4-6	4-4	0-3	3	2	16	2	4	0	1	30
STROMAN, Marcus	g	1-2	0-1	3-4	1-1	2	0	5	4	4	1	0	27
HAYES, Jeremy		4-7	1-3	2-3	0-1	1	2	11	1	0	0	1	16
WESLEY, Trajan		2-3	1-1	5-6	0-0	2	3	1	0	2	0	19	
DAVIS, Jerrekus		4-5	1-1	0-0	1-2	3	9	0	1	1	0	14	
MOUTON, Eli		0-0	0-0	0-0	0-0	0	0	0	0	0	0	0	2
HARDY, P.J.		0-3	0-3	2-2	0-1	1	2	2	1	1	0	2	15
AUCOIN, Mason		1-2	1-2	0-0	0-0	0	3	0	0	0	0	0	3
LAFAYETTE, Kristian		0-1	0-1	0-0	0-1	1	2	0	0	0	0	0	3
TEAM					0-3	3							
Totals		27-56	13-29	24-30	6-25	31	17	91	17	16	6	12	200

TOTAL FG% 1st Half: 11-27 40.7% 2nd Half: 16-29 55.2% Game: 48.2% DEADBALL
3-Pt. FG% 1st Half: 5-15 33.3% 2nd Half: 8-14 57.1% Game: 44.8% REBOUNDS
F Throw % 1st Half: 13-15 86.7% 2nd Half: 11-15 73.3% Game: 80.0% 4

Officials: Zeltan Steed, Bart Lenox, Andrew Walton Att.: 598
Technical fouls: Colorado State-PAIGE, J.D.; TEAM. Louisiana-None.

Score by Periods	1st	2nd	Total
Colorado State	26	47	73
Louisiana	40	51	91

Points in the paint-CSU 36, LA 28. Points off turnovers-CSU 13, LA 30.
2nd chance points-CSU 6, LA 6. Fast break points-CSU 4, LA 2.
Bench points-CSU 19, LA 35. Score tied-0 times. Lead changed-0 times.

Last FG-CSU 2nd-00:21, LA 2nd-01:06.
Largest lead-CSU None, LA by 28 2nd-09:24.
CSU led for 00:00. LA led for 38:46. Game was tied for 00:56.

Game 2 - Colorado State 92, Arkansas-Pine Bluff 67 Nov. 10, 2018 - Fort Collins, Colo. (Moby Arena)

		reb.										
Player	fg-a	3p-a	ft-a	o-d	tot	pf	tp	a	to	blk	s	min
BANYARD, Terrance	f 2-7	0-3	1-2	1-1	2	4	5	0	3	0	0	22
BANKS, Trevor	f 2-4	0-0	1-2	2-1	3	5	5	0	0	0	0	14
ROBERTSON, Christian	f 0-1	0-0	0-0	1-0	1	2	0	1	1	0	0	22
JACKSON, Charles	g 0-5	0-4	0-0	0-2	2	0	0	1	0	0	0	20
McKNIGHT, Martayeeus	g 13-27	5-10	10-11	2-4	6	2	41	2	1	0	0	40
WHITFIELD, Dwayne	0-0	0-0	0-0	0-0	0	0	0	0	0	0	0	4
McNAIR, Jordan	0-0	0-0	0-0	0-0	0	1	0	0	0	0	0	4
DAVIS, Anthony Jr	1-1	0-0	0-0	0-0	0	2	0	0	0	0	0	5
HARDY, Quamauri	0-0	0-0	0-0	1-0	1	0	0	3	0	0	0	7
DOSS, Shaun	1-7	0-2	6-10	1-3	4	1	8	2	0	0	1	25
POSEY, Cameron	0-1	0-0	0-0	0-1	1	3	0	0	0	0	0	9
BASSEY, Isaac	1-2	0-0	0-0	1-1	2	4	2	0	0	0	0	9
SMITH, Chris	2-3	0-0	0-2	2-3	5	4	4	0	2	0	2	17
SPRINKLE, J'Breun	0-0	0-0	0-0	0-0	0	0	0	0	0	0	0	1
TEAM					3-2							
Totals	22-58	5-19	18-27	14-18	32	26	67	9	8	0	3	201

TOTAL FG% 1st Half: 10-28 35.7% 2nd Half: 12-30 40.0% Game: 37.9% DEADBALL
3-Pt. FG% 1st Half: 2-11 18.2% 2nd Half: 12-19 63.2% Game: 26.3% REBOUNDS
F Throw % 1st Half: 6-8 75.0% 2nd Half: 12-19 63.2% Game: 66.7% 4

		reb.										
Player	fg-a	3p-a	ft-a	o-d	tot	pf	tp	a	to	blk	s	min
JENKINS, Lorenzo	f 3-5	2-4	2-2	1-0	1	2	10	1	0	0	0	21
CARVACHO, Nico	c 6-9	0-0	6-8	2-9	11	3	18	2	0	1	0	26
MOORE, Kendle	g 4-6	2-3	0-1	0-3	3	4	10	3	1	0	0	31
MASINTON-BONNER	g 5-11	3-7	0-0	0-3	3	2	13	3	2	0	1	31
PAIGE, J.D.	g 5-10	4-5	0-0	0-4	2	4	14	6	1	0	2	32
BANNEC, Sam	0-0	0-0	0-0	0-0	0	0	0	1	0	0	0	2
SABINO, Juan	0-0	0-0	0-0	0-1	1	0	0	0	0	0	0	2
BERWICK, Robbie	0-1	0-1	4-4	0-0	0	1	4	1	3	0	0	15
RYAN, Logan	2-2	0-0	3-3	0-1	1	7	2	0	0	0	0	14
THISTLEWOOD, Adam	2-6	1-3	9-10	3-4	7	3	14	2	1	0	0	24
SCHOEMANN, Jack	0-0	0-0	2-2	0-0	0	2	0	0	0	0	0	2
TEAM					2-2							
Totals	27-50	12-23	26-30	8-27	35	18	92	21	8	1	3	200

TOTAL FG% 1st Half: 15-29 51.7% 2nd Half: 12-21 57.1% Game: 54.0% DEADBALL
3-Pt. FG% 1st Half: 4-17 23.5% 2nd Half: 5-10 50.0% Game: 52.2% REBOUNDS
F Throw % 1st Half: 10-13 76.9% 2nd Half: 16-17 94.1% Game: 86.7% 1

Officials: Gregory Nixon, Rodrick Dixon, Eric Anderson Att.: 2208
Technical fouls: Arkansas-Pine Bluff-None. Colorado State-None.

Score by Periods	1st	2nd	Total
Arkansas-Pine Bluff	28	39	67
Colorado State	47	45	92



THIS YEAR'S BOX SCORES - GAME 7-8

Game 7 - Southern Illinois 82, Colorado State 67
Nov. 27, 2018 - Fort Collins, Colo. (Moby Arena)

Southern Illinois (4-3)		reb.												
Player		fg-a	3p-a	ft-a	o-d	tot	pf	tp	a	to	blk	s	min	
PIPPEN,Kavion	c	8-11	0-0	0-0	2-3	5	2	16	4	1	0	2	27	
BARTLEY,Marcus	g	0-5	0-5	0-0	0-0	0	4	0	4	1	0	0	24	
COOK,Aaron	g	6-8	3-4	0-0	0-4	4	1	15	4	1	0	2	33	
LLOYD,Sean	g	4-7	1-3	4-4	2-2	4	3	13	2	1	0	0	30	
FLETCHER,Armon	g	9-17	2-6	0-0	3-5	8	2	20	2	3	0	1	35	
McGILL,Eric		4-6	1-3	1-2	1-4	5	1	10	7	0	0	0	30	
BEANE,Darius		1-1	1-1	0-0	0-1	1	0	3	0	0	0	0	7	
GOOCH,Brendon		0-1	0-1	0-0	0-0	0	0	0	0	0	0	0	2	
BOL,Thnik		2-3	1-1	0-0	1-1	2	3	5	0	1	0	0	12	
TEAM					1-4	5								
Totals		34-59	9-24	5-6	10-24	34	16	82	23	8	0	5	200	

TOTAL FG% 1st Half: 19-30 63.3% 2nd Half: 15-29 51.7% Game: 57.6% DEADBALL
3-Pt. FG% 1st Half: 4-12 33.3% 2nd Half: 5-12 41.7% Game: 37.5% REBOUNDS
F Throw % 1st Half: 3-4 75.0% 2nd Half: 2-2 100% Game: 83.3% 1,1

Colorado State (4-3)		reb.												
Player		fg-a	3p-a	ft-a	o-d	tot	pf	tp	a	to	blk	s	min	
JENKINS,Lorenzo	f	0-5	0-4	0-0	0-1	1	2	0	0	2	1	0	16	
CARVACHO,Nico	c	3-6	0-0	2-5	0-3	3	1	8	2	4	0	1	29	
MOORE,Kendle	g	4-4	2-2	0-1	0-1	1	2	10	1	1	0	0	29	
MASINTON-BONNER	g	6-10	2-5	1-2	0-1	1	0	15	4	0	0	2	32	
PAIGE,J.D.	g	5-9	2-4	0-0	0-3	3	0	12	3	0	0	0	31	
TYSON,Zo		1-2	0-0	0-0	0-1	1	1	2	1	1	0	0	11	
MARTIN,Kris		4-7	3-5	4-5	0-2	2	2	15	2	2	0	0	28	
THISTLEWOOD,Adam		2-6	1-3	0-0	1-1	2	1	5	2	0	0	0	24	
TEAM					1-2	3								
Totals		25-49	10-23	7-13	2-15	17	9	67	15	10	1	3	200	

TOTAL FG% 1st Half: 16-27 59.3% 2nd Half: 9-22 40.9% Game: 51.0% DEADBALL
3-Pt. FG% 1st Half: 7-14 50.0% 2nd Half: 3-9 33.3% Game: 43.5% REBOUNDS
F Throw % 1st Half: 1-2 50.0% 2nd Half: 6-11 54.5% Game: 53.8% 3

Officials: Gerry Pollard, Kelly Self, Randy Heimerman Att.: 2566
Technical fouls: Southern Illinois-None, Colorado State-None.

Score by Periods	1st	2nd	Total
Southern Illinois	45	37	82
Colorado State	40	27	67
Mountain West-Missouri Valley Challenge			

Points in the paint-SIU 44,CSU 20. Points off turnovers-SIU 15,CSU 16.
2nd chance points-SIU 13,CSU 4. Fast break points-SIU 6,CSU 9.
Bench points-SIU 18,CSU 22. Score tied-7 times. Lead changed-7 times.

Last FG-SIU 2nd-01:07, CSU 2nd-00:17.
Largest lead-SIU by 18 2nd-01:07, CSU by 4 1st-09:34.
SIU led for 31:00, CSU led for 04:03. Game was tied for 04:57.

Game 8 - Colorado 86, Colorado State 80
Dec. 1, 2018 - Boulder, Colo. (CU Events Center)

Colorado State (4-4)		reb.												
Player		fg-a	3p-a	ft-a	o-d	tot	pf	tp	a	to	blk	s	min	
CARVACHO,Nico	c	6-11	0-0	3-8	2-10	12	4	15	2	4	1	1	36	
MOORE,Kendle	g	1-5	1-3	0-0	0-1	1	3	3	4	1	0	3	28	
JENKINS,Lorenzo	g	1-2	0-1	2-2	0-1	1	1	4	0	1	0	1	14	
MASINTON-BONNER	g	5-7	4-5	0-0	0-3	3	3	14	0	2	0	0	30	
PAIGE,J.D.	g	7-14	1-4	2-2	0-6	6	2	17	3	3	0	0	32	
TYSON,Zo		0-0	0-0	0-0	0-0	0	0	0	0	0	0	1	5	
MARTIN,Kris		8-14	3-6	2-2	1-2	3	4	21	1	1	0	0	30	
THISTLEWOOD,Adam		2-5	1-4	1-2	0-2	2	4	6	1	0	0	0	25	
TEAM					0-1	1								
Totals		30-58	10-23	10-16	3-26	29	21	80	11	12	1	6	200	

TOTAL FG% 1st Half: 13-26 50.0% 2nd Half: 17-32 53.1% Game: 51.7% DEADBALL
3-Pt. FG% 1st Half: 5-11 45.5% 2nd Half: 5-12 41.7% Game: 43.5% REBOUNDS
F Throw % 1st Half: 1-5 20.0% 2nd Half: 9-11 81.8% Game: 62.5% 3

Colorado (5-1)		reb.												
Player		fg-a	3p-a	ft-a	o-d	tot	pf	tp	a	to	blk	s	min	
SIEWERT, Lucas	f	7-11	2-4	0-1	2-8	10	1	16	1	2	0	0	32	
GATLING, Shane	g	5-13	3-8	0-0	0-1	1	1	13	1	1	0	0	26	
BEY, Tyler	g	7-11	0-1	9-9	2-8	10	2	23	0	2	1	0	22	
SCHWARTZ, D'Shawn	g	0-3	0-1	0-0	1-1	2	1	0	0	1	0	0	16	
WRIGHT, McKinley	g	8-12	0-1	2-3	1-6	7	2	18	11	2	0	2	35	
KOUNTZ, Daylen		1-1	0-0	1-2	0-0	0	0	3	0	0	0	0	4	
WRIGHT, Namon		1-3	1-2	1-2	0-1	1	2	4	1	0	1	0	16	
BROWN, Deleon		1-7	0-3	0-0	0-0	0	2	2	1	0	0	0	23	
BATTEY, Evan		3-9	0-1	1-1	3-2	5	4	7	2	0	0	0	26	
TEAM					3-1	4								
Totals		33-70	6-21	14-18	12-28	40	15	86	17	8	2	2	200	

TOTAL FG% 1st Half: 12-36 33.3% 2nd Half: 21-34 61.8% Game: 47.1% DEADBALL
3-Pt. FG% 1st Half: 3-14 21.4% 2nd Half: 3-7 42.9% Game: 28.6% REBOUNDS
F Throw % 1st Half: 2-4 50.0% 2nd Half: 12-14 85.7% Game: 77.8% 3

Officials: Scott Brown,Kevin Brill,Mike Scyphers Att.: 7887
Technical fouls: Colorado State-None, Colorado-None.

Score by Periods	1st	2nd	Total
Colorado State	32	48	80
Colorado	29	57	86

Points in the paint-CSU 36,COLO 48. Points off turnovers-CSU 10,COLO 12.
2nd chance points-CSU 4,COLO 4. Fast break points-CSU 16,COLO 14.
Bench points-CSU 27,COLO 16. Score tied-2 times. Lead changed-12 times.

Last FG-CSU 2nd-00:12, COLO 2nd-00:39.
Largest lead-CSU by 7 1st-13:15, COLO by 11 2nd-06:19.
CSU led for 18:36, COLO led for 20:29. Game was tied for 00:55.



NIKO MEDVED

Head Coach • First Year at CSU • Minnesota (1997)

Niko Medved is starting his first year as the head coach of the Rams' men's basketball program. Medved, a Colorado State assistant coach from 2007-13, most recently served as the head coach at Drake University for one season where he guided the Bulldogs to their first postseason berth in six years. Prior to his appointment at Drake, he engineered considerable success as head coach at Furman from 2013-16.

"We are extremely excited to have Niko assume the leadership of our basketball program," Parker said. "Throughout our discussions, he showed a great understanding of what basketball means to Colorado State University and the community while demonstrating how much he has developed in his five years as a head coach. He has not only had success on the court at Furman and Drake in taking his teams to the postseason in each of the last three years, but also grew his student-athletes into young men who were also solid in the classroom and engaged in the community. We welcome Niko and Erica back to Fort Collins and are excited that Aly will be growing up as a Ram in Colorado."

"My family and I are ecstatic to have the opportunity to return to Fort Collins and Colorado State University to become the head men's basketball coach," Medved said. "This is obviously an incredibly special place to me, and to my family. Some of the best memories I've had personally and professionally happened at Colorado State. We have tremendous leadership from the top down and we look forward to partnering with everybody in the Fort Collins and Colorado State communities to build Colorado State basketball into one of the premier programs in the Mountain West."

As a Colorado State assistant coach for six years beginning in 2007 when former head coach Tim Miles took the reins of the Rams' program, Medved was instrumental in the rebuild of the program that saw it improve from seven wins in 2007-08 to five consecutive postseason berths, including NCAA tournament appearances in his final two seasons. As recruiting coordinator at CSU, Medved was responsible for recruiting many of the contributing players on the Rams' roster who helped return the program to prominence, a list that includes:

- two-time All-Mountain West selection and eventual Olympian Andy Ogide
- 2013 honorable mention AP All-American and first-team All-Mountain West Conference choice Colton Iverson
- second team All-MW pick Dorian Green
- third team all-league and two time all-defensive team selection Pierce Hornung
- 2012 first team All-MW guard Wes Eikmeier
- 2013 MW Sixth Man of the Year Daniel Bejarano

During his season at Drake, he engineered a 10-game improvement over the previous season, including 10 wins in the Missouri Valley Conference, the most in 10 years and just the 11th time the squad had won 10 or more league games in a season. The turnaround was the 17th best in the nation this year from a 7-24 record prior to his arrival. The postseason berth in the CIT was the first since 2012 and the His squad defeated Wake Forest during non-conference play., the program's second-ever win against an Atlantic Coast Conference opponent. He also had a player named Missouri Valley Scholar-Athlete of the Week seven times during the season out of 11 opportunities and had four players named to MVC Scholar-Athlete teams.

In four seasons as head coach at Furman, Medved guided the Paladins from a seven-win squad prior to his arrival and led it to improved records each season. The run culminated in a 23-11 record in 2016 that earned him Southern Conference Coach of the Year honors and saw the program earn a share of its first SoCon regular season championship since 1990-91. Medved's team reached the semifinals of the CollegelInsider.com (CIT) postseason tournament in 2016-17, its second consecutive season in the CIT.

He spent seven seasons as an assistant coach at Furman (1999-2006), including serving as the school's interim head coach in the spring of 2006.

MEDVED AT A GLANCE

PERSONAL

Hometown	St. Paul, Minn.
College	Minnesota, 1997
Family	Wife: Erica Daughter: Aly

COACHING HONORS/POSTSEASON APPEARANCES

2018	CollegelInsider.com Tournament (Drake Head Coach)
2017	Southern Conference Coach of the Year (Furman)
2017	CollegelInsider.com Tournament (Furman Head Coach)
2016	CollegelInsider.com Tournament (Furman Head Coach)
20??	NCAA Tournament (CSU Assistant Coach)
20??	NCAA Tournament (CSU Assistant Coach)

COACHING RÉSUMÉ

1997-99	Macalester College, associate head coach
1999-2006	Furman, assistant coach
2006-07	Minnesota, assistant coach
2007-13	Colorado State, assistant coach
2013-17	Furman, head coach
2017-18	Drake, head coach
2018-present	Colorado State, head coach

GAME 9 - ARKANSAS

Furman registered winning seasons in each of Medved's last three years in Greenville and four of the final five seasons. He then spent one season (2006-07) as an assistant at the Minnesota under Dan Monson before joining Miles' first staff at CSU in 2007.

Medved began his coaching career at the University of Minnesota in 1992 as a student manager and assistant. He served as associate head coach at Macalester College from 1997-1999 and worked four years as an instructor at the prestigious Nike All-America camp. Medved earned his B.S. in kinesiology in 1997 and his master's in sport management in 1999, both from Minnesota.

A native of St. Paul, Minn., Medved attended Roseville Area High School and was a two-sport standout in both basketball and golf. Medved and his wife Erica have a one-year-old daughter, Aly.



Medved was introduced as the Rams' head coach on March 23, 2018.

WHAT THEY'RE SAYING ABOUT NIKO MEDVED

"Having known Niko over the years, it's been great to see his evolution from a hungry, young assistant coach to the savvy recruiter and now an accomplished head coach. Niko was great for us at Colorado State, he turned around the Furman program, and then showed his talent by making Drake a team to be reckoned with in the highly competitive Missouri Valley Conference. I have complete confidence Niko will do a phenomenal job for the Rams."

-- Tim Miles, Nebraska Head Coach

"Colorado State hired a great young coach and even a better person today. He will work hard every day to make CSU successful and he will do it the right way. I am thrilled for this great opportunity for Niko, and know he is excited to be back in the Ram family."

-- Dan Monson, Long Beach State Head Basketball Coach (Medved's former boss at Minnesota)

"I'm happy for the opportunity Coach Niko has been presented with, and am looking forward to the continued growth of the CSU basketball program."

-- Joe De Ciman, former CSU Ram

"It's a great hire. Niko has already shown he can turn programs around and had great success at Furman and in his brief time at Drake. He knows the game and is a great teacher and excellent recruiter. He knows Colorado State and what it takes to win there and will have a great vision and plan for the program."

-- Wes Eikmeier, former CSU Ram

"I'm excited for Niko and the program that I have such great memories of. He has already shown he can build programs as a head coach. He is also a great fit at Colorado State because he understands the landscape of the university, was a big part as an assistant coach in our success when I was there and knows how to teach the game. He is also just a great person that truly cares about his players both on and off the court."

-- Dorian Green, former CSU Ram

HEAD COACHING EXPERIENCE

Year	School	Rec.	Conf. Rec.	Conf. Finish	Postseason
2013-14	Furman	9-21	3-13	10th (SoCon)	-
2014-15	Furman	11-22	5-13	10th (SoCon)	-
2015-16	Furman	19-16	11-7	t-3rd (SoCon)	Colleg Insider.com
2016-17	Furman	23-11	14-4	t-1st (SoCon)	Colleg Insider.com
	Four seasons	62-70	33-37		
2017-18	Drake	17-17	10-8	t-3rd (MVC)	Colleg Insider.com
	One Season	17-17	10-8		
2018-19	Colorado State	4-4	0-0		
	One Season	4-4	0-0		
Overall	Five seasons	83-91	43-45	1 Title	3 Postseason Appearances

MEDVED'S PLAYER ACCOLADES AS A HEAD COACH

Year	Player	Award
2013-14	Stephen Croone	Southern Conference Second-Team All-League
2014-15	Stephen Croone	Southern Conference Second Team All-League
2014-15	Devin Sibley, Jr.	Southern Conference Freshman of the Year, All-Freshman Team
2014-15	Daniel Fowler	Southern Conference All-Freshman Team
2015-16	Stephen Croone	Southern Conference Player of the Year, First Team All-SoCon
2015-16	Matt Rafferty	Southern Conference All-Freshman Team
2016-17	Devin Sibley, Jr.	Southern Conference Player of the Year; First Team All-SoCon
2016-17	Kris Acos	Second Team All-SoCon
2016-17	Jordan Lyons	Southern Conference All-Freshman Team
2017-18	Blake Timmer	First Team All-Missouri Valley, MVC Co-Scholar Athlete of the Year
2017-18	Graham Woodward	Missouri Valley All-Bench Team
2017-18	Nick McGlynn	Missouri Valley Most-Improved Team



Niko, Erica and Aly



Furman [62-70 (.470), 33-37 SoCon]

2013-14: 9-21 [3-13, 10th SoCon]

Home: 6-8 / Away: 3-12 / Neutral: 0-1

11/8	Sewanee	W, 66-49
11/12	Gardner-Webb	W, 75-64
11/15	Florida Gulf Coast	L, 69-70
11/23	at College of Charleston	L, 55-89
11/26	at Virginia Tech	L, 54-75
11/30	Brevard	W, 89-72
12/4	at Fordham	L, 48-79
12/7	at Presbyterian	W, 74-59
12/10	Mars Hill	L, 93-97
12/14	at Clemson	L, 35-71
12/20	Liberty	W, 86-83
12/28	at California	L, 60-90
12/30	at UC Davis	W, 75-65
1/4	Chattanooga*	L, 63-72
1/6	at UNC Greensboro*	L, 82-90
1/9	Davidson*	L, 56-73
1/11	at Samford*	L, 55-57
1/16	at Georgia Southern*	L-ot, 81-88
1/18	at The Citadel*	W, 76-71
1/25	Wofford*	L, 52-76
2/1	at Chattanooga*	L, 52-67
2/3	Samford*	L, 68-76
2/8	at Davidson*	L, 50-65
2/10	at Western Carolina*	L, 75-83
2/15	The Citadel*	W, 76-67
2/20	at Wofford*	L, 50-70
2/22	Appalachian State*	W, 53-68
2/24	Elon*	L, 49-78
2/27	Georgia Southern*	L, 73-82
3/7	vs. Georgia Southern^	L, 50-65

* Southern Conference game

^ Southern Conference Tournament (Asheville, N.C.)

2014-15: 11-22 [5-13, 10th SoCon]

Home: 7-7 / Away: 1-14 / Neutral: 3-1

11/14	College of Charleston	L, 75-40
11/19	Appalachian State	W, 84-65
11/22	UC Davis	L, 58-55
11/26	at Duke	L, 93-54
12/1	at Liberty	L, 66-52
12/6	Samford*	W, 74-64
12/9	at TCU	L, 80-69
12/13	at Gardner-Webb	L, 74-68
12/19	at Florida Gulf Coast	L, 83-78
12/22	at Minnesota	L, 86-76
12/30	St. Andrews	W, 72-35
1/3	at Chattanooga*	L, 72-60
1/5	at Western Carolina*	L, 72-53
1/8	UNCG*	W, 71-64
1/10	VMI*	L, 83-73
1/15	at Mercer*	L, 67-64
1/17	at The Citadel*	W, 74-62
1/22	at Wofford*	L, 74-49
1/24	Allen	W, 82-46
1/29	ETSU*	W, 59-55
1/31	at Samford*	L, 68-58
2/5	Chattanooga*	L-ot, 74-71
2/7	Mercer*	L, 74-68
2/12	at VMI*	L, 93-59
2/14	at ETSU*	L, 66-59
2/19	The Citadel*	L-ot, 62-56
2/22	at UNCG*	L, 84-49
2/26	Western Carolina*	W, 53-49
2/28	Wofford*	L, 62-60
3/6	vs. The Citadel^	W, 73-56
3/7	vs. Chattanooga^	W, 69-67
3/8	vs. Mercer^	W, 52-49
3/9	vs. Wofford^	L, 67-64

* Southern Conference game

^ Southern Conference Tournament (Asheville, N.C.)

2015-16: 19-16 [11-7, t-3rd SoCon]

Home: 14-2 / Away: 3-12 / Neutral: 2-2

Collegelsider.com Tournament Participant

11/13	Presbyterian	W, 63-53
11/17	at Appalachian State	W, 79-70
11/19	at Charlotte%	L, 77-68
11/21	at Connecticut%	L, 83-58
11/26	vs. Texas A&M-Corpus Christi%	L, 73-69
11/27	vs. Mount St. Mary's%	W, 69-60
12/1	Piedmont International	W, 99-38
12/8	Liberty	W, 79-56
12/12	Gardner-Webb	L, 73-53
12/16	Bluefield College	W, 94-46
12/19	at Dayton	L, 70-50
12/22	at Navy	L, 62-49
12/29	at UNC Asheville	L, 67-65
1/2	VMI*	W, 85-57
1/5	at UNCG*	L, 67-66
1/9	Chattanooga*	W, 70-55
1/11	Samford*	W, 77-57
1/14	at Mercer*	L, 69-65
1/16	at The Citadel*	L, 89-86
1/23	Wofford*	W, 63-62
1/25	at VMI*	W, 68-56
1/28	Western Carolina*	W, 62-60
1/30	ETSU*	W, 74-70
2/4	at Samford*	W, 67-65
2/6	at Chattanooga*	L, 62-54
2/8	UNCG*	W, 79-72
2/11	The Citadel*	W, 95-75
2/13	Mercer*	W, 85-74
2/20	at Wofford*	L, 77-73
2/25	at ETSU*	L, 80-75
2/27	at Western Carolina*	L, 73-62
3/5	vs. UNCG^	W, 80-64
3/6	vs. ETSU^	L, 84-76
3/15	Louisiana-Monroe!	W, 58-57
3/19	Louisiana!	L, 80-72

* Southern Conference game

% Battle 4 Atlantis (Home sites first two, Elon, N.C. second two)

^ Southern Conference Tournament (Asheville, N.C.)

! Collegelsider.com Tournament (Home sites)

2016-17: 23-11 [14-4, t-1st SoCon]

Home: 11-3 / Away: 12-7 / Neutral: 0-1

Collegelsider.com Tournament Participant

11/11	at Presbyterian	L, 73-71
11/14	at Alabama-Birmingham%	W, 84-74
11/17	at Georgia%	L, 84-78
11/19	Trinity Baptist	W, 102-53
11/22	UNC Asheville%	L, 64-58
11/25	Hiwassee	W, 98-48
11/30	at Winthrop	L-ot, 58-57
12/3	Navy	W, 79-46
12/6	at Liberty	W, 61-58
12/10	at Gardner-Webb	W, 68-65
12/16	South Carolina State	L, 69-67
12/19	at Tennessee Tech	W, 68-62
12/22	at Michigan	L, 68-62
12/31	The Citadel*	W, 83-68
1/2	Mercer*	W, 71-69
1/5	at Samford*	W, 83-73
1/7	at Chattanooga*	L, 80-64
1/14	at Wofford*	L, 67-58
1/19	ETSU*	W, 75-62
1/21	VMI*	W, 89-72
1/25	Western Carolina*	W, 85-37
1/28	at UNCG*	W, 73-67
2/2	at Mercer*	W, 70-68
2/4	at The Citadel*	W, 99-91
2/9	Chattanooga*	W, 60-56
2/11	Samford*	W, 90-73
2/13	at VMI*	W, 80-52
2/15	at Western Carolina*	W, 74-62
2/18	UNCG*	L, 73-52
2/22	at ETSU*	L-ot, 93-81
2/25	Wofford*	W, 78-69
3/4	vs. Samford^	L, 67-63
3/16	at USC Upstate!	W, 79-57
3/25	at Campbell!	W, 79-64

* Southern Conference game

% CBE Hall of Fame Classic (Home Sites)

^ Southern Conference Tournament (Asheville, N.C.)

! Collegelsider.com Tournament (Home sites)

Drake [17-17 (.500), 10-8 MVC]

2017-18: 17-17 [10-8, t-3rd MVC]

Home: 11-3 / Away: 4-11 / Neutral: 2-3

Collegelsider.com Tournament Participant

11/11	Coe College	W, 101-54
11/17	vs. Wake Forest%	W, 77-74
11/18	vs. Colorado%	L, 81-86
11/19	vs. Drexel%	W, 90-88
11/26	Chicago State	W, 79-67
11/29	at Omaha	L, 73-75
12/2	at Wyoming#	L-ot, 89-96
12/6	at South Dakota	L, 65-93
12/9	Omaha	W, 93-74
12/11	at Minnesota	L, 67-68
12/16	Iowa @	L, 64-90
12/19	at South Dakota State	L, 74-87
12/22	Maryland Eastern Shore	W, 81-57
12/28	Bradley*	W, 66-64
12/31	at Southern Illinois*	W, 70-67
1/3	Illinois State*	W, 87-62
1/6	at Indiana State*	W, 75-72
1/10	at Valparaiso*	L, 60-77
1/13	Evansville*	W, 81-65
1/16	at Northern Iowa*	L, 54-68
1/20	Missouri State*	W, 61-58
1/24	Loyola Chicago*	L, 57-80
1/27	at Evansville*	L, 73-77
1/30	Southern Illinois*	L, 67-78
2/3	at Bradley*	W, 78-68
2/7	at Loyola Chicago*	L, 57-72
2/10	Northern Iowa*	W, 71-64
2/14	Indiana State*	W, 90-76
2/18	at Missouri State*	W, 67-63
2/21	at Illinois State*	L-ot, 81-89
2/24	Valparaiso*	L, 64-69
3/2	vs. Bradley ^	L, 61-63
3/12	Abilene Christian !	W, 80-73
3/18	at Northern Colorado !	L, 72-81

* Missouri Valley Conference game

% U.S. Virgin Islands Paradise Jam (Lynchburg, Va.)

@ Hy-Vee Classic (Des Moines, Iowa)

Mountain West-Missouri Valley Challenge

^ Missouri Valley Conference Tournament (St. Louis, Mo.)

! Collegelsider.com Tournament (Home sites)

Colorado State [4-4 (.500), 0-0 MW]

2018-19: 4-4 [0-0 MW]

Home: 3-1 / Away: 1-1 / Neutral: 0-1

11/7	Colorado Christian	W, 100-66
11/10	Arkansas-Pine Bluff	W, 92-67
11/14	Montana State	W, 81-77
11/19	vs. Louisiana %	L, 73-91
11/20	at Florida Gulf Coast %	W, 82-74
11/21	vs. South Dakota State %	L, 65-78
11/27	Southern Illinois #	L, 67-82
12/1	at Colorado	L, 80-86

* Mountain West Conference game

% Gulf Coast Showcase (Fort Myers, Fla.)

Mountain West-Missouri Valley Challenge

^ MW Tournament (Las Vegas, Nev.)

Medved Year-by-Year

Furman

Year	Overall	Home	Away	Neut
2013-14	9-21	6-8	3-12	0-1
2014-15	11-22	7-7	1-14	3-1
2015-16	19-16	14-2	3-12	2-2
2016-17	23-11	11-3	12-7	0-1
Total	62-70	38-20	19-45	5-5
Pct.	.470	.655	.297	.500

Drake

Year	Overall	Home	Away	Neut
2017-18	17-17	11-3	4-11	2-3
Total	17-17	11-3	4-11	2-3
Pct.	.500	.786	.267	.400

Colorado State

Year	Overall	Home	Away	Neut
2018-19	4-4	3-1	1-1	0-2
Total	4-4	3-1	1-1	0-2
Pct.	.500	.750	.500	.000

Comb.	83-91	52-24	24-57	7-10
Pct.	.477	.684	.296	.412



GAME 9 - ARKANSAS

America East Conference (0-0)				
School	Overall	H	A	N
None				
American Athletic Conference (0-1)				
School	Overall	H	A	N
Connecticut	0-1	-	0-1	-
Atlantic 10 Conference (0-4)				
School	Overall	H	A	N
Davidson	0-2	0-1	0-1	-
Dayton	0-1	-	0-1	-
Fordham	0-1	-	0-1	-
Totals	0-4	0-1	0-3	-
Atlantic Coast Conference (1-3)				
School	Overall	H	A	N
Clemson	0-1	-	0-1	-
Duke	0-1	-	0-1	-
Virginia Tech	0-1	-	0-1	-
Wake Forest	1-0	-	-	1-0
Totals	1-3	-	0-3	1-0
Atlantic Sun Conference (5-3)				
School	Overall	H	A	N
Florida Gulf Coast	1-2	0-1	1-1	-
Liberty	3-1	2-0	1-1	-
USC Upstate	1-0	-	1-0	-
Totals	5-3	2-1	3-2	-
Big 12 Conference (0-1)				
School	Overall	H	A	N
TCU	0-1	-	0-1	-
Big East Conference (0-0)				
School	Overall	H	A	N
None				
Big Sky Conference (1-1)				
School	Overall	H	A	N
Montana State	1-0	1-0	-	-
Northern Colo.	0-1	-	0-1	-
Big South Conference (5-6)				
School	Overall	H	A	N
Campbell	1-0	-	1-0	-
Gardner-Webb	2-2	1-1	1-1	-
Presbyterian	2-1	1-0	1-1	-
UNC Asheville	0-2	0-1	0-1	-
Winthrop	0-1	-	0-1	-
Totals	5-6	2-2	3-4	-
Big Ten Conference (0-4)				
School	Overall	H	A	N
Iowa	0-1	0-1	-	-
Michigan	0-1	-	0-1	-
Minnesota	0-2	-	0-2	-
Totals	0-4	0-1	0-3	-
Big West Conference (1-1)				
School	Overall	H	A	N
UC Davis	1-1	0-1	1-0	-
Colonial Athletic Association (1-3)				
School	Overall	H	A	N
Charleston	0-2	0-1	0-1	-
Drexel	1-0	-	-	1-0
Elon	0-1	0-1	-	-
Totals	1-3	0-2	0-1	1-0
Conference USA (1-1)				
School	Overall	H	A	N
Ala.-Birmingham	1-0	-	-	1-0
Charlotte	0-1	-	0-1	-
Totals	1-1	-	0-1	1-0

Horizon League (0-0)				
School	Overall	H	A	N
None				
Ivy League (0-0)				
School	Overall	H	A	N
None				
Metro Atlantic Athletic Conference (0-0)				
School	Overall	H	A	N
None				
Mid-American Conference (0-0)				
School	Overall	H	A	N
None				
Mid-Eastern Athletic Conference (1-1)				
School	Overall	H	A	N
Md Eastern Shore	1-0	1-0	-	-
South Carolina St.	0-1	0-1	-	-
Totals	1-1	1-1	-	-
Missouri Valley Conference (10-10)				
School	Overall	H	A	N
Bradley	2-1	1-0	1-0	0-1
Evansville	1-1	1-0	0-1	-
Illinois State	1-1	1-0	0-1	-
Indiana State	2-0	1-0	1-0	-
Loyola Chicago	0-2	0-1	0-1	-
Missouri State	2-0	1-0	1-0	-
Northern Iowa	1-1	1-0	0-1	-
Southern Illinois	1-2	0-2	1-0	-
Valparaiso	0-2	0-1	0-1	-
Totals	10-10	6-4	4-5	0-1
Mountain West Conference (0-1)				
School	Overall	H	A	N
Wyoming	0-1	-	0-1	-
Northeast Conference (1-0)				
School	Overall	H	A	N
Mount St. Mary's	1-0	-	-	1-0
Ohio Valley Conference (1-0)				
School	Overall	H	A	N
Tennessee Tech	1-0	-	1-0	-
Pac-12 Conference (0-3)				
School	Overall	H	A	N
California	0-1	-	0-1	-
Colorado	0-2	-	0-1	0-1
Totals	0-3	-	0-2	0-1
Patriot League (1-1)				
School	Overall	H	A	N
Navy	1-1	1-0	0-1	-
Southeastern Conference (0-1)				
School	Overall	H	A	N
Georgia	0-1	-	0-1	-
Southern Conference (37-35)				
School	Overall	H	A	N
Chattanooga	3-6	2-2	0-4	1-0
The Citadel	7-2	3-1	3-1	1-0
East. Tenn. State	3-4	3-0	0-2	0-1
Mercer	4-3	2-1	1-2	1-0
Samford	5-4	2-1	3-2	0-1
UNC Greensboro	4-4	2-1	1-3	1-0
VMI	4-2	2-1	2-1	-
Western Carolina	4-3	3-0	1-3	-
Wofford	2-7	2-2	0-4	0-1
Totals	36-35	21-9	11-22	4-3

Southland Conference (1-1)				
School	Overall	H	A	N
Abilene Christian	1-0	1-0	-	-
Texas A&M-CC	0-1	-	-	0-1
Totals	1-1	1-0	-	0-1
Southwestern Athletic Conference (1-0)				
School	Overall	H	A	N
Ark.-Pine Bluff	1-0	1-0	-	-
Sun Belt Conference (4-5)				
School	Overall	H	A	N
Appalachian State	3-0	2-0	1-0	-
Georgia Southern	0-3	0-1	0-1	0-1
Louisiana	0-2	0-1	-	0-1
Louisiana-Monroe	1-0	1-0	-	-
Totals	4-5	3-2	1-1	0-2
The Summit League (1-4)				
School	Overall	H	A	N
Omaha	1-1	1-0	0-1	-
South Dakota	0-1	-	0-1	-
South Dakota St.	0-2	-	0-1	0-1
Totals	1-4	1-0	0-3	0-1
West Coast Conference (0-0)				
School	Overall	H	A	N
None				
Western Athletic Conference (1-0)				
School	Overall	H	A	N
Chicago State	1-0	1-0	-	-
Independent				
School	Overall	H	A	N
None				
Division II/Other (10-1)				
School	Overall	H	A	N
Allen	1-0	1-0	-	-
Bluefield	1-0	1-0	-	-
Brevard	1-0	1-0	-	-
Coe College	1-0	1-0	-	-
Colorado Christian	1-0	1-0	-	-
Hiwassee	1-0	1-0	-	-
Mars Hill	0-1	0-1	-	-
Piedmont Int'l	1-0	1-0	-	-
Sewanee	1-0	1-0	-	-
St. Andrews	1-0	1-0	-	-
Trinity Baptist	1-0	1-0	-	-
Totals	10-1	10-1	-	-



2018-19 COLORADO STATE SEASON AND CAREER HIGHS

0 Hyron Edwards

Category Season & Career High

Points
Rebounds
Assists
Steals
Blocks
Field Goals
3 Pointers
Free Throws
Minutes

1 Zo Tyson

Category Season & Career High

Points 6, vs. Colorado Christian (11/7/18)
Rebounds 3, vs. Colorado Christian (11/7/18)
Assists 2, vs. Louisiana (11/19/18)
Steals
Blocks
Field Goals 1, vs. Colorado Christian (11/7/18), vs. Southern Illinois (11/27/18)
3 Pointers
Free Throws 4, vs. Colorado Christian (11/7/18)
Minutes 11, vs. Southern Illinois (11/27/18)

2 Sam Bannec

Category Season & Career High

Points 3, vs. Colorado Christian (11/7/18)
Rebounds 1, vs. Colorado Christian (11/7/18)
Assists 1, vs. Arkansas-Pine Bluff (11/10/18)
Steals
Blocks
Field Goals 1, vs. Colorado Christian (11/7/18)
3 Pointers 1, vs. Colorado Christian (11/7/18)
Free Throws
Minutes 4, vs. Colorado Christian (11/7/18)

3 Kendle Moore

Category Season & Career High

Points 26, vs. Colorado Christian (11/7/18)
Rebounds 4, vs. Colorado Christian (11/7/18), vs. South Dakota State (11/21/18)
Assists 4, four times
Steals 5, vs. Florida Gulf Coast (11/20/18)
Blocks
Field Goals 9, vs. Colorado Christian (11/7/18)
3 Pointers 4, vs. Colorado Christian (11/7/18)
Free Throws 7, vs. Montana State (11/14/18)
Minutes 35, vs. Montana State (11/14/18), vs. Louisiana (11/19/18)

12 Juan Sabino II

Category 2018-19 Season High Career High

Points 2, vs. San Jose State (2/10/18) 2, vs. San Jose State (2/10/18)
Rebounds 3, vs. Boise State (2/21/18) 3, vs. Boise State (2/21/18)
Assists 1, vs. Colorado Christian (11/7/18) **1, vs. Colorado Christian (11/7/18)**
Steals 1, vs. Fresno State (2/11/17)
Blocks
Field Goals 1, vs. San Jose State (2/10/18) 1, vs. San Jose State (2/10/18)
3 Pointers
Free Throws
Minutes 4, two times 4, two times

13 Lorenzo Jenkins

Category 2018-19 Season High Career High (D-I career)

Points 17, vs. Louisiana (11/19/18) **17, vs. Louisiana (11/19/18)**
Rebounds 10, vs. Louisiana (11/19/18) **10, vs. Louisiana (11/19/18)**
Assists 3, vs. Louisiana (11/19/18) **3, vs. Louisiana (11/19/18)**
Steals 2, vs. Montana State (11/14/18) **2, vs. Montana State (11/14/18)**
Blocks 1, three times **1, seven times**
Field Goals 6, two times **6, two times**
3 Pointers 4, vs. Montana State (11/14/18) **4, two times**
Free Throws 2, two times 3, two times
Minutes 32, vs. Louisiana (11/19/18) **32, vs. Louisiana (11/19/18)**

14 Robbie Berwick

Category 2018-19 Season High Career High (D-I career)

Points 4, vs. Arkansas-Pine Bluff (11/10/18) 13, vs. Virginia Tech (1/6/15)
Rebounds 4, vs. Colorado Christian (11/7/18) 6, vs. Virginia Tech (1/6/15)
Assists 6, vs. Colorado Christian (11/7/18) **6, vs. Colorado Christian (11/7/18)**
Steals 3, vs. The Citadel (1/25/14)
Blocks 1, at Pittsburgh (1/14/15)
Field Goals 5, vs. Virginia Tech (1/6/15)
3 Pointers 2, five times
Free Throws 4, vs. Arkansas-Pine Bluff (11/10/18) **4, vs. Arkansas-Pine Bluff (11/10/18)**
Minutes 28, vs. Colorado Christian (11/7/18) **28, three times**

15 Anthony Masinton-Bonner

Category 2018-19 Season High Career High

Points 22, vs. Colorado Christian (11/7/18) **22, two times**
Rebounds 5, vs. Colorado Christian (11/7/18) **5, four times**
Assists 4, two times **4, three times**
Steals 3, vs. Montana State (11/14/18) **3, vs. Montana State (11/14/18)**
Blocks 1, two times
Field Goals 8, vs. Colorado Christian (11/7/18) **8, vs. Colorado Christian (11/7/18)**
3 Pointers 6, vs. Colorado Christian (11/7/18) **6, vs. Colorado Christian (11/7/18)**
Free Throws 6, vs. Florida Gulf Coast (11/20/18) **6, two times**
Minutes 32, two times 50, vs. Wyoming (1/31/18)

21 Logan Ryan

Category 2018-19 Season High Career High (Same as Season High)

Points 7, vs. Arkansas-Pine Bluff (11/10/18) 13, at San Diego State (1/24/18)
Rebounds 4, four times 10, vs. Wyoming (1/31/18)
Assists 2, three times 3, vs. Wyoming (1/31/18)
Steals 1, vs. Colorado Christian (11/7/18) 1, vs. Boise State (2/21/18)
Blocks 1, three times
Field Goals 2, two times 5, at San Diego State (1/24/18)
3 Pointers 3, at San Diego State (1/24/18)
Free Throws 3, vs. Arkansas-Pine Bluff (11/10/18) **3, vs. Arkansas-Pine Bluff (11/10/18)**
Minutes 14, two times 24, vs. Wyoming (1/31/18)

22 J.D. Paige

Category 2018-19 Season High Career High

Points 23, vs. Montana State (11/14/18) **23, three times**
Rebounds 7, vs. Florida Gulf Coast (11/20/18) **7, two times**
Assists 6, vs. Arkansas-Pine Bluff (11/10/18) **6, two times**
Steals 2, two times 4, two times
Blocks 3, vs. SE Louisiana (11/25/16)
Field Goals 9, vs. Montana State (11/14/18) 9, two times
3 Pointers 4, vs. Arkansas-Pine Bluff (11/10/18) 5, two times
Free Throws 4, vs. Montana State (11/14/18) 8, vs. Alcorn State (11/27/16)
Minutes 35, two times 40, vs. Nevada (3/11/17)

30 Kris Martin

Category Season & CSU Career High

Points 21, at Colorado (12/1/18)
Rebounds 7, vs. South Dakota State (11/21/18)
Assists 2, vs. Southern Illinois (11/27/18)
Steals 1, vs. South Dakota State (11/21/18)
Blocks 1, vs. South Dakota State (11/21/18)
Field Goals 8, at Colorado (12/1/18)
3 Pointers 3, vs. Southern Illinois (11/27/18), at Colorado (12/1/18)
Free Throws 4, vs. Southern Illinois (11/27/18)
Minutes 30, vs. South Dakota State (11/21/18), at Colorado (12/1/18)

31 Adam Thistlewood

Category Season & Career High

Points 17, vs. Louisiana (11/19/18)
Rebounds 7, vs. Arkansas-Pine Bluff (11/10/18)
Assists 2, vs. Arkansas-Pine Bluff (11/10/18), vs. Southern Illinois (11/27/18)
Steals 2, vs. Colorado Christian (11/7/18)
Blocks 2, vs. South Dakota State (11/21/18)
Field Goals 6, vs. Louisiana (11/19/18)
3 Pointers 2, vs. Colorado Christian (11/7/18), vs. Florida Gulf Coast (11/20/18)
Free Throws 9, vs. Arkansas-Pine Bluff (11/10/18)
Minutes 30, vs. Florida Gulf Coast (11/20/18)

32 Nico Carvacho

Category 2018-19 Season High Career High

Points 18, vs. Arkansas-Pine Bluff (11/10/18) 26, vs. San Jose State (2/10/18)
Rebounds 15, vs. Colorado Christian (11/7/18) 20, two times
Assists 3, vs. Colorado Christian (11/7/18) 7, at Nevada (2/25/18)
Steals 2, vs. Louisiana (11/19/18) 3, three times
Blocks 1, three times 4, two times
Field Goals 8, vs. Florida Gulf Coast (11/20/18) 11, vs. San Jose State (2/10/18)
3 Pointers 2, at San Diego State (1/24/18)
Free Throws 6, vs. Arkansas-Pine Bluff (11/10/18) 6, at Utah State (1/10/18)
Minutes 36, at Colorado (12/1/18) 39, at Nevada (2/25/18)

33 Jack Schoemann

Category Season & Career High

Points 2, vs. Arkansas-Pine Bluff (11/10/18)
Rebounds
Assists
Steals
Blocks
Field Goals
3 Pointers
Free Throws 2, vs. Arkansas-Pine Bluff (11/10/18)
Minutes 8, vs. Colorado Christian (11/7/18)

Colorado State Rams (Team)

Category 2018-19 Season High















Points 100, vs. Colorado Christian (11/7/18)
Rebounds 49, vs. Colorado Christian (11/7/18)
Assists 21, vs. Colorado Christian (11/7/18), vs. Arkansas-Pine Bluff (11/10/18)
Steals 9, vs. Louisiana (11/19/18), vs. Florida Gulf Coast (11/20/18)
Blocks 4, vs. South Dakota State (11/21/18)
Field Goals 34, vs. Colorado Christian (11/7/18)
3 Pointers 16, vs. Colorado Christian (11/7/18)
Free Throws 26, vs. Arkansas-Pine Bluff (11/10/18)
Minutes 40, eight times



GAME 9 - ARKANSAS

Colorado State Rams: 4-4 (0-0 in Mountain West) in 2018-19; Five postseason appearances in the last seven seasons; nine 20-win seasons

Head Coach Niko Medved: st season in Fort Collins; 6th season as head coach (83-91); Previous head coaching stops at Furman and Drake; Former CSU assistant (2007-13), helping the Rams to back-to-back NCAA appearances (2012 & 2013), including a win over Missouri in the first round in 2013

	<div>0</div> <div>Hyron Edwards G • 6-0 • 165 • R-Jr. East Chicago, Ind. Trinity Valley (TX) CC</div>	<table><tr><td>GP-S</td><td>mpg</td><td>ppg</td><td>rpg</td><td>apg</td><td>spg</td><td>fg%</td><td>3p%</td><td>ft%</td></tr><tr><td>18-19</td><td></td><td></td><td></td><td></td><td></td><td></td><td></td><td></td></tr><tr><td>MW</td><td></td><td></td><td></td><td></td><td></td><td></td><td></td><td></td></tr><tr><td>Career bests:</td><td>Pts. -</td><td></td><td></td><td></td><td></td><td></td><td></td><td></td></tr><tr><td></td><td>Reb. -</td><td></td><td></td><td></td><td></td><td></td><td></td><td></td></tr><tr><td></td><td>Ass. -</td><td></td><td></td><td></td><td></td><td></td><td></td><td></td></tr></table>	GP-S	mpg	ppg	rpg	apg	spg	fg%	3p%	ft%	18-19									MW									Career bests:	Pts. -									Reb. -									Ass. -								<p>Will see first action at end of first semester after transferring from Texas Tech... Played his first two years of college basketball at Trinity Valley CC... Started in 25 of 26 gms played as a soph... Avg 18.5 pts, 4.9 asts and 1.7 stls, leading the squad to 24-7 mark and a berth in the NJCAA Region XIV Tourney... Earned Honorable Mention All-American honors... Was an ESPN top 100 recruit out of high school.</p>									
GP-S	mpg	ppg	rpg	apg	spg	fg%	3p%	ft%																																																										
18-19																																																																		
MW																																																																		
Career bests:	Pts. -																																																																	
	Reb. -																																																																	
	Ass. -																																																																	
	<div>1</div> <div>Zo Tyson F • 6-10 • 195 • R-Jr. Fayetteville, N.C. Cape Fear CC</div>	<table><tr><td>GP-S</td><td>mpg</td><td>ppg</td><td>rpg</td><td>apg</td><td>spg</td><td>fg%</td><td>3p%</td><td>ft%</td></tr><tr><td>18-19</td><td>4-0</td><td>7.0</td><td>2.0</td><td>1.0</td><td>0.8</td><td>0.3</td><td>.667</td><td>.000</td></tr><tr><td>MW</td><td></td><td></td><td></td><td></td><td></td><td></td><td></td><td>.571</td></tr><tr><td>Career bests:</td><td>Pts. - 6, vs. Colorado Christian (11/7/18)</td><td></td><td></td><td></td><td></td><td></td><td></td><td></td></tr><tr><td></td><td>Reb. - 3, vs. Colorado Christian (11/7/18)</td><td></td><td></td><td></td><td></td><td></td><td></td><td></td></tr><tr><td></td><td>Ass. -</td><td></td><td></td><td></td><td></td><td></td><td></td><td></td></tr></table>	GP-S	mpg	ppg	rpg	apg	spg	fg%	3p%	ft%	18-19	4-0	7.0	2.0	1.0	0.8	0.3	.667	.000	MW								.571	Career bests:	Pts. - 6, vs. Colorado Christian (11/7/18)									Reb. - 3, vs. Colorado Christian (11/7/18)									Ass. -								<p>Had one steal in 5 min at CU (12/1)... Scored 6 pts, 3 reb in 8 min in first CSU game vs. CCU (11/7)... Sat out entire 2017-18 season due to foot injury... Two-year letter-winner at Cape Fear CC... As a soph., started in 25 of his 31 gms, avg 14.0 pts and 8.4 rebs, increasing those avgs to 16.6 pts and 9.4 rebs in league... Shot 65.2% FG and 68.3% FT and added 26 asts, 22 stls, and 47 blks... Posted career-high 27 pts against Clinton JC.</p>									
GP-S	mpg	ppg	rpg	apg	spg	fg%	3p%	ft%																																																										
18-19	4-0	7.0	2.0	1.0	0.8	0.3	.667	.000																																																										
MW								.571																																																										
Career bests:	Pts. - 6, vs. Colorado Christian (11/7/18)																																																																	
	Reb. - 3, vs. Colorado Christian (11/7/18)																																																																	
	Ass. -																																																																	
	<div>2</div> <div>Sam Bannec G • 6-3 • 180 • Fr. Aurora, Colo. Regis Jesuit HS</div>	<table><tr><td>GP-S</td><td>mpg</td><td>ppg</td><td>rpg</td><td>apg</td><td>spg</td><td>fg%</td><td>3p%</td><td>ft%</td></tr><tr><td>18-19</td><td>2-0</td><td>3.0</td><td>1.5</td><td>0.5</td><td>0.5</td><td>0.0</td><td>1.000</td><td>1.000</td></tr><tr><td>MW</td><td></td><td></td><td></td><td></td><td></td><td></td><td></td><td></td></tr><tr><td>Career bests:</td><td>Pts. - 3, vs. Colorado Christian (11/7/18)</td><td></td><td></td><td></td><td></td><td></td><td></td><td></td></tr><tr><td></td><td>Reb. - 1, vs. Colorado Christian (11/7/18)</td><td></td><td></td><td></td><td></td><td></td><td></td><td></td></tr><tr><td></td><td>Ass. -</td><td></td><td></td><td></td><td></td><td></td><td></td><td></td></tr></table>	GP-S	mpg	ppg	rpg	apg	spg	fg%	3p%	ft%	18-19	2-0	3.0	1.5	0.5	0.5	0.0	1.000	1.000	MW									Career bests:	Pts. - 3, vs. Colorado Christian (11/7/18)									Reb. - 1, vs. Colorado Christian (11/7/18)									Ass. -								<p>Scored his first collegiate pts with a 3 late in the win over CCU (11/7)...Led his team to a 19-6 record and Class 5A Sweet 16 as a senior, avg 12.8 pts, 4.1 rebs and 2.2 asts per contest. Named All-Continental League Second Team honoree and to Team West for the 2018 A-Town All-Stars... Also played in The Show: Colorado all-star game... Scored in double figures in 18 gms, high of 31.</p>									
GP-S	mpg	ppg	rpg	apg	spg	fg%	3p%	ft%																																																										
18-19	2-0	3.0	1.5	0.5	0.5	0.0	1.000	1.000																																																										
MW																																																																		
Career bests:	Pts. - 3, vs. Colorado Christian (11/7/18)																																																																	
	Reb. - 1, vs. Colorado Christian (11/7/18)																																																																	
	Ass. -																																																																	
	<div>3</div> <div>Kendle Moore G • 5-10 • 145 • Fr. Danville, Ill. Danville HS</div>	<table><tr><td>GP-S</td><td>mpg</td><td>ppg</td><td>rpg</td><td>apg</td><td>spg</td><td>fg%</td><td>3p%</td><td>ft%</td></tr><tr><td>18-19</td><td>8-8</td><td>30.3</td><td>11.3</td><td>2.5</td><td>2.8</td><td>1.5</td><td>.523</td><td>.323</td></tr><tr><td>MW</td><td></td><td></td><td></td><td></td><td></td><td></td><td></td><td>.750</td></tr><tr><td>Career bests:</td><td>Pts. - 26, vs. Colorado Christian (11/7/18)</td><td></td><td></td><td></td><td></td><td></td><td></td><td></td></tr><tr><td></td><td>Reb. - 4, three times</td><td></td><td></td><td></td><td></td><td></td><td></td><td></td></tr><tr><td></td><td>Ass. - 4, four times</td><td></td><td></td><td></td><td></td><td></td><td></td><td></td></tr></table>	GP-S	mpg	ppg	rpg	apg	spg	fg%	3p%	ft%	18-19	8-8	30.3	11.3	2.5	2.8	1.5	.523	.323	MW								.750	Career bests:	Pts. - 26, vs. Colorado Christian (11/7/18)									Reb. - 4, three times									Ass. - 4, four times								<p>10+ pts 5 of first 8 college gms... Handed our 4 ast at CU (12/1)... 17 pts, 4 ast, team season-best 5 stl in win at FGCU (11/20)... Started 1st college gm: team-high 26 pts (8-11 FG, 4-5 3p), 4 reb, 4 ast in 32 min vs CCU (11/7)... All-time leadingscorer at Danville HS- 1700+ pts... Was top-10 prospect, top point guard after his sr. year from Prep Hoops Illinois... BIG 12 Conf. POY and on both Associated Press & Illinois Basketball Coaches Assoc. Class 3A/4A All-State teams.</p>									
GP-S	mpg	ppg	rpg	apg	spg	fg%	3p%	ft%																																																										
18-19	8-8	30.3	11.3	2.5	2.8	1.5	.523	.323																																																										
MW								.750																																																										
Career bests:	Pts. - 26, vs. Colorado Christian (11/7/18)																																																																	
	Reb. - 4, three times																																																																	
	Ass. - 4, four times																																																																	
	<div>12</div> <div>Juan Sabino II G • 5-11 • 170 • R-Jr. Fountain, Colo. Fountain-Fort Carson HS</div>	<table><tr><td>GP-S</td><td>mpg</td><td>ppg</td><td>rpg</td><td>apg</td><td>spg</td><td>fg%</td><td>3p%</td><td>ft%</td></tr><tr><td>18-19</td><td>2-0</td><td>2.5</td><td>0.0</td><td>0.5</td><td>0.5</td><td>0.0</td><td>.000</td><td>.000</td></tr><tr><td>MW</td><td></td><td></td><td></td><td></td><td></td><td></td><td></td><td></td></tr><tr><td>Career bests:</td><td>Pts. - 2, vs. San Jose State (2/10/18)</td><td></td><td></td><td></td><td></td><td></td><td></td><td></td></tr><tr><td></td><td>Reb. - 3, vs. Boise State (2/21/18)</td><td></td><td></td><td></td><td></td><td></td><td></td><td></td></tr><tr><td></td><td>Ass. - 1, vs. Colorado Christian (11/7/18)</td><td></td><td></td><td></td><td></td><td></td><td></td><td></td></tr></table>	GP-S	mpg	ppg	rpg	apg	spg	fg%	3p%	ft%	18-19	2-0	2.5	0.0	0.5	0.5	0.0	.000	.000	MW									Career bests:	Pts. - 2, vs. San Jose State (2/10/18)									Reb. - 3, vs. Boise State (2/21/18)									Ass. - 1, vs. Colorado Christian (11/7/18)								<p>Saw action in two games for the Rams in 2017-18... Came off the bench for his first CSU bucket, hitting a jumper in the win over San Jose St. (Feb. 10)... Had three rebs in four min of play against Boise St. (Feb. 21)... Joined the team in 2016-17 at midseason as a walk-on... Contributed to the team's 13-5 record in conference action... Played in five games, recording one rebound and one steal.</p>									
GP-S	mpg	ppg	rpg	apg	spg	fg%	3p%	ft%																																																										
18-19	2-0	2.5	0.0	0.5	0.5	0.0	.000	.000																																																										
MW																																																																		
Career bests:	Pts. - 2, vs. San Jose State (2/10/18)																																																																	
	Reb. - 3, vs. Boise State (2/21/18)																																																																	
	Ass. - 1, vs. Colorado Christian (11/7/18)																																																																	
	<div>13</div> <div>Lorenzo Jenkins G/F • 6-7 • 210 • R-Jr. Naples, Fla. Arkansas</div>	<table><tr><td>GP-S</td><td>mpg</td><td>ppg</td><td>rpg</td><td>apg</td><td>spg</td><td>fg%</td><td>3p%</td><td>ft%</td></tr><tr><td>18-19</td><td>8-8</td><td>22.5</td><td>9.3</td><td>3.4</td><td>0.8</td><td>0.8</td><td>.419</td><td>.421</td></tr><tr><td>MW</td><td></td><td></td><td></td><td></td><td></td><td></td><td></td><td>.857</td></tr><tr><td>Career bests:</td><td>Pts. - 17, vs. Louisiana (11/21/18)</td><td></td><td></td><td></td><td></td><td></td><td></td><td></td></tr><tr><td></td><td>Reb. - 10, vs. Louisiana (11/21/18)</td><td></td><td></td><td></td><td></td><td></td><td></td><td></td></tr><tr><td></td><td>Ass. - 3, vs. Louisiana (11/21/18)</td><td></td><td></td><td></td><td></td><td></td><td></td><td></td></tr></table>	GP-S	mpg	ppg	rpg	apg	spg	fg%	3p%	ft%	18-19	8-8	22.5	9.3	3.4	0.8	0.8	.419	.421	MW								.857	Career bests:	Pts. - 17, vs. Louisiana (11/21/18)									Reb. - 10, vs. Louisiana (11/21/18)									Ass. - 3, vs. Louisiana (11/21/18)								<p>First college dbl-dbl of career highs of 17 pts, 10 reb, 3 ast vs. Louisiana (11/19)... Started opener-15 pts, 6.0 rebs in 29 min vs. CCU (11/7)... Played in 31 gms in '17-'18, getting lone start at Nev (Feb. 25)... Avg 3.6 pts, 2.1 rebs, 14.0 min a game... Connected on 40.2% from the floor, including 40.7% from the three-point arc... Had season highs of 14 pts (4-5 3p) and six rebs against Florida State (Nov. 19)... Also had double figures against Fresno St (Jan. 6) with 11 points and five rebounds...</p>									
GP-S	mpg	ppg	rpg	apg	spg	fg%	3p%	ft%																																																										
18-19	8-8	22.5	9.3	3.4	0.8	0.8	.419	.421																																																										
MW								.857																																																										
Career bests:	Pts. - 17, vs. Louisiana (11/21/18)																																																																	
	Reb. - 10, vs. Louisiana (11/21/18)																																																																	
	Ass. - 3, vs. Louisiana (11/21/18)																																																																	
	<div>14</div> <div>Robbie Berwick G • 6-5 • 195 • R-Sr. Atascadero, Calif. Florida State</div>	<table><tr><td>GP-S</td><td>mpg</td><td>ppg</td><td>rpg</td><td>apg</td><td>spg</td><td>fg%</td><td>3p%</td><td>ft%</td></tr><tr><td>18-19</td><td>5-0</td><td>13.0</td><td>0.8</td><td>1.6</td><td>2.0</td><td>0.0</td><td>.000</td><td>.000</td></tr><tr><td>MW</td><td></td><td></td><td></td><td></td><td></td><td></td><td></td><td>1.000</td></tr><tr><td>Career bests:</td><td>Pts. - 13, vs. Virginia Tech (11/6/15) - FSU</td><td></td><td></td><td></td><td></td><td></td><td></td><td></td></tr><tr><td></td><td>Reb. - 6, vs. Virginia Tech (11/6/15) - FSU</td><td></td><td></td><td></td><td></td><td></td><td></td><td></td></tr><tr><td></td><td>Ass. - 6, vs. Colorado Christian (11/7/18)</td><td></td><td></td><td></td><td></td><td></td><td></td><td></td></tr></table>	GP-S	mpg	ppg	rpg	apg	spg	fg%	3p%	ft%	18-19	5-0	13.0	0.8	1.6	2.0	0.0	.000	.000	MW								1.000	Career bests:	Pts. - 13, vs. Virginia Tech (11/6/15) - FSU									Reb. - 6, vs. Virginia Tech (11/6/15) - FSU									Ass. - 6, vs. Colorado Christian (11/7/18)								<p>Career-best 6 ast in 28 min vs. CCU (11/7)... In 21 contests his first season for CSU (missed 10 with injuries), avg 2.5 pts and 0.6 rebs... Hit 37.8% FG and 33.3% 3p... Had a season-high eight pts in 19 min of play in win over San Jose St. (Feb. 10)... Chipped in seven pts in the season-opening win over Sac. St. (Nov. 10)... Season-high 28 min, scored five pts with three asts in victory over NW St. (Nov. 24).</p>									
GP-S	mpg	ppg	rpg	apg	spg	fg%	3p%	ft%																																																										
18-19	5-0	13.0	0.8	1.6	2.0	0.0	.000	.000																																																										
MW								1.000																																																										
Career bests:	Pts. - 13, vs. Virginia Tech (11/6/15) - FSU																																																																	
	Reb. - 6, vs. Virginia Tech (11/6/15) - FSU																																																																	
	Ass. - 6, vs. Colorado Christian (11/7/18)																																																																	
	<div>15</div> <div>Anthony Masinton-Bonner G • 6-3 • 180 • R-Jr. Lawrence, Kan. / Lawrence HS</div>	<table><tr><td>GP-S</td><td>mpg</td><td>ppg</td><td>rpg</td><td>apg</td><td>spg</td><td>fg%</td><td>3p%</td><td>ft%</td></tr><tr><td>18-19</td><td>8-8</td><td>30.9</td><td>15.4</td><td>2.5</td><td>1.9</td><td>1.1</td><td>.566</td><td>.477</td></tr><tr><td>MW</td><td></td><td></td><td></td><td></td><td></td><td></td><td></td><td>.800</td></tr><tr><td>Career bests:</td><td>Pts. - 22, two times</td><td></td><td></td><td></td><td></td><td></td><td></td><td></td></tr><tr><td></td><td>Reb. - 5, four times</td><td></td><td></td><td></td><td></td><td></td><td></td><td></td></tr><tr><td></td><td>Ass. - 4, three times (recent - vs. Southern Ill. (11/27/18))</td><td></td><td></td><td></td><td></td><td></td><td></td><td></td></tr></table>	GP-S	mpg	ppg	rpg	apg	spg	fg%	3p%	ft%	18-19	8-8	30.9	15.4	2.5	1.9	1.1	.566	.477	MW								.800	Career bests:	Pts. - 22, two times									Reb. - 5, four times									Ass. - 4, three times (recent - vs. Southern Ill. (11/27/18))								<p>Had 14 pts (5-7 FG, 4-5 3p), 3 reb at CU (12/1)... Scored team-high 20 pts vs. S. Dak. St. (11/20)... Had 17 pts in winn over FGCU (11/20)... Career-high 3 stls with 14 pts & 3 reb vs. Montana St. (11/14)... Tied career bests 22 pts, 5 reb, hitting 8-9 FG (6-7 3p) in win over CCU (11/7)...In all 32 gms in '17-'18, starting 21 with 8.9 pts, 2.7 rebs, 27.1 min... Shot 44.8% from floor... Team-best 43.2% on 3-pt arc, and 82.1% from FT line... Career-best 22 pts vs SDSU (1/24).</p>									
GP-S	mpg	ppg	rpg	apg	spg	fg%	3p%	ft%																																																										
18-19	8-8	30.9	15.4	2.5	1.9	1.1	.566	.477																																																										
MW								.800																																																										
Career bests:	Pts. - 22, two times																																																																	
	Reb. - 5, four times																																																																	
	Ass. - 4, three times (recent - vs. Southern Ill. (11/27/18))																																																																	
	<div>21</div> <div>Logan Ryan F • 6-7 • 197 • So. Plymouth, Mich. Int'l Sports [Fla.] Academy</div>	<table><tr><td>GP-S</td><td>mpg</td><td>ppg</td><td>rpg</td><td>apg</td><td>spg</td><td>fg%</td><td>3p%</td><td>ft%</td></tr><tr><td>18-19</td><td>6-0</td><td>11.5</td><td>2.7</td><td>2.7</td><td>1.3</td><td>0.2</td><td>.600</td><td>.000</td></tr><tr><td>MW</td><td></td><td></td><td></td><td></td><td></td><td></td><td></td><td>.800</td></tr><tr><td>Career bests:</td><td>Pts. - 13, at San Diego State (1/24/18)</td><td></td><td></td><td></td><td></td><td></td><td></td><td></td></tr><tr><td></td><td>Reb. - 10, vs. Wyoming (1/31/18)</td><td></td><td></td><td></td><td></td><td></td><td></td><td></td></tr><tr><td></td><td>Ass. - 3, vs. Wyoming (1/31/18)</td><td></td><td></td><td></td><td></td><td></td><td></td><td></td></tr></table>	GP-S	mpg	ppg	rpg	apg	spg	fg%	3p%	ft%	18-19	6-0	11.5	2.7	2.7	1.3	0.2	.600	.000	MW								.800	Career bests:	Pts. - 13, at San Diego State (1/24/18)									Reb. - 10, vs. Wyoming (1/31/18)									Ass. - 3, vs. Wyoming (1/31/18)								<p>Had 4 pts, 4 reb in 10 min off bench vs CCU (11/7)... Played in 21 gms as a true frosh, getting lone start at Oregon (Dec. 8)... Averaged 2.3 pts and 1.7 rebs per game... Shot 56.7% FG along with 46.7% beyond the 3-pt line... Had his only double-digit scoring at San Diego State (Jan. 24), scoring 13 pts on 5-6 FG (3-4 3p) in 21 min of play... Had a season-best 10 rebs, 6 pts, 3 ast in a season-high 24 minutes against Wyoming (Jan. 31).</p>									
GP-S	mpg	ppg	rpg	apg	spg	fg%	3p%	ft%																																																										
18-19	6-0	11.5	2.7	2.7	1.3	0.2	.600	.000																																																										
MW								.800																																																										
Career bests:	Pts. - 13, at San Diego State (1/24/18)																																																																	
	Reb. - 10, vs. Wyoming (1/31/18)																																																																	
	Ass. - 3, vs. Wyoming (1/31/18)																																																																	
	<div>22</div> <div>J.D. Paige G • 6-3 • 180 • R-Sr. Denver, Colo. Rangeview HS</div>	<table><tr><td>GP-S</td><td>mpg</td><td>ppg</td><td>rpg</td><td>apg</td><td>spg</td><td>fg%</td><td>3p%</td><td>ft%</td></tr><tr><td>18-19</td><td>7-7</td><td>32.4</td><td>15.1</td><td>4.7</td><td>3.0</td><td>0.7</td><td>.512</td><td>.394</td></tr><tr><td>MW</td><td></td><td></td><td></td><td></td><td></td><td></td><td></td><td>.750</td></tr><tr><td>Career bests:</td><td>Pts. - 23, three times (latest-vs. Montana State (11/14/18))</td><td></td><td></td><td></td><td></td><td></td><td></td><td></td></tr><tr><td></td><td>Reb. - 7, vs. Colorado (12/2/17), vs. Fla. Gulf Coast (11/20/18)</td><td></td><td></td><td></td><td></td><td></td><td></td><td></td></tr><tr><td></td><td>Ass. - 6, vs. Alcorn St (11/27/16), vs. Ark.-Pine Bluff (11/10/18)</td><td></td><td></td><td></td><td></td><td></td><td></td><td></td></tr></table>	GP-S	mpg	ppg	rpg	apg	spg	fg%	3p%	ft%	18-19	7-7	32.4	15.1	4.7	3.0	0.7	.512	.394	MW								.750	Career bests:	Pts. - 23, three times (latest-vs. Montana State (11/14/18))									Reb. - 7, vs. Colorado (12/2/17), vs. Fla. Gulf Coast (11/20/18)									Ass. - 6, vs. Alcorn St (11/27/16), vs. Ark.-Pine Bluff (11/10/18)								<p>Had 17 pts, 6 reb, 3 ast at CU (12/1)... Scored 17 pts, 2 ast vs. S. Dak. St. (11/21)... Tied career best with 23 pts (9-16 FG, 4-5 FT) in win over Montana St. (11/14)... Had 14 pts, (4-5 3p) career-high 6 ast in first gm of year vs UAPB (11/10)... Started 22 of 23 games in '17-'18, avgg 10.4 points (tied for second for CSU), 3.0 rebs and a team-best 2.6 asts per game... Scored in double figures 13 times in '17-'18, leading the Rams five times.</p>									
GP-S	mpg	ppg	rpg	apg	spg	fg%	3p%	ft%																																																										
18-19	7-7	32.4	15.1	4.7	3.0	0.7	.512	.394																																																										
MW								.750																																																										
Career bests:	Pts. - 23, three times (latest-vs. Montana State (11/14/18))																																																																	
	Reb. - 7, vs. Colorado (12/2/17), vs. Fla. Gulf Coast (11/20/18)																																																																	
	Ass. - 6, vs. Alcorn St (11/27/16), vs. Ark.-Pine Bluff (11/10/18)																																																																	
	<div>30</div> <div>Kris Martin G • 6-4 • 190 • R-Jr. Frisco, Texas Oral Roberts</div>	<table><tr><td>GP-S</td><td>mpg</td><td>ppg</td><td>rpg</td><td>apg</td><td>spg</td><td>fg%</td><td>3p%</td><td>ft%</td></tr><tr><td>18-19</td><td>3-0</td><td>29.3</td><td>15.7</td><td>4.0</td><td>1.0</td><td>0.3</td><td>.515</td><td>.500</td></tr><tr><td>MW</td><td></td><td></td><td></td><td></td><td></td><td></td><td></td><td>.667</td></tr><tr><td>Career bests:</td><td>Pts. - 21, at Colorado (12/1/18)</td><td></td><td></td><td></td><td></td><td></td><td></td><td></td></tr><tr><td></td><td>Reb. - 7, vs. South Dakota State (11/21/18)</td><td></td><td></td><td></td><td></td><td></td><td></td><td></td></tr><tr><td></td><td>(CSU Only)</td><td></td><td></td><td></td><td></td><td></td><td></td><td></td></tr><tr><td></td><td>Ass. - 2, vs. Southern Illinois (11/27/18)</td><td></td><td></td><td></td><td></td><td></td><td></td><td></td></tr></table>	GP-S	mpg	ppg	rpg	apg	spg	fg%	3p%	ft%	18-19	3-0	29.3	15.7	4.0	1.0	0.3	.515	.500	MW								.667	Career bests:	Pts. - 21, at Colorado (12/1/18)									Reb. - 7, vs. South Dakota State (11/21/18)									(CSU Only)									Ass. - 2, vs. Southern Illinois (11/27/18)								<p>Scored team-high 21 pts at CU (12/1)... Tied for team-high with 15 pts in 28 min vs. SIU (11/27)... First CSU game vs. S. Dak. St. (11/21), scoring 11 pts, 7 reb off bench... Susp first 5 gms of '18-19... Sat out '17-'18 per NCAA Division I transfer rules, two years of elig. remain...Started 23 of 28 gms as soph. at Oral Roberts... 3rd for ORU, 18th in Summit League at 13.2 pts/gm, shooting 40.8% FG... Led in scoring 7 times, with 10+ pts in 18 gms and six overall of 20+... Career high at Missouri St. with 35.</p>
GP-S	mpg	ppg	rpg	apg	spg	fg%	3p%	ft%																																																										
18-19	3-0	29.3	15.7	4.0	1.0	0.3	.515	.500																																																										
MW								.667																																																										
Career bests:	Pts. - 21, at Colorado (12/1/18)																																																																	
	Reb. - 7, vs. South Dakota State (11/21/18)																																																																	
	(CSU Only)																																																																	
	Ass. - 2, vs. Southern Illinois (11/27/18)																																																																	
	<div>31</div> <div>Adam Thistlewood F • 6-6 • 200 • Fr. Golden, Colo. Golden HS</div>	<table><tr><td>GP-S</td><td>mpg</td><td>ppg</td><td>rpg</td><td>apg</td><td>spg</td><td>fg%</td><td>3p%</td><td>ft%</td></tr><tr><td>18-19</td><td>8-1</td><td>26.1</td><td>8.9</td><td>3.8</td><td>1.3</td><td>0.4</td><td>.380</td><td>.73</td></tr><tr><td>MW</td><td></td><td></td><td></td><td></td><td></td><td></td><td></td><td>.800</td></tr><tr><td>Career bests:</td><td>Pts. - 17, vs. Louisiana (11/19/18)</td><td></td><td></td><td></td><td></td><td></td><td></td><td></td></tr><tr><td></td><td>Reb. - 7, vs. Arkansas-Pine Bluff (11/10/18)</td><td></td><td></td><td></td><td></td><td></td><td></td><td></td></tr><tr><td></td><td>Ass. - 3, vs. Montana State (11/14/18)</td><td></td><td></td><td></td><td></td><td></td><td></td><td></td></tr></table>	GP-S	mpg	ppg	rpg	apg	spg	fg%	3p%	ft%	18-19	8-1	26.1	8.9	3.8	1.3	0.4	.380	.73	MW								.800	Career bests:	Pts. - 17, vs. Louisiana (11/19/18)									Reb. - 7, vs. Arkansas-Pine Bluff (11/10/18)									Ass. - 3, vs. Montana State (11/14/18)								<p>Scored 17 pts, had 5 reb vs. Louisiana (11/19)... Had 14 pts, 7 reb off bench in win over UAPB (11/10)... Started first CSU gm, 10 pts, 5 reb, 26 min... Two-time first-team All-State honoree, three letter... As senior was team captain for 2nd straight year... Avg 22.3 pts, 8.4 rebs, 21 asts, 17 stls, 15 blks in leading Demons to a 21-4 record in '17-'18, including 13-1 mark en route to 4A JeffCo League title and berth in state's Sweet 16... Shot 58% from the floor, 44% beyond the 3-pt</p>									
GP-S	mpg	ppg	rpg	apg	spg	fg%	3p%	ft%																																																										
18-19	8-1	26.1	8.9	3.8	1.3	0.4	.380	.73																																																										
MW								.800																																																										
Career bests:	Pts. - 17, vs. Louisiana (11/19/18)																																																																	
	Reb. - 7, vs. Arkansas-Pine Bluff (11/10/18)																																																																	
	Ass. - 3, vs. Montana State (11/14/18)																																																																	
	<div>32</div> <div>Nico Carvacho F/C • 6-11 • 240 • R-Jr. Frisco, Texas Sunrise Christian [Kan.] Academy</div>	<table><tr><td>GP-S</td><td>mpg</td><td>ppg</td><td>rpg</td><td>apg</td><td>spg</td><td>fg%</td><td>3p%</td><td>ft%</td></tr><tr><td>18-19</td><td>8-8</td><td>28.0</td><td>1.0</td><td>10.4</td><td>1.5</td><td>0.8</td><td>.59</td><td>.000</td></tr><tr><td>MW</td><td></td><td></td><td></td><td></td><td></td><td></td><td></td><td>.512</td></tr><tr><td>Career bests:</td><td>Pts. - 26, vs. San Jose State (2/10/18)</td><td></td><td></td><td></td><td></td><td></td><td></td><td></td></tr><tr><td></td><td>Reb. - 20, vs. Winthrop (11/14/17), vs. San Jose St. (2/10/18)</td><td></td><td></td><td></td><td></td><td></td><td></td><td></td></tr><tr><td></td><td>Ass. - 7, at Nevada (2/25/18)</td><td></td><td></td><td></td><td></td><td></td><td></td><td></td></tr></table>	GP-S	mpg	ppg	rpg	apg	spg	fg%	3p%	ft%	18-19	8-8	28.0	1.0	10.4	1.5	0.8	.59	.000	MW								.512	Career bests:	Pts. - 26, vs. San Jose State (2/10/18)									Reb. - 20, vs. Winthrop (11/14/17), vs. San Jose St. (2/10/18)									Ass. - 7, at Nevada (2/25/18)								<p>Dbl-dbl of 15 pts, 12 reb at CU (12/1)... Had 16 pts, 9 reb in win over FGCU (11/20)... Team-highs 18 pts, 11 reb in win over UAPB (11/10)... Dbl-dbl in opener vs CCU (11/7) of 14 pts, 15 reb... Started all 32 gms in '17-'18, only Ram to... Avg 9.2 pts, MW-best 10.3 rebs... Avg 11.1 pts, 12.3 rebs in MW play (next was 9.6 rpg) to earn Hon. Mention All-MW by coaches & media... 10+ rebs in last 18 gms (avg 13.7 in span)... Posted 6th-ever ind. 300-reb season in CSU history... Dbl-dbls in 11 of last 17 gms played in.</p>									
GP-S	mpg	ppg	rpg	apg	spg	fg%	3p%	ft%																																																										
18-19	8-8	28.0	1.0	10.4	1.5	0.8	.59	.000																																																										
MW								.512																																																										
Career bests:	Pts. - 26, vs. San Jose State (2/10/18)																																																																	
	Reb. - 20, vs. Winthrop (11/14/17), vs. San Jose St. (2/10/18)																																																																	
	Ass. - 7, at Nevada (2/25/18)																																																																	
	<div>33</div> <div>Jack Schoemann F • 6-7 • 190 • Fr. Prairie Village, Kan. Shawnee Mission East HS</div>	<table><tr><td>GP-S</td><td>mpg</td><td>ppg</td><td>rpg</td><td>apg</td><td>spg</td><td>fg%</td><td>3p%</td><td>ft%</td></tr><tr><td>18-19</td><td>2-0</td><td>5.0</td><td>1.0</td><td>0.0</td><td>0.0</td><td>0.0</td><td>.000</td><td>.000</td></tr><tr><td>MW</td><td></td><td></td><td></td><td></td><td></td><td></td><td></td><td>1.000</td></tr><tr><td>Career bests:</td><td>Pts. - 2, vs. Arkansas-Pine Bluff (11/10/18)</td><td></td><td></td><td></td><td></td><td></td><td></td><td></td></tr><tr><td></td><td>Reb. -</td><td></td><td></td><td></td><td></td><td></td><td></td><td></td></tr><tr><td></td><td>Ass. -</td><td></td><td></td><td></td><td></td><td></td><td></td><td></td></tr></table>	GP-S	mpg	ppg	rpg	apg	spg	fg%	3p%	ft%	18-19	2-0	5.0	1.0	0.0	0.0	0.0	.000	.000	MW								1.000	Career bests:	Pts. - 2, vs. Arkansas-Pine Bluff (11/10/18)									Reb. -									Ass. -								<p>First college action in 8 min vs CCU (11/7)... Two-year letterwinner, earning All-Sunflower League honors both seasons... Also named honorable mention All-State in 2018... As senior picked to play in Missouri vs. Kansas High School All-State game for Team Kansas... Earned All-Tournament and MVP honors after leading the Lancers to the title in East's home tourney... Served as team captain his senior year.</p>									
GP-S	mpg	ppg	rpg	apg	spg	fg%	3p%	ft%																																																										
18-19	2-0	5.0	1.0	0.0	0.0	0.0	.000	.000																																																										
MW								1.000																																																										
Career bests:	Pts. - 2, vs. Arkansas-Pine Bluff (11/10/18)																																																																	
	Reb. -																																																																	
	Ass. -																																																																	