



ARKANSAS RAZORBACKS

GAME 8 • Western Kentucky • Dec. 8, 2018 • 2:30 pm • Fayetteville, Ark. / Bud Walton Arena (19,200) • SEC Network

• GAME INFORMATION •

TV: SEC Network
Sam Ravech and Mark Wise

RADIO: Razorback/IMG Sports Network
Chuck Barrett and Matt Zimmerman



SATELLITE: XM Channel 384 (Internet 975)

LIVE STATS: www.Arkansas.StatBroadcast.com

• THE MATCHUP •

ARKANSAS RAZORBACKS

Overall: 6-1 0-0 SEC
Head Coach: Mike Anderson (Tulsa '82)
At Arkansas: 157-87 (8th Yr) • Overall: 357-185 (17th Yr)



WESTERN KENTUCKY HILLTOPPERS

Overall: 4-4 0-0 C-USA
Head Coach: Rick Stansbury (Campbellsville '81)
At WKU: 46-32 (3rd) • Overall: 339-198 (17th Yr)



Versus Western Kentucky

- This will be the seventh meeting between Arkansas and Western Kentucky. The Razorbacks lead 4-2.
- The first four meetings were played in Little Rock and the Razorbacks won each contest – playing twice in 1935-36 and twice in 1945-46.
- The Hilltoppers have won each of the last two meetings, one being played in Fayetteville (12/3/73) and one being played in Bowling Green, Ky. (12/7/74).

Last Time Out for Razorbacks

- Jalen Harris had 12 assists, with just two turnovers, and six Razorbacks scored in double figures to lead Arkansas to a 98-74 victory over Colorado State.
- The game was the first true road game for the 6-1 Razorbacks, who dished out at least 20 assists for the fourth time in five games. Arkansas finished with 28 helpers, the second-best total of the season, while it committed a season-low seven turnovers.
- The Razorback bench played a huge factor in Arkansas leading 44-33 at the break. Reggie Chaney scored nine off the bench and Keyshawn Embury-Simpson added eight as the Razorback bench out-scored the Rams' bench 22-2.
- In the second half, Daniel Gafford had 10 points and six rebounds, while Isaiah Joe scored nine. The pair played a key role in a 13-0 run to put their team up 20.
- The Rams made 14 free throws, versus just 11 field goals, but Arkansas only committed two, second-half turnovers.

25th Anniversary of National Championship

- The 2018-19 season is the 25th anniversary of Arkansas defeating Duke, 76-72 in Charlotte, for the 1994 NCAA National Championship. The Razorbacks defeated Arizona, 91-82, in the Final Four.
- The 1993-94 season for the Razorbacks was:**
 - 1 of 33 NCAA berths (32 appearances).
 - 1 of 6 NCAA Final Four appearances.
 - 1 of 2 NCAA Championship appearances as Arkansas returned to the national championship game the following year (1995) as well.
- The 1993-94 Razorbacks were led by Hall of Fame coach Nolan Richardson and current Head Hog Mike Anderson was an assistant on that staff.
 - Arkansas was ranked #1 nine weeks during that season, was ranked among the top 6 all season, finished with a 31-1 record and was SEC regular-season champion.
 - Current Razorback assistant coach Scotty Thurman, who scored 15 points, not only hit critical 3-pointer late in the game as the shot clock expired to break a 70-70 tie. He also hit a 3-pointer late in the first half to give Arkansas a 34-33 lead at the break.
 - Corliss Williamson had a game-high 23 points.
 - Corey Beck had a double-double (15 pts - 10 rebs).

Most Consecutive Home Non-Conference Wins

- By winning its first five home games this season, Arkansas has won an SEC-best, 28-straight home non-conference games.
- The next closest is Mississippi State with 18 straight home, non-conference wins.

WKU SERIES:

- Ark leads: 4-2
- At Home: Ark trails 0-1
- At WKU: Ark trails 0-1
- Neutral: Ark leads 4-0

SERIES RESULTS

1935-36 vs. Western Kentucky * W, 42-36
1935-36 vs. Western Kentucky * W, 39-30
1945-46 vs. Western Kentucky ^ W, 66-46
1945-46 vs. Western Kentucky ^ W, 67-38
12/03/13 Western Kentucky L, 100-102
12/07/74 at Western Kentucky L, 63-74

* - games were 2nd and 3rd to last of season as part of the US Olympic Playoffs and were played in Little Rock
^ - games were 3rd and 4th of the season and were played in Little Rock.

Helping Hand; 4th in NCAA

Arkansas had 28 assists on 38 made baskets at Colorado State. It was the fourth time in five game the Razorbacks had at least 20 assists in a game.

Overall, 74.7 percent of Arkansas' made baskets have come off assists.

Due to that effort, the Razorbacks rank fourth in the NCAA in assists per game (20.1).

	Assists	FG Made
- Indiana	20	28
- Montana St.	29	37
- FIU	27	42
- Colorado St.	28	38

Jalen Harris leads the Razorbacks. He ranks 3rd in NCAA in assist-turnover ratio (5.67) and sixth in the NCAA in assists.

Arkansas in December

To end November, Arkansas played three games in six days and opened the season playing five games in a 15-day span.

The Razorbacks will "only" play seven games over the 31 days of December. However, the Razorbacks will be the only team in the SEC to play as many as seven contests in the month.

Arkansas was 13-2 in December over the last two seasons, going 6-1 last year and 7-1 in 2016-17.

Arkansas	7
Auburn	6
LSU	6
Ole Miss	6
Mississippi State	6
Missouri	6
Tennessee	6
Texas A&M	6
Vanderbilt	6
Alabama	5
Florida	5
Georgia	5
Kentucky	5
South Carolina	5

2018-19 SCHEDULE/RESULTS

(all times Central)

OVERALL: 6-1 Home: 5-0 Road: 1-0 Neutral: 0-1
SEC: 0-0 Home: 0-0 Road: 0-0

NOVEMBER

(4-1)

9 Fri.	vs. Texas #	Ft. Bliss (El Paso, TX)	ESPN (OT)	L	71	73
12 Mon.	UC Davis +	Bud Walton Arena	SEC+	W	81	58
18 Sun.	Indiana +	Bud Walton Arena	ESPN	W	73	72
21 Wed.	Montana State +	Bud Walton Arena	SEC+	W	90	68
23 Fri.	UT Arlington +	Bud Walton Arena	SEC+	W	78	60

DECEMBER

(2-0)

1 Sat.	FIU	Bud Walton Arena	SEC+	W	121	89
5 Wed.	at Colorado State	Fort Collins, Colo.	CBS Sports Net	W	98	74
8 Sat.	Western Kentucky	Bud Walton Arena	SEC		2:30 pm	
15 Sat.	vs. UTSA I	North Little Rock	-		7:00 pm	
19 Wed.	Georgia Tech	Bud Walton Arena	SEC		8:00 pm	
22 Sat.	Texas State	Bud Walton Arena	SEC		1:00 pm	
28 Fri.	Austin Peay	Bud Walton Arena	SEC+		7:00 pm	

JANUARY

5 Sat.	at Texas A&M *	College Station, Texas	SEC		5:00 pm	
9 Wed.	Florida *	Bud Walton Arena	SEC		7:30 pm	
12 Sat.	LSU *	Bud Walton Arena	SEC		5:00 pm	
15 Tues.	at Tennessee *	Knoxville, Tenn.	ESPN/ESPN2/ESPNU/SEC		6:00 pm	
19 Sat.	at Ole Miss *	Oxford, Miss.	SEC		Noon	
23 Wed.	Missouri *	Bud Walton Arena	SEC		8:00 pm	
26 Sat.	at Texas Tech %	Lubbock, Texas	ESPN/ESPN2		5:00 pm	
29 Tues.	Georgia *	Bud Walton Arena	ESPNU		6:00 pm	

FEBRUARY

2 Sat.	at LSU *	Baton Rouge, La.	SEC		5:00 pm	
5 Tues.	Vanderbilt *	Bud Walton Arena	SEC		8:00 pm	
9 Sat.	at South Carolina *	Columbia, S.C.	SEC		2:30 pm	
12 Tues.	at Missouri *	Columbia, Mo.	ESPN/ESPN2/ESPNU		8:00 pm	
16 Sat.	Mississippi State *	Bud Walton Arena	SEC		7:30 pm	
20 Wed.	at Auburn *	Auburn, Ala.	SEC		7:30 pm	
23 Sat.	Texas A&M *	Bud Walton Arena	SEC		7:30 pm	
26 Tues.	at Kentucky *	Lexington, Ky.	ESPN/ESPN2/SEC		8:00 pm	

MARCH

2 Sat.	Ole Miss *	Bud Walton Arena	SEC		Noon	
6 Wed.	at Vanderbilt *	Nashville, Tenn.	SEC		7:30 pm	
9 Sat.	Alabama *	Bud Walton Arena	SEC		5:00 pm	
13-17	SEC Tournament ^	Nashville, Tenn.	SEC/ESPN		TBD	
20-23	NCAA 1st-2nd Rds	TBD	TBD		TBD	
27-31	NCAA Regionals	TBD	TBD		TBD	

APRIL

6 & 8	NCAA Final Four	Minneapolis, Minn.	CBS		TBD	
-------	-----------------	--------------------	-----	--	-----	--

BOLD - Home Game * - SEC Game
- ESPN Armed Forces Classic (Fort Bliss) + - Hardwood Showcase
! - Verizon Arena % - Big 12/SEC Challenge
^ - Bridgestone Arena \$ - U.S. Bank Stadium

COMPARING THE TEAMS



	87.4	.485	.367	.632	40.7	20.1	6.1	9.0	70.6	.363	-0.4	1.5
OFF PPG	OFF FG%	OFF 3PT%	OFF FT%	REBS /GM	ASSTS PER GM	BLKS PER GM	STEALS PER GM	OPP PPG	OPP FG%	OPP REB MARGIN	ASST-TO RATIO	
WKU	71.1	.440	.360	.707	35.2	10.8	5.3	7.9	71.4	.435	+0.1	0.8

#FASTEST40



@RazorbackMBB



/RazorbackMBB



@RazorbackMBB



MIKE ANDERSON

HEAD COACH • TULSA '82

CAREER NUMBERS

At Arkansas: 157-87 (8 Years)

2018-19	»	6-1
2017-18	»	23-12 (NCAA First Round)
2016-17	»	26-10 (NCAA Second Round)
2015-16	»	16-16
2014-15	»	27-9 (NCAA Third Round)
2013-14	»	22-12 (NIT Second Round)
2012-13	»	19-13
2011-12	»	18-14

At Missouri: 111-57 (5 Years)

2010-11	»	23-11 (NCAA Second Round)
2009-10	»	23-11 (NCAA Second Round)
2008-09	»	31-7 (NCAA Elite Eight)
2007-08	»	16-16
2006-07	»	18-12

At UAB: 89-41 (4 Years)

2005-06	»	24-7 (NCAA First Round)
2004-05	»	22-11 (NCAA Second Round)
2003-04	»	22-10 (NCAA Sweet 16, C-USA Co-Champs)
2002-03	»	21-13 (NIT Quarterfinals)

Overall Record

357-185 (17th Year)

- 8TH SEASON AS ARKANSAS HEAD COACH
- 17TH SEASON AS HEAD COACH OVERALL
- 25TH SEASON AT ARKANSAS OVERALL

IT'S A NUMBERS GAME

Postseason Tournaments

1 2 3 4 5 6 7 8 9 10 11

20-Win Seasons

1 2 3 4 5 6 7 8 9 10 11

NCAA Tournaments

1 2 3 4 5 6 7 8 9

30-Win Seasons

1

Losing Seasons

0

PERSONAL INFO

Born: Dec. 12, 1959

Hometown: Birmingham, Ala.

Alma Mater: Tulsa (1982)

Wife: Marcheita

Children: Darcheita, Michael Jr., Yvonne

Date Named Head Coach at Arkansas: March 23, 2011

CONSISTENCY

Head coach Mike Anderson is one of just four current Division I coaches with 15-plus years of head coaching experience and zero losing seasons. He is the only coach to accomplish the feat at three different programs.

Razorback Nation welcomed home one of its own on March 23, 2011, when Mike Anderson was named the 12th head men's basketball coach in Arkansas history. Charged with bringing back the winning tradition that was synonymous with the Razorback program throughout the '80s and '90s, Anderson has accomplished that and is in his eighth season at Arkansas – 17th as a head coach.

Anderson has brought Arkansas back national relevance by leading the Razorbacks to back-to-back NCAA Tournament berths and postseason appearances in four of the last five years. The Razorbacks have won 49 games over the last two years, rank among the top three in league wins over the last six seasons and the Hogs are one of just two teams in the SEC to finish with a .500 winning percentage or better in league play over the last six years. This success has helped Arkansas' last two recruiting classes rank among the nation's top 25, snagging seven of the top eight players in the state over the span.

During his first eight seasons at Arkansas, Anderson produced a 156-88 record and is the first head coach in program history to win 18 or more games in each of his first four years. Anderson has also re-established Bud Walton Arena as one of the toughest places to play and brought excitement back to the tradition-rich program. Since his return to Fayetteville, the Razorbacks own the sixth-most home victories in the country with 115 (national leader has 125).

The success on-and-off the court has translated into great fan support as Arkansas has ranked among the top 25 in national attendance each of the last seven years, including No. 10 in 2017-18. Also, in August of 2018, Anderson was honored by the Burlsworth Foundation for his contributions to the state.

5

» At least five Arkansas players have earned SEC Academic Honor Roll honors each of the last five years.

18

» Arkansas has had 18 current and former players graduate since May 2014, averaging nearly four graduates per year.

22

» During the last five years, men's basketball has earned 22 SEC All-Academic honors, including seven in 2015-16.



PLAY HARD ACT RIGHT

2018-19 RAZORBACKS

No.	Name	Pos.	Yr.	Ht.	Wt.	Hometown	High School/Previous School
0	Desi Sills	G	Fr.	6-2	196	Jonesboro, Ark.	Jonesboro HS
1	Isaiah Joe	G	Fr.	6-5	167	Fort Smith, Ark.	Fort Smith Northside HS
2	Adrio Bailey	F	Jr.	6-6	222	Campti, La.	Lakeview HS
3	Khalil Garland	G	R-Fr.	6-5	198	Little Rock, Ark.	Parkview Magnet HS
4	Emeka Obukwelu	F	Jr.	6-8	222	Plano, Texas	West Plano HS / UT-Tyler
5	Jalen Harris	G	R-So.	6-2	166	Wilson, N.C.	Word of God Christian Acad. / New Mexico
10	Daniel Gafford	F	So.	6-11	233	El Dorado, Ark.	El Dorado HS
11	Keyshawn Embery-Simpson	G	Fr.	6-3	202	Midwest City, Okla.	IMG Academy (Fla.)
12	Ty Stevens	G	So.	6-2	180	Republic, Mo.	Republic HS
13	Mason Jones	G	So.	6-5	207	Desoto, Texas	Triple A Academy / Connors State College
15	Jonathan Holmes	G	Jr.	5-10	190	Columbia, Ill.	Columbia HS
22	Gabe Osabuohien	F	So.	6-8	221	Toronto, Canada	Southwest Christian Academy (Ark.)
23	Ibrahim Ali	F	Fr.	6-10	244	Maumelle, Ark.	Maumelle HS
24	Ethan Henderson	F	Fr.	6-8	210	Little Rock, Ark.	Parkview Magnet HS
25	Jordan Phillips	G	Fr.	6-7	209	Fort Worth, Texas	Grace Preparatory Academy
35	Reggie Chaney	F	Fr.	6-8	222	Tulsa, Okla.	Findlay Prep (Nev.)

Head Coach:	Mike Anderson	Tulsa 1982	8th year as Arkansas Head Coach
Associate Head Coach:	Melvin Watkins	Charlotte, 1977	8th year at Arkansas
Assistant Coach:	TJ Cleveland	Arkansas, 2002	8th year at Arkansas
Assistant Coach:	Scotty Thurman	Philander Smith College 2003	9th year at Arkansas
Director of Basketball Operations:	Matt Zimmerman	Arkansas, 1990	8th year at Arkansas
Dir. of Student-Athlete Development:	Jeff Daniels	Montevallo, 1982	8th year at Arkansas
Special Assistant to Head Coach:	Will Bartlett	Missouri, 2009	8th year at Arkansas
Video Coordinator:	Riley Hall	Arkansas, 2016	3rd year at Arkansas
Head Athletic Trainer:	David England	Arkansas, 1980	36th year at Arkansas
Head Strength Coach:	Dave Richardson	Louisiana-Monroe, 1989	1st year at Arkansas
Graduate Assistant:	Velton Kennedy	Arkansas, 2017	2nd year at Arkansas
Graduate Assistant:	Trey Thompson	Arkansas, 2018	1st year at Arkansas

ROSTER BY STATE

Arkansas (6)

0	Desi Sills	Jonesboro
1	Isaiah Joe	Fort Smith
3	Khalil Garland	Little Rock
10	Daniel Gafford	El Dorado
23	Ibrahim Ali	Maumelle
24	Ethan Henderson	Little Rock

Canada (1)

22	Gabe Osabuohien	Toronto
----	-----------------	---------

Illinois (1)

15	Jonathan Holmes	Columbia
----	-----------------	----------

Louisiana (1)

2	Adrio Bailey	Campti
---	--------------	--------

Missouri (1)

12	Ty Stevens	Republic
----	------------	----------

North Carolina (1)

5	Jalen Harris	Wilson
---	--------------	--------

Texas (2)

4	Emeka Obukwelu	Plano
13	Mason Jones	Desoto
25	Jordan Phillips	Fort Worth

Oklahoma (2)

11	Keyshawn Embery-Simpson	Midwest City
35	Reggie Chaney	Tulsa

PRONUNCIATION GUIDE

23	Ibrahim (Ibby)	IB-ra-him (IB-ee)
	Ali	ALL-lee
2	Adrio Bailey	A-Dree-O
4	Emeka	Eh-MEHK-uh
	Obukwelu	Oh-Boo-KWEL-lu
22	Gabe Osabuohien	oh-sah-BOY-en
0	Desi Sills	Dez-ee

ROSTER BY CLASS

Seniors (0)

Juniors (4)

2	Adrio Bailey	Junior
4	Emeka Obukwelu	Junior
15	Jonathan Holmes	Junior

Sophomores (5)

5	Jalen Harris	Redshirt Sophomore
12	Ty Stevens	Sophomore
10	Daniel Gafford	Sophomore
22	Gabe Osabuohien	Sophomore
13	Mason Jones	Sophomore

Freshmen (8)

0	Desi Sills	Freshman
1	Isaiah Joe	Freshman
3	Khalil Garland	Redshirt Freshman
11	Keyshawn Embery-Simpson	Freshman
23	Ibrahim Ali	Freshman
24	Ethan Henderson	Freshman
25	Jordan Phillips	Freshman
35	Reggie Chaney	Freshman

• The Razorbacks were 8-0 at home versus the non-conference last season, 9-0 in 2016-17 and won its last six in 2015-16. Arkansas' last home loss to a non-conference opponent was an 88-80 loss to Akron on Nov. 11, 2015.

Six-Game Win Streak

- Arkansas has won six straight after dropping the season opener to Texas at the ESPN Armed Forces Classic, played in El Paso.
- Under Mike Anderson, Arkansas has had win streaks of at least six games in six of his eight years. The following are at least five-game win streaks of the Anderson era.
 - 2018-19 6 games
 - 2017-18 6 games
 - 2016-17 8 games; 5 games
 - 2015-16 (best streak, 4 games)
 - 2014-15 7 games (2x); 6 games (once); 5 game (once)
 - 2013-14 7 games (once); 6 games (once)
 - 2012-13 5 games
 - 2011-12 7 games

Razorbacks in the Polls; Katz Says 6 Seed

- For the third consecutive week, Arkansas received votes in the AP Top 25
- Thanks to its five-game win streak, Arkansas jumped from 53 to 35th in the NET - the NCAA's new "RPI."
- ESPN's Andy Katz puts Arkansas as a 6-seed for the 2019 NCAA Tournament.

DE-FENSE and Helping Hand

- Arkansas has relied on its defense through its first seven games. Also, as Coach Anderson has said, the team is starting to trust each other which has resulted in a high number of assists.
- The Razorbacks rank in the NCAA:
 - 4th in assists per game (20.1)
 - 7th in FG% defense (.363)
 - 9th in blocked shots (6.1)
 - 18th in steals per game (9.0)
 - 25th in turnovers forced per game (17.43)

Gafford Backing POY Hype

- Daniel Gafford is on four National Player of the Year Watch lists and the sophomore has proven why over his last four games.
- Gafford ranks 12th in the NCAA in field goal percentage (.680). In the SEC, Gafford ranks first in field goal percentage (.680), second in scoring (18.7), fourth in rebounding (8.7) and fifth in blocked shots (2.14) - the only player in the league to rank among the top five in each category.
- Named SEC Player of the Week for his play in leading Arkansas to a win over Indiana, scoring a career-high 27 points and tying a career-high with 12 rebounds.
- Gafford tied a school record, making 8-of-8 shots from the field versus Montana State. He is the 8th Razorback to make at least all 8 shot attempts in a game and the first to do so twice in his career (also going 8-of-8 versus Minnesota last season).
- Versus UTA, Gafford made a career-best nine FT and tied a career-high with 10 attempts. Prior to UTA, Gafford had only made 13 free throws on 28 attempts.
- Recorded his third double-double of the season - matching his total from last year - with 21 points and 12 rebounds versus FIU.
- At Colorado State, Battled foul trouble in the first half and did not attempt a field goal ... Scored 10 points and had six rebounds in the second half and spurred a 13-0 run to put the game away.

Harris Helper

- Jalen Harris ranks second in the NCAA and leads the league in assist-to-turnover ratio (5.67).
- Over the last four games, he has dished out 39 assists while committing just five turnovers.
- In three of the last four games, Harris dished out a 11 assists versus Montana State, 10 versus FIU and a career-high 12 at Colorado State.



ALI Ibrahim / #23 BAILEY Adrio / #2 CHANEY Reggie / #35 EMBERY-SIMPSON Keyshawn / #11 GAFFORD Daniel / #10 GARLAND Khalil / #3 HARRIS Jalen / #5 HENDERSON Ethan / #24



HOLMES Jonathan / #15 JOE Isaiah / #1 JONES Mason / #13 OBUKWELU Emeka / #4 OSABUOHIE Gabe / #22 PHILLIPS Jordan / #2 SILLS Desi / #0 STEVENS Ty / #12



0 • DESI SILLS

G • Fr. • 6-2 • 196 • Jonesboro, Ark.

Year	GP	GS	Min	Avg	FG	FGA	Pct	3FG	3FGA	Pct	FT	FTA	Pct	Off	Def	Tot	Avg	PF	FO	Ast	TO	Blk	Stl	Pts	Avg
2018-19	7	0	108	15.4	10	21	.476	4	12	.333	6	10	.600	2	7	9	1.3	17	0	17	11	0	5	30	4.3

2nd on team for top minutes off the bench (15.4) ... Has 14 deflections, 2nd-best among bench players ... Rated #3 player in the state of Arkansas & a consensus top 50 pick among the nation's top point guards ... Two-time, 1st team 6A All-State selection (2017 and 2018) ... Won back-to-back 6A state titles.

CAREER HIGHS

PTS: 8 at Colorado State (12/05/18)
REB: 3 vs. FIU (12/01/18)
AST: 6 vs. FIU (12/01/18)
STL: 2 vs. Montana State (11/21/18)
BLK: --



1 • ISAIAH JOE

G • Fr. • 6-5 • 167 • Fort Smith, Ark.

Year	GP	GS	Min	Avg	FG	FGA	Pct	3FG	3FGA	Pct	FT	FTA	Pct	Off	Def	Tot	Avg	PF	FO	Ast	TO	Blk	Stl	Pts	Avg
2018-19	7	7	198	28.3	38	80	.475	28	61	.459	8	10	.800	4	15	19	2.7	14	0	19	10	0	10	112	16.0

SEC Player of the Week (12/3) as he scored 34 points and made 10-of-3 3's vs. FIU ... 7th in NCAA in 3's made/gm (4.0) ... Scored double-digits in all 7 games ... Leads team with 6 charges taken (3 vs. UTA) and 3rd with 23 deflections ... Was the USA TODAY and Gatorade Arkansas Player of the Year.

CAREER HIGHS

PTS: 34 vs. FIU (12/01/18)
REB: 5 vs. UC Davis (11/12/18)
AST: 5 vs. Montana State (11/21/18)
STL: 5 vs. Montana State (11/21/18)
BLK: --



2 • ADRIO BAILEY

F • Jr. • 6-6 • 222 • Campti, La.

Year	GP	GS	Min	Avg	FG	FGA	Pct	3FG	3FGA	Pct	FT	FTA	Pct	Off	Def	Tot	Avg	PF	FO	Ast	TO	Blk	Stl	Pts	Avg
2018-19	7	7	173	24.7	29	44	.659	1	4	.250	17	27	.630	6	23	29	4.1	20	1	11	4	10	9	76	10.9
CAREER	65	25	812	12.5	104	181	.575	1	4	.250	43	79	.544	48	95	143	2.2	108	2	35	33	40	38	252	3.9

Team captain ... Represents Arkansas on the SEC Men's Basketball Leadership Council and is only scholarship upperclassman on team ... 2nd on team with 34 deflections ... Had career-high 20-point effort vs. UC Davis where he made 1st career 3-pointer ... Also vs. UCD, scored 8 pts during 22-1 run to put game away.

CAREER HIGHS

PTS: 20 vs. UC Davis (11/12/18)
REB: 7 (2x) - last vs. Oklahoma (11/23/17)
AST: 3 vs. Fresno State (11/17/17)
STL: 3 (4x) - last vs. UTA (11/23/18)
BLK: 5 vs. North Carolina (11/24/17)



5 • JALEN HARRIS

G • R-So. • 6-2 • 166 • Wilson, N.C.

Year	GP	GS	Min	Avg	FG	FGA	Pct	3FG	3FGA	Pct	FT	FTA	Pct	Off	Def	Tot	Avg	PF	FO	Ast	TO	Blk	Stl	Pts	Avg
2018-19	7	7	206	29.4	18	50	.360	2	16	.125	22	27	.815	4	19	23	3.3	14	0	51	9	0	9	60	8.6
CAREER	38	25	845	22.2	65	157	.414	9	43	.209	60	78	.769	6	73	79	2.1	78	0	123	49	3	34	199	5.2

Team captain ... 2nd in NCAA in assist-turnover ratio (5.67 - 51 assists-with just 9 turnovers) ... 6th in NCAA in assist per game (7.3) ... Career-high 12 assists at Montana State ... Had 1st double-double - 11 pts & 11 assists - vs. Montana State ... Added 10 assists vs. FIU.

CAREER HIGHS

PTS: 15 vs. Nevada (01/07/17)
REB: 9 vs. Nevada (01/07/17)
AST: 12 at Colorado State (12/05/18)
STL: 4 at Colorado State (12/05/18)
BLK: 1 (3x) - last at UNLV (02/01/17)



10 • DANIEL GAFFORD

F • So. • 6-11 • 233 • El Dorado, Ark.

Year	GP	GS	Min	Avg	FG	FGA	Pct	3FG	3FGA	Pct	FT	FTA	Pct	Off	Def	Tot	Avg	PF	FO	Ast	TO	Blk	Stl	Pts	Avg
2018-19	7	7	183	26.1	51	75	.680	0	0	.000	29	50	.580	18	43	61	8.7	19	0	5	22	15	8	131	18.7
CAREER	42	33	973	23.2	215	346	.621	0	0	.000	114	211	.540	95	183	278	6.6	133	3	29	59	91	27	544	13.0

Team captain ... Leads team in deflections (40) ... On Wooden Award, Naismith Trophy, Lute Olson Award and Kareem Abdul-Jabbar Award Watch Lists ... Preseason 1st team All-SEC ... Consensus lottery pick in the 2019 Mock NBA Drafts ... SEC Player of the Week (27 pts and 12 reb vs. Indiana).

CAREER HIGHS

PTS: 27 vs. Indiana (11/18/18)
REB: 12 (5x) - vs. FIU (12/01/18)
AST: 4 vs. Oral Roberts (12/19/17)
STL: 3 vs. Ole Miss (01/20/18)
BLK: 7 (2x) - last vs. Auburn (02/27/18)



11 • KEYSHAWN EMBERY-SIMPSON

G • Fr. • 6-3 • 202 • Midwest City, Okla.

Year	GP	GS	Min	Avg	FG	FGA	Pct	3FG	3FGA	Pct	FT	FTA	Pct	Off	Def	Tot	Avg	PF	FO	Ast	TO	Blk	Stl	Pts	Avg
2018-19	7	0	110	15.7	13	34	.382	8	23	.348	4	7	.571	2	10	12	1.7	9	0	7	3	1	7	38	5.4

Leads team in top minutes off the bench (15.7) ... Career-high 14 pts (5-6 FG/4-5 3-pt) at Colorado State ... Only committed 3 turnovers ... Played his senior year at IMG Acad. (Fla) ... 247Sports.com tabbed him the 22nd-best point guard in the nation ... As a junior at Midwest City HS, was ranked #1 player in the state.

CAREER HIGHS

PTS: 14 at Colorado State (12/05/18)
REB: 3 (2x) - last vs. FIU (12/01/18)
AST: 3 vs. FIU (12/01/18)
STL: 3 vs. FIU (12/01/18)
BLK: 1 vs. Indiana (11/18/18)



12 • TY STEVENS

G • So. • 6-2 • 180 • Republic, Mo.

Year	GP	GS	Min	Avg	FG	FGA	Pct	3FG	3FGA	Pct	FT	FTA	Pct	Off	Def	Tot	Avg	PF	FO	Ast	TO	Blk	Stl	Pts	Avg
2018-19	1	0	1	1.0	0	0	.000	0	0	.000	0	0	.000	0	0	0	0.0	0	0	0	0	0	0	0	0.0

Played in Montana State win ... Added to 2018-19 roster through walk-on tryouts ... Carries a 4.0 GPA ... Attended University of Arkansas in 2017-18 but was not a member of the team ... At Republic HS, tabbed first team All-COC Large Boys Basketball Team.

CAREER HIGHS

PTS: 0
REB: 0
AST: 0
STL: 0
BLK: 0



13 • MASON JONES

G • So. • 6-5 • 207 • Desoto, Texas

Year	GP	GS	Min	Avg	FG	FGA	Pct	3FG	3FGA	Pct	FT	FTA	Pct	Off	Def	Tot	Avg	PF	FO	Ast	TO	Blk	Stl	Pts	Avg
2018-19	7	7	206	29.4	28	59	.475	18	39	.462	26	34	.765	3	38	41	5.9	18	0	21	14	2	7	100	14.3

Leads SEC in 3PT FG% (.462) ... 2nd on team in rebounds (5.9) & assists (21), 3rd in scoring (14.3) ... Led team in scoring 3 times ... Had game-winning rebound and FT vs. Indiana - a game he had 7 assists and no TO ... Had double-double (19 and 10) vs. FIU ... Played one season at Connors St. College (15.5 pts, 6.9 reb).

CAREER HIGHS

PTS: 21 vs. UC Davis (11/12/18)
REB: 20 vs. FIU (12/01/18)
AST: 7 vs. Indiana (11/18/18)
STL: 3 vs. Montana State (11/21/18)
BLK: 1 vs. Texas (11/09/18)



15 • JONATHAN HOLMES

G • Jr. • 5-10 • 190 • Columbia, Ill.

Year	GP	GS	Min	Avg	FG	FGA	Pct	3FG	3FGA	Pct	FT	FTA	Pct	Off	Def	Tot	Avg	PF	FO	Ast	TO	Blk	Stl	Pts	Avg
2018-19	3	0	7	2.3	0	5	.000	0	3	.000	0	0	.000	0	0	0	0.0	1	0	0	0	0	0	0	0.0
CAREER	20	0	32	1.6	7	25	.280	2	13	.154	1	2	.500	2	2	4	0.2	3	0	1	2	0	1	17	0.9

Fan favorite ... Last season saw action in 11 games and scored 15 points with three rebounds ... Hit his first collegiate 3-pointer versus Bucknell and added a trey versus Troy ... As a freshman, SEC First-Year Academic Honor Roll ... Played in six games as a walk-on.

CAREER HIGHS

PTS: 3 (2x) - last vs. Oral Roberts (12/19/17)
REB: 1 (4x) - last vs. Vanderbilt (02/10/18)
AST: 1 vs. Samford (11/10/17)
STL: 1 vs. Bucknell (11/12/17)
BLK: 0



22 • GABE OSABUOHEN

F • So. • 6-8 • 221 • Toronto, Canada

Year	GP	GS	Min	Avg	FG	FGA	Pct	3FG	3FGA	Pct	FT	FTA	Pct	Off	Def	Tot	Avg	PF	FO	Ast	TO	Blk	Stl	Pts	Avg
2018-19	7	0	88	12.6	7	25	.280	1	6	.167	5	13	.385	10	12	22	3.1	21	1	7	8	4	5	20	2.9
CAREER	27	0	224	8.3	17	50	.340	1	10	.100	7	23	.304	16	34	50	1.9	42	1	14	19	7	8	42	1.6

Pronounced oh-sah-BOY-en ... High energy guy off the bench ... Made 1st career 3-pointer to give Arkansas 38-35 lead at halftime vs. Indiana ... 2nd on the team in charges taken with 5 ... Last year, tied for the team lead in charges taken with eight.

CAREER HIGHS

PTS: 6 (2x) - last vs. Montana State (11/21/18)
REB: 5 (3x) - last at Colorado St. (12/05/18)
AST: 4 vs. South Carolina (02/06/18)
STL: 2 vs. Montana State (11/21/18)
BLK: 1 (6x) - last vs. FIU (12/01/18)



23 • IBRAHIM ALI

F • Fr. • 6-10 • 244 • Maumelle, Ark.

Year	GP	GS	Min	Avg	FG	FGA	Pct	3FG	3FGA	Pct	FT	FTA	Pct	Off	Def	Tot	Avg	PF	FO	Ast	TO	Blk	Stl	Pts	Avg
2018-19	0	0	0	0	0	0	0	0	0	0	0	0	0	0	0	0	0	0	0	0	0	0	0	0	0

Prefers to go by Ibbey (IB-ee) ... Full name is pronounced IB-ra-him Ali-Lee ... Was a three-star recruit according to Rivals.com ... Sat out 2017-18 season to work on his development.

CAREER HIGHS

PTS: --
REB: --
AST: --
STL: --
BLK: --



24 • ETHAN HENDERSON

F • Fr. • 6-8 • 210 • Little Rock, Ark.

Year	GP	GS	Min	Avg	FG	FGA	Pct	3FG	3FGA	Pct	FT	FTA	Pct	Off	Def	Tot	Avg	PF	FO	Ast	TO	Blk	Stl	Pts	Avg
2018-19	5	0	18	3.6	1	1	1.000	0	0	.000	1	3	.333	1	4	5	1.0	3	0	2	3	1	1	3	0.6

Rated the top player in Arkansas by 247Sports.com, ESPN.com and Future150.com, which also tabbed him the 30th-best power forward in the nation ... Named to the USA TODAY All-Arkansas first team ... Helped Parkview HS win the 2018 and 2016 5A state championships.

CAREER HIGHS

PTS: 3 vs. FIU (12/01/18)
REB: 2 (2x), last vs. UTA (11/23/18)
AST: 0
STL: 1 vs. FIU (12/01/18)
BLK: 1 vs. Montana State (11/21/18)



25 • JORDAN PHILLIPS

G • Fr. • 6-7 • 209 • Fort Worth, Texas

Year	GP	GS	Min	Avg	FG	FGA	Pct	3FG	3FGA	Pct	FT	FTA	Pct	Off	Def	Tot	Avg	PF	FO	Ast	TO	Blk	Stl	Pts	Avg
2018-19	4	0	27	6.8	2	15	.133	0	5	.000	2	2	1.000	1	4	5	1.3	5	0	0	1	0	0	6	1.5

Had meniscus repair surgery in the summer of 2018 and saw first game action versus Montana State (played 10 minutes) ... Showing great improvement at practices ... Rated 11th-best prospect in Texas and the 37th-best shooting guard in the country by 247Sports.com.

CAREER HIGHS

PTS: 4 vs. FIU (12/01/18)
REB: 2 vs. FIU (12/01/18)
AST: 1 at Colorado State (12/05/18)
STL: 0
BLK: 0



35 • REGGIE CHANEY

F • Fr. • 6-8 • 222 • Tulsa, Okla.

35 • REGGIE CHANEY																								
Had big 1st half at Colorado State to keep Arkansas in lead and finished with career-highs in pts (11) and rebs (8). 3 blocks vs Indiana. Team-high 8 boards vs UTA. Named to the USA TODAY All-Nova-																								

Masonry... No Bricks

- Mason Jones, who drained three, 3-pointers to help Arkansas to a 12-2 lead at Colorado State, leads the SEC in 3-point field goal percentage (46.2). Isaiah Joe is second at 45.9.

Seeing Double

- Isaiah Joe and Daniel Gafford are the only two Razorbacks to score in double figures in all seven games.

In the Black

- Arkansas has a +118 scoring margin through seven games. Daniel Gafford leads the team in plus/minus at 17.57. Isaiah Joe is a close second at +16.29, followed by Mason Jones at +16.29. The starting five all have a plus/minus of at least +12.

Gafford Named SEC Player of the Week

- After posting career highs and leading the Razorbacks to a win over Indiana, Daniel Gafford was named the SEC Men's Basketball Player of the Week.
- Gafford scored a career-high 27 points and tied his career high with 12 rebounds while adding three blocked shots and two steals. Gafford was most effective in the second half, scoring 19 points, grabbing seven rebounds and getting two steals. In fact, he was 9-for-10 shooting from the field in the period while the rest of the team was just 5-of-23 from the field and scored 16 points.
- Three times in within the final 11 minutes, Indiana took a one-point lead and, each time, Gafford answered to put the Razorbacks back on top. He additionally broke a 63-63 tie with 5:46 left with one of his four dunks on the evening. In the final seconds, Gafford tipped the ball out after a missed shot that led to a Mason Jones rebound and eventual game-winning free throw with 2.5 seconds left.

Joe Named SEC Player of the Week

- Isaiah Joe was named the Southeastern Conference Men's Basketball Player of the Week. Joe scored 34 points - 17 in each half - and made 10-of-13 shots from 3-point range to lead the Razorbacks to a 121-89 victory over FIU.
- Joe joins Courtney Fortson (Dec. 15, 2009) as the only Razorback freshman to be named SEC Player of the Week.
- The 34 points are most by a player in the SEC this season. The total is additionally second (tied) on the Arkansas all-time list for most points by a freshman in a game. Bobby Portis scored 35 as a freshman versus Alabama in 2014. Scotty Thurman scored 34 twice as a freshman. This was just the seventh time a Razorback freshman has ever scored at least 30 points in a game.
- His 10, 3-pointers are the most by a player in the SEC this season. He is just the fourth Razorback (fifth time in school history) to make at least 10 3-pointers in a game and just the 10th player in SEC history (11th time in league history) to make at least 10 in a game. (Arkansas' Rotnei Clarke had at least 10, 3's twice in his career).
- Joe was 10-for-13 from 3-point range and that .764 percentage ties for the best percentage in SEC history for those that made at least 10 in a game. (Alabama's John Petty was also 10-of-13 last season.)
- After FIU trimmed its deficit to four (24-20) at 8:29 in the first half, Joe drained a 3-pointer and scored 14 points over the next 4:37 to put Arkansas up 20.
- Joe started the game going 1-for-3 from 3-point range. He then made six straight attempts and finished the game making 9-of-his-last-10 from long distance.

More on Joe

- Joe ranks seventh in the NCAA in 3-point field goals made per game (4.0).
- In the SEC, Joe ranks first in 3-pointers made per game (4.0), first in total 3's (28), second in 3FG% (.459).
- He is the only player to rank among the SEC top 10 in both overall FG% and 3PT FG%.

Did You Know

- Of the **351 teams** in NCAA Division I Basketball:
 - Only **37 teams** have gone to NCAA Tourney in 3 of last 4 years - **INCLUDING ARKANSAS.**
 - Only **28 of those 37** played in last year's NCAA Tournament - **INCLUDING ARKANSAS.**
 - Only **23 of those 28** played in each of the last two NCAA Tournaments - **INCLUDING ARKANSAS.**

Half Leads to Whole

- During the Mike Anderson era, Arkansas is 131-7 in games it leads at the half, including 46 consecutive victories.

Team Leaders

• DEFLECTIONS SEASON		MOST IN A GAME	
Daniel Gafford	40	10 Daniel Gafford at Colorado State	
Adrio Bailey	34	8 Adrio Bailey at Colorado State	
Isaiah Joe	23	7 Daniel Gafford vs. Indiana	
Mason Jones	21	7 Isaiah Joe vs. UC Davis	
Jalen Harris	20	7 Adrio Bailey vs. FIU	
Gabe Osabuohien	18		
• CHARGES TAKEN SEASON		MOST IN A GAME	
Isaiah Joe	6	3 Isaiah Joe vs. UT Arlington	
Gabe Osabuohien	5	2 Gabe Osabuohien vs. UC Davis	
Keyshawn Embery-Simpson	2		

Sustained Success, Elite SEC Company

- The Razorbacks are one of two teams in the league to finish .500 or better in SEC play each of the last six years. For addition info, **SEE CHART ON PAGE 6.**

Arkansas Helps SEC Boast

- Heading into this season, the SEC boasts that **(1)** a record eight teams played in the NCAA Tournament last season, **(2)** the league held a 6-4 edge in the Big 12/SEC Challenge and **(3)** four teams have recruiting classes that ranked among the nation's top 25. Arkansas played its part in all accounts.

THE GAFFORD FILE

2019 WOODEN AWARD WATCH LIST

- One of 50 candidates. The John R. Wooden Award presented by Wendy's. Chosen by a preseason poll of national college basketball experts, the list is comprised of 50 student-athletes who are the early front-runners for the most prestigious honors in college basketball, the Wooden Award All American Team and Most Outstanding Player Award.

2019 CITIZEN NAISMITH TROPHY WATCH LIST

- One of 50 candidates as named by the Atlanta Tipoff Club for the 2019 Citizen Naismith Trophy Men's Player of the Year honor.

2019 LUTE OLSON AWARD WATCH LIST

- One of 40 candidates for the top Division I player in college basketball. The award is determined by a committee consisting of current DI head coaches, retired head coaches, athletic directors and/or conference administrators, members of the national media and collegeinsider.com staff members.

2019 KAREEM ABDUL-JABBAR WATCH LIST

- One of 21 candidates as named by the Naismith Memorial Basketball Hall of Fame. The award recognizes the top centers in men's college basketball.

2018-19 PRESEASON FIRST TEAM ALL-SEC

- Media and Coaches

2017-18 SEC ALL-FRESHMAN TEAM

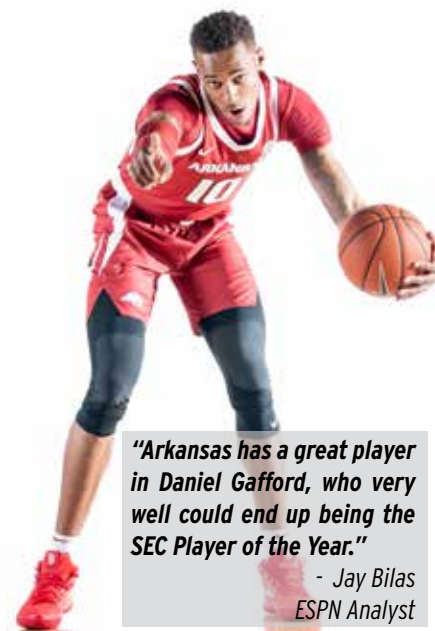
- Was 3x SEC Freshman of the Week

THE 2019 NBA MOCK DRAFTS

- Is projected to be a NBA Lottery pick in the 2019 draft, including (as of Oct. 20, 2018):
 - 7th by NBC Sports
 - 8th by Sports Illustrated
 - 8th by CBS Sports
 - 8th by BustingBrackets.com
 - 9th by Forbes
 - 10th by ESPN
 - 10th by NBADraft.net
 - 11th by Draftsite.com
 - 13th by BleacherReport.com
 - 14th by SBNation.com

HOW HE SPENT HIS SUMMER

- Invited to participate in the Nike Basketball Academy in Los Angeles. The annual developmental camp allowed 25 highly-touted college basketball players the opportunity to learn and train with current and past NBA superstars through a series of off-court workouts, drills, film sessions and 5-on-5 competition.



"Arkansas has a great player in Daniel Gafford, who very well could end up being the SEC Player of the Year."

- Jay Bilas
ESPN Analyst

MISCELLANEOUS STATS
Double-Figure Scoring Games

Player	16-17	17-18	18-19	Career
Gafford	NA	22	7	29
Bailey	1	3	5	9
Joe	NA	NA	7	7
Jones	NA	NA	6	6
Harris	2	NA	2	4
Embery-Simpson	NA	NA	1	1
Reggie Chaney	NA	NA	1	1

20+ Point Scoring Games

Player	16-17	17-18	18-19	Career
Gafford	NA	2	4	6
Bailey	0	0	1	1
Jones	NA	NA	1	1
Joe	NA	NA	1	1

30+ Point Scoring Games

Player	16-17	17-18	18-19	Career
Joe	NA	NA	1	1

3+ Three-Pointers in a Game

Player	16-17	17-18	18-19	Career
Joe	NA	NA	5	5
Jones	NA	NA	3	3
Embery-Simpson	NA	NA	1	1

5+ Three-Pointers in a Game

Player	16-17	17-18	18-19	Career
Joe	NA	NA	2	2
Jones	NA	NA	1	1

Double Figure Rebounding Games

Player	16-17	17-18	18-19	Career
Gafford	NA	4	3	7
Jones	NA	NA	1	1

Double Figure Assists Games

Player	16-17	17-18	18-19	Career
Harris	0	NA	3	3

Double-Doubles

Player	16-17	17-18	18-19	Career
Gafford	NA	3	3	6
Harris	0	NA	1	1
Jones	NA	NA	1	1

5+ Assist Games

Player	16-17	17-18	18-19	Career
Harris	1	NA	4	5
Jones	NA	NA	1	1

3+ Steals in a Game

Player	16-17	17-18	18-19	Career
Joe	NA	NA	2	2
Bailey	0	1	2	3
Gafford	NA	1	0	1
Jones	NA	NA	1	1
Harris	2	NA	1	3
Embery-Simpson	NA	NA	1	1

3+ Blocks in a Game

Player	16-17	17-18	18-19	Career
Gafford	NA	13	3	16
Bailey	0	1	2	2

(1) Arkansas reached the NCAA for the second straight year – the third time in the last four years – and played in the postseason for the fourth time in the last five years.

(2) Arkansas defeated Oklahoma State, 66-65, in the 2018 Big 12/SEC Challenge.

(3) Arkansas' incoming freshman class was ranked 25th in the nation by ESPN.com.

Gafford Preseason All-SEC; Hogs Picked 10th

• Daniel Gafford was named to the SEC Men's Basketball Preseason All-Conference first team, as selected by a panel of both league and national media members.

• The Razorbacks, one of a league-record eight teams to play in the NCAA Tournament last season, were picked 10th in the preseason poll.

• The good news for Razorback fans is that Arkansas has exceeded the preseason polls in each of the last five years.

YEAR	PRESEASON	FINISH	Record • SEC
2013-14	8th	5th	22-12 • 10-8
2014-15	3rd	2nd	27-9 • 13-8
2015-16	1th	t-8th	16-16 • 9-9
2016-17	5th	t-3rd	26-10 • 12-6
2017-18	6th	t-4th	23-12 • 10-8
2018-19	10th	??	--

Gafford on Both Ends of the Floor Last Season

• Daniel Gafford had 76 blocked shots and recorded 75 dunks last season.

• He ranked 22nd nationally and second in the SEC with his 76 rejections.

• He threw down a school-record 75 dunks, which was more than six SEC teams last season and just two dunks behind Missouri, which finished the season with 77.

Arkansas is Not Just Young, But Inexperienced Too

• Arkansas is not only one of the youngest teams in the nation, but also one of the most inexperienced.

TEAMS WITH NO SENIORS	MOST FR/SO ON SCHOLARSHIP	FEWEST UPPERCLASSMEN ON SCHOLARSHIP
ARKANSAS	12 - Duquesne	1 - ARKANSAS
Seattle	11 - ARKANSAS	1 - Duquesne
Mount St. Mary's Univ.		1 - Mount St. Mary's Univ.
Cal Northridge		
Duquesne		
North Florida		
Virginia		
Cal		
UT Arlington		

MOST SCHOLARSHIP NEWCOMERS

13 - Detroit Mercy
12 - FAU
12 - Seattle
12 - UT Arlington
11 - Missouri State
11 - Duquesne
10 - Mount St. Mary's Univ
10 - Belmont
10 - New Mexico
9 - ARKANSAS
9 - Pepperdine
9 - MTSU

FEWEST RETURNING SCHOLARSHIP PLAYERS

1 - Chattanooga
2 - Duquesne
2 - Drake
3 - ARKANSAS
3 - USF
3 - MTSU
3 - Missouri State
3 - Mount Saint Mary's Univ.
3 - UTA
3 - Detroit Mercy
3 - FAU
3 - UT Arlington

"We have a bunch of piglets but they are starting to develop teeth. Best thing about piglets is they grow up to be Hogs."

- Mike Anderson
Arkansas Head Basketball Coach

MOST SEC WINS IN THE...

LAST 2 YEARS	LAST 3 YEARS	LAST 4 YEARS	LAST 5 YEARS	LAST 6 YEARS
2017-18	2016-18	2015-18	2014-18	2013-18
1. Kentucky 26	1. Kentucky 39	1. Kentucky 57	1. Kentucky 69	1. Kentucky 81
2. Florida 25	2. Florida 34	2. ARKANSAS 44	2. Florida 60	2. Florida 74
3. ARKANSAS 22	3. ARKANSAS 31	3. Florida 42	3. ARKANSAS 54	3. ARKANSAS 64
4. Tennessee 21	4. South Carolina 30	4. Texas A&M 41	4. Texas A&M 49	4. Georgia 58
5. Auburn 20	Texas A&M 30	5. Georgia 37	Georgia 49	5. Ole Miss 57
6. South Carolina 19	6. Tennessee 27	6. South Carolina 36	6. Ole Miss 45	6. Texas A&M 56
7. Alabama 18	Vanderbilt 27	Vanderbilt 36	Tennessee 45	Tennessee 56
8. Texas A&M 17	8. Alabama 26	Ole Miss 36	8. Vanderbilt 43	8. Alabama 53
9. Georgia 16	Georgia 26	9. Tennessee 34	9. South Carolina 41	9. Vanderbilt 51
Vanderbilt 16	10. Auburn 25	Alabama 34	Alabama 41	10. LSU 50
11. Ole Miss 15	Ole Miss 25	11. LSU 32	LSU 41	11. South Carolina 45
Miss. State 15	12. Miss. State 22	12. Auburn 29	12. Auburn 35	12. Auburn 38
13. Missouri 12	13. LSU 21	13. Miss. State 28	13. Miss. State 31	Missouri 38
14. LSU 10	14. Missouri 15	14. Missouri 18	14. Missouri 27	14. Miss. State 35

Percentages Not in Returners Favor

- With three returning players, the 10 newcomers will be counted on heavily to fill several roles.

	Returning	Lost
Scoring	576 / 20.4%	2243 / 79.6%
• 3-Pointers Made	2 / 0.1%	267 / 99.9%
• FT Made	108 / 20.0%	432 / 80.0%
Rebounding	327 / 27.1%	880 / 72.9%
Assists	49 / 9.8%	452 / 90.2%
Blocked Shots	97 / 59.5%	66 / 40.5%
Steals	38 / 17.4%	180 / 82.6%

Anderson's Teams Take Care of the Ball

- In each of the last six years, Arkansas basketball has ranked first or second in the SEC in assist-to-turnover ratio.

- SEC RANK IN ASSIST-TO-TURNOVER RATIO

• 2nd (1.31) 2017-18	• 2nd (1.17) 2016-17
• 1st (1.46) 2015-16	• 2nd (1.35) 2014-15
• 1st (15.3) 2013-14	• 2nd (14.8) 2012-13

- Also, in Anderson's first five years, Arkansas led the SEC in turnover margin. The Razorbacks' turnover margin last season was 3.1 (same as their league-leading ratio from 2015-16 season), but it was only good for third last season.

- SEC RANK IN TURNOVER MARGIN

• 1st (3.1) 2015-16	• 1st (3.8) 2014-15
• 1st (5.5) 2013-14	• 1st (5.9) 2012-13
• 1st (3.3) 2011-12	

Slam Dunk

- The Razorbacks threw down 10 dunks in the win over Montana State - the second-best, single-game total in the Mike Anderson era.
- Arkansas has 41 dunks in seven games this season, an average of 5.9 per game.
- Arkansas' 124 dunks in 2017-18 (3.5 per game) were the most of the Mike Anderson era. The only other Arkansas team to reach 100 dunks in a season was the 2014-15 team who totaled exactly 100 dunks.

No Place Like Home, Especially SEC Saturdays

- In the eight years of the Mike Anderson era, Arkansas has 115 home wins, which is sixth-most in the NCAA over the span (the national leader has 125, second is 120).
- For the second straight year, Arkansas will play five Saturday games in Bud Walton Arena, including each of the Razorbacks' last four home games of the regular season.
- Arkansas is an impressive 25-5 in Saturday SEC home games under head coach Mike Anderson, including a streak of nine consecutive wins.

Familiar Foe in the Big 12/SEC Challenge

- The SEC announced the 10 match-ups for the annual Big 12/SEC Challenge which will take place Jan. 26. Arkansas will travel to Texas Tech, which reached the Elite 8 last season before falling to eventual national champion, Villanova.
- In the 78 previous meetings with the Red Raiders, Arkansas and Texas Tech are all square with each team winning 39 contests in the series.
- The last time the teams met, which was in the 2016 edition of the Big 12/SEC Challenge, the Razorbacks won, 75-68, in overtime. Arkansas has won five of the last six in the series with Texas Tech and 11 of the last 15.
- Arkansas will be playing in its fifth consecutive Big 12/SEC Challenge. The Razorbacks are 2-2 in the Big 12/SEC Challenge with wins over Texas Tech (2016) and Oklahoma State (2018). Arkansas lost at Iowa State (2015) and at Oklahoma State (2017).

Rare Trips for ACC & Big Ten to Bud Walton

- When Indiana came to Bud Walton Arena on Nov. 18 and it was just the fourth time a team from the Big Ten played in Fayetteville. Arkansas is now 4-0 versus a member of the Big 10 at home and 3-0 in Bud Walton Arena, including a 95-79 victory over 14th-ranked Minnesota last season. (Then #20 Michigan is the only other Big 10 member to come to Bud Walton Arena with the Hogs winning 66-64 on Jan. 21, 2012.) Overall, Arkansas has faced a member of the Big 10 34 times and trail in those games, 14-20. Over the 34 previous meeting with a Big 10 member, 24 have been at neutral sites (Arkansas trails 11-13).
- An ACC team (Georgia Tech) is coming to Fayetteville for just the seventh time and first time since Nov. 19, 2014 when Arkansas defeated Wake Forest, 83-53. Arkansas is 4-2 versus ACC members in games played in Fayetteville and 2-1 versus ACC members in games played in Bud Walton Arena. Overall, Arkansas has played a member of the ACC 39 previous times (Arkansas trails in such games 15-24) with 25 of those encounters coming at neutral sites (Arkansas trails 10-15).

Anderson Honored by Brandon Burlsworth Foundation

- This past August, University of Arkansas head basketball coach Mike Anderson was honored at the annual Brandon Burlsworth Foundation Legends Dinner. Anderson is the ninth Legend the Burlsworth Foundation has honored.
- "The Legends Dinner recognizes a person each year who has made great contributions to our state," said Marty Burlsworth, Chairman/CEO and Founder of the Brandon Burlsworth Foundation. "Coach Anderson has a long history with the University and the state of Arkansas, so it was an easy choice for our board of directors to honor him in this way."
- Anderson is one of four Division I coaches with 15-plus years of head coaching experience and has never experienced a losing season while being the only coach to accomplish the feat at three different programs. In his first 16 years of being a head coach, Anderson has led his teams to 11 postseason berths, including nine NCAA Tournament appearances, and posted 11, 20-win seasons.
- While his on-court success is evident, Coach Anderson is equally a champion in the community. He created his own Mike Anderson Foundation, which provides funding for programs focused on preventative health care education and assists organizations that offer nutritional support for children. Anderson is active with the Yvonne Richardson Center and Samaritan's Feet. Also, each year at the annual Red-White Game, fans get in free with a canned food item, which helps support the Northwest Arkansas Food Bank. In fact, Anderson has done similar food drives as the head coach at Missouri and UAB as well as assist with Special Olympics at all three stops.

• ABOUT ARKANSAS •

ABOUT ARKANSAS

Location	Fayetteville, Ark.
Enrollment	27,558
Founded	1871
Colors	Cardinal (PMS 201) and White
Nickname	Razorbacks
Conference	Southeastern (SEC)
Arena (Capacity)	Bud Walton Arena (19,200)

ADMINISTRATION

System President	Dr. Donald R. Bobbitt
Chancellor	Dr. Joseph E. Steinmetz
Athletic Director	Hunter Yurachek
Faculty Representative	Gerald Jordan

COMMUNICATIONS

Basketball SID	Mike Cawood
Email	tmcaawood@uark.edu
Cell Phone	479-236-2090
Office Phone	479-575-3114
Office Fax	479-575-7481
Athletic Website	ArkansasRazorbacks.com
Arkansas Ticket Office	479-575-5151

HISTORY

First Year	1923-24
Seasons	96th
Overall Conference Championships	24 (2 SEC, 22 SWC)
SEC Overall Championships	2 (1992, 1994)
SEC Division Championships	4 (1992, 1993, 1994, 1995)
SEC Tournament Championships	1 (2000)
NCAA Tournament Appearances	33*
National Championships	1 (1994)
National Runner-Up	1 (1995)
NCAA Final Fours	6 (1941, 1945, 1978, 1990, 1994, 1995)
NCAA Elite Eight	10
NCAA Sweet 16	10
NIT Record (App.)	5-4 (3)

* - Arkansas received a bid in 1944 but was unable to participate due to a car accident. Total number of bids is 33 and total number of appearances is 32.

Mike'd Up Radio Show

- Featuring Mike Anderson and Chuck Barrett
- Live 7-8 pm at Sassy's BBQ

- Remaining shows at Sassy's BBQ and Grille Steamboat Drive off Wedington
- Reservations, call 479-435-6996
- Monday, Dec. 10
- Monday, Dec. 17

- Last six shows at Sassy's Red House College Avenue
- Reservations, call 479-856-6966
- Monday, Jan. 7
- Monday, Jan. 21
- Monday, Jan. 28
- Monday, Feb. 4
- Monday, Feb. 18
- Monday, Mar. 4

• MIKE ANDERSON RECORD BREAKDOWN •

Overall: **357-185 (.659)**
Home: 243-40
Away: 64-104
Neutral: 50-41

At Arkansas: **157-87 (.643)**
Home: 115-17
Away: 25-50
Neutral: 17-20

Against Ranked Teams: **29-55**
at Arkansas: 13-21
Home: 18-14, 10-5 at Arkansas
Away: 4-27, 2-9 at Arkansas
Neutral: 6-14, 0-7 at Arkansas

One-Possession Games: **46-38**
at Arkansas: 22-16
Home: 23-8, 13-3 at Arkansas
Away: 15-21, 6-8 at Arkansas
Neutral: 8-9, 3-5 at Arkansas

Decided by 5 Pts / Less: **69-60**
at Arkansas: 36-23
Home: 33-14, 19-4 at Arkansas
Away: 26-33, 13-14 at Arkansas
Neutral: 10-13, 4-5 at Arkansas

In Overtime Games: **12-12**
at Arkansas: 8-7
Home: 9-1, 6-1 at Arkansas
Away: 3-8, 2-4 at Arkansas
Neutral: 0-3, 0-2 at Arkansas

Conference Games: **155-111**
at Arkansas: 70-54
Home: 101-32, 47-15 at Arkansas
Away: 54-79, 23-39 at Arkansas

Scoring Below 50 Points: **0-4**
at Arkansas: 0-2
Home: 0-0, 0-0 at Arkansas
Away: 0-4, 0-2 at Arkansas
Neutral: 0-0, 0-0 at Arkansas

Scoring 50-59 Points: **5-27**
at Arkansas: 3-13
Home: 2-6, 2-2 at Arkansas
Away: 1-16, 0-10 at Arkansas
Neutral: 2-5, 1-1 at Arkansas

Scoring 60-69 Points: **43-69**
at Arkansas: 17-36
Home: 21-13, 11-4 at Arkansas
Away: 15-38, 4-21 at Arkansas
Neutral: 7-18, 2-11 at Arkansas

Scoring 70-79 Points: **95-58**
at Arkansas: 43-25
Home: 56-14, 26-6 at Arkansas
Away: 26-29, 12-12 at Arkansas
Neutral: 13-15, 5-7 at Arkansas


Scoring 80-89 Points: **121-24**
at Arkansas: 46-10
Home: 87-7, 37-5 at Arkansas
Away: 15-14, 4-4 at Arkansas
Neutral: 19-3, 5-1 at Arkansas

Scoring 90-99 Points: **67-1**
at Arkansas: 35-0
Home: 59-0, 30-0 at Arkansas
Away: 3-1, 1-0 at Arkansas
Neutral: 3-0, 2-0 at Arkansas

Scoring 100 or More Points: **24-1**
at Arkansas: 11-0
Home: 18-0, 9-0 at Arkansas
Away: 1-1, 1-0 at Arkansas
Neutral: 5-0, 1-0 at Arkansas

Moncrief Enshrined in Hall of Fame; Joins Richardson and Sutton in Hall

- Last March, Arkansas legend Sidney Moncrief was elected to the National Collegiate Basketball Hall of Fame Class of 2018. The ceremony was **Sunday, Nov. 18** in Kansas City. Others being inducted into the class are Arizona's Sean Elliott, Houston's Otis Birdsong, North Carolina's Sam Perkins, Morgan State's Marvin Webster and USC's Paul Westphal will join former Charleston coach John Kresse and former Oregon Tech coach Danny Miles.
- Moncrief becomes the third Razorback to be inducted into the National Collegiate Basketball Hall of Fame, joining his former coach Eddie Sutton who was selected in 2011 and Nolan Richardson who entered in 2008. All three Arkansas legends have a banner hanging in the rafters of Bud Walton Arena.
- One of the Arkansas' famed "Triplets", Moncrief ended his career as Arkansas's leader in scoring (he ranks second now behind Todd Day) with 2,066 points from 1976-79. He poured in 600-plus points each of his last two years in Fayetteville, one of just four Razorbacks to score more than 600 points during two separate seasons.
- Moncrief helped lead Arkansas to two Elite Eight appearances and the 1978 Final Four, when the Razorbacks recorded Arkansas' first of five total 30-win seasons in program history, going 32-4 overall. A 14-time All-American, Moncrief's name is scattered all through Arkansas' record book and he was named All-Southwest Conference his last three years as a Razorback, while being named to the 1978 NCAA Tournament All-Regional West Team and to the 1979 All-Regional Midwest Team.
- Moncrief was drafted fifth overall in the 1979 NBA Draft to the Milwaukee Bucks, where he spent his first 11 NBA seasons, before finishing his career in Atlanta in 1990-91. The Little Rock native was just the second Razorback in school history to be selected in the first round of the NBA Draft and remains as the only player to be taken in the top five. While in Milwaukee, Moncrief earned All-NBA first team honors once (1983) and second team honors four times (1982-85 and 1986). The five-time All-Star was also named to the NBA's All-Defensive first team four years (1983-86) and second team in 1982, along with earning NBA Defensive Player of the Year honors two seasons (1982-83 and 1983-84). During his 12-year NBA career, Moncrief averaged 15.6 points, 4.7 rebounds and 3.6 assists per game.




Arkansas Signs Justice Hill

- Arkansas men's head basketball coach Mike Anderson announced Justice Hill signed a National Letter of Intent.
- "Obviously, we are very excited to have Justice join our family," Anderson said. "He committed to us as a freshman and has continued to grow both as a player and a person. He is an excellent student and athlete who comes from an outstanding family. Justice possesses good court vision, has really good basketball instincts and is athletic. He will be a perfect fit for our 'FASTEST40' style of play."

Justice Hill
5-11, 170, G

Little Rock, Ark. (Little Rock Christian Academy)

- Rated the #3 overall prospect in Arkansas and #36-best point guard in the nation by 247Sports.com ... Also a three-star recruit by Rivals.com, which has him as the 48th-best point guard in the nation.
- Named to the 2018 5A All-State basketball team as a junior as he averaged 19.5 points, six assists, four steals and four rebounds ... As a sophomore, averaged 15 points, four rebounds, three assist and two steals.
- Played summer ball with the Arkansas Hawks, teaming with current Razorbacks Isaiah Joe, Desi Sills and Ethan Henderson.
- Son of Dr. Fitz Hill, who was an assistant football coach at Arkansas under Jack Crowe, Danny Ford and Houston Nutt from 1992-2000 and went on to be the head coach at San Jose State (2001-04).
- Has been committed to Arkansas since his freshman year of high school.
- A standout quarterback for the Little Rock Christian football team and received several FBS football scholarship offers as well ... Passed for 3,034 yards with 37 touchdowns and 4 interceptions and rushed for 1,000 yards and 21 touchdowns ... In the playoffs, accounted for seven touchdowns in the both the quarterfinals and semifinals ... **Was the game MVP in leading the Warriors to their first state championship** beating four-time defending champion Pulaski Academy ... In the title game, accounted for 330 yards and four touchdowns, including two passing and two rushing ... Completed 12-of-25 passes for 218 yards ... On the ground, he had 112 yards on 15 carries.
- Finished second in the 2018 5A state championship in the high jump (6-2) and placed fifth at the state meet in the long jump (21-1.75).
- High school head coach is Clarence Finley ... Arkansas Hawks AAU coach is Bill Ingram.



● THE LAST TIME ●

POINTS »

- Scored 100+ : 12/01/18 - 121 vs. FIU
- Scored 100+ in an SEC game: 02/10/15 - 101 vs. Auburn
- Scored fewer than 50: 02/09/16 - 46 at Mississippi State

Overtime Games »

- Played in an OT game: 11/09/18 vs Texas, L, 73-71 (OT)
- Played in a 2OT game: 01/23/18 at Georgia, W, 80-77 (2 OT)
- Played in a 3OT game: 02/09/80 vs. Houston, L, 90-84 (3 OT)

Versus Top-25 opponents »

- Beat an AP Top 25 team: 03/09/18 vs. No. 23 Florida, W, 80-72
- Beat an AP Top 20 team: 02/27/18 vs. No. 14 Auburn, W, 91-82
- Beat an AP Top 15 team: 02/27/18 vs. No. 14 Auburn, W, 91-82
- Beat an AP Top 10 team: 01/27/16 vs. No. 5 Texas A&M, W, 74-71
- Beat an AP Top 5 team: 01/27/16 vs. No. 5 Texas A&M, W, 74-71

Versus Top-25 opponents on the road »

- Beat an AP Top 25 team on road: 02/15/17 at No. 21 South Carolina, W, 83-76
- Beat an AP Top 5 team on road: 02/09/94 at No. 4 Kentucky, W, 90-82

Double-Doubles »

- Two players in same game: 12/01/18 vs. FIU
- Daniel Gafford (23 pts, 12 rebs) and Mason Jones (19 pts, 19 rebs)

3-Point Shooting »

- 10+ 3FGM in a game: 12/05/18 - 14 at Colorado State
- 15+ 3FGM in a game: 01/09/16 - 16 vs. Mississippi State

At the Charity Stripe »

- Attempted 40+ FT in a game: 11/23/18 - 46 vs. UTA
- MADE 20+ FT in a game: 12/01/18 - 24 (of 39) vs. FIU
- MADE 30+ FT in a game: 11/23/18 - 34 vs. UTA

ASSISTS »

- Had 20+ assists: 11/21/18 - 20 vs. Texas
- Had 25+ assists: 12/05/18 - 28 vs. Colorado State
- Had 20+ assists in back-to-back games: 12/01/18 (27 vs. FIU)
- 12/05/17 (29 vs. Montana State)
- Had 2 players with 5+ assists: 12/01/18 vs. FIU
- Jalen Harris - 10, Desi Sills - 6
- Had 3 players with 5+ assists: 11/21/18 vs. Montana State
- Jalen Harris - 11, Isaiah Joe - 5, Desi Sills - 5

Points »

- Scored 30-39 points in a game: by Isaiah Joe - 12/01/18 (34) vs. FIU
- Scored 40-49 points in a game: by Todd Day - 01/11/92 (43) vs. LSU
- Scored 50+ points in a game: by Rotnei Clarke - 11/13/09 (51) vs. Alcorn State

Double-Doubles »

- Points/Rebounds: 12/01/18 vs. FIU
- 23 pts & 12 rebs by Daniel Gafford AND 19 pts & 10 rebs by Mason Jones
- Points/Assists: 11/21/18 vs. Montana State
- 11 pts and 11 asts by Jalen Harris

Rebounds »

- Had 15+ rebounds in a game: by Bobby Portis - 03/07/15 (15) vs. LSU
- Had 20+ rebounds in a game: by Nick Davis - 11/21/97 (23) vs. Jackson State

Three-Point Shooting »

- 5+ 3FGM in a game: by Isaiah Joe - 12/01/18 (10 / 13 att) vs. FIU

AT THE CHARITY STRIPE »

- 10+ FTA in a game: by Daniel Gafford - 11/23/18 (10 / 9-of-10) vs. UTA
- 10+ FTM in a game: by Daryl Macon - 02/06/18 (12 / of 13) vs. South Carolina

Assists »

- 5+ assists in a game: by Jalen Harris - 11/23/18 (6) vs. UTA
- Consecutive 5+ assists games: by Jalen Harris - 11/23/18 (6) vs UTA
- 12/01/18 (10) vs FIU
- 12/05/18 (12) at Colorado State
- Four straight 5+ assists games: by Jalen Harris 11/21/18 (11) vs. Montana St.
- 11/23/18 (6) vs UTA
- 12/01/18 (10) vs FIU
- 12/05/18 (12) at Colorado State
- 10+ assists in a game: by Jalen Harris - 12/05/18 (12) at Colorado State
- Consecutive 10+ assists games: by Jalen Harris - 12/01/18 (10) vs FIU
- 12/05/18 (12) at Colorado State

Blocks »

- Had 3+ blocks in a game: by Gafford & Bailey - 12/01/18 - (4) vs. FIU
- Had 5+ blocks in a game: by Daniel Gafford - 02/27/18 - (7) vs. Auburn

Steals »

- Had 5+ steals in a game: 11/21/18 - 5 by Isaiah Joe vs. Montana State
- Had consecutive 5+ steal games: 01/01/06 - by Ronnie Brewer (5) vs. W. Illinois
- 01/07/06 (5) vs. Mississippi State

● RAZORBACK/IMG SPORTS NETWORK RADIO AFFILIATES ●

Batesville (Games)
Batesville (Coaches Show)
Camden (Games)
Camden (Coaches Show)
Crossett
Crossett
De Queen
DeWitt
El Dorado
Fayetteville
Fayetteville (Games)
Fayetteville

KWOZ-FM 103.3
KBTA-AM 1340
KAMD-FM 97.1
KCXY-FM 95.3
KAGH-AM 800
KAGH-FM 104.9
KDQN-FM 92.1
KDEW-FM 97.3
KAGL-FM 93.3
KOSM-FM 92.1
KYNG-AM 1500
KAKS-FM 99.5

Fayetteville
Fayetteville
Fayetteville
Forrest City
Fort Smith
Glenwood
Glenwood
Hot Springs/Mena
Jonesboro
Little Rock
Magnolia
Marshall

KUOA-AM 1290
KUOA-FM 95.3
KBVA-FM HD3 106.5
KBFC-FM 93.5
KERX-FM 95.3
KHGZ-AM 670
KHGZ-FM 98.9
KTG FM 96.3
KEGI-FM 100.5
KABZ-FM 103.7
KZHE-FM 100.5
KBCN-FM 104.3

Mena
Mena / Hot Springs
Monett, Mo.
Monticello
Morrilton
Mountain Home
Ozark
Ozark
Searcy
Texarkana, Texas
Wynne

KENA-FM 104.1
KTTG-FM 96.3
KKBL-FM 95.9
KGPO-FM 99.9
KCON-FM 99.3
KOMT-FM 93.5
KDYN-AM 1540
KDYN-FM 96.7
KRZS-FM 99.1
KKTK-AM 1400
KWYN-FM 92.5

• 2018-19 RECORD BREAKDOWN •
RECORD BREAKDOWN

At Home (Bud Walton Arena)	5-0
On The Road	1-0
Neutral	0-1
White Uniforms	5-0
Cardinal Uniforms	1-0
Anthracite Uniforms	0-0
Special Ed., Cardinal Armed Forces Classic Uni	0-1

GENERAL

When Arkansas controls the tip	3-1
When opponent controls the tip	3-0
When Arkansas scores first	4-1
When opponent scores first	2-0

LEADS AND DEFICITS

Leading at the half - home	5-0
Leading at the half - road/neutral	1-0
Tied at the half - home	0-0
Tied at the half - road/neutral	0-0
Trailing at the half - home	0-0
Trailing at the half - road/neutral	0-1
Games decided by 5 points or fewer	1-1
Games decided by 10 points or fewer	1-1
Leading with 5:00 left in regulation	5-1
Leading with 2:00 left in regulation	6-1
Overtime games	0-1

OFFENSE

Scoring less than 70 points	0-0
Scoring 70-79 points	2-1
Scoring 80-89 points	1-0
Scoring 90-99 points	2-0
Scoring 100+ points	1-0
2 Players Or Less in Double Figures	0-0
3 Players in Double Figures	1-0
4 Players in Double Figures	3-1
5 Players in Double Figures	1-0
6 Players in Double Figures	1-0
7 Players in Double Figures	0-0
1 Player Scores 20+ Points	1-1
2 Players Score 20+ Points	2-0
When shooting 50 percent or higher	3-0
When shooting less than 50 percent	3-1

REBOUNDING/TURNOVERS

When out-rebounding opponent	3-0
When out-rebounded	3-1
When rebounds are even	0-0
When grabbing 10+ offensive reb	4-1
When forcing 15+ turnovers	4-0
When committing less than 15 turnovers	4-0
When committing 15+ turnovers	2-1

When Top Scorer Is (Includes Ties)

Daniel Gafford	Season: 2-1	Career: 6-2
Mason Jones	Season: 3-0	Career: 3-0
Isaiah Joe	Season: 1-0	Career: 1-0

When Top Rebounder Is (Includes Ties)

Daniel Gafford	Season: 4-1	Career: 18-6
Adrio Bailey	Season: 0-0	Career: 1-0
Mason Jones	Season: 1-0	Career: 1-0
Reggie Chaney	Season: 1-0	Career: 1-0

Months

In November	4-1
In December	2-0
In January	0-0
In February	0-0
In March	0-0

#DUNKPALACE

DUNKS BY PLAYER CAREER '18-19

Daniel Gafford	99	24
Adrio Bailey	27	6
Jalen Harris	3	3
Reggie Chaney	5	5
Isaiah Joe	1	1
Gabe Osabuohien	4	1
Desi Sills	1	1
TOTALS	141	41

MOST DUNKS IN A HALF 2018-19

6	1st	Montana State (11/21/18)
5	2nd	FIU (12/01/18)

RECORD BY DUNKS 2018-19

5+ Dunks	5-0
4+ Dunks	0-1
2+ Dunks	1-0
1 Dunk	0-0
Held Without a Dunk	0-0

**• DUNKS IN A GAME •
(ANDERSON ERA)**

Dunks	Opponent	Year
12	Samford	2017-18
10	MONTANA STATE	2018-19
9	FIU	2018-19
8	Auburn	2017-18
8	Mississippi State	2012-13
7	Troy	2017-18
7	Fresno State	2017-18
7	Minnesota	2012-13
7	Alabama A&M	2012-13
7	Northwestern State	2015-16
7	Northwestern State	2014-15
7	Vanderbilt	2014-15

**MOST DUNKS IN THE SEC 2018-19
(as of DEC. 6, 2018)**

Auburn	48	8 games
ARKANSAS	41	7 GAMES
Kentucky	39	8 games
LSU	38	8 games
Vanderbilt	38	8 games
Mississippi State	37	8 games
Texas A&M	35	7 games
Georgia	34	8 games
Tennessee	28	7 games
DANIEL GAFFORD	24	8 games
Alabama	23	8 games
Ole Miss	20	7 games
Florida	18	8 games
Missouri	10	8 games
South Carolina	14	8 games

41 DUNKS IN 7 GAMES (5.9 avg)


Of Gafford's career 215 field goals made, 46.0 percent (99 total) have been dunks.



**Daniel Gafford has more dunks
than FIVE SEC teams »**



2018-19 SEC STANDINGS

THROUGH THURSDAY - DEC 6



	SEC	PCT.	HOME	AWAY	OVERALL	PCT.	HOME	ROAD	NEUTRAL	STRK
Auburn	0-0	.000	0-0	0-0	7-1	.875	5-0	0-0	2-1	W3
Kentucky	0-0	.000	0-0	0-0	7-1	.875	7-0	0-0	0-1	W7
Mississippi State	0-0	.000	0-0	0-0	7-1	.875	5-0	1-0	1-1	W4
Arkansas	0-0	.000	0-0	0-0	6-1	.857	5-0	1-0	0-1	W6
Tennessee	0-0	.000	0-0	0-0	6-1	.857	5-0	0-0	1-1	W2
LSU	0-0	.000	0-0	0-0	6-2	.750	5-0	0-0	1-2	W1
Vanderbilt	0-0	.000	0-0	0-0	6-2	.750	5-1	1-0	0-1	W1
Ole Miss	0-0	.000	0-0	0-0	5-2	.714	4-0	0-1	0-1	W2
Alabama	0-0	.000	0-0	0-0	5-3	.625	3-1	0-1	2-1	L2
Florida	0-0	.000	0-0	0-0	5-3	.625	3-0	0-1	2-2	W2
Georgia	0-0	.000	0-0	0-0	5-3	.625	4-0	0-1	1-2	W2
Missouri	0-0	.000	0-0	0-0	5-3	.625	3-1	0-1	2-1	W2
South Carolina	0-0	.000	0-0	0-0	4-4	.500	3-2	0-1	1-1	L1
Texas A&M	0-0	.000	0-0	0-0	3-4	.429	3-1	0-1	0-2	W2

AP (12/3)

1	Gonzaga (43)	8-0	1,578
2	Kansas (19)	6-0	1,539
3	Duke (1)	7-1	1,463
4	Virginia (1)	7-0	1,367
5	Michigan	8-0	1,339
6	Nevada	8-0	1,300
7	Tennessee	6-1	1,238
8	Auburn	6-1	1,154
9	Kentucky	7-1	1,070
10	Michigan State	6-2	915
11	Florida State	6-1	871
12	Wisconsin	7-1	809
13	Texas Tech	7-0	783
14	North Carolina	6-2	782
15	Virginia Tech	6-1	675
16	Kansas State	6-1	629
17	Buffalo	7-0	515
18	Iowa	6-1	417
19	Ohio State	7-1	385
20	Arizona State	7-0	384
21	Villanova	6-2	356
22	Mississippi State	6-1	243
23	Maryland	7-1	204
24	Nebraska	7-1	176
25	Furman	8-0	101

RECEIVING VOTES: Purdue 100, Syracuse 62, Marquette 47, Iowa State 46, **Texas 44**, Creighton 42, St. John's 39, Houston 30, North Carolina State 14, **Indiana 13**, Arizona 12, Louisville 11, Clemson 11, Radford 9, TCU 9, Notre Dame 3, **ARKANSAS 3**, Oregon 3, UCLA 3, **Florida 2**, Boston College 2, Davidson 1, Oklahoma 1.

USA TODAY COACHES (11/26)

1	Gonzaga (21)	8-0	788
2	Kansas (10)	6-0	771
3	Duke	7-1	712
4	Virginia	7-0	704
5	Michigan (1)	8-0	680
6	Nevada	8-0	629
7	Tennessee	6-1	618
8	Kentucky	7-1	547
9	Auburn	6-1	534
10	Michigan State	6-2	483
11	Florida State	6-1	405
12	North Carolina	6-2	389
13	Texas Tech	7-0	387
14	Virginia Tech	6-1	359
15	Kansas State	6-1	346
16	Wisconsin	7-1	322
17	Ohio State	7-1	249
18	Buffalo	7-0	241
19	Iowa	6-1	185
20	Arizona State	7-0	156
21	Villanova	6-2	143
22	Mississippi State	6-1	124
23	Maryland	7-1	120
24	Purdue	5-3	89
25	Nebraska	7-1	73

RECEIVING VOTES: Houston 58; St. John's 33; Iowa State 33; Creighton 32; Furman 30; UCLA 28; **Texas 24**; Clemson 24; Syracuse 22; North Carolina State 11; Oregon 9; Cincinnati 8; **Indiana 8**; West Virginia 5; Central Florida 5; **Louisiana State 5**; Pittsburgh 5; North Texas 2; **Florida 2**; Radford 1; Marquette 1.

ARKANSAS IN THE RANKINGS

WEEK	AP	COACH	NET
Preseason	--	--	NA
Nov. 12	--	--	NA
Nov. 19	RV (1)	--	59
Nov. 26	RV (6)	RV (1)	53
Dec. 3	RV (3)	--	36
Dec. 10			
Dec. 17			
Dec. 24			
Dec. 31			
Jan. 7			
Jan. 14			
Jan. 21			
Jan. 28			
Feb. 4			
Feb. 11			
Feb. 18			
Feb. 25			
Mar. 4			
Mar. 11			
FINAL			

The last time Arkansas was ranked in the AP Poll...

Top 25:	#22	01/01/18
Top 15:	#15	11/14/00
Top 10:	#6	1995 Final Poll
Top 5:	#5	03/07/95
No. 1:	#1	'94-95 Preseason

Saturday, December 8	TV	CT
Michigan St. at Florida	CBS	11:00 a.m.
Kentucky vs. Seton Hall (New York, NY)	FOX	11:00 a.m.
South Carolina at Michigan	FSI	11:00 a.m.
Western Kentucky at Arkansas	SEC Network	2:30 p.m.
Mississippi St. vs. Clemson (Newark, NJ)	ESPN2	3:00 p.m.
Boston College at Texas A&M	SEC Network	5:00 p.m.
Ole Miss at Illinois St.		7:00 p.m.
Dayton at Auburn	SEC Network	7:30 p.m.
Sunday, December 9	TV	CT
Arizona at Alabama	ESPN	Noon
Incarinate Word at LSU	SEC Network	1:00 p.m.
Tennessee vs. Gonzaga (Phoenix, AZ)	ESPN	2:00 p.m.
Wednesday, December 12	TV	CT
Ole Miss vs. Southeastern La. (at Jackson, MS)	--	6:30 p.m.
LSU at Houston	ESPN2	8:00 p.m.
Saturday, December 15	TV	CT
Tennessee at Memphis	ESPN2	11:00 a.m.
Utah at Kentucky	ESPN2	4:00 p.m.
Arizona St. at Georgia	SEC Network	5:00 p.m.
Auburn vs. UAB (at Birmingham, AL)	CBS Sports Network	6:30 p.m.
Cincinnati at Mississippi St.	SEC Network	6:30 p.m.
UTSA vs. Arkansas (at North Little Rock, AR)	--	7:00 p.m.
LSU at Saint Mary's (CA) (Las Vegas, NV)	ESPNU	10:00 p.m.
Texas A&M at Oregon St.	Pac 12 Networks	10:00 p.m.
Sunday, December 16	TV	CT
Chattanooga at Ole Miss	SEC Network	5:00 p.m.
Monday, December 17	TV	CT
Arizona St. at Vanderbilt	SEC Network	6:00 p.m.
Tuesday, December 18	TV	CT
Oakland at Georgia	SECN+	6:00 p.m.
Xavier at Missouri	ESPNU	6:00 p.m.
Mercer at Florida	SEC Network	8:00 p.m.
Liberty vs. Alabama (Huntsville, AL)	--	7:00 p.m.
Wednesday, December 19	TV	CT
Auburn at NC State	ESPN2	6:00 p.m.
Virginia at South Carolina	SEC Network	6:00 p.m.
Samford at Tennessee	SECN+	6:00 p.m.
Wofford at Mississippi St.	SECN+	7:00 p.m.
Valparaiso at Texas A&M	SECN+	7:30 p.m.
Georgia Tech at Arkansas	SEC Network	8:00 p.m.

#PROHOGS

37

» Arkansas has had 37 all-time NBA Draft selections from 35 different players in program history.

16

» The Razorbacks have 16 All-Star game appearances by Joe Johnson (7), Sidney Moncrief (5) and Alvin Robertson (4).

12

» Arkansas has 12 first round NBA Draft picks in program history with Sidney Moncrief going No. 5 overall in 1979.

#PROHOGS

Arkansas has had 29 former players go on to play in the NBA and three are currently on active rosters. Also, Corliss Williamson, currently with Phoenix, is in his sixth season as an assistant coach in the NBA.

Player	Team	Yrs	Draft Class
Patrick Beverley	Clippers	7th	2009 - 42nd (LAC)
Daryl Macon *	Mavericks	1st	2018-FA
Bobby Portis	Bulls	4th	2015 - 22nd (CHI)

* - signed two-way contract with the Mavericks and their G League affiliate Texas Legends.

G League

Jaylen Barford	Greensboro Swarm	1st Year
Dusty Hannahs	Memphis Hustle	2nd Year
Michael Qualls	Wisconsin Herd	2nd Year

Arkansas in the 2018-19 NCAA/SEC

(Through Games of Dec. 6, 2018)

TEAM IN THE NCAA/SEC	NCAA	SEC	NO.
3-pt Field Goal Attempts (351 ranked)	258	8	169
Assist Turnover Ratio (351 ranked)	28	2	1.47
Assists Per Game (351 ranked)	4	2	20.1
Blocked Shots Per Game (351 ranked)	9	3	6.1
Defensive Rebounds per Game (351 ranked)	18	3	30.29
Fewest Fouls (351 ranked)	200	13	160
Fewest Turnovers (351 ranked)	65	4	96
Field-Goal Percentage (351 ranked)	52	6	48.5
Field-Goal Percentage Defense (351 ranked)	7	2	36.3
Free Throw Attempts (351 ranked)	88	4	193
Free Throws Made (351 ranked)	155	6	122
Free-Throw Percentage (351 ranked)	316	14	63.2
Offensive Rebounds Per Game (351 ranked)	179	12	10.43
Personal Fouls Per Game (351 ranked)	339	14	22.9
Rebound Margin (351 ranked)	181	13	1.4
Scoring Defense (351 ranked)	161	9	70.6
Scoring Margin (351 ranked)	27	3	16.9
Scoring Offense (351 ranked)	15	1	87.4
Steals Per Game (351 ranked)	18	4	9
Three Pt FG Defense (351 ranked)	53	2	29.4
Three-Point Field Goals Per Game (351 ranked)	83	2	8.9
Three-Point Field-Goal Percentage (351 ranked)	94	3	36.7
Total 3-point FGM (351 ranked)	198	6	62
Total Assists (349 ranked)	58	2	141
Total Blocks (351 ranked)	31	4	43
Total Rebounds (351 ranked)	247	11	285
Total Rebounds Per Game (351 ranked)	40	7	40.71
Total Steals (350 ranked)	99	5	63
Turnover Margin (345 ranked)	46	3	3.7
Turnovers Forced (351 ranked)	25	2	17.43
Turnovers Per Game (351 ranked)	190	6	13.7
Won-Lost Percentage (347 ranked)	35	4	85.7

RAZORBACKS IN THE NCAA/SEC	PLAYER	NCAA	SEC	NO.
3-pt Field Goal Attempts (236 ranked)	Isaiah Joe	83	2	61
Assist Turnover Ratio (248 ranked)	Jalen Harris	3	1	5.67
Assists Per Game (239 ranked)	Jalen Harris	6	1	7.3
Blocked Shots Per Game (246 ranked)	Daniel Gafford	39	5	2.14
	Adrio Bailey	130	18	1.43
	Reggie Chaney	130	18	1.43
Defensive Rebounds per Game (244 ranked)	Daniel Gafford	73	3	6.14
	Mason Jones	168	8	5.43
Double Doubles (207 ranked)	Daniel Gafford	47	1	3
	Jalen Harris	207	13	1
	Mason Jones	207	13	1
Field-Goal Percentage (249 ranked)	Daniel Gafford	12	1	68
	Isaiah Joe	223	10	47.5
Free Throw Attempts (250 ranked)	Daniel Gafford	100	4	50
Free Throws Made (234 ranked)	Daniel Gafford	234	8	29
Free-Throw Percentage (247 ranked)	Jalen Harris	171	4	81.5
Minutes Per Game (250 ranked)	--	--	--	--
Offensive Rebounds Per Game (237 ranked)	Daniel Gafford	140	9	2.57
Points Per Game (250 ranked)	Daniel Gafford	100	2	18.7
	Isaiah Joe	217	6	16
Rebounds Per Game (246 ranked)	Daniel Gafford	68	4	8.7
Steals Per Game (244 ranked)	--	--	--	--
Three-Point Field Goals Per Game (245 ranked)	Isaiah Joe	7	1	4
	Mason Jones	128	5	2.57
Three-Point Field-Goal Percentage (156 ranked)	Mason Jones	41	1	46.2
	Isaiah Joe	42	2	45.9
Total 3-point FGM (247 ranked)	Isaiah Joe	37	1	28
	Mason Jones	247	7	18
Total Assists (246 ranked)	Jalen Harris	32	3	51
Total Blocks (216 ranked)	Daniel Gafford	71	7	15
	Adrio Bailey	172	17	10
	Reggie Chaney	172	17	10
Total Field Goal Attempts (246 ranked)	--	--	--	--
Total Field Goals Made (248 ranked)	Daniel Gafford	165	1	51
Total Minutes (250 ranked)	--	--	--	--
Total Points (247 ranked)	--	--	--	--
Total Rebounds (236 ranked)	Daniel Gafford	185	6	61

Versus 2018-19 Opponents

NON-CONFERENCE

SCHOOL	GMS PLAYED	SERIES RECORD	H	A	N	LAST MEETING
AUSTIN PEAY	3	ARKANSAS LEADS, 3-0	3-0	-	-	H - W, 99-62 (12/03/16)
UC DAVIS	2	ARKANSAS LEADS, 2-0	2-0	-	-	H - W, 81-58 (11/12/18)
COLORADO STATE	2	ARKANSAS LEADS, 2-0	1-0	1-0	-	A - W, 98-74 (12/05/18)
FIU	1	ARKANSAS LEADS, 1-0	1-0	-	-	H - W, 121-89 (12/01/18)
GEORGIA TECH	5	ARKANSAS TRAILS, 1-4	-	0-2	1-2	N - L, 73-83 (11/26/15)
INDIANA	3	ARKANSAS LEADS, 2-1	1-0	0-1	1-0	H - W, 73-72 (11/18/18)
MONTANA STATE	1	ARKANSAS LEADS, 1-0	1-0	-	-	H - W, 90-68 (11/21/18)
TEXAS	155	ARKANSAS LEADS, 87-68	46-21	27-43	14-4	N - L, 73-71 or (11/09/18)
UT ARLINGTON	8	ARKANSAS LEADS, 8-0	6-0	1-0	1-0	H - W, 78-60 (11/23/18)
UT SAN ANTONIO	5	ARKANSAS LEADS, 5-0	3-0	1-0	1-0	H - W, 104-71 (12/28/13)
TEXAS STATE	3	ARKANSAS LEADS, 3-0	3-0	-	-	H - W, 73-67 (12/06/05)
TEXAS TECH	78	SERIES TIED, 39-39	24-11	11-23	4-5	H - W, 75-68 or (01/30/16)
WESTERN KENTUCKY	6	ARKANSAS LEADS, 4-2	0-1	0-1	4-0	N - L, 63-74 (12/07/74)

SOUTHEASTERN CONFERENCE

SCHOOL	GMS PLAYED	SERIES RECORD	H	A	N	LAST MEETING
ALABAMA	61	ARKANSAS LEADS, 33-28	18-6	7-20	8-2	A - W, 76-73 (02/24/18)
• SEC ONLY	51	ARKANSAS LEADS, 27-24				
AUBURN	52	ARKANSAS LEADS, 34-18	21-5	12-13	1-1	H - W, 91-82 (02/27/18)
• SEC ONLY	51	ARKANSAS LEADS, 34-17				
FLORIDA	35	ARKANSAS TRAILS, 12-23	8-6	2-13	2-4	N - W, 80-72 (03/09/18)
• SEC ONLY	35	ARKANSAS TRAILS, 12-23				
GEORGIA	37	ARKANSAS LEADS, 22-15	10-3	6-9	6-3	A - W, 80-77 2ot (01/23/18)
• SEC ONLY	37	ARKANSAS LEADS, 22-15				
KENTUCKY	42	ARKANSAS TRAILS, 11-31	7-7	3-14	1-10	H - L, 72-87 (02/20/18)
• SEC ONLY	37	ARKANSAS TRAILS, 11-26				
LSU	65	ARKANSAS LEADS, 35-30	19-7	11-17	5-6	A - L, 86-94 (02/03/18)
• SEC ONLY	56	ARKANSAS LEADS, 31-25				
OLE MISS	79	ARKANSAS LEADS, 47-32	15-11	8-19	24-2	A - W, 75-64 (02/13/18)
• SEC ONLY	51	ARKANSAS TRAILS, 25-26				
MISSISSIPPI STATE	61	ARKANSAS LEADS, 33-28	21-6	7-21	5-1	A - L, 75-78 (01/02/18)
• SEC ONLY	52	ARKANSAS LEADS, 27-25				
MISSOURI	50	ARKANSAS LEADS, 26-23	15-9	10-14	1-0	A - L, 67-77 (03/03/18)
• SEC ONLY	12	ARKANSAS TRAILS, 7-5				
SOUTH CAROLINA	33	ARKANSAS LEADS, 20-13	11-4	6-7	3-2	N - W, 69-64 (03/08/18)
• SEC ONLY	33	ARKANSAS LEADS, 20-13				
TENNESSEE	40	SERIES TIED, 20-20	10-4	4-11	6-4	N - L, 66-84 (03/10/18)
• SEC ONLY	36	ARKANSAS TRAILS, 17-19				
TEXAS A&M	157	ARKANSAS LEADS, 102-55	57-14	38-37	7-4	H - W, 94-75 (02/17/18)
• SEC ONLY	10	ARKANSAS LEADS 6-4				
VANDERBILT	36	ARKANSAS LEADS, 24-12	14-3	6-8	4-1	H - W, 72-54 (02/10/18)
• SEC ONLY	33	ARKANSAS LEADS 22-11				

Did You Know...

IN 16 YEARS AS A HEAD COACH, MIKE ANDERSON'S TEAMS HAVE:

- RANKED AMONG THE NCAA TOP 30 IN STEALS 13 TIMES, INCLUDING FIRST FOUR TIMES AND 8 TIMES IN THE TOP 10.
- RANKED AMONG THE NCAA TOP 30 IN TURNOVER MARGIN 9 TIMES, INCLUDING FIVE TIMES IN THE TOP 5.
- RANKED AMONG THE NCAA TOP 30 IN ASSISTS PER GAME 7 TIMES, INCLUDING FIRST ONCE.
- RANKED AMONG THE NCAA TOP 30 IN SCORING OFFENSE 7 TIMES.
- RANKED AMONG THE NCAA TOP 30 IN BLOCKED SHOTS PER GAME 6 TIMES OVER THE 8 SEASONS.
- RANKED AMONG THE NCAA TOP 30 IN ASSIST-TO-TURNOVER RATIO 6 TIMES OVER THE LAST 11 SEASONS.

NOTE: NOT ALL ABOVE STATS WERE KEPT BY NCAA EVERY YEAR



0 DESI SILLS

G, Fr., 6-2, 196 | Jonesboro, Ark. / Jonesboro HS

• Name is pronounced Dez-ee

2018-19 (Fr.) HIGHLIGHTS:

- Second on the team in minutes off the bench (15.4) ... Has played 108 minutes with Keyshawn Embury-Simpson playing team-best 110 minutes off the bench.
- Made his first two career free throw attempts (at Indiana) and dished out his first two career assists.
- Made his first career 3-pointer and added two steals versus Montana State.

- In back-to-back games has posted career highs in points (8 t Colorado State), assists (6 vs FIU), rebounds (3 vs FIU) and minutes (19).



#0 DESI SILLS 2018-19 GAME STATS

Opponent	Date	GS	Min	FG	FGA	Pct	3FG	FGA	Pct	FT	FTA	Pct	O	D	Tot	Avg	PF	FO	A	TO	Blk	Stl	Pts	Avg
vs Texas	11/09/18	16	1	2	.500	1	1	1.000	0	0	.000	0	1	1	1.0	2	0	0	0	0	0	3	3.0	
UC DAVIS	11/12/18	15	1	2	.500	0	0	.000	0	0	.000	0	1	1	1.0	4	0	0	2	0	0	2	2.5	
INDIANA	11/18/18	11	0	2	.000	0	1	.000	2	2	1.000	0	1	1	1.0	1	0	2	1	0	1	2	2.3	
MONTANA STATE	11/21/18	16	2	5	.400	1	4	.250	0	1	.000	0	1	1	1.0	3	0	5	1	0	2	5	3.0	
UT ARLINGTON	11/23/18	15	1	3	.333	0	2	.000	1	3	.333	1	0	1	1.0	1	0	2	4	0	1	3	3.0	
FIU	12/01/18	19	3	4	.750	0	1	.000	1	2	.500	1	2	3	1.3	3	0	6	3	0	1	7	3.7	
at Colorado State	12/05/18	16	2	3	.667	2	3	.667	2	2	1.000	0	1	1	1.3	3	0	2	0	0	0	8	4.3	
Totals		0	108	10	21	.476	4	12	.333	6	10	.600	2	7	9	1.3	17	0	17	11	0	5	30	4.3

Assists/game: 2.4

Turnovers/game: 1.6

Assist/turnover ratio: 1.5

Steals/game: 0.7

• PERSONAL BESTS •

POINTS

Season: 8 at Colorado State (12/05/18) SEC: --

Career: -- SEC: --

FIELD GOALS MADE

Season: 3 vs. FIU (12/01/18) SEC: --

Career: -- SEC: --

FIELD GOALS ATTEMPTED

Season: 5 vs. Montana State (11/21/18) SEC: --

Career: -- SEC: --

3-POINT FIELD GOALS MADE

Season: 2 at Colorado State (12/05/18) SEC: --

Career: -- SEC: --

3-POINT FG ATTEMPTS

Season: 4 vs. Montana State (11/21/18) SEC: --

Career: -- SEC: --

FREE THROWS MADE

Season: 2 (2x), last at Colo. St (21/05/18) SEC: --

Career: -- SEC: --

FREE THROWS ATTEMPTED

Season: 3 vs. UTA (11/23/18) SEC: --

Career: -- SEC: --

REBOUNDS

Season: 3 vs. FIU (12/01/18) SEC: --

Career: -- SEC: --

ASSISTS

Season: 6 vs. FIU (12/01/18) SEC: --

Career: -- SEC: --

STEALS

Season: 2 vs. Montana State (11/21/18) SEC: --

Career: -- SEC: --

BLOCKED SHOTS

Season: -- SEC: --

Career: -- SEC: --

MINUTES

Season: 19 vs. FIU (12/01/18) SEC: --

Career: -- SEC: --

DESI SILLS CAREER STATISTICS

Year	GP	GS	Min	Avg	FG	FGA	Pct	3FG	3FGA	Pct	FT	FTA	Pct	Off	Def	Tot	Avg	PF	FO	Ast	TO	Blk	Stl	Pts	Avg
2018-19	7	0	108	15.4	10	21	.476	4	12	.333	6	10	.600	2	7	9	1.3	17	0	17	11	0	5	30	4.3



1 ISIAH JOE

G, Fr., 6-5, 167 | Fort Smith, Ark. / Fort Smith Northside HS

NAMED SEC PLAYER OF THE WEEK (Dec. 3), scoring 34 points and making 10-of-13 3-pointers vs. FIU.

- Is **THE ONLY** player in the SEC to rank among the league's top 10 in both overall field goal percentage (10th) and 3-pt field goal percentage (4th).
- Has scored double digits in all seven games (and both exhibitions).
- Leads the team by taking six charges ... His 23 deflections ranks 3rd-best on the team.

IN THE NCAA / SEC

• 7th in NCAA • 1st in SEC	3-pt FG made (4.0/gm)
• 37th in NCAA • 1st in SEC	3-pt made (28 made)
• 42nd in NCAA • 4th in SEC	3-pt FG% (.459)
• 83rd in NCAA • 2nd in SEC	3-pt FG attempts (61)
• 217th in NCAA • 6th in SEC	Scoring (16.0 ppg)
• 223rd in NCAA • 10th in SEC	FG% (.475)

2018-19 (Fr.) HIGHLIGHTS:

- Scored 17 in his collegiate debut versus Texas, making 5-of-8 from 3-point range.
- Struggled early versus UC Davis, but finished with 14 points with five rebounds and three steals.
- Had season-high three assists versus Indiana.
- Versus Montana State, was just 2-of-10 from 3-point range, he posted season-bests in assists (5) and steals (5).
- **Named SEC Player of the Week (12/3)** ... Scored 34 points - 17 in each half - and made 10-of-13 shots from 3-point range to lead the Razorbacks to a 121-89 victory over FIU ... The 34 points are second (tied) on the Arkansas all-time list for most points by a freshman ... Is just the fourth Razorback (fifth time in school history) and just the 10th player in SEC history (11th time in league history) to make at least 10 in a game. ... After FIU trimmed its deficit to four (24-20) at 8:29 in the first half, Joe drained a 3-pointer and scored 14 points over the next 4:37 to put Arkansas up 20 ... Made six straight attempts and finished the game making 9-of-his-last-10 from long distance.



#1 ISIAH JOE 2018-19 GAME STATS

Opponent	Date	GS	Min	FG	FGA	Pct	3FG	FGA	Pct	FT	FTA	Pct	O	D	Tot	Avg	PF	FO	A	TO	Blk	Stl	Pts	Avg	
vs Texas	11/09/18	*	34	6	10	.600	5	8	.625	0	0	.000	0	2	2	2.0	4	0	0	1	0	0	17	17.0	
UC DAVIS	11/12/18	*	27	4	7	.571	2	5	.400	4	6	.667	1	4	5	3.5	1	0	2	3	0	3	14	15.5	
INDIANA	11/18/18	*	33	5	15	.333	3	11	.273	0	0	.000	0	2	2	3.0	0	0	3	1	0	1	13	14.7	
MONTANA STATE	11/21/18	*	27	4	13	.308	2	10	.200	0	0	.000	1	2	3	3.0	1	0	5	2	0	5	10	13.5	
UT ARLINGTON	11/23/18	*	26	3	9	.333	2	5	.400	2	2	1.000	1	2	3	3.0	3	0	3	1	0	1	10	12.8	
FIU	12/01/18	*	28	11	14	.786	10	13	.769	2	2	1.000	0	1	1	2.7	2	0	3	1	0	0	34	16.3	
at Colorado State	12/05/18	*	23	5	12	.417	4	9	.444	0	0	.000	1	2	3	2.7	3	0	3	1	0	0	14	16.0	
Totals			7	198	38	80	.475	28	61	.459	8	10	.800	4	15	19	2.7	14	0	19	10	0	10	112	16.0

Assists/game: 2.7
Turnovers/game: 1.4
Assist/turnover ratio: 1.9
Steals/game: 1.4

• PERSONAL BESTS •

POINTS

Season: 34 vs. FIU (12/01/18)

Career: --

SEC: --

SEC: --

FIELD GOALS MADE

Season: 11 vs. FIU (12/01/18)

Career: --

SEC: --

SEC: --

FIELD GOALS ATTEMPTED

Season: 15 vs. Indiana (11/18/18)

Career: --

SEC: --

SEC: --

3-POINT FIELD GOALS MADE

Season: 10 vs. FIU (12/01/18)

Career: --

SEC: --

SEC: --

3-POINT FG ATTEMPTS

Season: 13 vs. FIU (12/01/18)

Career: --

SEC: --

SEC: --

FREE THROWS MADE

Season: 4 vs. UC Davis (11/12/18)

Career: --

SEC: --

SEC: --

FREE THROWS ATTEMPTED

Season: 6 vs. UC Davis (11/12/18)

Career: --

SEC: --

SEC: --

REBOUNDS

Season: 5 vs. UC Davis (11/12/18)

Career: --

SEC: --

SEC: --

ASSISTS

Season: 5 vs. Montana State (11/21/18)

Career: --

SEC: --

SEC: --

STEALS

Season: 5 vs. Montana State (11/21/18)

Career: --

SEC: --

SEC: --

BLOCKED SHOTS

Season: --

Career: --

SEC: --

SEC: --

MINUTES

Season: 34 vs. Texas (11/09/18)

Career: 34 vs. Texas (11/09/18)

SEC: --

SEC: --

ISIAH JOE CAREER STATISTICS

Year	GP	GS	Min	Avg	FG	FGA	Pct	3FG	3FGA	Pct	FT	FTA	Pct	Off	Def	Tot	Avg	PF	FO	Ast	TO	Blk	Stl	Pts	Avg
2018-19	7	7	198	28.3	38	80	.475	28	61	.459	8	10	.800	4	15	19	2.7	14	0	19	10	0	10	112	16.0



2 ADRIO BAILEY

F, Jr., 6-6, 222 | Campti, La. / Lakeview HS

- Voted team captain for the 2018-19 season
- Represents Arkansas on the SEC Men's Basketball Leadership Council
- Name is pronounced A-Dree-O

2018-19 (Jr.) HIGHLIGHTS:

- Second on the team with 34 deflections, including eight at Colorado State, seven versus FIU and five each versus UC Davis and UT Arlington.
- Set a career-highs in points (20), free throws made (9) and free throws attempted (11) in the win over UC Davis ... Helped put the game out of reach, scoring eight (with six free throws) inside the final five minutes during a 22-1 run ... Also attempted and later made his first career 3-pointer.
- Was perfect from the field (5-for-5) versus Montana State in scoring 10 points.
- Had season-high and tied career high with three steals versus UTA, adding 14 pts (making 6-of-8 FT) and 5 rebs.



#2 ADRIO BAILEY 2018-19 GAME STATS

Opponent	Date	GS	Min	FG	FGA	Pct	3FG	FGA	Pct	FT	FTA	Pct	O	D	Tot	Avg	PF	FO	A	TO	Blk	Stl	Pts	Avg	
vs Texas	11/09/18	*	35	4	5	.800	0	1	.000	0	2	.000	0	5	5	5.0	3	0	1	1	1	1	8	8.0	
UC DAVIS	11/12/18	*	26	5	8	.625	1	2	.500	9	11	.818	0	4	4	4.5	2	0	2	0	0	2	20	14.0	
INDIANA	11/18/18	*	25	2	7	.286	0	1	.000	0	0	.000	0	1	1	3.3	3	0	1	0	0	1	4	10.7	
MONTANA STATE	11/21/18	*	19	5	5	1.000	0	0	.000	0	0	.000	2	1	3	3.3	4	0	2	0	1	0	10	10.5	
UT ARLINGTON	11/23/18	*	24	4	6	.667	0	0	.000	6	8	.750	2	3	5	3.6	2	0	1	1	2	3	14	11.2	
FIU	12/01/18	*	16	4	6	.667	0	0	.000	2	4	.500	0	5	5	3.8	5	1	1	0	4	1	10	11.0	
at Colorado State	12/05/18	*	28	5	7	.714	0	0	.000	0	2	.000	2	4	6	4.1	1	0	3	2	2	1	10	10.9	
Totals			7	173	29	44	.659	1	4	.250	17	27	.630	6	23	29	4.1	20	1	11	4	10	9	76	10.9

Assists/game: 1.6
Turnovers/game: 0.6
Assist/turnover ratio: 2.8
Steals/game: 1.3
Blocks/game: 1.4

• PERSONAL BESTS •

POINTS

Season: 20 vs. UC Davis (11/12/18) SEC: 10 at Mississippi State (01/02/18)
Career: 20 vs. UC Davis (11/12/18) SEC: 10 at Mississippi State (01/02/18)

FIELD GOALS MADE

Season: 5 (2x), last vs. MSU (11/21/18) SEC: 5 at Mississippi State (01/02/18)
Career: 7 (2x), last vs. Samford (11/10/17) SEC: 5 at Mississippi State (01/02/18)

FIELD GOALS ATTEMPTED

Season: 8 vs. UC Davis (11/12/18) SEC: 7 at Mississippi State (01/02/18)
Career: 8 (4x), last vs. UCD (11/12/18) SEC: 7 at Mississippi State (01/02/18)

3-POINT FIELD GOALS MADE

Season: 1 vs. UC Davis (11/12/18) SEC: --
Career: 1 vs. UC Davis (11/12/18) SEC: --

3-POINT FG ATTEMPTS

Season: 2 vs. UC Davis (11/12/18) SEC: --
Career: 2 vs. UC Davis (11/12/18) SEC: --

FREE THROWS MADE

Season: 9 vs. UC Davis (11/12/18) SEC: 2 vs. Auburn (2/27/18)
Career: 9 vs. UC Davis (11/12/18) SEC: 2 vs. Auburn (2/27/18)

FREE THROWS ATTEMPTED

Season: 11 vs. UC Davis (11/12/18) SEC: 6 vs. South Carolina (03/08/18)
Career: 11 vs. UC Davis (11/12/18) SEC: 3 vs. Alabama (02/01/17)

REBOUNDS

Season: 5 (3x), last vs. FIU (21/01/18) SEC: 6 at Mississippi State (01/02/18)
Career: 7 (2x), last vs. Oklahoma (11/23/17) SEC: 6 at Mississippi State (01/02/18)

ASSISTS

Season: 2 (2x), last vs. MSU (11/21/18) SEC: 2 vs. Ole Miss (01/20/18)
Career: 3 vs. Fresno State (11/17/17) SEC: 2 vs. Ole Miss (01/20/18)

STEALS

Season: 3 vs. UTA (11/23/18) SEC: 1 (5x), last at LSU (02/03/18)
Career: 3 (2x), last vs. UTA (11/23/18) SEC: 2 vs. Texas A&M (02/22/17)

BLOCKED SHOTS

Season: 4 vs. FIU (12/01/18) SEC: 1 (5x), last at Alabama (02/24/18)
Career: 5 vs. North Carolina (11/24/17) SEC: 2 vs. Vanderbilt (02/27/17)

MINUTES

Season: 35 vs. Texas (11/09/18) SEC: 23 vs. Ole Miss (01/20/18)
Career: 35 vs. Texas (11/09/18) SEC: 23 vs. Ole Miss (01/20/18)

ADRIO BAILEY CAREER STATISTICS

Year	GP	GS	Min	Avg	FG	FGA	Pct	3FG	3FGA	Pct	FT	FTA	Pct	Off	Def	Tot	Avg	PF	FO	Ast	TO	Blk	Stl	Pts	Avg
2016-17	27	2	200	7.4	22	39	.564	0	0	.000	6	19	.316	13	22	35	1.3	29	0	7	11	7	14	50	1.9
2017-18	31	16	439	14.2	53	98	.541	0	0	.000	20	33	.606	29	50	79	2.5	59	1	17	18	23	15	126	4.1
2018-19	7	7	173	24.7	29	44	.659	1	4	.250	17	27	.630	6	23	29	4.1	20	1	11	4	10	9	76	10.9
CAREER	65	25	812	12.5	104	181	.575	1	4	.250	43	79	.544	48	95	143	2.2	108	2	35	33	40	38	252	3.9



5 JALEN HARRIS

G, RSo., 6-2, 166 | Wilson, N.C. / Word of God Christian Acad. / New Mexico

• Voted team captain for the 2018-19 season

IN THE NCAA/SEC

- 2nd in NCAA • 1st in SEC in assist-to-turnover ratio (5.67) – 51 assists vs 9 turnovers
- 6th in NCAA • 1st in SEC in assists per game (7.3)
- 171st in NCAA • 4th in SEC in free throw pct. (.815)

2018-19 (RSo.) HIGHLIGHTS:

- Dished out four assists in each of the first three games (12 total) ... Since then, has 39 assists with just five turnovers
- Run started by getting a then career-high 11 assists versus Montana State (with just one turnover) ... Added 11 points against the Bobcats for his first career double-double.
- Had 10 assists, with just one turnover, versus FIU.
- Dished out a career-high 12 assists at Colorado State (with just two turnovers) ... Also had career-high four steals.
- Scored in double figures three times, including a season-high 14 versus UTA (making career-highs 8-of-11 FT).



#5 JALEN HARRIS 2018-19 GAME STATS

Opponent	Date	GS	Min	FG	FGA	Pct	3FG	FGA	Pct	FT	FTA	Pct	O	D	Tot	Avg	PF	FO	A	TO	Blk	Stl	Pts	Avg	
vs Texas	11/09/18	*	39	3	12	.250	0	5	.000	5	6	.833	3	2	5	5.0	2	0	4	2	0	3	11	11.0	
UC DAVIS	11/12/18	*	28	1	6	.167	0	1	.000	0	0	.000	0	2	2	3.5	2	0	4	0	0	1	2	6.5	
INDIANA	11/18/18	*	25	1	5	.200	1	3	.333	2	2	1.000	0	2	2	3.0	3	0	4	2	0	1	5	6.0	
MONTANA STATE	11/21/18	*	25	4	7	.571	1	3	.333	2	2	1.000	0	2	2	2.8	2	0	11	1	0	0	11	7.3	
UT ARLINGTON	11/23/18	*	31	3	6	.500	0	1	.000	8	11	.727	0	3	3	2.8	1	0	6	1	0	0	14	8.6	
FIU	12/01/18	*	26	2	6	.333	0	1	.000	5	6	.833	0	3	3	2.8	2	0	10	1	0	0	9	8.7	
at Colorado State	12/05/18	*	32	4	8	.500	0	2	.000	0	0	.000	1	5	6	3.3	2	0	12	2	0	4	8	8.6	
Totals			7	206	18	50	.360	2	16	.125	22	27	.815	4	19	23	3.3	14	0	51	9	0	9	60	8.6

Assists/game: 7.3
Turnovers/game: 1.3
Assist/turnover ratio: 5.7
Steals/game: 1.3

• PERSONAL BESTS •

POINTS

Season: 14 vs. UTA (11/23/18) SEC: --
Career: 15 vs. Nevada (01/07/17) SEC: --

FIELD GOALS MADE

Season: 4 (2x), last at CSU (12/05/18) SEC: --
Career: 4 (6x), last at CSU (12/05/18) SEC: --

FIELD GOALS ATTEMPTED

Season: 12 vs. Texas (11/09/18) SEC: --
Career: 12 vs. Texas (11/09/18) SEC: --

3-POINT FIELD GOALS MADE

Season: 1 (2x) last vs. MSU (11/21/18) SEC: --
Career: 1 (9x), last vs. MSU (11/21/18) SEC: --

3-POINT FG ATTEMPTS

Season: 5 vs. Texas (11/09/18) SEC: --
Career: 5 vs. Texas (11/09/18) SEC: --

FREE THROWS MADE

Season: 8 vs. UTA (11/23/18) SEC: --
Career: 8 vs. UTA (01/23/18) SEC: --

FREE THROWS ATTEMPTED

Season: 11 vs. UTA (11/23/18) SEC: --
Career: 11 vs. UTA (11/23/18) SEC: --

REBOUNDS

Season: 9 vs. FIU (12/01/18) SEC: --
Career: 9 (2x), last vs. FIU (12/01/18) SEC: --

ASSISTS

Season: 12 at Colorado State (12/05/18) SEC: --
Career: 12 at Colorado State (12/05/18) SEC: --

STEALS

Season: 4 at Colorado State (12/05/18) SEC: --
Career: 4 at Colorado State (12/05/18) SEC: --

BLOCKED SHOTS

Season: -- SEC: --
Career: 1 (3x), last at UNLV (02/01/17) SEC: --

MINUTES

Season: 39 vs. Texas (11/09/18) SEC: --
Career: 39 vs. Texas (11/09/18) SEC: --

JALEN HARRIS CAREER STATISTICS

Year	GP	GS	Min	Avg	FG	FGA	Pct	3FG	3FGA	Pct	FT	FTA	Pct	Off	Def	Tot	Avg	PF	FO	Ass	TO	Blk	Stl	Pts	Avg
2016-17 *	31	18	639	20.6	47	107	.439	7	27	.259	38	51	.745	2	54	56	1.8	64	0	72	40	3	25	139	4.5
2017-18 - Redshirted																									
2018-19	7	7	206	29.4	18	50	.360	2	16	.125	22	27	.815	4	19	23	3.3	14	0	51	9	0	9	60	8.6
CAREER*	38	25	845	22.2	65	157	.414	9	43	.209	60	78	.769	6	73	79	2.1	78	0	123	49	3	34	199	5.2

* - 2016-17 stats from/including New Mexico



10 DANIEL GAFFORD

F, So., 6-11, 233 | El Dorado, Ark. / El Dorado HS

- WOODEN AWARD WATCH LIST
- LUTE OLSON AWARD WATCH LIST
- PRESEASON 1ST TEAM ALL-SEC MEDIA
- CONSENSUS NBA LOTTERY PICK IN 2019 MOCK DRAFTS
- Voted team captain for the 2018-19 season
- Leads the team in deflections (40, including team season-best 10 at Colorado State)
- CITIZEN NAISMITH TROPHY WATCH LIST
- KAREEM ABDUL-JABBAR AWARD WATCH LIST
- PRESEASON 1ST TEAM ALL-SEC COACHES

IN THE NCAA/SEC

- 12th NCAA 1st SEC in field goal percentage (.680)
- 39th NCAA 4th SEC in blocked shots per game (2.3)
- 47th NCAA 1st SEC in double-doubles (3)
- 100th NCAA 2nd SEC in points per game (18.7)

2018-19 (So.) HIGHLIGHTS:

- Had a double-double in the opener versus Texas with 20 points and 12 rebounds, which tied a career high.
- Named **SEC Player of the Week** thanks to his career-high 27 points vs. Indiana ... Also tied career-high with 12 rebounds. ... Was most effective in the second half, scoring 19 points, grabbing seven rebounds and getting two steals ... In fact, was 9-for-10 shooting in the period while the rest of the team was just 5-of-23 from the field and scored 16 points ... Three times in within the final 11 minutes, Indiana took a one-point lead and, each time, Gafford answered to put the Razorbacks back on top. In the final seconds, Gafford tipped the ball out after a missed shot that led to a Mason Jones rebound and eventual game-winning free throw with 2.5 seconds left.
- Was 8-for-8 from the field versus Montana State (scoring 16 points) with a team-high seven rebounds ... Tied the school record for best FG% in a game (with 8 attempts being minimum),
- Made career-high nine free throws (tying career-high with 10 att.) en route to 21 points vs. UTA.
- Registered third double-double -21 points and tied career-high with 12 rebounds - versus FIU, adding four blocked shots.
- Battled foul trouble in first half at Colorado State and did not attempt a field goal ... Finished with 12 pts and 9 rebs.



#10 DANIEL GAFFORD 2018-19 GAME STATS

Opponent	Date	GS	Min	FG	FGA	Pct	3FG	FGA	Pct	FT	FTA	Pct	O	D	Tot	Avg	PF	FO	A	TO	Blk	Stl	Pts	Avg	
vs Texas	11/09/18	*	33	8	15	.533	0	0	.000	4	9	.444	2	10	12	12.0	3	0	0	6	2	1	20	20.0	
UC DAVIS	11/12/18	*	28	3	3	1.000	0	0	.000	6	9	.667	0	4	4	8.0	2	0	2	6	4	0	12	16.0	
INDIANA	11/18/18	*	31	12	15	.800	0	0	.000	3	8	.375	5	7	12	9.3	2	0	0	3	3	2	27	19.7	
MONTANA STATE	11/21/18	*	23	8	8	1.000	0	0	.000	0	2	.000	2	5	7	8.8	2	0	0	2	1	1	16	18.8	
UT ARLINGTON	11/23/18	*	23	6	10	.600	0	0	.000	9	10	.900	2	3	5	8.0	4	0	0	1	0	2	21	19.2	
FIU	12/01/18	*	23	9	12	.750	0	0	.000	5	8	.625	4	8	12	8.7	4	0	0	3	4	1	23	19.8	
at Colorado State	12/05/18	*	22	5	12	.417	0	0	.000	2	4	.500	3	6	9	8.7	2	0	3	1	1	1	12	18.7	
Totals			7	183	51	.75	.680	0	0	.000	29	50	.580	18	43	61	8.7	19	0	5	22	15	8	131	18.7

Assists/game: 0.7
Turnovers/game: 3.1
Assist/turnover ratio: 0.2
Steals/game: 1.1
Blocks/game: 2.1

• PERSONAL BESTS •

POINTS

Season: 27 vs. Indiana (11/18/18) SEC: 21 vs. Auburn (02/27/18)
Career: 27 vs. Indiana (11/18/18) SEC: 21 vs. Auburn (02/27/18)

FIELD GOALS MADE

Season: 12 vs. Indiana (11/18/18) SEC: 10 vs. Auburn (02/27/18)
Career: 12 vs. Indiana (11/18/18) SEC: 10 vs. Auburn (02/27/18)

FIELD GOALS ATTEMPTED

Season: 15 vs. Indiana (11/18/18) SEC: 15 vs. Auburn (02/27/18)
Career: 15 (3x), last vs. Ind. (11/18/18) SEC: 15 vs. Auburn (02/27/18)

3-POINT FIELD GOALS MADE

Season: -- SEC: --
Career: -- SEC: --

3-POINT FG ATTEMPTS

Season: -- SEC: --
Career: -- SEC: --

FREE THROWS MADE

Season: 9 vs UTA (11/23/18) SEC: 7 at Ole Miss (02/13/18)
Career: 9 vs UTA (11/23/18) SEC: 7 at Ole Miss (02/13/18)

FREE THROWS ATTEMPTED

Season: 10 vs UTA (11/23/18) SEC: 10 at Ole Miss (02/13/18)
Career: 10 (2x), last vs. UTA (11/23/18) SEC: 10 at Ole Miss (02/13/18)

REBOUNDS

Season: 12 (3x), last vs. FIU (12/01/18) SEC: 11 at Florida (01/17/18)
Career: 12 (5x), last vs. FIU (12/01/18) SEC: 11 at Florida (01/17/18)

ASSISTS

Season: 2 vs UC Davis (11/12/18) SEC: 2 (4x), last vs Auburn (02/27/18)
Career: 4 vs. Oral Roberts (12/19/17) SEC: 2 (4x), last vs Auburn (02/27/18)

STEALS

Season: 2 (2x), last vs. UTA (11/23/18) SEC: 3 vs. Ole Miss (01/20/18)
Career: 3 vs. Ole Miss (01/20/18) SEC: 3 vs. Ole Miss (01/20/18)

BLOCKED SHOTS

Season: 4 (2x), last vs. FIU (12/01/18) SEC: 7 (2x), last vs. Auburn (02/27/18)
Career: 7 (2x), last vs. Auburn (02/27/18) SEC: 7 (2x), last vs. Auburn (02/27/18)

MINUTES

Season: 33 vs. Texas (11/09/18) SEC: 33 vs. Tennessee (12/30/17)
Career: 33 (2x), last vs. TX (11/09/18) SEC: 33 vs. Tennessee (12/30/17)

DANIEL GAFFORD CAREER STATISTICS

Year	GP	GS	Min	Avg	FG	FGA	Pct	3FG	3FGA	Pct	FT	FTA	Pct	Off	Def	Tot	Avg	PF	FO	Ast	TO	Blk	Stl	Pts	Avg
2017-18	35	26	790	22.6	164	271	.605	0	0	.000	85	161	.528	77	140	217	6.2	114	3	24	37	76	19	413	11.8
2018-19	7	7	183	26.1	51	75	.680	0	0	.000	29	50	.580	18	43	61	8.7	19	0	5	22	15	8	131	18.7
TOTAL	42	33	973	23.2	215	346	.621	0	0	.000	114	211	.540	95	183	278	6.6	133	3	29	59	91	27	544	13.0



11 KEYSHAWN EMBERY-SIMPSON

G, Fr., 6-3, 202 | Midwest City, Okla. / IMG (Fla.) Academy

2018-19 (Fr.) HIGHLIGHTS:

- Leads the team in minutes off the bench with 112 (15.7).
- Did not commit a turnover until game five (vs. UTA) ... Only has three for the season.
- Scored seven points versus UC Davis, including five in the second half.
- Posted season highs with three assists and three steals, while tying season-bests with seven points and three rebounds.
- Pumped in season-best 14 points at Colorado State, including eight in the first half to keep the Razorbacks in the lead while Daniel Gafford was on the bench in foul trouble ... Was 5-of-6 from the field, including 4-of-5 from 3-point range.



#11 KEYSHAWN EMBERY-SIMPSON 2018-19 GAME STATS

Opponent	Date	GS	Min	FG	FGA	Pct	3FG	FGA	Pct	FT	FTA	Pct	O	D	Tot	Avg	PF	FO	A	TO	Blk	Stl	Pts	Avg
vs Texas	11/09/18	9	0	2	.000	0	0	.000	0	1	.000	0	1	1	2	2.0	0	0	0	0	0	0	0	0.0
UC DAVIS	11/12/18	18	2	6	.333	1	4	.250	2	2	1.000	0	0	0	0	1.0	1	0	1	0	0	2	7	3.5
INDIANA	11/18/18	14	1	5	.200	0	2	.000	0	0	.000	0	2	2	1.3	3	0	1	0	1	0	2	3.0	
MONTANA STATE	11/21/18	17	2	5	.400	2	5	.400	0	0	.000	0	0	0	0	1.0	1	0	1	0	0	1	6	3.8
UT ARLINGTON	11/23/18	18	0	5	.000	0	4	.000	2	2	1.000	0	3	3	1.4	1	0	0	1	0	0	2	3.4	
FIU	12/01/18	18	3	5	.600	1	3	.333	0	2	.000	0	3	3	1.7	1	0	3	2	0	3	7	4.0	
at Colorado State	12/05/18	16	5	6	.833	4	5	.800	0	0	.000	1	1	2	1.7	2	0	1	0	0	1	14	5.4	
Totals		0	110	13	34	.382	8	23	.348	4	7	.571	2	10	12	1.7	9	0	7	3	1	7	38	5.4

Assists/game: 1.0
Turnovers/game: 0.4
Assist/turnover ratio: 2.3
Steals/game: 1.0
Blocks/game: 0.1

• PERSONAL BESTS •

POINTS

Season: 14 at Colorado State (12/05/18) SEC: --
Career: -- SEC: --

FIELD GOALS MADE

Season: 5 at Colorado State (12/05/18) SEC: --
Career: -- SEC: --

FIELD GOALS ATTEMPTED

Season: 6 (2x), last at CSU (12/05/18) SEC: --
Career: -- SEC: --

3-POINT FIELD GOALS MADE

Season: 4 at Colorado State (12/05/18) SEC: --
Career: -- SEC: --

3-POINT FG ATTEMPTS

Season: 5 (2x), Last at CSU (12/05/18) SEC: --
Career: -- SEC: --

FREE THROWS MADE

Season: 2 (2x) last vs. UTA (11/23/18) SEC: --
Career: -- SEC: --

FREE THROWS ATTEMPTED

Season: 2 (3x) last vs. FIU (12/01/18) SEC: --
Career: -- SEC: --

REBOUNDS

Season: 3 (2x) last vs. FIU (12/01/18) SEC: --
Career: -- SEC: --

ASSISTS

Season: 3 vs. FIU (12/01/18) SEC: --
Career: -- SEC: --

STEALS

Season: 3 vs. FIU (12/01/18) SEC: --
Career: -- SEC: --

BLOCKED SHOTS

Season: 1 vs Indiana (11/18/18) SEC: --
Career: -- SEC: --

MINUTES

Season: 18 (3x) last vs. FIU (12/01/18) SEC: --
Career: -- SEC: --

KEYSHAWN EMBERY-SIMPSON CAREER STATISTICS

Year	GP	GS	Min	Avg	FG	FGA	Pct	3FG	3FGA	Pct	FT	FTA	Pct	Off	Def	Tot	Avg	PF	FO	Ast	TO	Blk	Stl	Pts	Avg
2018-19	7	0	110	15.7	13	34	.382	8	23	.348	4	7	.571	2	10	12	1.7	9	0	7	3	1	7	38	5.4



13 MASON JONES

G, So., 6-5, 207 | Desoto, Texas / Triple A Acad. / Connors State CC

• Has led the team in scoring three times.

IN THE SEC

- 1st SEC in 3-pt FG pct (.462)
- 7th SEC in defensive rebounds per game (18)

2018-19 (So.) HIGHLIGHTS:

- Second on the team in rebounding (5.9) and assists (21) while ranking third in scoring (14.3). ... 4th on team with 21 deflections.
- Made Arkansas' first basket of the game in three of the first four games (Texas, UC Davis and Montana State) – all 3-pointers.
- Led the team in scoring (21) and rebounds (8) in the UC Davis win ... 15 of those points came in the first half (5-of-6 FG – 4-5 3FG) ... 7 of his 8 boards came in the 2nd half.
- Hit (and missed) the game-winning free throw versus Indiana with 2.5 seconds left ... Finished with 11 points, five rebounds and seven assists ... Was first Razorback since Jan. 2012 to play at least 35 minutes, have at least 7 assists and commit zero turnovers.
- Scored a team-best 18 points in the Montana State win, making 6-of-8 from the field (5-of-7 from 3-pt range) ... 16 of those points came in the first half.
- Posted first career double-double – 19 points and 10 rebounds – in the win over FIU ... Was 7-of-9 from free throw line.
- Led the team in scoring (16) at Colorado State ... Got Arkansas off to great start, hitting three, 3-pointers for a 12-2, finished with 16, first-half points.



#13 MASON JONES 2018-19 GAME STATS

Opponent	Date	GS	Min	FG	FGA	Pct	3FG	3FGA	Pct	FT	FTA	Pct	O	D	Tot	Avg	PF	FO	A	TO	Blk	Stl	Pts	Avg
vs Texas	11/09/18	*	37	3	10	.300	2	6	.333	3	4	.750	0	6	6	6.0	4	0	3	4	1	0	11	11.0
UC DAVIS	11/12/18	*	31	6	10	.600	4	7	.571	5	7	.714	1	7	8	7.0	1	0	2	2	0	1	21	16.0
INDIANA	11/18/18	*	38	3	8	.375	1	4	.250	4	6	.667	0	5	5	6.3	2	0	7	0	0	1	11	14.3
MONTANA STATE	11/21/18	*	21	6	8	.750	5	7	.714	1	2	.500	0	3	3	5.5	2	0	3	3	0	2	18	15.3
UT ARLINGTON	11/23/18	*	25	0	5	.000	0	3	.000	4	4	1.000	1	4	5	5.4	4	0	0	2	0	0	4	13.0
FIU	12/01/18	*	25	5	8	.625	2	4	.500	7	9	.778	1	9	10	6.2	3	0	3	3	0	2	19	14.0
at Colorado State	12/05/18	*	29	5	10	.500	4	8	.500	2	2	1.000	0	4	4	5.9	2	0	3	0	1	1	16	14.3
Totals		7	206	28	59	.475	18	39	.462	26	34	.765	3	38	41	5.9	18	0	21	14	2	7	100	14.3

Assists/game: 3.0
Turnovers/game: 2.0
Assist/turnover ratio: 1.5
Steals/game: 1.0
Blocks/game: 0.3

• PERSONAL BESTS •

POINTS

Season: 21 vs. UC Davis (11/12/18)

Career: --

SEC: --

FIELD GOALS MADE

Season: 6 vs. UC Davis (11/12/18)

Career: --

SEC: --

FIELD GOALS ATTEMPTED

Season: 10 (3x), last at CSU (12/05/18)

Career: --

SEC: --

3-POINT FIELD GOALS MADE

Season: 5 vs. Montana State (11/21/18)

Career: --

SEC: --

3-POINT FG ATTEMPTS

Season: 8 at Colorado State (12/05/18)

Career: --

SEC: --

FREE THROWS MADE

Season: 7 vs. FIU (12/01/18)

Career: --

SEC: --

FREE THROWS ATTEMPTED

Season: 9 vs. FIU (12/01/18)

Career: --

SEC: --

REBOUNDS

Season: 10 vs. FIU (12/01/18)

Career: --

SEC: --

ASSISTS

Season: 7 vs. Indiana (11/18/18)

Career: --

SEC: --

STEALS

Season: 2 (2x) last vs. FIU (12/01/18)

Career: --

SEC: --

BLOCKED SHOTS

Season: 1 vs. Texas (11/09/18)

Career: --

SEC: --

MINUTES

Season: 38 vs. Indiana (11/18/18)

Career: --

SEC: --

MASON JONES CAREER STATISTICS

Year	GP	GS	Min	Avg	FG	FGA	Pct	3FG	3FGA	Pct	FT	FTA	Pct	Off	Def	Tot	Avg	PF	FO	Ast	TO	Blk	Stl	Pts	Avg
2018-19	7	7	206	29.4	28	59	.475	18	39	.462	26	34	.765	3	38	41	5.9	18	0	21	14	2	7	100	14.3



15 JONATHAN HOLMES

G, Jr., 5-10, 190 | Columbia, Ill. / Columbia HS

2018-19 (Jr.) HIGHLIGHTS:

- Fan favorite.
- Was the only player on the roster that had made a 3-pointer in an Arkansas uniform to start the season, hitting two last season.



• PERSONAL BESTS •

POINTS

Season: -- SEC: 2 (2x), last vs. Vandy (02/10/18)
Career: 3, (2x), last vs. ORU (12/19/17) SEC: 2 (2x), last vs. Vandy (02/10/18)

FIELD GOALS MADE

Season: -- SEC: 1 vs. Vanderbilt (02/10/18)
Career: 1 (7x), last vs. Vandy (02/10/18) SEC: 1 vs. Vanderbilt (02/10/18)

FIELD GOALS ATTEMPTED

Season: 3 vs. Montana State (11/21/18) SEC: 1 (2x), last vs. TX A&M (02/14/18)
Career: 3 vs. Montana State (11/21/18) SEC: 1 (5x), last vs. TX A&M (02/14/18)

3-POINT FIELD GOALS MADE

Season: -- SEC: 1 (2x), last vs. Troy (12/16/17)
Career: 1 (2x), last vs. Troy (12/16/17) SEC: --

3-POINT FG ATTEMPTS

Season: 2 vs. Montana State (11/21/18) SEC: --
Career: 2 vs. Austin Peay (12/03/16) SEC: 1 (2x), last vs. Ole Miss (02/18/17)

FREE THROWS MADE

Season: -- SEC: --
Career: 1 vs. Samford (11/10/17) SEC: --

FREE THROWS ATTEMPTED

Season: -- SEC: --
Career: 2 vs. Samford (11/10/17) SEC: --

REBOUNDS

Season: -- SEC: 1 vs. Vanderbilt (02/10/18)
Career: 1 (4x), last vs. Vandy (02/10/18) SEC: 1 vs. Vanderbilt (02/10/18)

ASSISTS

Season: -- SEC: --
Career: 1 vs. Samford (11/10/17) SEC: --

STEALS

Season: -- SEC: --
Career: 1 vs. Bucknell (11/12/17) SEC: --

BLOCKED SHOTS

Season: -- SEC: --
Career: -- SEC: --

MINUTES

Season: 3 (2x) last vs. FIU (12/01/18) SEC: 1 (2x), last vs. TX A&M (02/17/18)
Career: 4 vs. UConn (11/26/17) SEC: 1 (5x), last vs. TX A&M (02/17/18)

#15 JONATHAN HOLMES 2018-19 GAME STATS

Opponent	Date	GS	Min	FG	FGA	Pct	3FG	3FGA	Pct	FT	FTA	Pct	O	D	Tot	Avg	PF	FO	A	TO	Blk	Stl	Pts	Avg
vs Texas	11/09/18	DNP																						
UC DAVIS	11/12/18	DNP																						
INDIANA	11/18/18	DNP																						
MONTANA STATE	11/21/18	3	0	3	.000	0	2	.000	0	0	.000	0	0	0	0.0	1	0	0	0	0	0	0	0	0.0
UT ARLINGTON	11/23/18	1	0	1	.000	0	0	.000	0	0	.000	0	0	0	0.0	0	0	0	0	0	0	0	0	0.0
FIU	12/01/18	3	0	1	.000	0	1	.000	0	0	.000	0	0	0	0.0	0	0	0	0	0	0	0	0	0.0
at Colorado State	12/05/18	DNP																						
Totals		0	7	0	5	.000	0	3	.000	0	0	.000	0	0	0	0.0	1	0	0	0	0	0	0	0.0

Games played: 3
Minutes/game: 2.3
FG Pct: 0.0
3FG Pct: 0.0

JONATHAN HOLMES CAREER STATISTICS

Year	GP	GS	Min	Avg	FG	FGA	Pct	3FG	3FGA	Pct	FT	FTA	Pct	Off	Def	Tot	Avg	PF	FO	Ast	TO	Blk	Stl	Pts	Avg
2016-17	6	0	7	1.2	1	5	.200	0	4	.000	0	0	.000	0	1	1	0.2	1	0	0	0	0	0	2	0.3
2017-18	11	0	18	1.6	6	15	.400	2	6	.333	1	2	.500	2	1	3	0.3	1	0	1	2	0	1	15	1.4
2018-19	3	0	7	2.3	0	5	.000	0	3	.000	0	0	.000	0	0	0	0.0	1	0	0	0	0	0	0	0.0
TOTAL	20	0	32	1.6	7	25	.280	2	13	.154	1	2	.500	2	2	4	0.2	3	0	1	2	0	1	17	0.9



22 GABE OSABUOHEN

F, So., 6-8, 221 | Toronto, Canada / Southwest Christian Acad. (Ark.)

• Pronounced Oh-sah-BOY-en.

2018-19 (So.) HIGHLIGHTS:

- Second on the team in charges taken with five ... Has 18 deflections, tops among those coming off the bench.
- First sub off the bench in six of the first seven games.
- Has been praised by Coach Anderson for having a positive impact on the game in areas other than scoring ... High energy guy off the bench, gets deflections, takes charges and hits

the boards ... Called a "warrior" by Coach Anderson for his play at Colorado State while Daniel Gafford was saddled with foul trouble.

- Hit his first career 3-pointer versus Indiana (missing the five six of his career) at the first half drew to a close to give the Razorbacks a 38-35 lead.



#15 GABE OSABUOHEN 2018-19 GAME STATS

Opponent	Date	GS	Min	FG	FGA	Pct	3FG	FGA	Pct	FT	FTA	Pct	O	D	Tot	Avg	PF	FO	A	TO	Blk	Stl	Pts	Avg
vs Texas	11/09/18	11	0	4	.000	0	1	.000	1	2	.500	2	1	3	3.0	1	0	0	1	1	0	1	1.0	
UC DAVIS	11/12/18	14	0	3	.000	0	1	.000	0	2	.000	2	3	5	4.0	4	0	1	0	1	1	0	0.5	
INDIANA	11/18/18	10	2	3	.667	1	1	1.000	0	0	.000	0	0	0	2.7	2	0	2	4	0	1	5	2.0	
MONTANA STATE	11/21/18	12	2	5	.400	0	2	.000	2	2	1.000	1	1	2	2.5	2	0	1	0	0	2	6	3.0	
UT ARLINGTON	11/23/18	13	0	1	.000	0	0	.000	0	2	.000	1	1	2	2.4	5	1	2	2	1	0	0	2.4	
FIU	12/01/18	19	1	4	.250	0	1	.000	1	4	.250	1	4	5	2.8	4	0	1	1	1	1	3	2.5	
at Colorado State	12/05/18	9	2	5	.400	0	0	.000	1	1	1.000	3	2	5	3.1	3	0	0	0	0	0	5	2.9	
Totals		0	88	7	25	.280	1	6	.167	5	13	.385	10	12	22	3.1	21	1	7	8	4	5	20	2.9

Assists/game: 1.0
Turnovers/game: 1.1
Assist/turnover ratio: 0.9
Steals/game: 0.7
Blocks/game: 0.6

• PERSONAL BESTS •

POINTS

Season: 6 vs. Montana State (11/21/18) SEC: 6 vs. Texas A&M (02/17/18)
Career: 6 (2x), last vs. MSU (11/21/18) SEC: 6 vs. Texas A&M (02/17/18)

FIELD GOALS MADE

Season: 2 (2x), last at CSU (12/05/18) SEC: 3 vs. Texas A&M (02/17/18)
Career: 3 vs. Texas A&M (02/17/18) SEC: 3 vs. Texas A&M (02/17/18)

FIELD GOALS ATTEMPTED

Season: 5 vs. Montana State (11/21/18) SEC: 6 vs. Texas A&M (02/17/18)
Career: 6 vs. Texas A&M (02/17/18) SEC: 6 vs. Texas A&M (02/17/18)

3-POINT FIELD GOALS MADE

Season: 1 vs. Indiana (11/18/18) SEC: --
Career: 1 vs. Indiana (11/18/18) SEC: --

3-POINT FG ATTEMPTS

Season: 2 vs. Montana State (11/21/18) SEC: 1 (2x), last vs. Fla. (03/09/18)
Career: 2 vs. Montana State (11/21/18) SEC: 1 (2x), last vs. Fla. (03/09/18)

FREE THROWS MADE

Season: 2 vs. Montana State (11/21/18) SEC: 1 (2x), last at Miss (02/13/18)
Career: 12 vs. Montana State (11/21/18) SEC: 1 (2x), last at Miss (02/13/18)

FREE THROWS ATTEMPTED

Season: 4 vs. FIU (21/01/18) SEC: 2 (2x), last at Miss (02/13/18)
Career: 4 vs. FIU (12/01/18) SEC: 2 (2x), last at Miss (02/13/18)

REBOUNDS

Season: 5 (3x) last at CSU (12/05/18) SEC: 4 vs. South Carolina (02/06/18)
Career: 5 (3x) last vs. CSU (12/05/18) SEC: 4 vs. South Carolina (02/06/18)

ASSISTS

Season: 2 (2x) last vs. UTA (11/23/18) SEC: 2 vs. South Carolina (02/06/18)
Career: 2 (3x) last vs. UTA (11/23/18) SEC: 2 vs. South Carolina (02/06/18)

STEALS

Season: 2 vs. Montana State (11/21/18) SEC: 1 (2x), last vs. TX A&M (02/17/18)
Career: 2 vs. Montana State (11/21/18) SEC: 1 (2x), last vs. TX A&M (02/17/18)

BLOCKED SHOTS

Season: 1 (4x), last vs. FIU (12/01/18) SEC: 1 (3x), last vs. TX A&M (02/17/18)
Career: 1 (7x), last vs. FIU (12/01/18) SEC: 1 (3x), last vs. TX A&M (02/17/18)

MINUTES

Season: 19 vs. FIU (12/01/18) SEC: 17 vs. S. Carolina (02/06/18)
Career: 19 vs. FIU (12/01/18) SEC: 17 vs. S. Carolina (02/06/18)

GABE OSABUOHEN CAREER STATISTICS

Year	GP	GS	Min	Avg	FG	FGA	Pct	3FG	3FGA	Pct	FT	FTA	Pct	Off	Def	Tot	Avg	PF	FO	Ast	TO	Blk	Stl	Pts	Avg
2017-18	20	0	136	6.8	10	25	.400	0	4	.000	2	10	.200	6	22	28	1.4	21	0	7	11	3	3	22	1.1
2018-19	7	0	88	12.6	7	25	.280	1	6	.167	5	13	.385	10	12	22	3.1	21	1	7	8	4	5	20	2.9
TOTAL	27	0	224	8.3	17	50	.340	1	10	.100	7	23	.304	16	34	50	1.9	42	1	14	19	7	8	42	1.6



24 ETHAN HENDERSON

F, Fr., 6-8, 210 | Little Rock, Ark. / Parkview Magnet HS

2018-19 (Fr.) HIGHLIGHTS:

- Had two rebounds and a blocked shot in eight minutes versus Montana State.
- Grabbed two rebounds and dished out first career assist in UTA win.
- Scored first points versus FIU, making a basket and a free throw, and had first steal.



#24 ETHAN HENDERSON 2018-19 GAME STATS

Opponent	Date	GS	Min	FG	FGA	Pct	3FG	3FGA	Pct	FT	FTA	Pct	O	D	Tot	Avg	PF	FO	A	TO	Blk	Stl	Pts	Avg
vs Texas	11/09/18	DNP																						
UC DAVIS	11/12/18	2		0	0	.000	0	0	.000	0	0	.000	0	0	0	0.0	1	0	0	1	0	0	0	0
INDIANA	11/18/18	DNP																						
MONTANA STATE	11/21/18	8		0	0	.000	0	0	.000	0	1	.000	1	1	2	1.0	1	0	0	2	1	0	0	0
UT ARLINGTON	11/23/18	2		0	0	.000	0	0	.000	0	0	.000	0	2	2	1.3	1	0	1	0	0	0	0	0
FIU	12/01/18	4		1	1	1.000	0	0	.000	1	2	.500	0	1	1	1.3	0	0	0	0	0	1	3	0.8
at Colorado State	12/05/18	2		0	0	.000	0	0	.000	0	0	.000	0	0	0	1.0	0	0	0	0	0	0	0	0.6
Totals		0	18	1	1	1.000	0	0	.000	1	3	.333	1	4	5	1.0	3	0	1	3	1	1	3	0.6

Assists/game: 0.4
Turnovers/game: 0.6
Assist/turnover ratio: 0.7
Steals/game: 0.2
Blocks/game: 0.2

• PERSONAL BESTS •

POINTS

Season: 3 vs FIU (12/01/18)

Career: --

SEC: --

SEC: --

FIELD GOALS MADE

Season: 1 vs FIU (12/01/18)

Career: --

SEC: --

SEC: --

FIELD GOALS ATTEMPTED

Season: 1 vs FIU (12/01/18)

Career: --

SEC: --

SEC: --

3-POINT FIELD GOALS MADE

Season: --

Career: --

SEC: --

SEC: --

3-POINT FG ATTEMPTS

Season: --

Career: --

SEC: --

SEC: --

FREE THROWS MADE

Season: 1 vs FIU (12/01/18)

Career: --

SEC: --

SEC: --

FREE THROWS ATTEMPTED

Season: 2 vs FIU (12/01/18)

Career: --

SEC: --

SEC: --

REBOUNDS

Season: 2 (2x), last vs. UTA (11/23/18)

Career: --

SEC: --

SEC: --

ASSISTS

Season: 1 vs UTA (11/23/18)

Career: --

SEC: --

SEC: --

STEALS

Season: --

Career: --

SEC: --

SEC: --

BLOCKED SHOTS

Season: 1 vs. Montana State (11/21/18)

Career: --

SEC: --

SEC: --

MINUTES

Season: 8 vs. Montana State (11/21/18)

Career: --

SEC: --

SEC: --

ETHAN HENDERSON CAREER STATISTICS

Year	GP	GS	Min	Avg	FG	FGA	Pct	3FG	3FGA	Pct	FT	FTA	Pct	Off	Def	Tot	Avg	PF	FO	Ast	TO	Blk	Stl	Pts	Avg
2018-19	5	0	18	3.6	1	1	1.000	0	0	.000	1	3	.333	1	4	5	1.0	3	0	1	3	1	1	3	0.6



25 JORDAN PHILLIPS

G, Fr., 6-7, 209 | Fort Worth, Texas / Grace Preparatory Academy

2018-19 (Fr.) HIGHLIGHTS:

- Had meniscus surgery in the summer and was not cleared to fully practice until Nov. 20.
- Saw first game action in Montana State win and played 10 minutes off the bench.
- Hit two free throws versus UTA for his first career points.
- Made two baskets for four points and had two rebounds versus FIU.



#25 JORDAN PHILLIPS 2018-19 GAME STATS

Opponent	Date	GS	Min	FG	FGA	Pct	3FG	3FGA	Pct	FT	FTA	Pct	O	D	Tot	Avg	PF	FO	A	TO	Blk	Stl	Pts	Avg
vs Texas	11/09/18	DNP-Inj																						
UC DAVIS	11/12/18	DNP-Inj																						
INDIANA	11/18/18	DNP-Inj																						
MONTANA STATE	11/21/18		10	0	5	.000	0	2	.000	0	0	.000	0	1	1	1.0	2	0	0	1	0	0	0	0.0
UT ARLINGTON	11/23/18		4	0	2	.000	0	1	.000	2	2	1.000	0	1	1	1.0	0	0	0	0	0	0	2	1.0
FIU	12/01/18		9	2	6	.333	0	1	.000	0	0	.000	1	1	2	1.3	2	0	0	0	0	0	4	2.0
at Colorado State	12/05/18		4	0	2	.000	0	1	.000	0	0	.000	0	1	1	1.3	1	0	1	0	0	0	0	1.5
Totals		0	27	2	15	.133	0	5	.000	2	2	1.000	1	4	5	1.3	5	0	1	1	0	0	6	1.5

Rebounds/game: 1.3

Turnovers/game: 0.3

• PERSONAL BESTS •

POINTS

Season: 4 vs FIU (12/01/18)

Career: --

SEC: --

SEC: --

FIELD GOALS MADE

Season: 2 vs FIU (12/01/18)

Career: --

SEC: --

SEC: --

FIELD GOALS ATTEMPTED

Season: 6 vs FIU (12/01/18)

Career: --

SEC: --

SEC: --

3-POINT FIELD GOALS MADE

Season: --

Career: --

SEC: --

SEC: --

3-POINT FG ATTEMPTS

Season: 2 vs. Montana State (11/21/18)

Career: --

SEC: --

SEC: --

FREE THROWS MADE

Season: 2 vs. UTA (11/23/18)

Career: --

SEC: --

SEC: --

FREE THROWS ATTEMPTED

Season: 2 vs. UTA (11/23/18)

Career: --

SEC: --

SEC: --

REBOUNDS

Season: 2 vs FIU (12/01/18)

Career: --

SEC: --

SEC: --

ASSISTS

Season: 1 at Colorado State (12/05/18)

Career: --

SEC: --

SEC: --

STEALS

Season: --

Career: --

SEC: --

SEC: --

BLOCKED SHOTS

Season: --

Career: --

SEC: --

SEC: --

MINUTES

Season: 10 vs. Montana State (11/21/18)

Career: --

SEC: --

SEC: --

JORDAN PHILLIPS CAREER STATISTICS

Year	GP	GS	Min	Avg	FG	FGA	Pct	3FG	3FGA	Pct	FT	FTA	Pct	Off	Def	Tot	Avg	PF	FO	Ast	TO	Blk	Stl	Pts	Avg
2018-19	4	0	27	6.8	2	15	.133	0	5	.000	2	2	1.000	1	4	5	1.3	5	0	1	1	0	0	6	1.5



35 REGGIE CHANEY

F, Fr., 6-8, 222 | Tulsa, Okla. / Findlay Prep (Nev.)

2018-19 (Fr.) HIGHLIGHTS:

- Led the team with a season-best eight rebounds versus UT Arlington .. Matched that total at Colorado State.
- In three of the last four games (taking out a 2-point, 0 rebound game vs FIU), is averaging 9.0 points, 7.0 rebounds,
- Battled foul trouble versus Texas, but still pulled down five rebounds and had a steal in just 11 minutes.
- Was productive in his 13 minutes versus Indiana, getting four points, three rebounds and three blocked shots.
- With Daniel Gafford on the bench at Colorado State in foul trouble in the first half, Chaney stepped up and played a key role in the Razorbacks maintaining the lead ... Had nine points and five rebounds in the half and finished with a season-best 11 points while tying his season-best with eight rebounds.



#35 REGGIE CHANEY 2018-19 GAME STATS

Opponent	Date	GS	Min	FG	FGA	Pct	3FG	3FGA	Pct	FT	FTA	Pct	O	D	Tot	Avg	PF	FO	A	TO	Blk	Stl	Pts	Avg
vs Texas	11/09/18	11		0	1	.000	0	0	.000	0	0	.000	2	3	5	5.0	4	0	0	3	0	1	0	0.0
UC DAVIS	11/12/18	11		1	4	.250	0	0	.000	1	4	.250	1	0	1	3.0	3	0	0	1	1	0	3	1.5
INDIANA	11/18/18	13		2	4	.500	0	0	.000	0	1	.000	1	2	3	3.0	0	0	0	1	3	0	4	2.3
MONTANA STATE	11/21/18	18		4	6	.667	0	0	.000	0	0	.000	2	3	5	3.5	4	0	1	2	1	0	8	3.8
UT ARLINGTON	11/23/18	18		4	7	.571	0	0	.000	0	2	.000	2	6	8	4.4	3	0	0	3	1	0	8	4.6
FIU	12/01/18	10		1	2	.500	0	0	.000	0	0	.000	0	0	0	3.7	2	0	0	0	2	1	2	4.2
at Colorado State	12/05/18	19		5	8	.625	0	0	.000	1	3	.333	3	5	8	4.3	3	0	0	1	2	0	11	5.1
Totals		0	100	17	32	.531	0	0	.000	2	10	.200	11	19	30	4.3	19	0	1	11	10	2	36	5.1

Assists/game: 0.1
Turnovers/game: 1.6
Assist/turnover ratio: 0.1
Steals/game: 0.3
Blocks/game: 1.4

• PERSONAL BESTS •

POINTS

Season: 11 at Colorado State (12/05/18) SEC: --
Career: -- SEC: --

FIELD GOALS MADE

Season: 5 at Colorado State (12/05/18) SEC: --
Career: -- SEC: --

FIELD GOALS ATTEMPTED

Season: 8 at Colorado State (12/05/18) SEC: --
Career: -- SEC: --

3-POINT FIELD GOALS MADE

Season: -- SEC: --
Career: -- SEC: --

3-POINT FG ATTEMPTS

Season: -- SEC: --
Career: -- SEC: --

FREE THROWS MADE

Season: 1 (2x), last at CSU (12/05/18) SEC: --
Career: -- SEC: --

FREE THROWS ATTEMPTED

Season: 4 vs. UC Davis (11/12/18) SEC: --
Career: -- SEC: --

REBOUNDS

Season: 8 (2x), last at CSU (12/05/18) SEC: --
Career: -- SEC: --

ASSISTS

Season: 1 vs. Montana State (11/21/18) SEC: --
Career: -- SEC: --

STEALS

Season: 1 (2x) last vs. FIU (12/01/18) SEC: --
Career: -- SEC: --

BLOCKED SHOTS

Season: 3 vs Indiana (12/18/18) SEC: --
Career: -- SEC: --

MINUTES

Season: 19 at Colorado State (12/05/18) SEC: --
Career: -- SEC: --

REGGIE CHANEY CAREER STATISTICS

Year	GP	GS	Min	Avg	FG	FGA	Pct	3FG	3FGA	Pct	FT	FTA	Pct	Off	Def	Tot	Avg	PF	FO	Ast	TO	Blk	Stl	Pts	Avg
2018-19	7	0	100	14.3	17	32	.531	0	0	.000	2	10	.200	11	19	30	4.3	19	0	1	11	10	2	36	5.1

ARKANSAS RAZORBACKS

2018-19 SEASON RESULTS & LEADERS

RECORD:	OVERALL	HOME	AWAY	NEUTRAL
ALL GAMES	6-1	5-0	1-0	0-1
CONFERENCE	0-0	0-0	0-0	0-0
NON-CONFERENCE	6-1	5-0	1-0	0-1

DATE	TIME (CT)	OPPONENT	TV	RESULT	ATTEND	RECORD (SEC)	HIGH POINTS	HIGH REBOUNDS
11/09/18	6:00 pm	# vs Texas	ESPN	(ot) 71-73 L	1400	0-1	(20)Daniel Gafford	(12)Daniel Gafford
11/12/18	7:00 pm	+ UC DAVIS	SEC Network +	W 81-58	13444	1-1	(20)Mason Jones	(8)Mason Jones
11/18/18	2:30 pm	+ INDIANA	ESPN	W 73-72	17456	2-1	(27)Daniel Gafford	(12)Daniel Gafford
11/21/18	7:00 pm	+ MONTANA STATE	SEC Network +	W 90-68	13698	3-1	(18)Mason Jones	(7)Daniel Gafford
11/23/18	7:00 pm	+ UT ARLINGTON	SEC Network +	W 78-60	17403	4-1	(21)Daniel Gafford	(8)Reggie Chaney
12/01/18	7:00 pm	FIU	SEC Network +	W 121-89	13763	5-1	(34)Isaiah Joe	(12)Daniel Gafford
12/05/18	9:00 pm	at Colorado State	CBS Sports Network	W 98-74	3238	6-1	(16)Mason Jones	(9)Daniel Gafford
12/08/18	2:30 pm	WESTERN KENTUCKY	SEC Network					
12/15/18	7:00 pm	! vs UTSA	--					
12/19/18	8:00 pm	GEORGIA TECH	SEC Network					
12/22/18	1:00 pm	TEXAS STATE	SEC Network					
12/28/18	7:00 pm	AUSTIN PEAY	SEC Network +					
01/05/19	5:00 pm	* at Texas A&M	SEC Network					
01/09/19	7:00 pm	* FLORIDA	SEC Network					
01/12/19	5:00 pm	* LSU	SEC Network					
01/15/19	6:00 pm	* at Tennessee	ESPN/ESPN2/ESPNU/SEC					
01/19/19	Noon	* at Ole Miss	SEC Network					
01/23/19	8:00 pm	* MISSOURI	SEC Network					
01/26/19	5:00 pm	% at Texas Tech	ESPN/ESPN2					
01/29/19	6:00 pm	* GEORGIA	ESPNU					
02/02/19	5:00 pm	* at LSU	SEC Network					
02/05/19	8:00 pm	* VANDERBILT	SEC Network					
02/09/19	2:30 pm	* at South Carolina	SEC Network					
02/12/19	8:00 pm	* at Missouri	ESPN/ESPN2/ESPNU					
02/16/19	7:30 pm	* MISSISSIPPI STATE	SEC Network					
02/20/19	7:30 pm	* at Auburn	SEC Network					
02/23/19	7:30 pm	* TEXAS A&M	SEC Network					
02/26/19	8:00 pm	* at Kentucky	ESPN/ESPN2/SEC					
03/02/19	Noon	* OLE MISS	SEC Network					
03/06/19	7:30 pm	* at Vanderbilt	SEC Network					
03/09/19	5:00 pm	* ALABAMA	SEC Network					
03/13-17/19		^ SEC Tournament	TBD					

Home Games in CAPS | * - Conference game | # - ESPN Armed Forces Classic (Fort Bliss - El Paso, Texas) | + = Hardwood Classic
! - at Verizon Arena (North Little Rock, Ark.) | % - Big 12/SEC Challenge | ^ - SEC Tournament (Nashville, Tenn. - Bridgestone Arena)

ATTENDANCE SUMMARY	GAMES	TOTALS	AVG/GAME
HOME	5	75764	15153
AWAY	1	3238	3238
NEUTRAL	1	1400	1400
TOTAL	7	80402	11486

ARKANSAS RAZORBACKS

2018-19 SEASON STATISTICS • ALL GAMES

RECORD:	OVERALL	HOME	AWAY	NEUTRAL
ALL GAMES	6-1	5-0	1-0	0-1
CONFERENCE	0-0	0-0	0-0	0-0
NON-CONFERENCE	6-1	5-0	1-0	0-1

##	Player	GP	GS	• TOTAL •			• 3-PTS •			• REBOUNDS •			PF FO			A TO Blk Stl			Pts	Avg
				Min	Avg	FG	FGA	Pct	3FG	FGA	Pct	FT	FTA	Pct	Off	Def	Tot	Avg		
10	Daniel Gafford	7	7	183	26.1	51	75	.680	0	0	.000	29	50	.580	18	43	61	8.7	19	0
01	Isaiah Joe	7	7	198	28.3	38	80	.475	28	61	.459	8	10	.800	4	15	19	2.7	14	0
13	Mason Jones	7	7	206	29.4	28	59	.475	18	39	.462	26	34	.765	3	38	41	5.9	18	0
02	Adrio Bailey	7	7	173	24.7	29	44	.659	1	4	.250	17	27	.630	6	23	29	4.1	20	1
05	Jalen Harris	7	7	206	29.4	18	50	.360	2	16	.125	22	27	.815	4	19	23	3.3	14	0
11	K. Embery-Simpson	7	0	110	15.7	13	34	.382	8	23	.348	4	7	.571	2	10	12	1.7	9	0
35	Reggie Chaney	7	0	100	14.3	17	32	.531	0	0	.000	2	10	.200	11	19	30	4.3	19	0
00	Desi Sills	7	0	108	15.4	10	21	.476	4	12	.333	6	10	.600	2	7	9	1.3	17	0
22	Gabe Osabuohien	7	0	88	12.6	7	25	.280	1	6	.167	5	13	.385	10	12	22	3.1	21	1
25	Jordan Phillips	4	0	27	6.8	2	15	.133	0	5	.000	2	2	1.000	1	4	5	1.3	5	0
24	Ethan Henderson	5	0	18	3.6	1	1	1.000	0	0	.000	1	3	.333	1	4	5	1.0	3	0
15	Jonathan Holmes	3	0	7	2.3	0	5	.000	0	3	.000	0	0	.000	0	0	0	0.0	1	0
12	Ty Stevens	1	0	1	1.0	0	0	.000	0	0	.000	0	0	.000	0	0	0	0.0	0	0
TM	TEAM.....														11	18	29	4.1	0	
	ARKANSAS.....	7				214	441	.485	62	169	.367	122	193	.632	73	212	285	40.7	160	2
	Opponents.....	7				157	432	.363	59	201	.294	121	178	.680	90	185	275	39.3	170	-

SCORE BY PERIODS:	1st	2nd	OT	Total
Arkansas	292	312	8	612
Opponents	233	251	10	494

DEADBALL REBOUNDS:	OFF	DEF	TOTAL
Arkansas	31	7	38
Opponents	23	9	32

2018-19 RAZORBACK GAME-BY-GAME STATISTICS

Opponent	Date	Score	W/L	• TOTAL •			• 3-PTRS •						• REBOUNDS •										
				FG	FGA	Pct	3FG	FGA	Pct	FT	FTA	Pct	Off	Def	Tot	Avg	PF	A	TO	Blk	Stl	Pts	Avg
vs Texas	11/09/18	71-73	Lot	25	61	.410	8	22	.364	13	24	.542	10	36	46	46.0	23	8	18	5	6	71	71.0
UC DAVIS	11/12/18	81-58	W	23	49	.469	8	20	.400	27	41	.659	5	26	31	38.5	21	14	15	6	10	81	76.0
INDIANA	11/18/18	73-72	W	28	64	.438	6	23	.261	11	19	.579	9	23	32	36.3	16	20	12	7	8	73	75.0
MONTANA STATE	11/21/18	90-68	W	37	70	.529	11	35	.314	5	10	.500	10	24	34	35.8	25	29	14	4	13	90	78.8
UT ARLINGTON	11/23/18	78-60	W	21	55	.382	2	16	.125	34	46	.739	14	32	46	37.8	25	15	16	4	7	78	78.6
FIU	12/01/18	121-89	W	42	69	.609	13	25	.520	24	39	.615	10	40	50	39.8	28	27	14	11	11	121	85.7
at Colorado State	12/05/18	98-74	W	38	73	.521	14	28	.500	8	14	.571	15	31	46	40.7	22	28	7	6	8	98	87.4
Arkansas		612		214	441	.485	62	169	.367	122	193	.632	73	212	285	40.7	160	141	96	43	63	612	87.4
Opponents		494		157	432	.363	59	201	.294	121	178	.680	90	185	275	39.3	170	85	122	11	40	494	70.6

Assists/game: 20.1

Turnovers/game: 13.7

Assist/turnover ratio: 1.5

Steals/game: 9.0

Blocks/game: 6.1

2018-19 OPPONENT GAME-BY-GAME STATISTICS

Opponent	Date	Score	W/L	• TOTAL •			• 3-PTRS •						• REBOUNDS •										
				FG	FGA	Pct	3FG	FGA	Pct	FT	FTA	Pct	Off	Def	Tot	Avg	PF	A	TO	Blk	Stl	Pts	Avg
vs Texas	11/09/18	71-73	Lot	21	67	.313	10	31	.323	21	30	.700	16	32	48	48.0	25	10	14	5	8	73	73.0
UC DAVIS	11/12/18	81-58	W	18	56	.321	7	29	.241	15	18	.833	11	25	36	42.0	32	11	24	0	3	58	65.5
INDIANA	11/18/18	73-72	W	27	58	.466	8	20	.400	10	15	.667	8	32	40	41.3	20	13	18	1	4	72	67.7
MONTANA STATE	11/21/18	90-68	W	21	59	.356	11	34	.324	15	24	.625	18	22	40	41.0	17	12	24	0	5	68	67.8
UT ARLINGTON	11/23/18	78-60	W	18	55	.327	6	27	.222	18	27	.667	9	27	36	40.0	34	7	19	2	8	60	66.2
FIU	12/01/18	121-89	W	31	83	.373	6	37	.162	21	34	.618	20	23	43	40.5	27	16	14	2	8	89	70.0
at Colorado State	12/05/18	98-74	W	21	54	.389	11	23	.478	21	30	.700	8	24	32	39.3	15	16	9	1	4	74	70.6
Opponents		494		157	432	.363	59	201	.294	121	178	.680	90	185	275	39.3	170	85	122	11	40	494	70.6
Arkansas		612		214	441	.485	62	169	.367	122	193	.632	73	212	285	40.7	160	141	96	43	63	612	87.4

Assists/game: 12.1

Turnovers/game: 17.4

Assist/turnover ratio: 0.7

Steals/game: 5.7

Blocks/game: 1.6

ARKANSAS RAZORBACKS

2018-19 GAME-BY-GAME POINTS-ASSISTS-REBOUNDS

Opponent	Date	Score	WL	00 SILLS	01 JOE	02 BAILEY	05 HARRIS	10 GAFFORD	11 EMBERY-SIMPSON	12 STEVENS	13 JONES	15 HOLMES	22 OSABUOHEN	24 HENDERSON	25 PHILLIPS	35 CHANEY
vs TEX	11/09/18	71-73	LOT	3-1-0	17-2-0	8-5-1	11-5-4	20-12-0	0-2-0	DNP	11-6-3	DNP	1-3-0	DNP	DNP	0-5-0
UCD	11/12/18	81-58	W	2-1-0	14-5-2	20-4-2	2-2-4	12-4-2	7-0-1	DNP	21-8-2	DNP	0-5-1	0-0-0	DNP	3-1-0
IND	11/18/18	73-72	W	2-1-2	13-2-3	4-1-1	5-2-4	27-12-0	2-2-1	DNP	11-5-7	DNP	5-0-2	DNP	DNP	4-3-0
MSU	11/21/18	90-68	W	5-1-5	10-3-5	10-3-2	11-2-11	16-7-0	6-0-1	0-0-0	18-3-3	0-0-0	6-2-1	0-2-0	0-1-0	8-5-1
UTA	11/23/18	78-60	W	3-1-2	10-3-3	14-5-1	14-3-6	21-5-0	2-3-0	DNP	4-5-0	0-0-0	0-2-2	0-2-1	2-1-0	8-8-0
FIU	12/01/18	121-89	W	7-3-6	34-1-3	10-5-1	9-3-10	23-12-0	7-3-3	DNP	19-10-3	0-0-0	3-5-1	3-1-0	4-2-0	2-0-0
at CSU	12/05/18	98-74	W	8-1-2	14-3-3	10-6-3	8-6-12	12-9-3	14-2-1	DNP	16-4-3	DNP	5-5-0	0-0-1	0-1-0	11-8-0

ARKANSAS RAZORBACKS

2018-19 STARTING LINEUPS

Date	Opponent	GUARD	GUARD	GUARD	FORWARD	FORWARD	Outcome
Nov. 09	vs. Texas	Joe	Harris	Jones	Bailey	Gafford	L, 71-73 ot
Nov. 12	UC DAVIS	Joe	Harris	Jones	Bailey	Gafford	W, 81-58
Nov. 18	INDIANA	Joe	Harris	Jones	Bailey	Gafford	W, 73-72
Nov. 21	MONTANA STATE	Joe	Harris	Jones	Bailey	Gafford	W, 90-68
Nov. 23	UT ARLINGTON	Joe	Harris	Jones	Bailey	Gafford	W, 78-60
Dec. 01	FIU	Joe	Harris	Jones	Bailey	Gafford	W, 121-89
Dec. 05	at Colorado State	Joe	Harris	Jones	Bailey	Gafford	W, 98-74

RECORD BY LINEUP:

Joe	Harris	Jones	Bailey	Gafford	6-1
-----	--------	-------	--------	---------	-----

ARKANSAS RAZORBACKS

2018-19 SPECIALTY STATS (ARKANSAS/OPPONENT)

Opponent	Pts in Paint	Pts Off TO	2nd Chance	Fast Break	Bench	Ties	Lead Chng	Largest Lead	Opp Largest Lead	Ark Led	Opp Led	Gm Tied
vs. Texas	20 / 20	14 / 13	6 / 10	2 / 2	4 / 25	6	10	Ark 8 15:02 1st	Tex 12 9:59 1st	14:56	26:52	3:12
UC Davis	26 / 18	26 / 8	5 / 11	4 / 3	12 / 17	0	0	Ark 24 00:10 2nd	UCD --	39:02	--	0:58
Indiana	38 / 30	14 / 13	3 / 13	6 / 4	13 / 14	8	9	Ark 10 17:10 2nd	Ind 5 13:20 1st	26:13	8:31	5:16
Montana St.	46 / 16	29 / 9	7 / 20	20 / 3	25 / 9	0	0	Ark 29 04:56 2nd	MSU --	39:55	--	0:05
UT Arlington	32 / 22	25 / 8	14 / 7	6 / 2	15 / 21	0	1	Ark 18 04:20 2nd	UTA 1 19:26 1st	38:47	0:49	0:24
FIU	52 / 50	15 / 21	12 / 21	18 / 18	26 / 29	0	0	Ark 35 00:18 2nd	FIU --	39:52	--	0:08
at Colorado St.	40 / 20	16 / 10	22 / 5	17 / 14	38 / 7	0	0	Ark 26 01:22 2nd	CSU --	38:57	--	0:34

ARKANSAS RAZORBACKS

2018-19 GAME HIGHS

Opponent	DATE	SCORE	RESULT	POINTS	REBOUNDS	ASSISTS	STEALS	BLOCKED SHOTS
vs Texas	11/09/18	71-73	LOT	20-Daniel Gafford	12-Daniel Gafford	4-Jalen Harris	3-Jalen Harris	2-Daniel Gafford
UC DAVIS	11/12/18	81-58	W	21-Mason Jones	8-Mason Jones	4-Jalen Harris	3-Isaiah Joe	4-Daniel Gafford
INDIANA	11/18/18	73-72	W	27-Daniel Gafford	12-Daniel Gafford	7-Mason Jones	2-Daniel Gafford	3-Reggie Chaney Daniel Gafford
MONTANA STATE	11/21/18	90-68	W	18-Mason Jones	7-Daniel Gafford	11-Jalen Harris	5-Isaiah Joe	1-Ethan Henderson Reggie Chaney Adrio Bailey Daniel Gafford
UT ARLINGTON	11/23/18	78-60	W	21-Daniel Gafford	8-Reggie Chaney	6-Jalen Harris	3-Adrio Bailey	2-Adrio Bailey
FIU	12/01/18	89-74	W	34-Isaiah Joe	12-Daniel Gafford	10-Jalen Harris	3-K. Embery-Simpson	4-Adrio Bailey Daniel Gafford
at Colorado State	12/05/18	98-74	W	16-Mason Jones	9-Daniel Gafford	12-Jalen Harris	4-Jalen Harris	2-Reggie Chaney

GAME 1 Arkansas vs. Texas

Nov. 9, 2018 • Armed Forces Classic • Fort Bliss - El Paso, Texas • ESPN

Arkansas 71 • 0-1

#	Player	Total		3-Ptr		Rebounds			PF	TP	A TO Blk Stl				Min
		FG-FGA	FG-FGA	FT-FTA	Off Def Tot	PF	TP	A TO Blk Stl							
02	Adrio Bailey	f	4-5	0-1	0-2	0	5	5	3	8	1	1	1	1	35
10	Daniel Gafford	f	8-15	0-0	4-9	2	10	12	3	20	0	6	2	1	33
01	Isaiah Joe	g	6-10	5-8	0-0	0	2	2	4	17	0	1	0	0	34
05	Jalen Harris	g	3-12	0-5	5-6	3	2	5	2	11	4	2	0	3	39
13	Mason Jones	g	3-10	2-6	3-4	0	6	6	4	11	3	4	1	0	37
00	Desi Sills		1-2	1-1	0-0	0	1	1	2	3	0	0	0	0	16
11	K. Embery-Simpson		0-2	0-0	0-1	1	1	2	0	0	0	0	0	0	9
22	Gabe Osabuohien		0-4	0-1	1-2	2	1	3	1	1	0	1	1	0	11
35	Reggie Chaney		0-1	0-0	0-0	2	3	5	4	0	0	3	0	1	11
Team						0	5	5							
Totals			25-61	8-22	13-24	10	36	46	23	71	8	18	5	6	225
FG % 1st Half:		12-30	40.0%	2nd half:	11-24	45.8%	OT:	2-7	28.6%	Game:	25-61	41.0%	Deadball		
3FG % 1st Half:		4-9	44.4%	2nd half:	3-9	33.3%	OT:	1-4	25.0%	Game:	8-22	36.4%	Rebounds		
FT % 1st Half:		2-5	40.0%	2nd half:	8-13	61.5%	OT:	3-6	50.0%	Game:	13-24	54.2%	5		

Texas 73 • 1-0

#	Player	Total		3-Ptr		Rebounds			PF	TP	A TO Blk Stl				Min
		FG-FGA	FG-FGA	FT-FTA	Off Def Tot	PF	TP	A TO Blk Stl							
20	Jericho Sims	f	4-7	0-0	6-10	2	3	5	5	14	0	4	2	0	36
21	Dylan Osetkowski	f	2-9	1-4	6-10	6	7	13	4	11	1	6	0	3	39
02	Matt Coleman III	g	0-8	0-3	2-2	0	0	0	5	2	4	1	0	1	29
12	Kerwin Roach II	g	6-18	4-11	2-2	1	10	11	2	18	2	2	0	1	39
13	Jase Febres	g	1-6	1-5	0-0	1	0	1	0	3	0	0	0	1	21
03	Courtney Ramey		4-6	2-3	0-0	0	3	3	4	10	2	0	0	0	16
10	Jaxson Hayes		1-2	0-0	0-0	4	4	8	3	2	0	1	2	0	16
33	Kamaka Hepa		1-2	1-1	0-0	0	1	1	0	3	0	0	0	1	5
55	Elijah Mitrou-Long		2-9	1-4	5-6	0	2	2	2	10	1	0	1	1	24
Team						2	2	4							
Totals			21-67	10-31	21-30	16	32	48	25	73	10	14	5	8	225
FG % 1st Half:		13-34	38.2%	2nd half:	5-26	19.2%	OT:	3-7	42.9%	Game:	21-67	31.3%	Deadball		
3FG % 1st Half:		7-19	36.8%	2nd half:	3-10	30.0%	OT:	0-2	0.0%	Game:	10-31	32.3%	Rebounds		
FT % 1st Half:		3-4	75.0%	2nd half:	14-20	70.0%	OT:	4-6	66.7%	Game:	21-30	70.0%	3		

Officials: Jerry Pollard, Kip Kissingner, Keith Kimble
Technical fouls: Arkansas-None. Texas-None.
Attendance: 1400
2:10 in 1st half - Flagrant 1 foul on #3 (Texas) Ramey

Score by periods	1st	2nd	OT	Total
Arkansas	30	33	8	71
Texas	36	27	10	73

GAME 3 Arkansas vs. Indiana

Nov. 18, 2018 • Hardwood Showcase • Fayetteville, Ark. - Bud Walton Arena • ESPN

Indiana 72 • 3-1

#	Player	Total		3-Ptr		Rebounds			PF	TP	A TO Blk Stl				Min
		FG-FGA	FG-FGA	FT-FTA	Off Def Tot	PF	TP	A TO Blk Stl							
03	SMITH,JUSTIN	f	1-6	0-2	1-4	0	0	0	2	3	0	2	0	0	15
13	MORGAN,JUWAN	f	6-8	2-3	1-2	3	4	7	4	15	2	2	0	0	23
00	LANGFORD,ROMEO	g	6-15	2-5	8-9	2	8	10	3	22	5	4	1	1	38
01	DURHAM,ALJAMI	g	4-9	3-4	0-0	1	2	3	3	11	3	5	0	0	36
10	PHINISEE,ROB	g	3-7	1-3	0-0	0	2	2	4	7	1	0	0	0	21
20	DAVIS,DE'RON		5-6	0-0	0-0	1	4	5	2	10	1	3	0	1	23
23	ANDERSON,DAMEZI		2-5	0-2	0-0	0	3	3	2	4	1	1	0	1	26
55	FITZNER,EVAN		0-2	0-1	0-0	0	5	5	0	0	0	0	0	1	18
Team						1	4	5							
Totals			27-58	8-20	10-15	8	32	40	20	72	13	18	1	4	200
FG % 1st Half:		13-28	46.4%	2nd half:	14-30	46.7%	Game:	27-58	46.6%	Deadball			Rebound		
3FG % 1st Half:		3-9	33.3%	2nd half:	5-11	45.5%	Game:	8-20	40.0%						
FT % 1st Half:		6-10	60.0%	2nd half:	4-5	80.0%	Game:	10-15	66.7%						

Arkansas 73 • 2-1

#	Player	Total		3-Ptr		Rebounds			PF	TP	A TO Blk Stl				Min
		FG-FGA	FG-FGA	FT-FTA	Off Def Tot	PF	TP	A TO Blk Stl							
02	Adrio Bailey	f	2-7	0-1	0-0	0	1	1	3	4	1	0	0	1	25
10	Daniel Gafford	f	12-15	0-0	3-8	5	7	12	2	27	0	3	3	2	31
01	Isaiah Joe	g	5-15	3-11	0-0	0	2	2	0	13	3	1	0	1	33
05	Jalen Harris	g	1-5	1-3	2-2	0	2	2	3	5	4	2	0	1	25
13	Mason Jones	g	3-8	1-4	4-6	0	5	5	2	11	7	0	0	1	38
00	Desi Sills		0-2	0-1	2-2	0	1	1	1	2	2	1	0	1	11
11	K. Embery-Simpson		1-5	0-2	0-0	0	2	2	3	2	1	0	1	0	14
22	Gabe Osabuohien		2-3	1-1	0-0	0	0	0	2	5	2	4	0	1	10
35	Reggie Chaney		2-4	0-0	0-1	1	2	3	0	4	0	1	3	0	13
Team						3	1	4							
Totals			28-64	6-23	11-19	9	23	32	16	73	20	12	7	8	200
FG % 1st Half:		14-31	45.2%	2nd half:	14-33	42.4%	Game:	28-64	43.8%	Deadball			Rebound		
3FG % 1st Half:		4-10	40.0%	2nd half:	2-13	15.4%	Game:	6-23	26.1%						
FT % 1st Half:		6-10	60.0%	2nd half:	5-9	55.6%	Game:	11-19	57.9%						

Officials: Joe Lindsay, Keith Kimble, Gerald Williams
Technical fouls: Indiana-None. Arkansas-None.
Attendance: 17456
Tickets Scanned: 12,979

Score by periods	1st	2nd	Total
Indiana	35	37	72
Arkansas	38	35	73

GAME 2 Arkansas vs. UC Davis

Nov. 12, 2018 • Hardwood Showcase • Fayetteville, Ark. - Bud Walton Arena • SEC+

UC Davis 58 • 0-3

#	Player	Total		3-Ptr		Rebounds			PF	TP	A TO Blk Stl				Min
		FG-FGA	FG-FGA	FT-FTA	Off Def Tot	PF	TP	A TO Blk Stl							
25	John, AJ	f	1-7	1-6	0-0	0	1	1	5	3	1	0	0	1	21
44	Goode, Garrison	f	3-4	0-0	0-0	2	3	5	3	6	0	2	0	0	32
00	Shorts II, TJ	g	5-12	0-2	4-4	3	5	8	2	14	4	7	0	0	35
05	Schneider, Siler	g	3-9	2-6	0-0	1	1	2	5	8	4	5	0	1	30
22	Mooney, Joe	g	2-6	2-6	4-6	0	1	1	4	10	1	4	0	0	19
01	Squire, Damion		0-0	0-0	0-0	0	0	0	2	0	0	3	0	0	4
02	Gonzalez, Stefan		2-10	2-9	3-4	0	6	6	3	9	1	3	0	0	27
11	Fuller, Caleb		0-2	0-0	0-0	0	1	1	0	0	0	0	0	0	6
13	Neufeld, Matt		2-5	0-0	2-2	2	4	6	3	6	0	0	0	0	17
21	Russell, Colin		0-1	0-0	0-0	0	1	1	1	0	0	0	0	0	5
23	Printup, Rogers		0-0	0-0	2-2	1	0	1	3	2	0	0	0	1	4
Team						2	2	4							
Totals			18-56	7-29	15-18	11	25	36	32	58	11	24	0	3	200
FG % 1st Half:		11-28	39.3%	2nd half:	7-28	25.0%	Game:	18-56	32.1%	Deadball			Rebounds		
3FG % 1st Half:		4-12	33.3%	2nd half:	3-17	17.6%	Game:	7-29	24.1%						
FT % 1st Half:		4-4	100.0%	2nd half:	11-14	78.6%	Game:	15-18	83.3%						

Arkansas 81 • 1-1

#	Player		Total		3-Ptr	Rebounds			PF	TP					Min
			FG-FGA	FG-FGA	FT-FTA	Off	Def	Tot			A	TO	Blk	Stl	
02	Adrio Bailey	f	5-8	1-2	9-11	0	4	4	2	20	2	0	0	2	26
20	Daniel Gafford	f	3-3	0-0	6-9	0	4	4	2	12	2	6	4	0	28
10	Isaiah Joe	e	4-7	2-5	4-6	1	4	5	1	14	2	3	0	3	27
05	Jalen Harris	e	1-6	0-1	0-0	0	2	2	2	2	4	0	0	1	28
13	Mason Jones	e	1-10	4-7	5-7	1	7	8	1	21	2	2	0	1	31
00	Desi Sills		1-2	0-0	0-0	0	1	1	4	2	2	0	0	0	15
11	K. Embrey-Simpson		2-6	1-4	2-2	0	0	0	1	7	1	0	0	2	18
22	Gabe Osabuohien		0-3	0-1	0-2	2	3	5	4	0	1	0	1	1	14
24	Ethan Henderson		0-0	0-0	0-0	0	0	0	1	0	0	1	0	0	2
35	Reggie Chaney		1-4	0-0	1-4	1	0	1	3	3	0	1	1	0	11
	Team					0	1	1							
Totals			23-49	8-20	27-41	5	26	31	21	81	14	15	6	10	200
FG % 1st Half: 13-28			46.4%	2nd half: 10-21	47.6%	Game: 23-49		46.9%	Deadball Rebounds 8,3						
3FG % 1st Half: 5-13			38.5%	2nd half: 3-7	42.9%	Game: 8-20		40.0%							
FT % 1st Half: 6-14			42.9%	2nd half: 21-27	77.8%	Game: 27-41		65.9%							

UT Arlington 60 • 3-3

Arkansas 78 • 4-1

Officials: Steven Anderson, Wil Howard, Bart Lenox
Technical fouls: UT Arlington-TEAM. Arkansas-Reggie Chaney.
Attendance: 17403
Tickets Scanned: 8,317
Fouled out: Arkansas #22, Osabuohien (6:31 2H)
UT Arlington #4, Azore (2:18 2H); #2, Bryant (1:47 2H)

Score by periods	1st	2nd	Total
UT Arlington	26	34	60
Arkansas	31	47	78

Last FG - UTA 2nd-03:58, AR 2nd-00:11.
Largest lead - UTA by 1 1st-19:36, AR by 18 2nd-04:20.
UTA led for 00:49. AR led for 38:47. Game was tied for 00:24.

FIU 89 • 7-2

Arkansas 121 • 5-1

Officials: Pat Adams, Wil Howard, K.B. Burdett Jr.
Technical fouls: FIU-None. Arkansas-None.
Attendance: 13763
Tickets Scanned: 8,920
Fouled out: FIU #22, Dieng (9:49 2H); #31, Douglas (7:19 2H)
Arkansas #02, Bailey (5:25 2h)

Score by periods	1st	2nd	Total
FIU	35	54	89
Arkansas	58	63	121

Last FG - FIU 2nd-00:02, AR 2nd-00:18.
Largest lead - FIU None, AR by 35 2nd-00:18.
FIU led for 00:00. AR led for 39:52. Game was tied for 00:08.

FIU 89 • 7-2

Arkansas 121 • 5-1

Officials: Pat Adams, Wil Howard, K.B. Burdett Jr.
 Technical fouls: FIU-None. Arkansas-None.
 Attendance: 13763
 Tickets Scanned: 8,920
 Fouled out: FIU #22, Dieng (9:49 2H); #31, Douglas (7:19 2H)
 Arkansas #02, Bailey (5:25 2h)

Score by periods	1st	2nd	Total
FIU	35	54	89
Arkansas	58	63	121

Last FG - FIU 2nd-00:02, AR 2nd-00:18.
Largest lead - FIU None, AR by 35 2nd-00:18.

	In Paint	Off T/O	2nd Chance	Fast Break	Bench
Points	50	21	21	23	29
AR	52	15	12	18	26

Score tied - 0 times.
Lead changed - 0 times.

25th Anniversary


1994 NATIONAL CHAMPIONSHIP



**Record: 31-3, 14-2 SEC
NCAA CHAMPION
SEC CHAMPION**

NCAA TOURNAMENT RESULTS

RD1	def. North Carolina A&T	94-79
RD2	def. Georgetown	85-73
Sweet 16	def. Tulsa	103-84
Elite 8	def. Michigan	76-68
Final Four	def. Arizona	91-82
Championship	def. Duke	76-72



1993-94 RAZORBACKS

3	Alex Dillard	Bessemer, Ala.
12	Clint McDaniel	Tulsa, Okla.
13	John Engskov	Berryville, Ark.
14	Corey Beck	Memphis, Tenn.
15	Dwight Stewart	Memphis, Tenn.
22	Davor Rimac	Zagreb, Croatia
23	Ken Biley	Pine Bluff, Ark.
24	Ray Biggers	Houston, Texas
30	Scotty Thurman	Ruston, La.
31	Roger Crawford	Birmingham, Ala.
33	Lee Wilson	Waco, Texas
34	Corliss Williamson	Russellville, Ark.
35	Reggie Merritt	Little Rock, Ark.
40	Elmer Martin	Memphis, Tenn.
44	Darnell Robinson	Oakland, Calif.
	Nolan Richardson	Head Coach
	Nolan Richardson III	Assistant Coach
	Mike Anderson	Assistant Coach
	Brad Dunn	Assistant Coach
	Wayne Stehlik	Dir. of Operations
	Dave England	Athletic Trainer

