



UTSA ROADRUNNERS BASKETBALL

ATHLETICS COMMUNICATIONS: One UTSA Circle • San Antonio, TX 78249 • CONTACT: Kyle Stephens (kyle.stephens@utsa.edu) • C: 210-887-3636 • goUTSA.com

UTSA ROADRUNNERS (3-6 • 0-0 C-USA)

NOVEMBER (2-5)

07	ST. EDWARD'S	CUSA.tv	L, 76-77
12	OKLAHOMA	CBSN	L, 67-87
14	at Oklahoma State	FSN	L, 60-82

Gulf Coast Showcase (Estero, Fla.)

19	vs. UC Irvine		L, 56-65
19	vs. South Dakota State		L, 79-99
20	vs. Florida Gulf Coast		W, 76-65

26	at Houston Baptist	Husky Sports Network	W, 86-82
----	--------------------	----------------------	----------

DECEMBER (1-1)

01	TEXAS STATE	CUSA.tv	L, 68-69
08	MID-AMERICA CHRISTIAN	CUSA.tv	W, 104-74
15	vs. Arkansas (played in North Little Rock, Ark.)		7 p.m.
17	BETHANY	CUSA.tv	7 p.m.
20	at A&M-Corpus Christi	Islanders Digital Network	7:30 p.m.
29	SE OKLAHOMA STATE	CUSA.tv	3 p.m.

JANUARY (0-0)

03	UTEP *	ESPN+	7 p.m.
05	at UTEP *	ESPN+	8 p.m.
10	RICE *	ESPN+	7 p.m.
12	NORTH TEXAS *	ESPN+	3 p.m.
17	at Middle Tennessee *	ESPN+	6:30 p.m.
19	at UAB *	ESPN+	7 p.m.
24	CHARLOTTE *	ESPN+	7 p.m.
26	OLD DOMINION *	ESPN+	3 p.m.
31	at Western Kentucky*	STADIUM on FB	7 p.m.

FEBRUARY (0-0)

02	at Marshall*	STADIUM on FB	6 p.m.
07	FIU *	ESPN+	7 p.m.
09	FLORIDA ATLANTIC *	CUSA.tv	3 p.m.
14	at Southern Miss*	ESPN+	7 p.m.
16	at Louisiana Tech*	ESPN+	2 p.m.
23	C-USA Bonus Play*^	TBD	TBD
28	C-USA Bonus Play*^	TBD	TBD

MARCH (0-0)

03	C-USA Bonus Play*^	TBD	TBD
06	C-USA Bonus Play*^	TBD	TBD
09	C-USA Bonus Play*^	TBD	TBD

Conference USA Championship (Frisco, Texas)

13	First Round	ESPN+	TBD
14	Quarterfinal	STADIUM	TBD
15	Semifinal	STADIUM	TBD
16	Championship	CBSN	7:30 p.m.

Home Game at the Convocation Center

* - Conference USA Game

^ - Conference USA Bonus Play -- will play four of five dates, opponents and locations will be determined following completion of games on Feb. 16, 2019

All times CENTRAL

Dates and times subject to change



UTSA ROADRUNNERS

(3-6, 0-0 Conference USA)



ARKANSAS RAZORBACKS

(6-2, 0-0 Southeastern Conference)

7 p.m. • Saturday, Dec. 15, 2018

Verizon Arena • North Little Rock, Ark.

HEADLINES AND STORYLINES

- UTSA has won three of its last four games and is 3-3 since sophomore guard Jhivvan Jackson returned from injury.
- The Roadrunners enter the neutral-site tilt in North Little Rock off a 104-74 win over Mid-America Christian [Okla.]. UTSA used a career-high 35 points and nine rebounds from Keaton Wallace, who drilled nine treys, to earn its first home win of the year. Jhivvan Jackson added a season-best 28 points.
- UTSA and Arkansas will be facing each other for the sixth time and the first since a 33-point Razorback win in 2014 in Fayetteville. UTSA and Arkansas faced each other in 1981, 1982 and 1984 before resuming the series in 2007.
- UTSA's first men's basketball game came on Nov. 30, 1981 vs. then No. 18 Arkansas at Hemisfair Arena.
- UTSA's offense has been spurred by the return of 2017-18 C-USA Freshman of the Year Jhivvan Jackson, who is averaging 18.7 points per game in just 19.5 minutes. Jackson is 20 of 49 from 3-point land, is averaging 2.2 rebounds and connecting on a team-best 26 of 29 free throws.
- UTSA is in its 38th season of basketball. The Roadrunners are 549-550 (.499) all-time, which includes four NCAA Tournament appearances.
- Reigning Conference USA Gene Bartow Coach of the Year Steve Henson is in his third year at the helm of the Roadrunners. Henson is 37-39 at UTSA.
- UTSA returns four starters from its 2017-18 20-win campaign, including junior point guard Giovanni De Nicolao, sophomore shooting guard Jhivvan Jackson, junior small forward Byron Frohnen and senior power forward Nick Allen. Sophomore point/shooting Keaton Wallace, who started 19 games as a freshman, also returns to bring UTSA's experience to 234 combined career starts entering this season.

SETTING THE SCENE

Television none

Radio Ticket 760 AM
Andy Everett (play-by-play)
Pregame show starts 30 minutes before tipoff

Series vs. Arkansas: 0-5

Last Meeting:

L, 71-104 @ Arkansas (Jan. 4, 2014)

UTSA HEAD COACH STEVE HENSON

(Kansas State, 1990)

Career Record: 37-40 (3rd year)

UTSA Record: same

vs. Arkansas: 0-0

ARKANSAS HEAD COACH MIKE ANDERSON

(Tulsa, 1982)

Career Record: 351-184

Arkansas Record: 151-86

vs. UTSA: 1-0

Up Next for UTSA:

vs. Bethany [Kan.] - San Antonio

7 p.m. • Monday, Dec. 17, 2018

Ticket 760 AM

WE ARE UTSA

When referencing University of Texas at San Antonio Athletics, PLEASE USE THE ACRONYM **UTSA** AND THE NICKNAME **ROADRUNNERS**. Please refrain from using UT-San Antonio, Texas-San Antonio, UT-SA, Lady Roadrunners or any other variation.



THE STEVE HENSON SHOW

SAND BOX • 7280 UTSA BLVD.

SELECTED DATES

Hosted by Andy Everett, **The Steve Henson Show** airs on select days during the Conference USA season.



Fans can join the show at the restaurant, tune in to The Ticket 760, online at goUTSA.com, Ticket760.com and everywhere fans want to listen via the free all-in-one iHeartRadio app.

Jan. 7	Jan. 21	Feb. 4	Feb. 18	Mar. 18
Jan. 14	Jan. 28	Feb. 12	Mar. 4	

UTSA ROADRUNNERS AT A GLANCE

Probable Starters	Pos.	Ht.	Wt.	Cl.-Exp.	Hometown	G-GS	PPG	RPG	Other
5 Giovanni De Nicolao	G	6-3	175	Jr.-2L	Padua, Italy	9-9	7.8	4.4	double-double vs. OU
2 Jhivvan Jackson	G	6-0	170	So.-1L	Bayamón, Puerto Rico	6-0	16.8	1.4	28 vs. MACU
22 Keaton Wallace	G	6-3	170	So.-1L	Dallas, Texas	9-9	19.6	4.3	35 pts, 9 reb last game
3 Byron Frohnen	F	6-6	215	Jr.-2L	Las Vegas, Nev.	9-9	8.6	8.0	8 pts, 8 reb last game
25 Nick Allen	F	6-8	215	Sr.-3L	Surprise, Ariz.	9-9	8.6	5.1	10+ in 4 games
Key Reserves	Pos.	Ht.	Wt.	Cl.-Exp.	Hometown	G-GS	PPG	RPG	Other
10 Mitar Stanojevic	F	6-7	215	Jr.-2L	Belgrade, Serbia	9-0	1.6	1.8	6.3 mpg
11 Adokiye Iyaye	G	6-3	180	Fr.-HS	Oklahoma City, Okla.	9-0	6.1	1.7	19.1 mpg
15 Adrian Rodriguez	F	6-7	240	Fr.-RS	Tulsa, Okla.	9-0	1.9	1.9	9.1 mpg
23 Atem Bior	F	6-7	220	Jr.-TR	Brisbane, Australia	9-8	6.4	5.8	2nd on team in reb
4 Tamir Bynum	G	6-0	180	Fr.-HS	Houston, Texas	6-0	2.2	0.5	11.2 mpg
41 Toby Van Ry	F	6-10	210	Sr.-Tr.	Fort Collins, Colo.	4-0	0.8	0.5	3.8 mpg, 1-5 FG



2018-19 CONFERENCE USA STANDINGS

STANDINGS (AS OF DEC. 10)

Institution	C-USA	Overall
1. North Texas	0-0	10-1
2. FIU	0-0	7-2
3. FAU	0-0	7-2
4. Southern Miss	0-0	6-2
5. Louisiana Tech	0-0	7-3
6. Old Dominion	0-0	7-3
7. UAB	0-0	6-3
8. Marshall	0-0	5-4
9. WKU	0-0	5-4
10. UTEP	0-0	3-5
11. Rice	0-0	3-6
12. UTSA	0-0	3-6
13. Middle Tennessee	0-0	3-7
14. Charlotte	0-0	2-5



UTSA QUICK FACTS

GENERAL INFORMATION

Name of Institution: The University of Texas at San Antonio

Location: San Antonio, Texas

Founded: 1969

Enrollment: 32,101

Nickname: Roadrunners

School Colors: Navy Blue (PMS 289), Orange (PMS 1665) & White

Arena (Capacity): Convocation Center (2,650)

Year Opened: 1975

Conference: Conference USA

President: Dr. Taylor Eighmy (Tufts, 1980)

Director of Athletics: Dr. Lisa Campos (Colorado State)

Athletic Department Phone: 210.458.4161

Ticket Office Phone: 210.458.UTSA (8872)

TEAM INFORMATION

2017-18 Overall Record: 20-15

Home: 12-4

Away: 6-8

Neutral: 2-3

Conference Record/Finish: 11-7/5th

Lettermen Returning/Lost: 8/6

Starters Returning/Lost: 4/1

Newcomers: 7

HISTORY

First Year of Basketball: 1981-82

All-Time Record (pct.): 549-550 (.499)

All-Time Conference USA Record (pct.) -- since 2013-14: 34-54 (.377)

All-Time Conference USA Tournament Record -- since 2013-14: 2-5

Conference Regular Season Championships: 3

1990-91 (Trans America Athletic Conference) • 1991-92

(Southland Conference) • 2003-04 (Southland Conference)

Conference Tournament Championships: 4

1988 (Trans America Athletic Conference) • 1999 (Southland

Conference) • 2004 (Southland Conference) • 2011

(Southland Conference)

NCAA Tournament Appearances/Record: 4/1-4 (.200)

1988 • 1999 • 2004 • 2011

Last NCAA Postseason Opponent/Result: 2011

Lost to No. 1 seed Ohio State, 75-46 (March 18, 2011)

2018-19 UTSA ROADRUNNERS

No.	Name	Pos.	Ht.	Wt.	Yr.-Exp.	Hometown/Previous School
1	Christian Plummer	G	6-2	180	So.-HS	Coppell, Texas/Coppell HS
2	Jhivvan Jackson	G	6-0	170	So.-1L	Bayamón, Puerto Rico/Euleess [Texas] Trinity HS
3	Byron Frohnen	F	6-6	230	Jr.-2L	Las Vegas, Nev./Bishop Gorman HS
4	Tamir Bynum	G	6-0	180	Fr.-HS	Houston, Texas/Lamar HS
5	Giovanni De Nicolao	G	6-3	175	Jr.-2L	Padua, Italy/I.I.S.I. Newton School
10	Mitar Stanojevic	F	6-7	215	Jr.-2L	Belgrade, Serbia/Creating Young Minds [Texas] Academy
11	Adokiye Iyaye	G	6-3	180	Fr.-HS	Oklahoma City, Okla./Putnam City North HS
13	Mateo Escheik	F	6-6	210	Fr.-HS	Plano, Texas/Prestonwood Christian Academy
15	Adrian Rodriguez	F	6-7	240	Fr.-RS	Tulsa, Okla./Union HS
21	Knox Hellums *	G	6-5	190	Jr.-TR	Tomball, Texas/Pepperdine
22	Keaton Wallace	G	6-3	185	So.-1L	Dallas, Texas/Richardson HS
23	Atem Bior	F	6-7	220	Jr.-TR	Brisbane, Australia/New Mexico Military Institute
25	Nick Allen	F	6-8	235	Sr.-3L	Surprise, Ariz./Willow Canyon HS
32	Austin Timperman	F	6-9	180	Fr.-HS	The Woodlands, Texas/The Woodlands HS
41	Toby Van Ry	F	6-10	205	Sr.-1L	Fort Collins, Colo./ Northwest Tech [Kan.] CC

* - will sit out 2018-19 season due to NCAA transfer policies

Head Coach: Steve Henson (Third season • Kansas State, 1990)

Associate Head Coach: Mike Peck (Third season • Northwood, 1993)

Assistant Coach: Scott Thompson (Third season • Mississippi, 2002)

Assistant Coach: Adam Hood (Third season • Air Force, 2008)

Director of Operations: Jeff Luster (Fourth season • Tabor College, 1996)

Video Coordinator: Cale Brubaker (Third season • MidAmerican Nazarene, 2016)

Graduate Assistant: Austin Karrer (First season • UTSA, 2018)

Athletic Trainer: Josh Modica (Sixth season • Missouri State, 2010)

Strength & Conditioning Coach: Charlie Dudley (Eighth season • Oklahoma State, 1994)

Student Managers: PJ Minor, Gabe Sanchez, Quinton Henson, Danny Soto, Tarik Garcia, Jayson Shanafelt, Hector Garcia

PRONUNCIATION GUIDE

2	Jhivvan (jah-VON) Jackson
3	Byron Frohnen (FRO-nen)
4	Tamir (tuh-MEAR) Bynum (BYE-num)
5	Giovanni De Nicolao (day KNEE-co-lau)
10	Mitar (MEE-tar) Stanojevic (STAN-o-yeh-vick)
11	Adokiye (ah-DOKE-e-a) Iyaye (E-I-A)
13	Mateo (ma-TAY-oh) Escheik (ESS-check)
23	Atem (A-tim) Bior (BE-or)
41	Toby Van Ry (RYE)

SCOUTING THE RAZORBACKS

- Arkansas enters the game off a home loss last Saturday to C-USA power Western Kentucky, 78-77.
- The Razorbacks opened the year with an overtime loss vs. Texas before ripping off six consecutive wins leading into the WKU setback.
- Arkansas has averaged 86.1 points per game and a plus-14.6 scoring margin. The Razorbacks have shot 47.8 percent from the field and 36.1 from behind the arc, holding opponents to a 38-percent mark from the field and a 30.5 percentage from three-point land. Arkansas sports a +0.9 margin in rebounding, is averaging 39.9 boards and 18.9 assists per game, and committing 12.9 turnovers per outing.
- Sophomore 6-foot-11 forward Daniel Gafford leads the team with 18.5 points per game, adding 8.8 rebounds in 26.9 minutes per game. Freshman 6-5 guard Isaiah Joe averages 16.4 points and 2.8 rebounds, with sophomore 6-5 guard Mason Jones owning 14.4 points and 5.5 rebounds per game.

ROADRUNNERS VS. THE NATURAL STATE

- This will be UTSA's 29th all-time game vs. a team from the State of Arkansas, owning a 9-19 record vs. foes from the Natural State.
- UTSA has played Little Rock the most amongst foes in Arkansas, owning a 5-11 record vs. the Trojans.



A WIN WOULD ...

- Improve UTSA to 4-6 and give the Roadrunners wins in four of their last five games
- Make UTSA 1-5 in the series with Arkansas
- Give UTSA its first win over an SEC foe since the Roadrunners bested Texas A&M 80-75 in 2002 in College Station, when the Aggies were in the Big 12
- Make UTSA 2-2 in neutral-site gyms in 2018-19

THIRD SEASON OF THE STEVE HENSON ERA

- The 2018-19 season marks the third of the Steven Henson era at UTSA. Henson, who came to the Alamo City from Lon Kruger's staff at Oklahoma, has guided the Roadrunners to a 37-40 overall mark to this point. Under Henson's tutelage, UTSA won a program-best 11 Conference USA contests last season and picked up UTSA's second consecutive Conference USA Tournament win. Moreover, Henson coached Jhivvan Jackson to C-USA Freshman of the Year and Deon Lyle to league Sixth Player of the Year.

STATS COMPARISON

CATEGORY		
Overall Record	3-6	6-3
Conference Record	0-0	0-0
Home Record	1-3	5-1
Road Record	1-1	1-0
Neutral Site Record	1-2	0-1
Points Per Game	74.7	86.1
Opp. Points Per Game	77.8	71.5
Rebounds Per Game	39.1	39.9
Rebounding Margin	-0.9	+0.9
Field Goal Pct.	41.1	47.8
Opp. Field Goal Pct.	44.5	38.0
3-Point Pct.	31.1	36.1
Opp. 3-Point Pct.	36.5	30.5
Free Throw Pct.	74.4	62.7
Assists Per Game	11.1	18.9
Turnovers Per Game	14.3	12.9
Steals Per Game	7.1	5.5
Blocked Shots Per Game	2.0	2.4

LAST TIME OUT

UTSA 104, MID-AMERICA CHRISTIAN 74 // SAN ANTONIO // DEC. 8, 2018 // CONVOCATION CENTER

Score by Periods	1st	2nd	Total
Mid-America C.	39	35	74
UTSA	56	48	104

GAME LEADERS	UTSA	MACU
Points	Wallace - 35	Beauregard Jr. - 15
Rebounds	Frohn - 8	2 with 6
Assists	de Nicolao - 5	Black - 5

SAN ANTONIO - Keaton Wallace poured in a career-high 35 points and Jhivvan Jackson added 28 to lead UTSA to a 104-74 victory over Mid-America Christian on Saturday afternoon at the Convocation Center.

With the 30-point win, the largest margin of victory since a 125-64 triumph over Ottawa (Ariz.) last November, the Roadrunners improved to 3-6 on the season with their third victory in the last four contests.

Wallace made 12-of-16 shots to eclipse his previous career high of 24 set against Houston Baptist last season. The sophomore guard drained nine 3-pointers, the second-best single-game total in school history, en route to the Roadrunners' first 30-point outing since Deon Lyle had 33 at Rice on March 3, 2018. His 35 also marked the most points by a Roadrunner since J.R. Harris scored 36 on the strength of a school-record 10 3-pointers at UAB on Jan. 7, 2016, and it also stands as the second-highest point total by a Conference USA player this season.

Wallace nearly turned in a double-double, as the Dallas native had a career-high nine rebounds, three assists and a career-best three blocks in 33 minutes of action.

AVERAGING A POINT A MINUTE

- 2018 Conference USA Freshman of the Year Jhivvan Jackson made his return from a season-ending injury at the Gulf Coast Showcase on Nov. 19-21. The sophomore guard averaged 13.7 points in limited minutes (15.0 mpg) in the three neutral-site contests. Jackson drained nine 3-pointers and dished out five assists to help the Roadrunners to a 1-2 record, including scoring 21 on the strength of five treys to help UTSA to a 76-65 victory over Florida Gulf Coast on the final day of the tournament.
- In UTSA's win at Houston Baptist, Jackson went up to 21 minutes, collecting 21 points on a career-high 11 free throws. Days later in a rivalry matchup with Texas State, Jackson got off to a sluggish start but finished with a flourish, owning a team-high 22 points and connecting on five 3 pointers. In Saturday's win over Mid-America Christian, Jackson poured in 28 points.
- Jackson's 40-minute averages are staggering: 38.3 points, 4.4 rebounds and 3.8 assists. He is averaging 0.96 points per minute.
- Since returning Jackson to the rotation, UTSA has improved its points per game average (78.2 from 74.7), field goal percentage (42.9 from 41.1) and 3-point percentage (35.4 from 31.1).
- The second-team all-conference selection set the UTSA freshman scoring record with 534 points and led the team with 18.4 per game. He shot 43.1 percent from the field for the season and tallied three 30-point, 14 20-point and 25 double-figure scoring performances.

SOPHOMORE WALLACE A STEADY SCORER

- Sophomore guard Keaton Wallace has emerged as a steady scoring option for UTSA through the first nine games this season. The Dallas native leads the Roadrunners in scoring with 19.6 points per game and he has paced the team in points in five of the nine contests. Wallace has reached double figures seven times, including back-to-back 20-point showings against UC Irvine (23) and South Dakota State (21).
- Wallace was blistering hot in a win over Mid-America Christian on Dec. 8, setting career highs in points (35), 3-pointers (nine), rebounds (nine) and blocks (three). His nine treys marked the second-most in UTSA single-game history.
- In a matchup with rival Texas State on Dec. 1, Wallace logged a career high 39 minutes, collecting 19 points.
- A 2017-18 Conference USA All-Freshman Team selection, Wallace averaged 11.4 points in 35 games last season.

ELITE GUARD PLAY

- UTSA's two dynamic sophomore guards, Jhivvan Jackson and Keaton Wallace have shouldered the scoring load in 2018-19. While Wallace has been a fixture in the lineup, with team highs in minutes (33) and points per game (19.6), Jackson has returned from injury to come off the bench in the last six games. The duo is averaging 38.3 points per game, accounting for 51 percent of UTSA's offensive production per game.
- Since Jackson's return to the playing rotation on Nov. 19 vs. UC Irvine – the fourth game of the season – Wallace is averaging 22.8 points per game and 5.2 rebounds per outing, with the pair combining for 53 percent of UTSA's scoring punch over the last six games.

FROHNEN NEAR-DOUBLE-DOUBLES

- Junior forward Byron Frohn has opened the season with five near misses at registering a double-double, missing by no more than three points or rebounds. In a win at HBU, Frohn set a career high with 21 points on 10-of-12 shooting. In a thriller vs. Texas State, Frohn grabbed a season-high 12 rebounds.
- Frohn has totaled seven double-doubles in his 77 games and has missed 22 others by three or fewer points or rebounds.

Opponent	Points	Rebounds
St. Edwards	10	7
Oklahoma	9	10
Oklahoma State	11	9
South Dakota State	7	7
Mid-America Chr.	8	8

UTSA'S RECORD ...

SITUATION	2018-19	HENSON ERA
Overall	3-6	37-30
at home	1-3	24-10
on the road	1-1	9-24
neutral site	1-2	3-6
overtime games	0-0	1-0
decided by 10 pts. or less	1-3	18-19
decided by 5 pts. or less	1-2	12-11
following a win	1-1	16-20
following a loss	2-4	20-19
in November	2-5	9-12
in December	1-1	7-9
in January	0-0	7-8
in February	0-0	9-6
in March	0-0	5-5
Sunday	0-0	3-2
Monday	1-2	1-3
Tuesday	0-1	0-3
Wednesday	1-2	6-5
Thursday	0-0	9-13
Friday	0-0	2-2
Saturday	1-1	16-12
leads at half	1-0	28-8
trails at half	1-6	7-32
tied at half	1-0	2-0
scores less than 60	0-1	3-8
scores 60-69	0-3	10-16
scores 70-79	1-2	12-10
scores 80-89	1-0	5-4
scores 90+	1-0	6-2
opp. scores less than 60	0-0	12-2
opp. scores 60-69	1-2	15-4
opp. scores 70-79	1-1	7-14
opp. scores 80-89	1-2	3-11
opp. scores 90+	0-1	0-8
outrebounds opponent	3-2	26-14
opponent outrebounds	0-4	9-24
rebounds are equal	0-0	2-2
shooting 50%+ FG	1-0	10-0
shooting less than 50% FG	2-6	28-40
opp. shooting 50%+ FG	0-3	1-13
opp. shooting less than 50% FG	3-3	35-27
shooting 40%+ FG	2-1	26-14
opp. shooting 40%+ FG	1-3	17-32
shooting less than 40% FG	0-5	11-26
opp. shooting less than 40% FG	1-2	19-5
more FTA than opponent	0-3	16-10
fewer FTA than opponent	3-3	18-28
equal FTA	0-0	1-2
more TO than opponent	3-3	16-23
fewer TO than opponent	1-2	17-14
equal TO	0-0	5-2
games decided by 1-3 pts.	0-2	5-7
games decided by 4-6 pts.	1-0	9-6
games decided by 7-10 pts.	0-1	4-8
games decided by 11+ pts.	2-3	19-19

SENIOR SPREADS THE FLOOR

- Senior Nick Allen has emerged as a threat from virtually anywhere on the floor, as the Surprise, Ariz., native is averaging 8.6 points and 5.1 rebounds per game to go along with nine assists and five steals through the first nine contests. The 6-foot-8 forward is third on the team with 10 3-pointers and he is shooting at a 78-percent clip at the free-throw line.
- Allen opened the campaign with 15 points and eight rebounds against St. Edward's and he also has scored in double figures against Oklahoma (15), South Dakota State (12) and Florida Gulf Coast (13).

DE NICOLAO DOUBLE-DOUBLES

- Junior point guard Giovanni De Nicolao recorded his first career double-double in his 70th career game as the Italian scored 12 points and grabbed a career-high 10 rebounds against Oklahoma on Nov. 12. De Nicolao made four shots from the field, including two threes, and connected twice from the free-throw line. His 10 rebounds consisted of two offensive boards and eight on the defensive glass.
- De Nicolao is averaging 7.8 points, 4.4 rebounds and a team-high 3.4 assists per game this season.

DEFENDING HOME COURT

- Under head coach Steve Henson, UTSA has posted a 24-10 record at the Convocation Center. The Roadrunners went 11-3 at home in 2016-17 and 12-4 in 2017-18.
- Prior to the last two seasons, UTSA last posted consecutive 11-win home seasons when the program went 11-3 in 2008-09, 2009-10 and 2010-11 as members of the Southland Conference.
- The 1991-92 team was the last Roadrunners squad to win more than 12 games at the Convocation Center, finishing 14-1.

SEVEN NEW BIRDS

- Seven newcomers will don the UTSA Blue and Orange for the first time in 2018-19, including four freshmen, a sophomore and two transfers.
- The freshmen class is composed of Texas high school products Tamir Bynum (Lamar HS), Mateo Escheik (Prestonwood Christian Academy) and Austin Timperman (The Woodlands HS), along with Oklahoman Adokiye Iyaye (Oklahoma City/Putnam North HS).
- Sophomore Christian Plummer joined the team as walk-on out of Coppell HS.
- Junior college transfer forward Atem Bior (New Mexico Military Institute) is joined by four-year transfer Knox Hellums (Pepperdine) as newcomers to the junior class. Hellums is required to sit out the 2018-19 season due to NCAA transfer policies.

RODRIGUEZ'S RETURN TO FLOOR

- After suffering a season-ending knee injury in last year's opener, redshirt freshman Adrian Rodriguez is medically cleared for the 2018-19 season.
- Before suffering the injury, the 6-foot-7 forward from Tulsa, Okla., scored 10 points and grabbed eight rebounds in 14 minutes off the bench against East Central.
- The 6-foot-7 big man played 12 minutes against St. Edward's in the season lid-lifter, collecting five rebounds and dishing out a pair of assists. He followed that performance with six points and four boards in 16 minutes against Oklahoma. Rodriguez recorded five points in 10 minutes versus UC Irvine and two points and two boards in the victory over FGCU.

77 STRAIGHT STARTS

- Juniors Byron Frohnen and Giovanni De Nicolao are projected to make their 78th consecutive starts on Saturday vs. Arkansas. The first two signees of head coach Steve Henson in Spring 2016 have started all 77 games of their careers. Frohnen has started at both the small and power forward positions, while De Nicolao has been the stalwart at point guard.

3-POINT RECORD IN 2017-18

- After making just 172 3-pointers all of 2016-17, the 2017-18 Roadrunners set the UTSA single-season team record with 353. The previous record was 272 by the 2011-12 squad.
- The Roadrunners' 10.1 triples per game led Conference USA and ranked 19th in the NCAA.
- UTSA's 353 makes last season ranked fifth on the Conference USA single season list. The conference record is 375 by the 2007-08 Houston Cougars.
- Deon Lyle (who elected to depart the program to pursue a professional career in the Junior Basketball Association after his junior season), Jhivvan Jackson and Keaton Wallace lead the Roadrunners from deep with 96, 77 and 74 made triples, respectively. Junior point guard Giovanni De Nicolao made 36 and senior big man Nick Allen stepped out to hit 33 threes, which was 13 more than his first two seasons combined.
- Led by Wallace's 34 3-pointers, UTSA has made 70 threes through the first nine contests this season, an average of 7.7 per game.

UTSA SINGLE SEASON 3-POINT FIELD GOALS

RK	PLAYER	3FG	YEAR
1.	Marlon Anderson	96	1994-95
	Marlon Anderson	96	1995-96
	Deon Lyle	96	2017-18
4.	Ryan Bowie	81	2015-16
5.	Keith Horne	80	1990-91
	Melvin Johnson III	80	2010-11
7.	Jordan Sims	79	2013-14
8.	Darryl Eaton	78	1989-90
9.	Eric Cooper	77	1988-89
	JHIVVAN JACKSON	77	2017-18
11.	KEATON WALLACE	74	2017-18

746 STRAIGHT WITH A TREY

- UTSA has made at least one 3-point field goal in each of its last 746 consecutive games, which ranks as the 21st-longest streak in the nation. The last time the Roadrunners failed to connect from long range came on Jan. 5, 1994, in a 91-69 loss to Texas (0-for-6). To put the time frame in perspective: Bill Clinton had not yet completed his first full year as POTUS, Hero by Mariah Carey was on top of the Billboard Hot 100 chart, Mrs. Doubtfire was the No. 1 movie in the box office and the Dallas Cowboys were 15 days from winning Super Bowl XXVIII, 30-13, over the Buffalo Bills.

FROHNEN ON THE BOARDS

- Junior forward Byron Frohnen leads UTSA and ranks fourth in Conference USA with 8.0 rebounds per game through the first nine contests.
- The Las Vegas native has reached double figures on the boards in three games with 10 in the season opener against St. Edward's and 11 at Oklahoma State. In a rivalry tilt vs. Texas State, Frohnen grabbed 12 boards.
- Frohnen's 560 rebounds in 77 career games is seventh on the UTSA career list. He sits behind Bruce Wheatley (1987-90) for sixth (668) in career history.

UTSA CAREER REBOUNDING LIST

RK	PLAYER	REBOUNDS	GAMES	YEARS
1	Jeromie Hill	842	122	2010-15
2	Leon Watson	794	108	1996-00
3	McEverett Powers	760	115	1998-02
4	Devin Brown	751	105	1998-02
5	Derrick Gervin	684	80	1982-85
6	Bruce Wheatley	668	83	1987-90
7	BYRON FROHNEN	560	78	2016-PRES.
8	Devin Gibson	530	85	2007-11
9	Reggie Minnieweather	517	113	1998-02
10	Calvin Haynes	467	108	1983-87

THE SCHEDULE

- UTSA will play 13 non-conference games, highlighted by matchups against Oklahoma, Oklahoma State and Arkansas and three games at the Gulf Coast Showcase. In addition, the Roadrunners will face I-35 rival Texas State at home along with trips Texas A&M-Corpus Christi and Houston Baptist. Also included in the 13-game non-conference schedule are home games against St. Edward's, Mid-America Christian, Bethany and Southeastern Oklahoma State.
- The Roadrunners open their 18-game Conference USA slate on Thursday, Jan. 3, against in-state rival UTEP. The Roadrunners will play 13 additional league games before the innovative bonus play schedule is implemented for the final four games of the conference season.
- The 2019 Conference USA Championship will be held at the Ford Center at The Star in Frisco, Texas. The tournament commences on March 13 with the championship game slated for March 16.

HENSON AWARDED CONTRACT EXTENSION

- The University of Texas System Board of Regents approved on May 1 a contract extension for UTSA head men's basketball coach Steve Henson that will run through the 2023-24 season.
- The contract extends Henson's original deal an additional three seasons and raises his base salary from \$280,000 to \$325,000 per year.

UP NEXT

- UTSA will have a quick turnaround for a tilt on Monday vs. Bethany [Kan.] at 7 p.m. at the Convocation Center. The game will be broadcast live on CUSA.tv and on Ticket 760 AM, with the Voice of the Roadrunners, Andy Everett, calling the action. This will mark UTSA's second consecutive year facing Bethany after a 95-67 win over the Swedes in 2017-18.

IN THE LAST GAME

RECAP

UTSA104, MID-AMERICA CHRISTIAN 74 // DEC. 8, 2018 // CONVOCATION CENTER

SAN ANTONIO - Keaton Wallace poured in a career-high 35 points and Jhivvan Jackson added 28 to lead UTSA to a 104-74 victory over Mid-America Christian on Saturday afternoon at the Convocation Center.

With the 30-point win, the largest margin of victory since a 125-64 triumph over Ottawa (Ariz.) last November, the Roadrunners improved to 3-6 on the season with their third victory in the last four contests.

Wallace made 12-of-16 shots to eclipse his previous career high of 24 set against Houston Baptist last season. The sophomore guard drained nine 3-pointers, the second-best single-game total in school history, en route to the Roadrunners' first 30-point outing since Deon Lyle had 33 at Rice on March 3, 2018. His 35 also marked the most points by a Roadrunner since J.R. Harris scored 36 on the strength of a school-record 10 3-pointers at UAB on Jan. 7, 2016, and it also stands as the second-highest point total by a Conference USA player this season. Wallace nearly turned in a double-double, as the Dallas native had a career-high nine rebounds, three assists and a career-best three blocks in 33 minutes of action. Meanwhile, Jackson tallied a season-high 28 points behind four treys and the sophomore guard added six boards and three assists in just 25 minutes.

Adokiye Iyaye added a season-high 12 points on 4-of-6 shooting from the field and a 4-for-5 effort at the free-throw line, while Byron Frohnen pitched in with eight points and eight rebounds. Inserted into the starting lineup for the first time this season, Jackson scored 13 early points, including 11 straight on a layup and a trio of 3-pointers, to help the Roadrunners build a 27-17 advantage nine minutes into the first half.

RECAP

ARKANSAS 104, UTSA 71 // JAN. 4, 2014 // FAYETTEVILLE, ARK. // BUD WALTON

FAYETTEVILLE, Ark. — Devon Agusi scored a game-high 20 points, but Arkansas scored 40 points off turnovers and never trailed in a 104-71 victory on Saturday night at Bud Walton Arena.

Agusi was 7-of-11 from the floor, including a pair of 3-pointers, and a perfect 4-of-4 from the charity stripe for his second consecutive 20-point outing to go along with six rebounds and an assist in 28 minutes. Jordan Sims and Hyiji Thomas each added 12 points for the Roadrunners (4-9), who shot 41.1 percent from the floor.

It was the team-leading 10th time that Sims scored at least 10 points this season, while Thomas registered double-figures for the first time since a 24-point outing on Dec. 7. In addition, Phillip Jones tallied five points and a career-high 10 rebounds, including nine on the defensive end, to help UTSA hold a 44-40 edge on the glass.

Meanwhile, Bobby Portis led the Razorbacks (11-2), which extended their winning streak to seven games and claimed their 23rd consecutive home win, with 19 points and 10 boards on a perfect 8-of-8 shooting night. Rashad Madden added 15 points, while Michael Qualls chipped in 11.

Arkansas shot 50 percent from the field, forced 28 turnovers and scored 48 points in the paint.

UTSA vs MID-AMERICA

Mid-America Christian 74 • 6-3

#	Player	Total		3-Ptr		Rebounds		PF	TP	A	TO	Blk	Stl	Min
		FG-FGA	FT-FTA	FG-FGA	FT-FTA	Off	Def							
12	Kurnonovic, Tony	0-2	0-1	0-0	0-0	0	0	0	3	0	1	2	0	18
24	Bogle, Justin	5-9	3-7	0-0	0-0	0	6	1	13	4	2	0	1	30
21	William, Daniel	0-0	0-0	3-6	0-0	0	4	1	13	0	1	0	1	28
10	Black, Anthony	3-10	0-3	2-2	0-0	0	0	2	8	5	0	0	1	27
15	Upshaw, Cade	2-5	2-5	0-0	0-0	0	4	0	6	2	3	0	2	30
00	Gibbons, Will	4-8	1-2	1-2	4	2	6	2	10	0	1	0	1	15
04	Beauregard Jr., Char	5-13	1-4	4-4	2	1	3	4	15	1	0	0	2	26
30	Ford, Dominick	0-3	0-1	0-0	0	1	1	0	0	0	2	0	0	9
33	Woodson, Calon	0-0	0-0	0-0	0	0	0	0	0	1	0	0	0	2
34	Sawyer, Zach	1-1	1-1	0-0	0	0	0	0	3	0	1	0	0	2
35	Hammons, Britt	2-6	0-0	2-2	1	0	1	1	6	0	1	1	1	12
45	Young, Torrey	0-0	0-0	0-0	0	0	0	0	0	0	1	0	0	1
Team						4	1	5						
Totals		27-67	8-24	12-16	11	19	30	14	74	14	14	1	9	200
FG % 1st Half: 15-39		38.5%	2nd half: 12-28	42.9%	Game: 27-67	40.3%	Deadball							
3FG % 1st Half: 4-16		25.0%	2nd half: 4-8	50.0%	Game: 8-24	33.3%	Rebounds							
FT % 1st Half: 5-5		100.0%	2nd half: 7-11	63.6%	Game: 12-16	75.0%								

UTSA 104 • 3-6

#	Player	Total		3-Ptr		Rebounds		PF	TP	A	TO	Blk	Stl	Min
		FG-FGA	FT-FTA	FG-FGA	FT-FTA	Off	Def							
03	FROHNN, Byron	4-5	0-0	0-0	4	4	8	1	8	0	0	1	0	18
24	ALLEN, Nick	2-3	0-1	0-0	0	5	5	2	4	2	0	0	1	25
02	JACKSON, Jhivvan	11-21	4-11	2-2	1	5	6	2	28	3	4	0	0	30
05	DE NICOLAIO, Giovanni	3-6	0-2	1-2	0	2	2	2	7	5	3	0	1	30
22	WALLACE, Keaton	9-12	9-13	2-3	2	7	9	1	35	3	0	3	1	33
01	PLUMMER, Christian	0-1	0-1	0-0	0	0	0	0	0	0	0	0	0	4
04	BYNUM, Tamir	1-3	0-0	0-0	0	0	0	1	2	0	2	0	2	10
10	STANOJEVIC, Mitar	0-0	0-0	0-0	0	1	1	2	0	0	1	0	0	4
11	IYAYE, Adokiye	4-6	0-1	4-5	0	3	3	2	12	2	2	0	2	22
15	RODRIGUEZ, Adrian	1-1	0-0	0-0	0	0	0	1	2	1	0	0	0	7
23	BIOR, Atem	3-4	0-0	0-0	2	5	7	1	6	2	3	1	0	15
41	VAN RY, Toby	0-2	0-1	0-0	0	0	0	1	0	0	0	0	0	7
Team					1	0	1							
Totals		41-68	13-30	9-12	10	32	42	16	104	18	15	5	7	200
FG % 1st Half: 22-38		57.9%	2nd half: 19-30	63.3%	Game: 41-68	60.3%	Deadball							
3FG % 1st Half: 9-18		50.0%	2nd half: 4-12	33.3%	Game: 13-30	43.3%	Rebounds							
FT % 1st Half: 3-3		100.0%	2nd half: 6-9	66.7%	Game: 9-12	75.0%								

Officials: Kevin Mathis, Trey Styons, Chase Vaden

Technical fouls: Mid-America Christian-None. UTSA-None.

Attendance: 772

Score by periods	1st	2nd	Total
Mid-America Christian	39	35	74
UTSA	56	48	104

Last FG - MACMBB19 2nd-00:32, UTSA 2nd-00:05.

Largest lead - MACMBB19 by 11:16:19:16, UTSA by 31 2nd-00:40.

MACMBB19 led for 01:01, UTSA led for 38:38. Game was tied for 00:21.

Points	In Paint	Off T/O	2nd Chance	Fast Break	Bench
MACMBB19	26	14	9	8	34
UTSA	44	18	13	17	22

Score tied - 1 time.
Lead changed - 2 times.

LAST MEETING

BOX SCORE

UTSA AT ARKANSAS (1/4/14)

#	Player	Total		3-Ptr		Rebounds		PF	TP	A	TO	Blk	Stl	Min
		FG-FGA	FT-FTA	FG-FGA	FT-FTA	Off	Def							
24	Jones, Phillip	1-7	0-0	3-6	1	9	10	1	5	1	2	0	1	23
32	Sims, Jordan	4-14	3-11	1-5	2	1	3	3	12	0	1	0	2	29
20	McGregor, Edrico	1-2	0-0	2-4	3	4	7	4	4	0	2	0	0	15
00	Williams, James	1-7	0-4	0-0	0	1	1	0	2	2	4	0	0	18
01	Agusi, Devon	7-11	2-2	4-4	4	2	6	5	20	1	9	0	0	28
02	Thomas, Hyiji	2-4	0-1	8-12	1	3	4	2	12	1	4	0	0	22
11	Moore, Trey	0-0	0-0	0-0	0	0	0	0	0	3	0	0	0	3
15	O'Brien, Lucas	0-1	0-0	0-0	0	1	1	0	0	0	0	0	0	7
22	Matthews, George	2-5	0-2	0-0	1	0	1	0	4	0	0	0	1	16
31	Benford, Keith	2-2	1-1	0-0	1	0	1	0	5	0	0	0	0	3
42	Wood, Tyler	1-1	1-1	0-0	0	0	0	2	3	1	0	0	0	14
45	Sherman, Kaj-Bjorn	2-2	0-0	0-0	1	4	5	3	4	2	3	0	0	22
Team					3	2	5			3				
Totals		23-56	7-22	18-31	17	27	44	20	71	11	28	0	4	200
FG % 1st Half: 11-28		39.3%	2nd half: 12-28	42.9%	Game: 23-56	41.1%	Deadball							
3FG % 1st Half: 4-11		36.4%	2nd half: 3-11	27.3%	Game: 7-22	31.8%	Rebounds							
FT % 1st Half: 9-17		52.9%	2nd half: 9-14	64.3%	Game: 18-31	58.1%								

Arkansas 104 • 11-2

#	Player	Total		3-Ptr		Rebounds		PF	TP	A	TO	Blk	Stl	Min
		FG-FGA	FT-FTA	FG-FGA	FT-FTA	Off	Def							
04	Clarke, Coty	4-6	0-2	0-0	1	2	3	3	8	3	1	1	5	21
10	Portis, Bobby	8-8	0-0	3-4	3	7	10	0	19	3	0	3	2	23
00	Madden, Rashad	7-11	1-4	0-1	2	0	2	1	15	2	0	1	0	20
03	Scott, Rickey	3-3	0-0	4-5	2	1	3	1	6	3	1	0	0	16
12	Gulley, Fred	1-4	0-2	0-0	0	2	2	2	2	3	0	0	2	15
01	Wade, Mardarius	1-2	1-2	1-2	1	1	2	4	1	0	0	0	1	13
02	Harris, Alandise	3-6	1-2	0-0	0	3	3	1	7	3	2	0	1	14
05	Bell, Anthon	3-9	2-6	0-0	0	1	1	1	8	0	1	0	1	12
20	Haydar, Kikko	3-5	3-4	0-0	1	0	1	4	9	2	0	0	0	13
21	Watkins, Manuale	1-1	0-0	0-0	0	0	0	0	2	0	0	0	0	3
22	Williams, Jacorey	2-6	0-0	0-0	1	2	3	2	4	0	1	0	1	14
23	Wagner, Dequavious	0-2	0-2	0-0	0	0	0	0	0	0	0	0	0	4
24	Qualls, Michael	3-11	0-3	5-6	1	4	5	1	11	4	0	0	0	17
33	Kingsley, Moses	3-6	0-0	3-3	3	0	3	1	9	0	1	1	1	15
Team					1	1	2	1						
Totals		40-80	8-27	16-23	16	24	40	22	104	24	7	6	14	200
FG % 1st Half: 23-46		50.0%	2nd half: 17-34	50.0%	Game: 40-80	50.0%	Deadball							
3FG % 1st Half: 6-14		42.9%	2nd half: 2-13	15.4%	Game: 8-27	29.6%	Rebounds							
FT % 1st Half: 10-15		66.7%	2nd half: 6-8	75.0%	Game: 16-23	69.6%								

Officials: Kevin Feher, Chuck Jones, Rusty Phillips

Technical fouls: UTSA-None. Arkansas-TEAM.

Attendance: 13045

UTSA IN THE NCAA / C-USA TEAM RANKINGS

(as of Dec. 8, 2018)

Category	NCAA Rank	C-USA Rank	Value
3-pt Field Goal Attempts	112	7	225
Assist Turnover Ratio	311	10	0.78
Assists Per Game	308	12	11.1
Blocked Shots Per Game	316	13	2.0
Defensive Rebounds per Game	110	7	27.22
Fewest Fouls	147	4	160
Fewest Turnovers	207	8	129
Field-Goal Percentage	300	12	41.1
Field-Goal Percentage Defense	237	10	44.5
Free Throw Attempts	271	11	156
Free Throws Made	213	9	116
Free-Throw Percentage	47	2	74.4
Offensive Rebounds Per Game	96	6	11.89
Personal Fouls Per Game	139	3	17.8
Rebound Margin	243	11	-0.9
Scoring Defense	288	11	77.8
Scoring Margin	269	11	-3.1
Scoring Offense	184	7	74.7
Steals Per Game	117	7	7.1
Three Pt FG Defense	285	14	36.5
Three-Point Field Goals Per Game	176	8	7.8
Three-Point Field-Goal Percentage	268	10	31.1
Total 3-point FGM	176	8	70
Total Assists	294	11	100
Total Blocks	319	13	18
Total Rebounds	119	7	352
Total Rebounds Per Game	76	5	39.11
Total Steals	120	7	64
Turnover Margin	233	8	-0.8
Turnovers Forced	213	10	13.56
Turnovers Per Game	236	10	14.3
Won-Lost Percentage	274	11	33.3

UTSA IN C-USA INDIVIDUAL RANKINGS

(Top 20 only // as of Dec. 8, 2018)

Byron Frohnen	Rank	Value
Rebounding	4	8.0
Keaton Wallace	Rank	Value
Scoring	5	176
3-point field goal attempts	1	86
3-point field goals made	1	34
3-point field goal percentage	3	39.5
Free throw percentage	5	85.7
Minutes per game	9	32.53
Scoring	19	17.6

UTSA INDIVIDUAL MISCELLANEOUS STATISTICS

DOUBLE FIGURE SCORING GAMES

Player	15-16	16-17	17-18	18-19	Total
Allen	4	5	17	4	30
Bior	x	x	x	1	1
Bynum	x	x	x	0	0
De Nicolao	x	12	15	3	30
Escheik	x	x	x	0	0
Frohn	x	14	9	3	26
Iyaye	x	x	x	2	2
Jackson	x	x	25	6	31
Plummer	x	x	x	0	0
Rodriguez	x	x	1	0	1
Stanojevic	x	1	1	0	2
Timperman	x	x	x	x	--
Van Ry	x	x	0	0	0
Wallace	x	x	21	8	30

20-POINT SCORING GAMES

Player	15-16	16-17	17-18	18-19	Total
Allen	0	0	0	0	0
Bior	x	x	x	0	0
Bynum	x	x	x	0	0
De Nicolao	0	0	0	0	0
Escheik	x	x	x	0	0
Frohn	x	x	0	1	1
Iyaye	x	x	x	0	0
Jackson	x	x	14	4	18
Rodriguez	x	x	0	0	0
Plummer	x	x	x	0	0
Stanojevic	x	x	0	0	0
Timperman	x	x	x	x	--
Van Ry	x	x	0	0	0
Wallace	x	x	5	4	9

DOUBLE FIGURE REBOUNDING GAMES

Player	15-16	16-17	17-18	18-19	Total
Allen	x	2	2	0	4
Bior	x	x	x	0	0
Bynum	x	x	x	0	0
De Nicolao	x	0	0	1	1
Escheik	x	x	x	0	0
Frohn	x	x	6	2	8
Iyaye	x	x	x	0	0
Jackson	x	x	0	0	0
Rodriguez	x	x	0	0	0
Plummer	x	x	x	0	0
Stanojevic	x	0	0	0	0
Timperman	x	x	x	--	--
Van Ry	x	x	0	0	0
Wallace	x	x	0	0	0

DOUBLE-DOUBLES

Player	15-16	16-17	17-18	18-19	Total
Allen	x	2	1	0	3
Bior	x	x	x	0	0
Bynum	x	x	x	0	0
De Nicolao	x	0	0	1	1
Escheik	x	x	x	0	0
Frohn	x	5	2	0	7
Iyaye	x	x	x	0	0
Jackson	x	x	0	0	0
Rodriguez	x	x	0	0	0
Plummer	x	x	x	0	0
Stanojevic	x	0	0	0	0
Timperman	x	x	x	--	--
Van Ry	x	x	0	0	0
Wallace	x	x	0	0	0

UTSA SINGLE-GAME RECORDS

POINTS

52 by Roderic Hall vs. Maine (12/6/97)

FIELD GOALS MADE

22 by Derrick Gervin vs. Baylor (1/2/85)

FIELD GOALS ATTEMPTED

32 by Derrick Gervin vs. Baylor (1/2/85)

HIGHEST FIELD GOAL PERCENTAGE (min. 10 att.)

92.0% (12-13) by Leon Watson vs. Texas College (11/22/98)

FREE THROWS MADE

20 by McEverett Powers vs. Texas-Arlington (1/24/02)

FREE THROWS ATTEMPTED

26 by McEverett Powers vs. Texas-Arlington (1/24/02)

FREE THROW PERCENTAGE (min. 10 att.)

100% (14-14) by Afis Olajuwon vs. Sam Houston St. (1/9/93)

100% (10-10) by Steve Meyer vs. UTPA (12/9/97)

100% (10-10) by Travis Gabbidon vs. Colgate (1/2/09)

100% (10-10) by Omar Johnson vs. Central Arkansas (2/11/09)

100% (11-11) by Devin Gibson vs. Samford (12/20/10)

100% (13-13) by Keon Lewis vs. Texas A&M-Corpus Christi (11/23/13)

100% (12-12) by Keon Lewis vs. UTPA (12/7/13)

100% (10-10) by Jeff Beverly vs. Texas State (11/25/16)

REBOUNDS

25 by Lennell Moore vs. Centenary (1/5/87)

3-POINT FGS MADE

10 by J.R. Harris at UAB (1/7/16)

3-POINT FGS ATTEMPTED

17 by Marlon Anderson vs. Colorado (12/22/95)

ASSISTS

14 by Issy Washington vs. Jarvis Christian (11/29/86)

STEALS

8 by Taju Olajuwon vs. Samford (1/19/91)

8 by Kurt Attaway vs. Southeastern Louisiana (3/5/04)

BLOCKED SHOTS

6 by Tom Oswald vs. UL Monroe (1/20/96)

TURNOVERS

12 by Andrew Francis vs. Northwestern St. (1/13/07)

12 by Devin Gibson vs. Arkansas (12/12/07)

MISCELLANEOUS STATISTICS

Current Streak Won 1
 Current Home Streak Won 1
 Current Road/Neutral Streak Won 2
 Last Win Dec. 8, 2018 vs. MACU (104-74)
 Last Home Win Dec. 8, 2018 vs. MACU (104-74)
 Last Road Win Nov. 26, 2018 at HBU (86-82)
 Last Neutral Win Nov. 21, 2018 vs. FGCU (76-65)
 Last Loss Dec. 1, 2018 vs. Texas State (68-69)
 Last Home Loss Dec. 1, 2018 vs. Texas State (68-69)
 Last Road Loss Nov. 14, 2018 at Oklahoma State (60-82)
 Last Neutral Loss Nov. 20 vs. South Dakota State (99-79)

2018-19 RECORD BY STARTING LINEUP

De Nicolao, Wallace
 Frohnen, Bior, Allen 2-6
 De Nicolao, Wallace, Frohnen, Allen, Jackson 1-0

LEADING THE TEAM

- Following is the number of times a player led UTSA in scoring, rebounding, assists and steals this season.
- If two or more players tied for the team lead, all were credited for that game:

Player	Pts.	Reb.	Ast.	Stl.
Nick Allen	1	2	1	0
Atem Bior	0	1	0	2
Tamir Bynum	0	0	0	1
Giovanni De Nicolao	0	2	5	4
Mateo Escheik	0	0	0	0
Byron Frohnen	2	7	1	4
Adokiye Iyaye	0	0	0	1
Jhivvan Jackson	3	0	1	1
Christian Plummer	0	0	0	0
Adrian Rodriguez	0	0	0	0
Mitar Stanojevic	0	0	0	0
Austin Timperman	0	0	0	0
Toby Van Ry	0	0	0	0
Keaton Wallace	5	0	3	2

2018-19 UTSA SPECIALTY STATISTICS

OPPONENT	POINTS VIA					TIES	LEADS	W-L, SCORE	LEADS OVERCOME
	T/O	2ND CH	PAINT	FASTB	BENCH				
St. Edward's	19	18	52	12	19	4	4	L, 76-77	lost 2, 1st-03:39
Oklahoma	20	11	32	8	11	4	2	L, 67-87	lost 4, 2nd-14:05
at Oklahoma State	18	20	32	11	19	1	3	L, 60-82	lost 10, 1st-14:52
vs. UC Irvine	11	6	18	4	21	0	1	L, 56-65	lost 25 2nd-17:34
vs. South Dakota St.	6	9	24	2	20	4	1	L, 79-99	lost 25 2nd-07:35
vs. FCGU	12	14	30	2	32	5	3	W, 76-55	trailed by 8 1st-9:50
at Houston Baptist	20	8	40	24	26	4	3	W, 86-82	trailed by 11 2nd-16:28
Texas State	11	4	22	12	22	6	6	L, 68-69	lost 6 1st-07:47
Mid-America Christian	18	13	44	17	22	0	1	W, 104-74	trailed by 1 1st-19:16
vs. Arkansas									
Bethany									
at A&M-Corpus Christi									
SE Oklahoma State									
UTEP									
at UTEP									
Rice									
North Texas									
at Middle Tennessee									
UAB									
Charlotte									
Old Dominion									
at Western Kentucky									
at Marshall									
FIU									
Florida Atlantic									
at Southern Miss									
at Louisiana Tech									
C-USA Bonus Play 1									
C-USA Bonus Play 2									
C-USA Bonus Play 3									
C-USA Bonus Play 4									

GAME MARGINS

	1	2	3	4	5	6	7	8	9	10	11	12	13	14	15+
Wins by	0	--	--	1	--	--	--	--	--	--	1	--	--	--	1
Losses by	2	--	--	--	--	--	--	--	1	1	--	--	--	--	2

UTSA IN GAMES DECIDED BY

1-5 points	1-3	11-19 points	1-0
6-10 points	0-1	20 or more	1-2

UTSA TOP INDIVIDUAL PERFORMANCES

POINTS 35, Keaton Wallace
 vs. Mid-America Christian (12/8/18)

STEALS 6, Giovanni De Nicolao
 vs. St. Edward's (11/07/18)

REBOUNDS 12, Byron Frohnen
 vs. TXST (12/1/18)

BLOCKS 3, Keaton Wallace
 vs. Mid-America Christian (12/8/18)

ASSISTS 7, Giovanni De Nicolao
 at HBU (11/26/18)

FIELD GOAL PERCENTAGE (MIN. 5 MAKES)
 83.3% (10 of 12), Byron Frohnen
 at HBU (11/26/18)

2018-19 UTSA SEASON HIGHS

INDIVIDUAL

Points	35	Keaton Wallace vs. Mid-America Christian (12/8/18)
	28	Jhivvan Jackson vs. Mid-America Christian (12/8/18)
Field Goals Made	12	Keaton Wallace vs. Mid-America Christian (12/8/18)
Field Goal Att.	21	Jhivvan Jackson vs. Mid-America Christian (12/8/18)
	20	Keaton Wallace vs. Mid-America Christian (12/8/18)
	20	Keaton Wallace vs FGCU (11/21/18)
	20	Keaton Wallace vs St. Edward's (11/07/18)
FG Pct (min 5 made)	.833	(10-12) Byron Frohnen at HBU (11/26/18)
3-Point FG Made	9	Keaton Wallace vs. Mid-America Christian (12/8/18)
3-Point FG Att.	13	Keaton Wallace vs. Mid-America Christian (12/8/18)
	12	Keaton Wallace vs Oklahoma (11/12/18)
	12	Keaton Wallace vs St. Edward's (11/07/18)
3-Pt FG Pct (min 2 made)	.692	Keaton Wallace (9-13) vs. Mid-America C (12/8/18)
Free Throws Made	11	Jhivvan Jackson at HBU (11/26/18)
Free Throw Att.	12	Jhivvan Jackson at HBU (11/26/18)
FT Pct (min 3 made)	1.000	(5-5) Giovanni De Nicolao vs. Texas State (12/1/18)
Rebounds	12	Byron Frohnen vs. Texas State (12/1/18)
Assists	7	Giovanni De Nicolao at HBU (11/26/18)
Steals	5	Byron Frohnen at Oklahoma St. (11/14/18)
	4	Giovanni De Nicolao vs St. Edward's (11/07/18)
Blocked Shots	3	Keaton Wallace vs. Mid-America Christian (12/8/18)
Turnovers	7	Giovanni De Nicolao vs Oklahoma (11/12/18)
Fouls	5	Giovanni De Nicolao at HBU (11/26/18)
	5	Nick Allen at HBU (11/26/18)
Minutes	39	Keaton Wallace vs. Texas State (12/1/18)

TEAM

POINTS	104	vs. Mid-America Christian (12/8/18)
FIELD GOALS MADE	41	vs. Mid-America Christian (12/8/18)
FIELD GOAL ATTEMPTS	74	St. Edward's (11/07/18)
FIELD GOAL PERCENTAGE	.603 (41-68)	vs. Mid-America Christian (12/8/18)
3 PT FIELD GOALS MADE	13	vs. Mid-America Christian (12/8/18)
3 PT FG ATTEMPTS	30	vs. Mid-America Christian (12/8/18)
	30	vs South Dakota St. (11/20/18)
3 PT FG PERCENTAGE	.455 (10-22)	vs FGCU (11/21/18)
	.433 (13-30)	vs. Mid-America Christian (12/8/18)
FREE THROWS MADE	22	vs South Dakota St. (11/20/18)
FREE THROW ATTEMPTS	32	at HBU (11/26/18)
FREE THROW PERCENTAGE	.952 (20-21)	vs. Texas State (12/1/18)
REBOUNDS	48	St. Edward's (11/07/18)
ASSISTS	18	vs. Mid-America Christian (12/8/18)
STEALS	11	at Oklahoma St. (11/14/18)
BLOCKED SHOTS	5	vs. Mid-America Christian (12/8/18)
TURNOVERS	20	Oklahoma (11/12/18)
FOULS	18	vs South Dakota St. (11/20/18)
	18	at Oklahoma St. (11/14/18)
	18	St. Edward's (11/07/18)

2018-19 UTSA DOUBLE-DOUBLES

Giovanni De Nicolao, vs. Oklahoma -- 12 points, 10 rebounds (11/12/18)

2018-19 OPPONENT SEASON HIGHS

INDIVIDUAL

Points	41	Mike Daum, South Dakota St. (11/20/18)
Field Goals Made	14	Mike Daum, South Dakota St. (11/20/18)
Field Goal Att.	25	Mike Daum, South Dakota St. (11/20/18)
FG Pct (min 5 made)	.909 (10-11)	Skyler Flatten, South Dakota St. (11/20/18)
3-Point FG Made	6	Skyler Flatten, South Dakota St. (11/20/18)
3-Point FG Att.	7	Aaron Calixte, Oklahoma (11/12/18)
	12	Mike Daum, South Dakota St. (11/20/18)
3-Pt FG Pct (min 2 made)	1.000 (6-6)	Skyler Flatten, South Dakota St. (11/20/18)
Free Throws Made	8	3 times
Free Throw Att.	11	Christian Carlyle, FGCU (11/21/18)
FT Pct (min 3 made)	1.000 (8-8)	Mike Daum, South Dakota St. (11/20/18)
Rebounds	11	Brady Ernst, FGCU (11/21/18)
	11	Kristian Doolittle, Oklahoma (11/12/18)
	11	Brady Manek, Oklahoma (11/12/18)
Assists	8	Jaylen Sheard, Texas State (12/1/18)
Steals	6	Dorian Lopez, St. Edward's (11/07/18)
Blocked Shots	4	Yor Anei at Oklahoma St. (11/14/18)
Turnovers	5	August Haas, St. Edward's (11/07/18)
Fouls	4	10 times

TEAM

POINTS	99	South Dakota St. (11/20/18)
FIELD GOALS MADE	36	South Dakota St. (11/20/18)
FIELD GOAL ATTEMPTS	69	Oklahoma (11/12/18)
FIELD GOAL PERCENTAGE	.600 (36-60)	South Dakota St. (11/20/18)
3 PT FIELD GOALS MADE	13	South Dakota St. (11/20/18)
3 PT FG ATTEMPTS	35	St. Edward's (11/07/18)
3 PT FG PERCENTAGE	.520 (13-25)	South Dakota St. (11/20/18)
FREE THROWS MADE	22	HBU (11/26/18)
FREE THROW ATTEMPTS	33	HBU (11/26/18)
FREE THROW PERCENTAGE	.824 (14-17)	South Dakota St. (11/20/18)
REBOUNDS	46	UC Irvine (11/19/18)
ASSISTS	20	Oklahoma St. (11/14/18)
STEALS	9	Mid-America Christian (12/8/18)
BLOCKED SHOTS	5	Oklahoma (11/12/18)
TURNOVERS	16	St. Edward's (11/07/18)
FOULS	24	HBU (11/26/18)

2018-19 OPPONENT DOUBLE-DOUBLES

Ian DuBose, HBU - 15 points, 10 rebounds (11/26/18)
Mike Daum, South Dakota State -- 41 points, 10 rebounds (11/20/18)
Brady Manek, Oklahoma -- 10 points, 11 rebounds (11/12/18)
Cameron McGriff, Oklahoma State -- 20 points, 10 rebounds (11/14/18)



STEVE HENSON

Kansas State, 1990 | Second Season AT UTSA & Overall
37-40 career record | 19-17 C-USA | 24-10 Home

PERSONAL DATA

Birthplace:
Junction City, Kan.
Wife: Cindy
Sons: Quinton, Pearson

2017-18

2017-18 CONFERENCE USA COACH OF THE YEAR

- Guided UTSA to an 20-15 overall record -- the program's most wins since 2010-11.
- Led UTSA to the CollegelInsider.com Postseason Tournament (CIT), which was UTSA's first postseason appearance since the 2011 NCAA Tournament.
- CIT first round win was the second postseason victory in program and UTSA athletics history.
- Won an opening round C-USA tournament game for second consecutive season -- UTSA's only two C-USA tourney wins since joining the conference.
- 11 Conference USA wins was the most by the Roadrunners since joining C-USA.
- Plus-six win improvement over last season after a plus-nine win improvement in year one.
- Developed Conference USA Freshman of the Year Jhivvan Jackson and Conference USA Sixth Player of the Year Deon Lyle. Jackson was also a second team All-Conference USA and All-Freshman Team selection. Keaton Wallace was an All-Freshman Team honoree.
- Led the Roadrunners to the No. 5 seed in the Conference USA Championship after being selected ninth in the preseason poll.
- Posted an 11-3 home record and won five C-USA road games.
- UTSA broke school record for 3-pointers in a season with 353.
- Led UTSA to a top-200 RPI ranking.
- Has recruited and coached four of UTSA's top 10 freshman scorers, including Jackson (record holder) and Wallace (fourth).

Overall

- Named the sixth head men's basketball coach in UTSA history on April 1, 2016.
- Led UTSA to a plus-nine win improvement in first season, going from five wins in season prior to arrival to 14 wins.
- Included in the 14 wins were a school record-tying eight Conference USA victories, the program's first C-USA tournament win and a triumph over I-35 rival Texas State. UTSA defeated three of the C-USA's top four team with its wins over Louisiana Tech, Old Dominion and UTEP.
- Directed the Roadrunners to one of the most improved defensive teams in the nation in 2016-17. In the year prior to arrival, UTSA ranked in the bottom five of Division I, allowing opponents to shoot 50.8 percent from the field and 40.8 percent behind the arc en route to 84.3 points per game. Under Henson's tutelage, the Roadrunners cut those numbers down to 43.4 percent shooting from the field, 35 percent behind the arc and just 69.4 points allowed per game. The team's 69.4 points allowed ranked in the top third of Division I and UTSA limited opponents to fewer than 60 points nine times after doing so just once the year prior.
- Henson's 2016-17 UTSA squad also ranked among the best in the nation on the glass, where it led Conference USA with 39.2 rebounds per outing, ranking 27th in NCAA. The Roadrunners were particularly effective on the offensive glass and ranked 26th in the nation with 12.9 offensive boards per game. The squad also ranked in the top 100 for total rebounds and defensive rebounds per game.
- Coached 2016-17 C-USA All-Freshman Team selection Byron Frohnen, 2017-18 C-USA Freshman of the Year, second team All-CUSA and C-USA All-Freshman Team selection Jhivvan Jackson, 2017-18 C-USA All-Freshman Team honoree Keaton Wallace.
- Spent five seasons on Lon Kruger's staff at Oklahoma (2011-16), helping guide the squad to four consecutive 20-win seasons and NCAA Tournament berths, culminating this spring with the program's fifth appearance in the Final Four and its first since 2002.
- Mentored 2015-16 National Player of the Year and Buddy Hield, who was selected No. 6 overall by the New Orleans Pelicans in the NBA Draft.
- Inducted into the Kansas Sports Hall of Fame in October 2009 and the Kansas State Athletics Hall of Fame in October 2013.

COACHING EXPERIENCE

2016-Present: Head Coach, UTSA
2011-16: Assistant Coach, Oklahoma
2004-11: Assistant Coach, UNLV
2003-04: Assistant Coach, South Florida
2002-03: Assistant Coach, Atlanta Hawks
2001-02: Advance Scout, Atlanta Hawks
1999-2000: Assistant Coach, Illinois

PLAYING EXPERIENCE

Professional
1999: Scavolini Pesaro (Italy)
1999: Detroit Pistons
1998-99: Panionios (Greece)
1998: Detroit Pistons
1997-98: Grand Rapids Hoops (CBA)
1995-97: Virtus Roma (Italy)
1994-95: Portland Trail Blazers
1994: Mexico City Aztecas (CBA)
1994: Fargo-Moorhead Fever (CBA)
1993-94: Rapid City Thrillers (CBA)
1993: Charlotte Hornets
1992-93: Atlanta Hawks
1992: La Crosse Catbirds (CBA)
1990-92: Milwaukee Bucks
Collegiate
1986-90: Kansas State
High School
1982-86: McPherson [Kan.] High School

THE LAST TIME ...

TEAM

Played a ranked team

vs. #25 Middle Tennessee (L, 86-70) (03/09/17)

Beat a ranked team

at #13 Arizona State (W, 87-85) (12/18/94)

Lost to a ranked team at home

vs. #18 Arkansas (L, 42-71) (11/30/81)

Lost to a ranked team on road

at #15 Texas (L, 37-58) (11/12/08)

Lost to a ranked team at neutral site

vs. #25 Middle Tennessee (L, 86-70) (03/09/17)

Played an overtime game

at Charlotte (OT) (W, 97-89) (02/17/18)

Played a double-overtime game

at Charlotte (L, 108-114) (02/25/16)

Scored 130+ points

UTSA: 136 vs. East Central (W, 136-68) (11/22/08)

Opp: N/A

Scored 120+ points

UTSA: 125 vs. Ottawa (W, 125-64) (11/30/17)

Opp: 121 vs. Centenary (L, 116-121) (1/4/90)

Scored 110+ points

UTSA: 125 vs. Ottawa (W, 125-64) (11/30/17)

Opp: 114 at Charlotte (L, 108-114) (02/25/16)

Scored 100+ points

UTSA: 104 vs. Mid-America Christian (W, 104-74) (12/8/18)

Opp: 100 at Old Dominion (L, 62-100) (02/15/18)

Scored 90+ points

UTSA: 104 vs. Mid-America Christian (W, 104-74) (12/8/18)

Opp: 95 n. Marshall (L, 81-95) (03/08/18)

Scored less than 50 points

UTSA: 39 at UTEP (L, 39-59) (01/21/17)

Opp: 48 vs. Texas State (W, 63-48) (11/25/16)

Shot 70+ percent from field

UTSA: N/A

Opp: 70.0% (42-60), UAB (01/07/16)

Shot 60+ percent from field

UTSA: 60.3% (41-68), Mid-America Christian (12/8/18)

Opp: 60.4% (32-53), Louisiana Tech (02/18/16)

Shot 50+ percent from field

UTSA: 60.3% (41-68), Mid-America Christian (12/8/18)

Opp: 40% (26-64) TXST (12/1/18)

Shot less than 40 percent from field

UTSA: 36% (20-55) vs. TXST (12/1/18)

Opp: 39.3% (22-56), FGCU (11/21/18)

Shot less than 30 percent from field

UTSA: 24.1% (14-58) at UTEP (01/21/17)

Opp: 29.6% (21-71), Ottawa (11/30/17)

Shot less than 25 percent from field

UTSA: 24.1% (14-58) at UTEP (01/21/17)

Opp: 23.8% (15-63), Jarvis Christian (1/25/12)

Did not make a 3-pointer

UTSA: vs. Texas (01/05/94)

Opp: at Nicholls (01/14/09)

Won by 20+ points

UTSA: (30) (104-74), vs. Mid-America Christian (12/8/18)

Opp: (20) (99-79), vs. South Dakota State (11/20/18)

Won by 30+ points

UTSA: (30) (104-74), vs. Mid-America Christian (12/8/18)

Opp: (38) (100-62), at Old Dominion (02/15/18)

Won by 40+ points

UTSA: (61) 125-64 vs. Ottawa (11/30/17)

Opp: (66) 50-116 at Texas (12/08/15)

Won by 50+ points

UTSA: (61) 125-64 vs. Ottawa (11/30/17)

Opp: (66) 50-116 at Texas (12/08/15)

Won by 60+ points

UTSA: (61) 125-64 vs. Ottawa (11/30/17)

Opp: (66) 50-116 at Texas (12/08/15)

Scored 50+ points in a half

UTSA: 56 (1st), W, 104-74 vs. Mid-America Christian (12/8/18)

Opp: 52 (1st) L, 81-95 n. Marshall (03/08/18)

Scored 50 points in both halves

UTSA: 62 (1st), 63 (2nd) 125-64 vs. Ottawa (11/30/17)

Opp: 52 (1st), 57 (2nd), Marshall (02/06/16)

Had 5+ players score in double digits

UTSA: Byron Frohnen (16), Nick Allen (16), George Willborn III (16), Giovanni De Nicolao (13), Keaton Wallace (13)

n. Marshall (03/08/18)

Opp: Brian Bear Jr. (20), Trejon Jacob (16), Eric Lockett (15),

Michael Douglas (10), Osasumwen (10) vs. FIU (01/11/18)

Had 2+ 20-point scorers

UTSA: Keaton Wallace (35), Jhivvan Jackson (28)

vs. Mid-America Christian (12/8/18)

Opp: Mike Daum (41), Skyler Flatten (28) South Dakota State

(11/20/18)

Had 3+ 20-point scorers

UTSA: Jhivvan Jackson (21), Byron Frohnen (21), Keaton

Wallace (20) at HBU (11/26/18)

Opp: Curran Scott (22), Jon Davis (21), Joseph Uchebo (21),

Charlotte (02/25/16)

PLAYER

Scored 50+ points

UTSA: 52, Roderic Hall, vs. Maine (12/6/97)

Opp: 61, Wayman Tisdale, Oklahoma (12/28/83)

Scored 40+ points

UTSA: 52, Roderic Hall, vs. Maine (12/6/97)

Opp: 41, Mike Daum, South Dakota State (11/20/18)

Scored 30+ points

UTSA: 35, Keaton Wallace, vs. Mid-America Christian (12/8/18)

Opp: 41, Mike Daum, South Dakota State (11/20/18)

Recorded a triple-double

UTSA: Devin Gibson, (28 pts, 10 reb, 10 ast) vs. Samford (3/9/11)

Opp: Maurice Baker, Oklahoma State (19 pts, 14 reb, 10 ast) (1/3/01)

Recorded a double-double

UTSA: Giovanni De Nicolao (12 pts, 10 reb) vs. Oklahoma (11/12/18)

Opp: 41, Mike Daum, South Dakota State (11/20/18)

Two players recorded a double-double

UTSA: Nick Allen (17 pts, 14 reb), Byron Frohnen (11 pts, 11 reb)

at Fresno State (11/11/16)

Opp: B.J. Stith (36 pts, 10 reb), at Old Dominion (02/15/18) &

Ahmad Caver (15 pts, 10 ast), at Old Dominion (02/15/18)

Recorded 20+ rebounds

UTSA: 20, Clarence McGee, vs Hardin-Simmons (2/27/88)

Opp: 22, Wayman Tisdale, Oklahoma (12/28/83)

Recorded 15+ rebounds

UTSA: 15, Kaj-Björn Sherman at Florida Atlantic (2/7/15)

Opp: 16, David Caraher, Houston Baptist (12/09/17)

Recorded 20+pts/20+reb

UTSA: Clarence McGee (20 pts, 20 reb), vs. Hardin-Simmons (2/27/88)

Opp: Wayman Tisdale (61 pts, 22 reb), Oklahoma, (12/28/83)

Recorded 10+ assists

UTSA: 11, Keaton Wallace, at UAB (01/27/18)

Opp: 10, Ahmad Caver, at Old Dominion (02/15/18)

Made 8+ 3-pointers

UTSA: 9, Keaton Wallace, vs. Mid-America Christian (12/8/18)

Opp: 8, Devonté Lacy, Washington State (12/6/14)

Made 7+ 3-pointers

UTSA: 9, Keaton Wallace, vs. Mid-America Christian (12/8/18)

Opp: 7, Kevin Holland at Southern Miss (01/06/18)

Made 6+ 3-pointers

UTSA: 9, Keaton Wallace, vs. Mid-America Christian (12/8/18)

Opp: 6, Skyler Flatten, South Dakota State (11/20/18)

Made 15+ free throws

UTSA: 16, Michael Hale III at Seattle (1/24/13)

Opp: 15, Akeem Richmond, East Carolina (2/8/14)

Made 10+ free throws

UTSA: 14, Jhivvan Jackson, at Tulsa (11/28/16)

Opp: 11, Ajdin Penava n. Marshall (03/08/18)

Recorded 10+ blocks

UTSA: N/A

Opp: 13, Wojciech Myrda, Louisiana-Monroe (1/17/02)

Recorded 5+ blocks

UTSA: 7, Anthony Fuqua, vs. Nicholls State (1/14/05)

Opp: 5, Osasumwen Osaghae, FIU (01/11/18)

Recorded 5+ steals

UTSA: 5, Byron Frohnen at Oklahoma State (11/14/18)

Opp: 6, Dorian Lopez, St. Edwards (11/7/18)

Played every minute (regulation)

UTSA: J.R. Harris, Ryan Bowie vs. Florida Atlantic (03/08/16)

Opp: Jon Davis, at Charlotte (02/17/18)

Two players played every minute (regulation)

UTSA: J.R. Harris, Ryan Bowie vs. Florida Atlantic (03/08/16)

Opp: Jon Elmore n. Marshall (03/08/18)

Played every minute (+OT)

UTSA: Jordan Sims, at Tulsa (3/2/14)

Opp: Jon Davis, at Charlotte (02/17/18)

Played every minute (+20T)

UTSA: N/A

Opp: Jon Davis, Charlotte (02/25/16)

Fouled out

UTSA: Nick Allen & Giovanni De Nicolao at HBU (11/26/18)

Opp: Jame Harrison, Josh Nzeakor, vs. Lamar (03/14/18)

Two or more players fouled out

UTSA: Nick Allen & Giovanni De Nicolao at HBU (11/26/18)

Opp: Jame Harrison, Josh Nzeakor, vs. Lamar (03/14/18)

2018-19 UTSA SEASON COMBINED STATISTICS

RECORD:	OVERALL	HOME	AWAY	NEUTRAL
ALL GAMES	3-6	1-3	1-1	1-2
CONFERENCE	0-0	0-0	0-0	0-0
NON-CONFERENCE	3-6	1-3	1-1	1-2

#	Player	gp-gs	min	avg	Total		3-Point		F-Throw		Rebounds				pf	dq	a	to	blk	stl	pts	avg
					fg-fga	fg%	3fg-fga	3fg%	ft-fa	ft%	off	def	tot	avg								
22	WALLACE, Keaton	9-9	297	33.0	59-140	.421	34-86	.395	24-28	.857	8	31	39	4.3	18	0	19	21	8	10	176	19.6
02	JACKSON, Jhivvan	6-1	117	19.5	33-86	.384	20-49	.408	26-29	.897	2	11	13	2.2	15	0	11	10	0	4	112	18.7
25	ALLEN, Nick	9-9	251	27.9	30-69	.435	10-34	.294	7-9	.778	13	33	46	5.1	26	1	9	16	2	5	77	8.6
03	FROHNEN, Byron	9-9	262	29.1	34-61	.557	2-4	.500	7-14	.500	24	48	72	8.0	22	0	11	12	2	14	77	8.6
05	DE NICOLAO, Giovan	9-9	260	28.9	25-66	.379	2-16	.125	18-25	.720	4	36	40	4.4	31	1	31	23	2	14	70	7.8
23	BIOR, Atem	9-8	211	23.4	23-62	.371	0-4	.000	12-18	.667	16	36	52	5.8	18	0	7	22	2	7	58	6.4
11	IYAYE, Adokiye	9-0	172	19.1	19-52	.365	2-22	.091	15-20	.750	5	10	15	1.7	10	0	4	5	1	5	55	6.1
04	BYNUM, Tamir	6-0	67	11.2	5-23	.217	0-4	.000	3-4	.750	0	3	3	0.5	2	0	1	7	0	2	13	2.2
15	RODRIGUEZ, Adrian	9-0	82	9.1	7-13	.538	0-1	.000	3-6	.500	7	10	17	1.9	8	0	4	6	0	1	17	1.9
10	STANOJEVIC, Mitar	9-0	57	6.3	7-13	.538	0-2	.000	0-1	.000	8	8	16	1.8	9	0	2	4	0	1	14	1.6
41	VAN RY, Toby	4-0	15	3.8	1-5	.200	0-2	.000	1-2	.500	1	1	2	0.5	1	0	1	2	1	1	3	0.8
13	ESCHEIK, Mateo	4-0	5	1.3	0-0	.000	0-0	.000	0-0	.000	0	0	0	0.0	0	0	0	0	0	0	0	0.0
01	PLUMMER, Christian	1-0	4	4.0	0-1	.000	0-1	.000	0-0	.000	0	0	0	0.0	0	0	0	0	0	0	0	0.0
Team											19	18	37					1				
Total.....		9	1800		243-591	.411	70-225	.311	116-156	.744	107	245	352	39.1	160	2	100	129	18	64	672	74.7
Opponents.....		9	1800		253-568	.445	73-200	.365	121-176	.688	97	263	360	40.0	149	0	125	122	26	56	700	77.8

TEAM STATISTICS

	UTSA	OPP
SCORING	672	700
Points per game	74.7	77.8
Scoring margin	-3.1	-
FIELD GOALS-ATT	243-591	253-568
Field goal pct	.411	.445
3 POINT FG-ATT	70-225	73-200
3-point FG pct	.311	.365
3-pt FG made per game	7.8	8.1
FREE THROWS-ATT	116-156	121-176
Free throw pct	.744	.688
F-Throws made per game	12.9	13.4
REBOUNDS	352	360
Rebounds per game	39.1	40.0
Rebounding margin	-0.9	-
ASSISTS	100	125
Assists per game	11.1	13.9
TURNOVERS	129	122
Turnovers per game	14.3	13.6
Turnover margin	-0.8	-
Assist/turnover ratio	0.8	1.0
STEALS	64	56
Steals per game	7.1	6.2
BLOCKS	18	26
Blocks per game	2.0	2.9
ATTENDANCE	5601	9186
Home games-Avg/Game	4-1400	2-3692
Neutral site-Avg/Game	-	3-600

Date	Opponent	Score	Att.
11/07/18	ST. EDWARD'S	L 76-77	1006
11/12/18	OKLAHOMA	L 67-87	2494
11/14/18	at Oklahoma St.	L 60-82	6571
11/19/18	vs UC Irvine	L 56-65	338
11/20/18	vs South Dakota St.	L 79-99	487
11/21/18	vs FGCU	W 76-65	976
11/26/18	at Houston Baptist	W 86-82	814
12/01/18	TEXAS STATE	L 68-69	1329
12/08/18	MID-AMERICA CHRISTIAN	W 104-74	772

^ = Gulf Coast Showcase

* = Conference game

Score by Periods	1st	2nd	Totals
UTSA	311	361	672
Opponents	348	352	700

2018-19 UTSA PER 40-MINUTE AVERAGES

##	Player	min	fgm	fga	pct	3fgm	3fga	pct	ftm	fta	pct	oreb	dreb	treb	pf	a	to	blk	stl	pts
25	ALLEN, Nick	40	4.8	11.0	.435	1.6	5.4	.294	1.1	1.4	.778	2.1	5.3	7.3	4.1	1.4	2.5	0.3	0.8	12.3
23	BIOR, Atem	40	4.4	11.8	.371	0.0	0.8	.000	2.3	3.4	.667	3.0	6.8	9.9	3.4	1.3	4.2	0.4	1.3	11.0
04	BYNUM, Tamir	40	3.0	13.7	.217	0.0	2.4	.000	1.8	2.4	.750	0.0	1.8	1.8	1.2	0.6	4.2	0.0	1.2	7.8
05	DE NICOLAO, Giovanni	40	3.8	10.2	.379	0.3	2.5	.125	2.8	3.8	.720	0.6	5.5	6.2	4.8	4.8	3.5	0.3	2.2	10.8
13	ESCHEIK, Mateo	40	0.0	0.0	.000	0.0	0.0	.000	0.0	0.0	.000	0.0	0.0	0.0	0.0	0.0	0.0	0.0	0.0	0.0
03	FROHNEN, Byron	40	5.2	9.3	.557	0.3	0.6	.500	1.1	2.1	.500	3.7	7.3	11.0	3.4	1.7	1.8	0.3	2.1	11.8
11	IYAYE, Adokiye	40	4.4	12.1	.365	0.5	5.1	.091	3.5	4.7	.750	1.2	2.3	3.5	2.3	0.9	1.2	0.2	1.2	12.8
02	JACKSON, Jhivvan	40	11.3	29.4	.384	6.8	16.8	.408	8.9	9.9	.897	0.7	3.8	4.4	5.1	3.8	3.4	0.0	1.4	38.3
01	PLUMMER, Christian	40	0.0	10.0	.000	0.0	10.0	.000	0.0	0.0	.000	0.0	0.0	0.0	0.0	0.0	0.0	0.0	0.0	0.0
15	RODRIGUEZ, Adrian	40	3.4	6.3	.538	0.0	0.5	.000	1.5	2.9	.500	3.4	4.9	8.3	3.9	2.0	2.9	0.0	0.5	8.3
10	STANOJEVIC, Mitar	40	4.9	9.1	.538	0.0	1.4	.000	0.0	0.7	.000	5.6	5.6	11.2	6.3	1.4	2.8	0.0	0.7	9.8
41	VAN RY, Toby	40	2.7	13.3	.200	0.0	5.3	.000	2.7	5.3	.500	2.7	2.7	5.3	2.7	2.7	5.3	2.7	2.7	8.0
22	WALLACE, Keaton	40	7.9	18.9	.421	4.6	11.6	.395	3.2	3.8	.857	1.1	4.2	5.3	2.4	2.6	2.8	1.1	1.3	23.7
	Total.....	40	27.0	65.7	.411	7.8	25.0	.311	12.9	17.3	.744	11.9	27.2	39.1	17.8	11.1	14.3	2.0	7.1	74.7
	Opponents.....	40	28.1	63.1	.445	8.1	22.2	.365	13.4	19.6	.688	10.8	29.2	40.0	16.6	13.9	13.6	2.9	6.2	77.8

Note: All statistics are pro-rated based on an average per 40-minute game.

UTSA GAME HIGHS

2018-19 UTSA Roadrunners Basketball
UTSA Season Schedule/Results & Leaders (as of Dec 08, 2018)
All games

RECORD:	OVERALL	HOME	AWAY	NEUTRAL
ALL GAMES	3-6	1-3	1-1	1-2
CONFERENCE	0-0	0-0	0-0	0-0
NON-CONFERENCE	3-6	1-3	1-1	1-2

Date	Opponent	Score	Att.	High Points	High Rebounds
11/07/18	ST. EDWARD'S	76-77 L	1006	(15)WALLACE, Keaton (15)ALLEN, Nick	(8)DE NICOLAO, Giovanni (8)ALLEN, Nick
11/12/18	OKLAHOMA	67-87 L	2494	(16)WALLACE, Keaton	(10)FROHNEN, Byron (10)DE NICOLAO, Giovanni
11/14/18	at Oklahoma St.	60-82 L	6571	(11)FROHNEN, Byron	(9)FROHNEN, Byron
11/19/18	^vs UC Irvine	56-65 L	338	(23)WALLACE, Keaton	(7)FROHNEN, Byron
11/20/18	^vs South Dakota St.	79-99 L	487	(21)WALLACE, Keaton	(7)FROHNEN, Byron
11/21/18	^vs FGCU	W 76-65	976	(21)JACKSON, Jhivvan	(7)FROHNEN, Byron
11/26/18	at Houston Baptist	W 86-82	814	(21)JACKSON, Jhivvan (21)FROHNEN, Byron	(7)BIOR, Atem (9)ALLEN, Nick
12/01/18	TEXAS STATE	68-69 L	1329	(22)JACKSON, Jhivvan	(12)FROHNEN, Byron
12/08/18	MID-AMERICA CHRISTIAN	W 104-74	772	(35)WALLACE, Keaton	(9)WALLACE, Keaton

^ = Gulf Coast Showcase

* = Conference game

Attendance Summary	Games	Attend	Avg/Game
Home	4	5601	1400
Away	2	7385	3692
Neutral	3	1801	600
Total	9	14787	1643

UTSA GAME-BY-GAME COMPARISON

Opponent	1st	2nd	Score	Mar	Total FG	FG Pct	3-Pointers	3FG Pct	Free Throws	FT Pct	Rebounds	A
ST. EDWARD'S	32/34	44/43	76-77	(1)	33-74/25-65	.446/.385	5-26/12-35	.192/.343	5-10/15-20	.500/.750	48/40 +8	1
OKLAHOMA	29/39	38/48	67-87	(20)	26-73/35-69	.356/.507	9-29/8-19	.310/.421	6-7/9-11	.857/.818	42/41 +1	1
Oklahoma St.	27/36	33/46	60-82	(22)	21-64/31-62	.328/.500	5-26/10-20	.192/.500	13-21/10-20	.619/.500	39/43 (4)	9
UC Irvine	21/43	35/22	56-65	(9)	18-60/23-58	.300/.397	6-21/5-16	.286/.313	14-18/14-19	.778/.737	37/46 (9)	
South Dakota St.	43/51	36/48	79-99	(20)	25-68/36-60	.368/.600	7-30/13-25	.233/.520	22-28/14-17	.786/.824	29/44 (15)	9
FGCU	34/36	42/29	76-65	+11	30-67/22-56	.448/.393	10-22/5-15	.455/.333	6-7/16-23	.857/.696	41/31 +10	1
Houston Baptist	42/42	44/40	86-82	+4	29-62/28-67	.468/.418	7-20/4-23	.350/.174	21-32/22-33	.656/.667	43/41 +2	1
TEXAS STATE	27/28	41/41	68-69	(1)	20-55/26-64	.364/.406	8-21/8-23	.381/.348	20-21/9-17	.952/.529	31/44 (13)	8
MID-AMERICA CHRISTIAN	56/39	48/35	104-74	+30	41-68/27-67	.603/.403	13-30/8-24	.433/.333	9-12/12-16	.750/.750	42/30 +12	1

2018-19 UTSA SEASON BOX SCORES

UTSA VS ST. EDWARDS

Official Basketball Box Score -- Game Totals -- Final Statistics
St. Edward's vs UTSA
11/07/18 7:00 pm at San Antonio, Texas (Convocation Center)

St. Edward's 77 • 0-0

#	Player	Total		3-Ptr		Rebounds			PF	TP	A	TO	Blk	Stl	Min
		FG-FGA	FG-FGA	FT-FTA	FT-FTA	Off	Def	Tot							
04	Dorian Lopez	f	4-8	2-4	2-2	0	7	7	2	12	4	0	0	6	25
21	Sean Phillips	f	2-6	2-5	0-0	1	3	4	0	6	0	0	0	0	21
22	Logan Cook	f	1-3	0-0	0-0	1	1	2	0	0	0	1	0	0	11
13	August Haas	g	3-4	1-1	3-4	0	2	2	0	10	2	5	0	0	22
34	Ashton Spears	g	5-13	1-7	1-2	0	1	1	1	12	2	1	0	1	23
00	Justin Robinson		1-1	0-0	0-1	0	0	0	1	2	0	1	0	0	6
02	Dillon Young		1-1	1-1	0-0	0	0	0	0	3	0	0	0	0	7
05	Cory McKendree		1-1	0-0	0-0	0	1	1	2	2	0	0	0	0	7
10	Lucas Doria		3-4	0-0	0-1	2	1	3	0	6	0	0	1	0	12
20	Ryan Garza		1-5	1-5	0-0	0	2	2	2	3	1	0	0	0	11
24	Corey Shervill		2-8	2-5	2-2	3	6	9	0	8	0	1	0	0	19
25	Evan Carcanagues		0-0	0-0	2-2	0	0	1	1	2	0	0	0	0	5
08	Oscar Oswald		0-0	0-0	0-0	0	0	0	0	0	0	0	0	0	3
33	James Taylor		1-7	1-4	0-0	0	2	2	2	3	0	3	0	0	10
45	Luke Pluymen		1-4	1-3	5-6	1	1	2	1	8	5	0	0	0	18
Team						2	2	4							
Totals			25-65	12-35	15-20	10	30	40	12	77	14	16	1	7	200
FG % 1st Half:		13-34	38.2%	2nd half:	12-31	38.7%	Game:		25-65	38.5%	Deadball				
3FG % 1st Half:		6-16	37.5%	2nd half:	6-19	31.6%	Game:		12-35	34.3%	Rebounds				
FT % 1st Half:		2-4	50.0%	2nd half:	13-16	81.3%	Game:		15-20	75.0%	2				

UTSA 76 • 0-1

#	Player	Total		3-Ptr		Rebounds			PF	TP	A	TO	Blk	Stl	Min
		FG-FGA	FG-FGA	FT-FTA	FT-FTA	Off	Def	Tot							
03	FROHNER, Byron	f	5-6	0-0	0-2	4	3	7	3	10	3	1	0	2	29
23	BIOR, Atem	f	2-7	0-2	0-0	1	6	7	3	4	1	6	0	0	19
25	ALLEN, Nick	f	5-9	3-6	2-2	2	6	8	4	15	0	2	1	0	27
05	DE NICOLAIO, Giovanni	g	6-11	0-2	1-3	1	7	8	3	13	6	0	0	4	33
22	WALLACE, Keaton	g	6-20	2-12	1-2	0	1	1	2	15	0	2	1	1	33
04	BYNUM, Tamir		2-3	0-0	0-0	0	0	0	1	4	0	2	0	0	11
10	STANOJEVIC, Mitar		3-4	0-0	0-0	4	1	5	0	6	0	0	0	0	9
11	IYAYE, Adokiye		4-12	0-4	1-1	1	2	3	1	9	0	2	1	0	23
13	ESCHEIK, Mateo		0-0	0-0	0-0	0	0	0	0	0	0	0	0	0	1
15	RODRIGUEZ, Adrian		0-2	0-0	0-0	1	4	5	1	0	2	2	0	0	12
41	VAN RY, Toby		0-0	0-0	0-0	0	0	0	0	0	0	2	0	0	3
Team						1	3	4							
Totals			33-74	5-26	5-10	15	33	48	18	76	12	19	3	7	200
FG % 1st Half:		14-32	43.8%	2nd half:	19-42	45.2%	Game:		33-74	44.6%	Deadball				
3FG % 1st Half:		1-10	10.0%	2nd half:	4-16	25.0%	Game:		5-26	19.2%	Rebounds				
FT % 1st Half:		3-3	100.0%	2nd half:	2-7	28.6%	Game:		5-10	50.0%	1				

Officials: Darron George, Danny Chance, Owen Shortt
Technical fouls: St. Edward's-None. UTSA-None.
Attendance: 1006
2018-19 UTSA season opener
Exhibition game for St. Edward's

Score by periods	1st	2nd	Total
St. Edward's	34	43	77
UTSA	32	44	76

Last FG - SEU 2nd-02:38, UTSA 2nd-00:14.
Largest lead - SEU by 9 2nd-09:36, UTSA by 2 1st-03:39.
SEU led for 37:47. UTSA led for 00:21. Game was tied for 01:52.

Score tied - 4 times.

Lead changed - 4 times.

UTSA AT OKLAHOMA STATE

Official Basketball Box Score -- Game Totals -- Final Statistics
UTSA vs Oklahoma St.
11/14/18 7:00 pm at Stillwater, Okla. (Gallagher-Irena Arena)

UTSA 60 • 0-3

#	Player	Total		3-Ptr		Rebounds			PF	TP	A	TO	Blk	Stl	Min
		FG-FGA	FG-FGA	FT-FTA	FT-FTA	Off	Def	Tot							
03	FROHNER, Byron	f	4-11	1-2	2-5	5	4	9	3	11	2	2	0	5	30
23	BIOR, Atem	f	3-11	0-1	3-7	2	3	5	1	9	0	2	0	2	27
25	ALLEN, Nick	f	3-9	0-3	0-0	3	3	6	3	6	1	3	0	1	26
05	DE NICOLAIO, Giovanni	g	2-5	0-3	3-3	0	2	2	4	7	2	4	0	1	31
22	WALLACE, Keaton	g	2-9	0-9	2-2	0	3	3	4	8	3	4	0	2	25
04	BYNUM, Tamir		0-6	0-1	2-2	0	1	1	0	2	0	1	0	0	18
10	STANOJEVIC, Mitar		1-2	0-0	0-0	2	1	3	0	2	1	0	0	0	7
11	IYAYE, Adokiye		4-9	2-7	0-0	1	1	2	1	10	0	0	0	0	19
13	ESCHEIK, Mateo		0-0	0-0	0-0	0	0	0	0	0	0	0	0	0	1
15	RODRIGUEZ, Adrian		1-1	0-0	0-0	1	2	3	2	2	0	1	0	0	14
41	VAN RY, Toby		1-1	0-0	1-2	0	1	1	0	3	0	0	0	0	2
Team						3	1	4							
Totals			21-64	5-26	13-21	17	22	39	18	60	9	18	0	11	200
FG % 1st Half:		11-34	32.4%	2nd half:	10-30	33.3%	Game:		21-64	32.8%	Deadball				
3FG % 1st Half:		2-12	16.7%	2nd half:	3-14	21.4%	Game:		5-26	19.2%	Rebounds				
FT % 1st Half:		4-5	80.0%	2nd half:	10-16	62.5%	Game:		13-21	61.9%	4				

Oklahoma St. 82 • 1-1

#	Player	Total		3-Ptr		Rebounds			PF	TP	A	TO	Blk	Stl	Min
		FG-FGA	FG-FGA	FT-FTA	FT-FTA	Off	Def	Tot							
12	Cameron McGriff	f	8-18	2-5	2-4	3	7	10	2	20	1	3	0	1	31
14	Yor Anai	f	1-2	0-0	1-2	1	1	2	4	3	2	2	4	0	17
04	Thomas Dziagwa	g	6-8	4-5	0-0	1	5	6	1	16	3	1	0	2	28
13	Isaac Likelele	g	3-6	0-0	2-2	2	4	6	1	8	5	4	0	3	29
21	Lindy Waters, III	g	5-9	2-4	2-2	0	7	7	1	14	6	2	0	1	28
00	Kentrevious Jones		0-0	0-0	1-2	1	1	2	3	1	0	2	0	0	8
02	Maurice Calloo		4-9	1-4	2-2	1	0	1	3	11	0	0	0	0	22
05	Duncan Demuth		2-5	0-0	0-4	4	1	5	1	4	0	0	0	1	20
23	Michael Weathers		1-3	0-0	0-0	0	2	2	0	2	0	0	0	0	3
24	Luke Major		1-1	1-1	0-2	0	0	0	1	3	2	0	0	0	12
33	Trey Reeves		0-1	0-1	0-0	0	1	1	0	0	1	0	0	0	2
Team						0	1	1							
Totals			31-62	10-20	10-20	13	30	43	17	82	20	14	4	8	200
FG % 1st Half:		13-33	39.4%	2nd half:	18-29	62.1%	Game:		31-62	50.0%	Deadball				
3FG % 1st Half:		6-12	50.0%	2nd half:	4-8	50.0%	Game:		10-20	50.0%	Rebounds				
FT % 1st Half:		4-5	80.0%	2nd half:	6-12	50.0%	Game:		10-20	50.0%	6				

Officials: Gary Maxwell, James Breeding, Marques Pettigrew
Technical fouls: UTSA-None. Oklahoma St.-None.
Attendance: 6571

Score by periods	1st	2nd	Total
UTSA	27	33	60
Oklahoma St.	36	46	82

Last FG - UTSA 2nd-00:12, OSU 2nd-00:25.
Largest lead - UTSA by 10 1st-14:52, OSU by 24 2nd-03:00.
UTSA led for 08:42, OSU led for 30:27. Game was tied for 00:51.

Score tied - 1 time.

Lead changed - 3 times.

UTSA VS OKLAHOMA

Official Basketball Box Score -- Game Totals -- Final Statistics
Oklahoma vs UTSA
11/12/18 7:06 p.m. at San Antonio, Texas (Convocation Center)

Oklahoma 87 • 2-0

#	Player	Total		3-Ptr		Rebounds			PF	TP	A	TO	Blk	Stl	Min
		FG-FGA	FG-FGA	FT-FTA	FT-FTA	Off	Def	Tot							
21	Doolittle,Kristian	f	4-4	0-0	0-0	2	9	11	0	8	1	1	0	0	26
35	Manek,Brady	f	4-11	1-5	1-2	2	9	11	1	10	1	2	2	1	28
04	McNeace,Jamuni	c	4-9	0-0	0-0	1	2	3	1	8	1	4	1	0	21
00	James,Christian	g	8-10	3-5	5-5	1	2	3	3	24	1	3	0	0	33
02	Calicte,Aaron	g	6-17	3-7	3-4	1	1	2	0	18	4	1	0	0	28
01	Odomes,Rashard		1-4	0-0	0-0	1	0	1	3	2	0	2	0	1	9
03	Reynolds,Miles		3-6	1-1	0-0	0	2	2	2	7	0	0	0	1	17

2018-19 UTSA SEASON BOX SCORES

UTSA VS SOUTH DAKOTA STATE

Official Basketball Box Score -- Game Totals -- Final Statistics
UTSA vs South Dakota St.
11/20/18 11:00 am at Estero, Fla. (Hertz Arena)

UTSA 79 • 0-5

#	Player	Total			3-Ptr		Rebounds			PF	TP	A	TO	Blk	Stl	Min
		FG-FGA	FG-FGA	FT-FTA	Off	Def	Tot									
03	FROHNNEN, Byron	f	3-6	0-0	1-2	2	5	7	2	7	0	0	0	2	28	
23	BIOR, Atem		5-8	0-0	1-1	2	3	5	3	11	1	2	0	0	25	
25	ALLEN, Nick	f	5-10	2-7	0-1	2	2	4	2	12	1	1	0	1	30	
05	DE NICOLAO, Giovanni	g	2-6	0-3	4-5	0	3	3	3	8	1	0	0	1	16	
22	WALLACE, Keaton	g	5-14	3-9	8-10	2	1	3	1	21	2	2	2	0	34	
02	JACKSON, Jhivvan		2-11	2-5	4-4	0	1	1	2	10	2	1	0	0	15	
04	BYNUM, Tamir		0-3	0-2	0-0	0	1	1	0	0	0	0	0	0	5	
10	STANOJEVIC, Mitar		2-2	0-0	0-1	0	0	0	2	4	0	0	0	0	13	
11	IYAYE, Adokiye		1-5	0-3	4-4	0	0	0	1	6	1	0	0	0	20	
13	ESCHEIK, Mateo		0-0	0-0	0-0	0	0	0	0	0	0	0	0	0	3	
15	RODRIGUEZ, Adrian		0-1	0-0	0-0	0	1	1	2	0	0	0	0	0	8	
41	VAN RY, Toby		0-2	0-1	0-0	1	0	1	0	0	1	0	1	1	3	
Team			25-68		7-30		22-28		18		79		9		200	
Totals			25-68		7-30		22-28		18		79		9		200	
FG % 1st Half:			16-37	43.2%	2nd half:	9-31	29.0%	Game:	25-68	36.8%	Deadball					
3FG % 1st Half:			5-18	27.8%	2nd half:	2-12	16.7%	Game:	7-30	23.3%	Rebounds					
FT % 1st Half:			6-8	75.0%	2nd half:	16-20	80.0%	Game:	22-28	78.6%						

South Dakota St. 99 • 4-2

#	Player		Total		3-Ptr		Rebounds					PF	TP	A	To	Blk	Stl	Min
			FG-FGA	FG-FGA	FT-FTA	Off	Def	Tot										
24	Mike Daum	f	14-25	5-12	8-8	2	8	10	2	41	4	2	2	0			37	
32	Matt Dentlinger	f	1-3	0-0	0-0	3	1	4	3	2	0	1	0	1			23	
01	Skyler Flatten	g	10-11	6-6	2-4	1	3	4	3	28	1	2	0	0			36	
02	Tevin King	g	3-5	0-1	2-2	0	6	6	3	8	1	2	2	1			30	
05	David Jenkins	g	4-7	1-2	1-2	1	3	4	4	10	1	1	0	0			23	
04	Ryan Krueger		0-1	0-0	0-0	0	1	1	0	0	0	0	0	0			3	
10	Alou Dillon		0-0	0-0	0-0	0	2	2	0	0	0	0	0	0			3	
15	Beau Brown		0-0	0-0	0-0	0	0	0	0	0	0	0	0	0			3	
23	Owen King		3-7	0-3	1-1	0	1	1	4	7	4	2	0	0			21	
34	Alex Arias		1-1	1-1	0-0	0	6	6	2	3	2	1	0	0			21	
Team						0	6	6	21									
Totals				36-60	13-25	14-17	7	37	44	21	99	13	11	4	2		200	
FG % 1st Half:			18-28	64.3%	2nd half:	18-32	56.3%	Game:	36-60	60.0%	Deadball							
3FG % 1st Half:			6-12	50.0%	2nd half:	7-13	53.8%	Game:	13-25	52.0%	Rebounds							
FT % 1st Half:			9-10	90.0%	2nd half:	5-7	71.4%	Game:	14-17	82.4%								

Officials: Kevin Mathias, Rick O'Neil, Shane Staggs
Technical fouls: UTSA=None, South Dakota St=None.
Attendance: 487
Gulf Coast Showcase

Score by periods	1st	2nd	Total
UTSA	43	36	79
South Dakota St.	51	48	99

Last FG - UTSA 2nd-01:24, SDSU 2nd-01:48.
Largest lead - UTSA by 8 1st-11:40, SDSU by 25 2nd-07:35.
UTSA led for 09:06, SDSU led for 27:49. Game was tied for 03:05.

Score tied - 4 times.
Lead changed - 1 time.

UTSA AT HBU

Official Basketball Box Score -- Game Totals -- Final Statistics
UTSA vs Houston Baptist
11/26/18 7:00 pm at Houston, Texas (Sharp Gym)

UTSA 86 • 2-5

#	Player		Total		3-Ptr		Rebounds			PF	TP	A		TO	Blk	Stl	Min
			FG-FGA	FG-FGA	FT-FTA	Off	Def	Tot									
03	FROHNNEN, Byron	f	10-12	0-0	1-2	2	3	5	4	21	0	3	0	0	0	33	
23	BIOR, Atem		3-6	0-0	1-2	5	3	8	3	7	1	2	0	0	0	27	
25	ALLEN, Nick	f	3-7	1-3	1-2	3	6	9	5	8	0	1	1	0	0	27	
05	DE NICOLAO, Giovanni	g	1-4	0-0	2-5	0	4	4	5	4	7	5	1	2	2	26	
22	WALLACE, Keaton	g	7-14	4-7	2-2	1	7	8	2	20	2	3	1	2	3	38	
02	JACKSON, Jhivvan		4-14	2-9	11-12	0	1	1	3	21	1	1	0	1	0	21	
10	STANOJEVIC, Mitar		0-1	0-0	0-0	1	1	2	1	0	0	0	1	0	0	6	
11	IYAYE, Adokiye		1-4	0-1	3-7	1	0	1	2	5	0	1	0	0	1	20	
15	RODRIGUEZ, Adrian		0-0	0-0	0-0	0	1	1	0	0	0	0	0	0	0	2	
Team						0	4	4								200	
Totals				29-62	7-20	21-32	13	30	43	25	86	11	17	3	6	200	
FG % 1st Half:			16-37	43.2%	2nd half:	13-25	52.0%	Game:		29-62	46.8%	Deadball					
3FG % 1st Half:			4-11	36.4%	2nd half:	3-9	33.3%	Game:		7-20	35.0%	Rebounds					
FT % 1st Half:			6-12	50.0%	2nd half:	15-20	75.0%	Game:		21-32	65.6%						

Houston Baptist 82 • 2-3

#	Player	Total		3-Ptr		Rebounds			PF	TP	A	TO	Blk	Stl	Min	
		FG-FGA	FG-FGA	FT-FTA	Off	Def	Tot									
02	Philip McKenzie	f	3-7	0-2	1-2	3	2	5	3	7	1	1	0	1	21	
15	Edward Hardt	c	5-7	0-0	3-6	1	4	5	2	13	0	1	0	0	23	
01	Ian DuBose	g	3-8	1-3	8-10	1	9	10	4	15	6	2	0	0	22	
23	Oliver Lynch-Daniels	g	1-8	0-4	5-6	1	3	4	3	7	4	5	0	2	29	
30	Braxton Bonds	g	3-7	0-1	0-2	1	4	5	2	6	3	1	0	2	24	
04	Jackson Stent		3-4	2-3	0-0	2	1	3	2	8	1	2	0	0	19	
04	Stephen O'Suji		1-6	0-3	2-2	2	0	2	4	4	1	0	0	3	21	
22	Jalon Gates		3-11	1-7	1-1	1	1	2	1	8	1	1	0	0	24	
32	Benjamin Uloko		6-9	0-0	2-4	2	1	3	3	14	0	1	1	0	17	
Team							2	0	2							
Totals			28-67		4-23		22-33		16		25		41		200	
FG % 1st Half:		15-33	45.5%	2nd half: 13-34		38.2%		Game: 28-67		41.8%		Deadball Rebounds 4.1				
3FG % 1st Half:		3-11	27.3%	2nd half: 1-12		8.3%		Game: 4-23		17.4%						
FT % 1st Half:		9-12	75.0%	2nd half: 13-21		61.9%		Game: 22-33		66.7%						

2018-19 UTSA SEASON BOX SCORES

UTSA VS. MID-AMERICA CHRISTIAN

Official Basketball Box Score -- Game Totals -- Final Statistics
Mid-America Christian vs UTSA
12/08/18 3 pm at San Antonio, Texas (Convocation Center)

Mid-America Christian 74 • 6-3

#	Player	Total		3-Ptr		Rebounds		PF	TP	A	TO	Blk	Stl	Min
		FG-FGA	FT-FTA	FG-FGA	FT-FTA	Off	Def							
12	Kumonovic, Tony	0-2	0-1	0-0	0-0	0	0	0	3	0	1	2	0	18
24	Bogle, Justin	5-9	3-7	0-0	0-0	0	6	6	1	13	4	2	0	30
21	William, Daniel	5-10	0-0	3-6	0-4	4	4	4	1	13	0	1	0	28
10	Black, Anthony	3-10	0-3	2-2	0-0	0	0	0	2	8	5	0	0	27
15	Upshaw, Cade	2-5	2-5	0-0	0-4	4	4	0	6	2	3	0	2	30
00	Gibbons, Will	4-8	1-2	1-2	4-2	2	6	2	10	0	1	0	1	15
04	Beauregard Jr., Char	5-13	1-4	4-4	2-1	3	4	15	1	0	0	2	2	26
30	Ford, Dominick	0-3	0-1	0-0	0-1	1	0	0	0	0	2	0	0	9
33	Woodson, Calton	0-0	0-0	0-0	0-0	0	0	0	0	1	0	0	0	2
34	Sawyer, Zach	1-1	1-1	0-0	0-0	0	0	0	3	0	1	0	0	2
35	Hammons, Britt	2-6	0-0	2-2	1-0	1	1	6	0	1	1	1	1	12
45	Young, Torrey	0-0	0-0	0-0	0-0	0	0	0	0	0	1	0	0	1
Team						4	1	5						
Totals		27-67	8-24	12-16	11-19	30	14	74	14	14	1	9	200	
FG % 1st Half:		15-39	38.5%	2nd half:	12-28	42.9%	Game:	27-67	40.3%					
3FG % 1st Half:		4-16	25.0%	2nd half:	4-8	50.0%	Game:	8-24	33.3%					
FT % 1st Half:		5-5	100.0%	2nd half:	7-11	63.6%	Game:	12-16	75.0%					

UTSA 104 • 3-6

#	Player	Total		3-Ptr		Rebounds		PF	TP	A	TO	Blk	Stl	Min
		FG-FGA	FT-FTA	FG-FGA	FT-FTA	Off	Def							
03	FROHNEN, Byron	4-5	0-0	0-0	4-4	8	1	8	0	0	1	0	18	
25	ALLEN, Nick	2-3	0-1	0-0	0-5	5	2	4	2	0	0	1	25	
02	JACKSON, Jhivvan	11-21	4-11	2-2	1-5	6	2	28	3	4	0	0	25	
05	DE NICOLAO, Giovanni	3-6	0-2	1-2	0-2	2	2	7	5	3	0	1	30	
22	WALLACE, Keaton	12-16	9-13	2-3	2-7	9	1	35	0	3	1	1	33	
01	PLUMMER, Christian	0-1	0-1	0-0	0-0	0	0	0	0	0	0	0	4	
04	BYNUM, Tamir	1-3	0-0	0-0	0-0	0	1	2	0	2	0	2	10	
10	STANOJEVIC, Mitar	0-0	0-0	0-0	0-1	1	2	0	0	1	0	0	4	
11	IYAYE, Adokiye	4-6	0-1	4-5	0-3	3	2	12	2	2	0	2	22	
15	RODRIGUEZ, Adrian	1-1	0-0	0-0	0-0	0	1	2	1	0	0	0	7	
23	BIOR, Alem	3-4	0-0	0-0	2-5	7	1	6	2	3	1	0	15	
41	VAN RY, Toby	0-2	0-1	0-0	0-0	0	1	0	0	0	0	0	7	
Team						1	0	1						
Totals		41-68	13-30	9-12	10-32	42	16	104	18	15	5	7	200	
FG % 1st Half:		22-38	57.9%	2nd half:	19-30	63.3%	Game:	41-68	60.3%					
3FG % 1st Half:		9-18	50.0%	2nd half:	4-12	33.3%	Game:	13-30	43.3%					
FT % 1st Half:		3-3	100.0%	2nd half:	6-9	66.7%	Game:	9-12	75.0%					

Officials: Kevin Mathis, Trey Styons, Chase Vaden
Technical fouls: Mid-America Christian-None. UTSA-None.
Attendance: 772

Score by periods	1st	2nd	Total
Mid-America Christian	39	35	74
UTSA	56	48	104

Last FG - MACMBB19 2nd-00:32, UTSA 2nd-00:05.
Last 3-point shot - MACMBB19 1st-09:58, UTSA 1st-09:40.

Score tied - 1 time.
Lead changed - 3 times.

UTSA VS ARKANSAS

UTSA AT TEXAS A&M-CC



2 • JHIVVAN (jah-VON) JACKSON

6-0 • 160 • SOPHOMORE-1L • GUARD

BAYAMON, PUERTO RICO / EULESS [TEXAS] TRINITY HS

As a Sophomore (2018-19)

- Totaled a season-high 28 points in 25 minutes of his first start of the year vs. Mid-America Christian. Connected on four three-point efforts
- Continued splashing debut in return from injury, going for a team-high 22 points, including five triples, in a season-high 26 minutes vs. Texas State
- Went for 21 points in just 21 minutes at Houston Baptist, setting season highs with an 11-of-12 outing at the charity stripe
- Returned to the lineup off the bench in the Gulf Coast Showcase, playing in 15 minutes in each of the three games, including a 21 point effort vs. FGCU

As a Freshman (2017-18)

- Conference USA Freshman of the Year
- Second team All-Conference USA
- Conference USA All-Freshman Team
- Suffered season-ending injury on Feb. 24
- Seven-time C-USA Freshman of the Week (11/20, 12/26, 1/2, 1/8, 1/29, 2/5, 2/19)
- No. 5 freshman scorer in the nation
- UTSA all-time freshman scoring leader

Season Highs

Points

28 vs. Mid-America Christian (12/8)

Rebounds

6 vs. Mid-America Christian (12/8)

Field Goals Made

11 vs. Mid-America Christian (12/8)

Field Goal Attempts

21 vs. Mid-America Christian (12/8)

3-Pt Field Goals Made

5, 2x, last vs. Texas State (12/1)

3-Pt Field Goal Attempts

11 2x, last vs.

Mid-America Christian (12/8)

Free Throws Made

11 at HBU (11/26)

Free Throw Attempts

12 at HBU (11/26)

Assists

2 3x, last vs. Texas State (12/1)

Steals

2 vs. Texas State (12/1)

Blocked Shots

-

Minutes

26 vs. Texas State (12/1)

Career Highs

Points

31 at Oklahoma (12/4/17)

Rebounds

9 at UTEP (2/10/18)

Field Goals Made

11, 5x, last vs.

Mid-America Christian (12/8)

Field Goal Attempts

24 at Southern Miss (1/6/18)

3-Pt Field Goals Made

5 3x, last vs. Texas State (12/1/18)

3-Pt Field Goal Attempts

14 at Southern Miss (1/6/18)

Free Throws Made

14 at Tulsa (11/28/17)

Free Throw Attempts

15 at Tulsa (11/28/17)

Assists

5 vs. JMU (11/19/17)

Steals

4 vs. Rice (12/28/17)

Blocked Shots

1, 2x, last vs. LA Tech (2/24/18)

Minutes

36 at Charlotte (2/17/18)

Jackson's 2018-19 Game-by-Game


Opponent	Date	gs	min	Total		3-Pointers		Free throws		Rebounds				pf	a	t/o	blk	stl	pts	avg
				fg-fga	pct	3fg-fga	pct	ft-fa	pct	off	def	tot	avg							
ST. EDWARD'S	11/07/18	dnp	-	-	-	-	-	-	-	-	-	-	-	-	-	-	-	-	-	
OKLAHOMA	11/12/18	dnp	-	-	-	-	-	-	-	-	-	-	-	-	-	-	-	-	-	
vs UC Irvine	11/19/18	15	3-7	.429	2-3	.667	2-2	1.000	1	2	3	3.0	2	1	2	0	1	10	10.0	
vs South Dakota St.	11/20/18	15	2-11	.182	2-5	.400	4-4	1.000	0	1	1	2.0	2	2	1	0	0	10	10.0	
vs FGCU	11/21/18	15	7-15	.467	5-10	.500	2-3	.667	0	0	0	1.3	2	2	0	0	0	21	13.7	
at Houston Baptist	11/26/18	21	4-14	.286	2-9	.222	11-12	.917	0	1	1	1.3	3	1	1	0	1	21	15.5	
TEXAS STATE	12/01/18	26	6-18	.333	5-11	.455	5-6	.833	0	2	2	1.4	4	2	2	0	2	22	16.8	
MID-AMERICA CHRISTIAN	12/08/18	*	25	11-21	.524	4-11	.364	2-2	1.000	1	5	6	2.2	2	3	4	0	28	18.7	
Totals		1	117	33-86	.384	20-49	.408	26-29	.897	2	11	13	2.2	15	11	10	0	4	112	18.7

Games played: 6
Minutes/game: 19.5
Points/game: 18.7
FG Pct: 38.4
3FG Pct: 40.8
FT Pct: 89.7

Rebounds/game: 2.2
Assists/game: 1.8
Turnovers/game: 1.7
Assist/turnover ratio: 1.1
Steals/game: 0.7

Jackson's Career Stats

Season	gp-gs	min/avg	Total fg-fga	pct	3-Point fg-fga	pct	F-Throws ft-fa	pct	Rebounds off	def	tot	avg	pf	fo	ast	to	blk	sti	Scoring pts	avg
2017-18	29-10	747/25.8	174-404	.431	77-209	.368	109-142	.768	9	85	94	3.2	70	2	52	70	2	30	534	18.4
2018-19	6-1	117/19.5	33-86	.384	20-49	.408	26-29	.897	2	11	13	2.2	15	0	11	10	0	4	112	18.7
TOTAL	35-11	864/24.7	207-490	.422	97-258	.376	135-171	.789	11	96	107	3.1	85	2	63	80	2	34	646	18.5



3 • BYRON FROHNEN (FRO-nen)

6-6 • 230 • JUNIOR-2L • FORWARD

LAS VEGAS, NEV. / BISHOP GORMAN HS

As a Junior (2018-19)

- Has at least five rebounds in each game this year and seven or more in eight games
- Collected season high 12 rebounds vs. Texas State
- 10 points, 7 rebounds, 3 assists, 2 steals in 29 minutes of season opener vs. St. Edwards
- Had nine points, 10 rebounds vs. Oklahoma and 11 points and nine boards at Oklahoma State

As a Sophomore (2017-18)

- Starter in all 35 games, playing at both the No. 3 and No. 4
- Averaged 7.6 points and 7.2 rebounds, shooting 53 percent from the field
- 235 rebounds ranks sixth on the UTSA single-season list

As a Freshman (2016-17)

- Named to the C-USA All-Freshman Team
- Started in all 33 games at the wing, averaging 8.5 points and 6.7 rebounds

Season Highs

Points

21 at HBU (11/26)

Rebounds

12 vs. Texas State (12/1)

Field Goals Made

10 at HBU (11/26)

Field Goal Attempts

12 at HBU (11/26)

3-Pt Field Goals Made

1 vs. UC Irvine (11/19)

3-Pt Field Goal Attempts

2 2x, last vs. UC Irvine (11/19)

Free Throws Made

3 vs. Oklahoma (11/12)

Free Throw Attempts

5 at Oklahoma State (11/14)

Assists

3 2x, last vs. FGCU (11/21)

Steals

5 at Oklahoma State (11/14)

Blocked Shots

1 vs. Oklahoma (11/12)

Minutes

35, 2x, last vs. Texas State (12/1)

Career Highs

Points

21 at HBU (11/26/18)

Rebounds

14 vs. UTEP (3/7/18)

Field Goals Made

10 at HBU (11/26/18)

Field Goal Attempts

13 at Marshall (1/26/17)

3-Pt Field Goals Made

1 4x, last vs. UC Irvine (11/19/18)

3-Pt Field Goal Attempts

3 at UTEP (1/21/17)

Free Throws Made

9 vs. ODU (3/4/17)

Free Throw Attempts

9 vs. ODU (3/4/17)

Assists

6 vs. UTEP (3/7/18)

Steals

5 at Oklahoma State (11/14/18)

Blocked Shots

2 2x, last at UNT (2/18/17)

Minutes

37 at Marshall (2/17/18)

Frohnen's 2018-19 Game-by-Game

Opponent	Date	gs	min	Total	3-Pointers	Free throws	Rebounds	pf	a	tlo	blk	sti	pts	avg
ST. EDWARD'S	11/07/18	*	29	5-6 .833	0-0 .000	0-2 .000	4 3 7 7.0	3	3	1	0	2	10	10.0
OKLAHOMA	11/12/18	*	35	3-8 .375	0-0 .000	3-3 1.000	3 7 10 8.5	3	0	2	1	1	9	9.5
at Oklahoma St.	11/14/18	*	30	4-11 .364	1-2 .500	2-5 .400	5 4 9 8.7	3	2	2	0	5	11	10.0
vs UC Irvine	11/19/18	*	26	1-4 .250	1-2 .500	0-0 .000	1 6 7 8.3	3	0	0	0	0	3	8.3
vs South Dakota St.	11/20/18	*	28	3-6 .500	0-0 .000	1-2 .500	2 5 7 8.0	2	0	0	0	2	7	8.0
vs FGCU	11/21/18	*	28	2-4 .500	0-0 .000	0-0 .000	1 6 7 7.8	3	3	3	0	2	4	7.3
at Houston Baptist	11/26/18	*	33	10-12 .833	0-0 .000	1-2 .500	2 3 5 7.4	4	0	3	0	0	21	9.3
TEXAS STATE	12/01/18	*	35	2-5 .400	0-0 .000	0-0 .000	2 10 12 8.0	0	3	1	0	0	4	8.6
MID-AMERICA CHRISTIAN	12/08/18	*	18	4-5 .800	0-0 .000	0-0 .000	4 4 8 8.0	1	0	0	1	0	8	8.6
Totals		9	262	34-61 .557	2-4 .500	7-14 .500	24 48 72 8.0	22	11	12	2	14	77	8.6

Games played: 9
Minutes/game: 29.1
Points/game: 8.6
FG Pct: 55.7
3FG Pct: 50.0
FT Pct: 50.0

Rebounds/game: 8.0
Assists/game: 1.2
Turnovers/game: 1.3
Assist/turnover ratio: 0.9
Steals/game: 1.6
Blocks/game: 0.2

Frohnen's Career Stats

Season	gp-gs	min/avg	Total	3-Point	F-Throws	Rebounds	pf	fo	ast	to	blk	sti	Scoring
			fg-fga pct	fg-fga pct	ft-fga pct	off def tot avg							pts avg
2016-17	34-34	1030/30.3	117-244 .480	2-23 .087	58-102 .569	89 146 235 6.9	77	2	55	46	10	31	294 8.6
2017-18	35-35	956/27.3	109-204 .534	0-11 .000	48-73 .658	65 188 253 7.2	67	1	74	43	14	32	266 7.6
2018-19	9-9	262/29.1	34-61 .557	2-4 .500	7-14 .500	24 48 72 8.0	22	0	11	12	2	14	77 8.6
TOTAL	78-78	2248/28.8	260-509 .511	4-38 .105	113-189 .598	178 382 560 7.2	166	3	140	101	26	77	637 8.2



4 • TAMIR (tuh-MEAR) BYNUM (BYE-num)

6-0 • 180 • FRESHMAN • GUARD

HOUSTON, TEXAS / LAMAR HS

As a Freshman (2018-19)

- Logged four points in 11 minutes of his collegiate debut in the season opener
- Had five points and an assist in 20 minutes vs. Oklahoma and two points and two boards at Oklahoma State
- Charted two points and a career-best two steals vs. Mid-America Christian

Prior to UTSA

- All-time leading scorer at Lamar HS with 2,752 career points.
- Had 796 rebounds, 959 assists and 957 steals in high school

Season Highs

Points

5 vs. Oklahoma (11/14)

Rebounds

1, 3x, last vs. SDSU (11/20)

Field Goals Made

2 2x, last vs. Oklahoma (11/14)

Field Goal Attempts

2, 2x, last vs. Oklahoma (11/14)

3-Pt Field Goals Made

-

3-Pt Field Goal Attempts

2, vs. SDSU (11/20)

Free Throws Made

2, at Oklahoma State (11/14)

Free Throw Attempts

2, 2x, last at Oklahoma State (11/14)

Assists

1 vs. Oklahoma (11/12)

Steals

2 vs. Mid-America Christian (12/8)

Blocked Shots

-

Minutes

20 vs. Oklahoma (11/12)

Career Highs

Points

5 vs. Oklahoma (11/14/18)

Rebounds

1, 3x, last vs. SDSU (11/20/18)

Field Goals Made

2 2x, last vs. Oklahoma (11/14/18)

Field Goal Attempts

2, 2x, last vs. Oklahoma (11/14/18)

3-Pt Field Goals Made

-

3-Pt Field Goal Attempts

2, vs. SDSU (11/20/18)

Free Throws Made

2, at Oklahoma State (11/14/18)

Free Throw Attempts

2, 2x, last at Oklahoma St. (11/14/18)

Assists

1 vs. Oklahoma (11/12/18)

Steals

2 vs. Mid-America Christian (12/8/18)

Blocked Shots

-

Minutes

20 vs. Oklahoma (11/12/18)

Bynum's Game-by-Game


Opponent	Date	gs	min	Total		3-Pointers		Free throws		Rebounds				pf	a	t/o	blk	stl	pts	avg
				fg-fga	pct	3fg-fga	pct	ft-fa	pct	off	def	tot	avg							
ST. EDWARD'S	11/07/18	11		2-3	.667	0-0	.000	0-0	.000	0	0	0	0.0	1	0	2	0	0	4	4.0
OKLAHOMA	11/12/18	20		2-7	.286	0-0	.000	1-2	.500	0	1	1	0.5	0	1	2	0	0	5	4.5
at Oklahoma St.	11/14/18	18		0-6	.000	0-1	.000	2-2	1.000	0	1	1	0.7	0	0	1	0	0	2	3.7
vs UC Irvine	11/19/18	3		0-1	.000	0-1	.000	0-0	.000	0	0	0	0.5	0	0	0	0	0	0	2.8
vs South Dakota St.	11/20/18	5		0-3	.000	0-2	.000	0-0	.000	0	1	1	0.6	0	0	0	0	0	0	2.2
vs FGCU	11/21/18	dnp		-	-	-	-	-	-	-	-	-	-	-	-	-	-	-	-	-
TEXAS STATE	12/01/18	dnp		-	-	-	-	-	-	-	-	-	-	-	-	-	-	-	-	-
MID-AMERICA CHRISTIAN	12/08/18	10		1-3	.333	0-0	.000	0-0	.000	0	0	0	0.5	1	0	2	0	2	2	2.2
Totals		0	67	5-23	.217	0-4	.000	3-4	.750	0	3	3	0.5	2	1	7	0	2	13	2.2

Games played: 6
Minutes/game: 11.2
Points/game: 2.2
FG Pct: 21.7
3FG Pct: 0.0
FT Pct: 75.0

Rebounds/game: 0.5
Assists/game: 0.2
Turnovers/game: 1.2
Assist/turnover ratio: 0.1
Steals/game: 0.3

Bynum's Career Stats

			Total		3-Point		F-Throws		Rebounds											Scoring	
Season	gp-gs	min/avg	fg-fga	pct	fg-fga	pct	ft-fa	pct	off	def	tot	avg	pf	fo	ast	to	blk	stl	pts	avg	
2018-19	6-0	67/11.2	5-23	.217	0-4	.000	3-4	.750	0	3	3	0.5	2	0	1	7	0	2	13	2.2	
TOTAL	6-0	67/11.2	5-23	.217	0-4	.000	3-4	.750	0	3	3	0.5	2	0	1	7	0	2	13	2.2	



5 • GIOVANNI DE NICOLAO (day KNEE-co-lau)

6-3 • 175 • JUNIOR-2L • GUARD

PADUA, ITALY / I.I.S.I. NEWTON SCHOOL

As a Junior (2018-19)

- Accounted for 13 points - including 5 of 5 from the free-throw line - in 35 minutes vs. Texas State.
- Had first career double-double with 12 points and 10 boards vs. Oklahoma
- Went for 13 points, eight rebounds, six assists and four steals in the season opener vs. St. Edwards
- Chipped in seven points in 31 minutes at Oklahoma State

As a Sophomore (2017-18)

- Starter at point guard in all 35 games
- Averaged 8.7 points, 3.3 rebounds and 3.5 assists
- Had double figures in 15 games
- Nailed a game winner at LA Tech

As a Freshman (2016-17)

- Started at point guard in all 33 games, averaging 8.2 point, 2.6 rebounds and 3.3 assists.
- Shot 32 percent

Season Highs

Points

13, 2x,, last vs. Texas State (12/1)

Rebounds

10 vs. Oklahoma (11/12)

Field Goals Made

5 vs. St. Edward's (11/7)

Field Goal Attempts

15 vs. Oklahoma (11/12)

3-Pt Field Goals Made

2 vs. Oklahoma (11/12)

3-Pt Field Goal Attempts

4 vs. Oklahoma (11/12)

Free Throws Made

5, 3x, last vs. Texas State (12/1)

Free Throw Attempts

5, 3x, last vs. Texas State (12/1)

Assists

7 vs. Oklahoma (11/12)

Steals

4 vs. St. Edwards (11/7)

Blocked Shots

1, 2x, last at HBU (11/26)

Minutes

35 vs. Texas State (12/1)

Career Highs

Points

19 at Southern Miss (1/15/17)

Rebounds

10 vs. Oklahoma (11/12/18)

Field Goals Made

7, 3x, last vs. Sam Houston (3/22/18)

Field Goal Attempts

16 at Southern Miss (1/15/17)

3-Pt Field Goals Made

4, 2x, last at UAB (1/17/18)

3-Pt Field Goal Attempts

7, 2x, last at UAB (1/27/18)

Free Throws Made

6, 2x, last vs. LA Tech (2/24/18)

Free Throw Attempts

9 vs. LA Tech (2/24/18)

Assists

8 at Lamar (11/26/16)

Steals

5 vs. Ottawa (11/30/17)

Blocked Shots

1, 5x, last at HBU (11/26/18)

Minutes

36 at Charlotte (2/18/18)

De Nicolao's 2018-19 Game-by-Game

Opponent	Date	gs	min	Total		3-Pointers		Free throws		Rebounds				pf	a	t/o	blk	stl	pts	avg	
				fg-fga	pct	3fg-fga	pct	ft-fa	pct	off	def	tot	avg								
ST. EDWARD'S	11/07/18	*	33	6-11	.545	0-2	.000	1-3	.333	1	7	8	8.0	3	6	0	0	4	13	13.0	
OKLAHOMA	11/12/18	*	31	4-15	.267	2-4	.500	2-2	1.000	2	8	10	9.0	4	2	7	0	2	12	12.5	
at Oklahoma St.	11/14/18	*	31	2-5	.400	0-3	.000	3-3	1.000	0	2	2	6.7	4	2	4	0	1	7	10.7	
vs UC Irvine	11/19/18	*	32	1-6	.167	0-2	.000	0-0	.000	1	2	3	5.8	3	2	1	1	0	2	8.5	
vs South Dakota St.	11/20/18	*	16	2-6	.333	0-3	.000	4-5	.800	0	3	3	5.2	3	1	0	0	1	8	8.4	
vs FGCU	11/21/18	*	26	2-5	.400	0-0	.000	0-0	.000	0	4	4	5.0	3	4	2	0	2	4	7.7	
at Houston Baptist	11/26/18	*	26	1-4	.250	0-0	.000	2-5	.400	0	4	4	4.9	5	7	5	1	2	4	7.1	
TEXAS STATE	12/01/18	*	35	4-8	.500	0-0	.000	5-5	1.000	0	4	4	4.8	4	2	1	0	1	13	7.9	
MID-AMERICA CHRISTIAN	12/08/18	*	30	3-6	.500	0-2	.000	1-2	.500	0	2	2	4.4	2	5	3	0	1	7	7.8	
Totals			9	260	25-66	.379	2-16	.125	18-25	.720	4	36	40	4.4	31	31	23	2	14	70	7.8

Games played: 9
Minutes/game: 28.9
Points/game: 7.8
FG Pct: 37.9
3FG Pct: 12.5
FT Pct: 72.0

Rebounds/game: 4.4
Assists/game: 3.4
Turnovers/game: 2.6
Assist/turnover ratio: 1.3
Steals/game: 1.6
Blocks/game: 0.2

De Nicolao's Career Stats

Season	gp-gs	min/avg	Total			3-Point		F-Throws			Rebounds				Scoring							
			fg-fga	pct		fg-fga	pct	ft-fa	pct		off	def	tot	avg	pf	fo	ast	to	blk	stl	pts	avg
2016-17	34-34	926/27.2	103-317	.325		24-91	.264	51-75	.680		8	84	92	2.7	113	6	113	81	2	57	281	8.3
2017-18	35-35	976/27.9	109-270	.404		36-104	.346	50-74	.676		14	101	115	3.3	96	2	123	70	3	50	304	8.7
2018-19	9-9	260/28.9	25-66	.379		2-16	.125	18-25	.720		4	36	40	4.4	31	1	31	23	2	14	70	7.8
TOTAL	78-78	2162/27.7	237-653	.363		62-211	.294	119-174	.684		26	221	247	3.2	240	9	267	174	7	121	655	8.4



10 • MITAR (MEE-tar) STANOJEVIC (STAN-o-yeh-vick)

6-7 • 215 • JUNIOR-2L • FORWARD

BE LGRADE, SE RB IA / CYM [TExAS] ACADeMY

As a Junior (2018-19)

- Came off the bench for 13 minutes vs. SDSU, chipping in four points, sinking both shots
- Went for six points and five rebounds in just nine minutes in the season opener

As a Sophomore (2017-18)

- Played in 10 games off the bench, averaging 2.2 points and 1.2 rebounds

As a Freshman (2016-17)

- Appeared in 21 games off the bench, earning C-USA Academic Medal and C-USA Commissioner's Honor Roll accolades.

Season Highs

Points

6 vs. St. Edward's (11/7)

Rebounds

5 vs. St. Edward's (11/7)

Field Goals Made

3 vs. St. Edward's (11/7)

Field Goal Attempts

4 vs. St. Edward's (11/7)

3-Pt Field Goals Made

-

3-Pt Field Goal Attempts

2 vs. UC Irvine (11/19)

Free Throws Made

-

Free Throw Attempts

1 vs. SDSU (11/20)

Assists

1, 2x, last vs. FGCU (11/21)

Steals

1 vs. SDSU (11/20)

Blocked Shots

-

Minutes

13, 2x, last vs. FGCU (11/21)

Career Highs

Points

10, 2x, last at Marshall (1/26/17)

Rebounds

5, 2x, last at Marshall (1/26/17)

Field Goals Made

5 at Marshall (1/26/17)

Field Goal Attempts

5, 2x, last at Marshall (1/26/17)

3-Pt Field Goals Made

1 at Texas Tech (12/7/16)

3-Pt Field Goal Attempts

2 at Southern Miss (1/5/17)

Free Throws Made

4 at Rice (2/16/17)

Free Throw Attempts

4 at Rice (2/16/17)

Assists

3 vs. East Central (11/12/17)

Steals

1 2x, last at Marshall (1/26/17)

Blocked Shots

1 at Marshall (1/26/17)

Minutes

13, 2x, last vs. FGCU (11/21/18)

Stanojevic's 2018-19 Game-by-Game

Opponent	Date	gs	min	Total		3-Pointers		Free throws		Rebounds				pf	a	t/o	blk	stl	pts	avg
				fg	fga	pct	3fg	3fga	pct	ft	fta	pct	off	def	tot	avg				
ST. EDWARD'S	11/07/18	9	3-4	.750	0-0	.000	0-0	.000	4	1	5	5.0	0	0	0	0	0	0	6	6.0
OKLAHOMA	11/12/18	0	0-0	.000	0-0	.000	0-0	.000	0	0	0	2.5	0	0	0	0	0	0	0	3.0
at Oklahoma St.	11/14/18	7	1-2	.500	0-0	.000	0-0	.000	2	1	3	2.7	0	1	0	0	0	0	2	2.7
vs UC Irvine	11/19/18	2	0-2	.000	0-2	.000	0-0	.000	0	1	1	2.3	0	0	1	0	0	0	0	2.0
vs South Dakota St.	11/20/18	13	2-2	1.000	0-0	.000	0-1	.000	0	0	0	1.8	2	0	0	0	1	4	2.4	
vs FGCU	11/21/18	13	1-2	.500	0-0	.000	0-0	.000	1	2	3	2.0	3	1	0	0	0	0	2	2.3
at Houston Baptist	11/26/18	6	0-1	.000	0-0	.000	0-0	.000	1	1	2	2.0	1	0	1	0	0	0	0	2.0
TEXAS STATE	12/01/18	3	0-0	.000	0-0	.000	0-0	.000	0	1	1	1.9	1	0	1	0	0	0	0	1.8
MID-AMERICA CHRISTIAN	12/08/18	4	0-0	.000	0-0	.000	0-0	.000	0	1	1	1.8	2	0	1	0	0	0	0	1.6
Totals		0	57	7-13	.538	0-2	.000	0-1	.000	8	16	1.8	9	2	4	0	1	14	1.6	

Games played: 9
Minutes/game: 6.3
Points/game: 1.6
FG Pct: 53.8
3FG Pct: 0.0
FT Pct: 0.0

Rebounds/game: 1.8
Assists/game: 0.2
Turnovers/game: 0.4
Assist/turnover ratio: 0.5
Steals/game: 0.1

Stanojevic's Career Stats

Season	gp-gs	min/avg	Total		3-Point		F-Throws		Rebounds				Scoring							
			fg-fga	pct	fg-fga	pct	ft-ftr	pct	off	def	tot	avg	pf	fo	ast	to	blk	stl	pts	avg
2016-17	21-0	131/6.2	12-26	.462	1-9	.111	7-9	.778	11	13	24	1.1	12	0	1	11	1	2	32	1.5
2017-18	10-0	50/5.0	8-16	.500	0-5	.000	6-10	.600	6	6	12	1.2	1	0	5	3	0	0	22	2.2
2018-19	9-0	57/6.3	7-13	.538	0-2	.000	0-1	.000	8	8	16	1.8	9	0	2	4	0	1	14	1.6
TOTAL	40-0	238/6.0	27-55	.491	1-16	.063	13-20	.650	25	27	52	1.3	22	0	8	18	1	3	68	1.7



11 • ADOKIYE (ah-DOKE-e-a) IYAYE (E-I-A)

6-3 • 180 • FRESHMAN • GUARD

OKLAHOMA CITY, OKLA. / PUTNAM CITY NORTH HS

As a Freshman (2018-19)

- Had nine points and three rebounds in season debut in season opener vs. St. Edward's
- Went for seven points in 17 minutes with three boards vs. FGCU
- Had 10 points at Oklahoma State
- Set career highs with 12 points in a win over Mid-America Christian, adding three rebounds, two steals and two assists in 22 minutes

Prior to UTSA

- Totaled 1,800 career points with 524 rebounds, 478 assists and 141 steals in high school
- Ranked as the No. 2 college prospect in Oklahoma by OK Hoops Report

Season Highs

Points

12 vs. Mid-America Christian (12/8)

Rebounds

3 4x, last vs. Mid-America Christian (12/8)

Field Goals Made

4, 2x, last vs. Mid-America Christian (12/8)

Field Goal Attempts

12 vs. St. Edward's (11/7)

3-Pt Field Goals Made

2 at Oklahoma State (11/14)

3-Pt Field Goal Attempts

7 at Oklahoma State (11/14)

Free Throws Made

4 vs. SDSU (11/20)

Free Throw Attempts

7 at HBU (11/26)

Assists

2 vs. Mid-America Christian (12/8)

Steals

2 vs. Mid-America Christian (12/8)

Blocked Shots

1 vs. St. Edward's (11/7)

Minutes

23 vs. St. Edwards (11/7)

Career Highs

Points

12 vs. Mid-America Christian (12/8/18)

Rebounds

3 4x, last vs. Mid-America Christian (12/8/18)

Field Goals Made

4, 2x, last vs. Mid-America Christian (12/8/18)

Field Goal Attempts

12 vs. St. Edward's (11/7/18)

3-Pt Field Goals Made

2 at Oklahoma State (11/14/18)

3-Pt Field Goal Attempts

7 at Oklahoma State (11/14/18)

Free Throws Made

4 vs. SDSU (11/20/18)

Free Throw Attempts

7 at HBU (11/26/18)

Assists

2 vs. Mid-America Christian (12/8/18)

Steals

2 vs. Mid-America Christian (12/8/18)

Blocked Shots

1 vs. St. Edward's (11/7/18)

Minutes

23 vs. St. Edwards (11/7/18)

Iyaye's 2018-19 Game-by-Game

Opponent	Date	gs	min	Total		3-Pointers		Free throws		Rebounds				pf	a	t/o	blk	stl	pts	avg
				fg-fga	pct	3fg-fga	pct	ft-fa	pct	off	def	tot	avg							
ST. EDWARD'S	11/07/18	23	4-12	.333	0-4	.000	1-1	1.000	1	2	3	3.0	1	0	2	1	0	9	9.0	
OKLAHOMA	11/12/18	16	0-4	.000	0-3	.000	0-0	.000	0	0	0	1.5	0	0	0	0	0	0	4.5	
at Oklahoma St.	11/14/18	19	4-9	.444	2-7	.286	0-0	.000	1	1	2	1.7	1	0	0	0	0	10	6.3	
vs UC Irvine	11/19/18	22	2-5	.400	0-1	.000	2-2	1.000	1	2	3	2.0	2	0	0	0	1	6	6.3	
vs South Dakota St.	11/20/18	20	1-5	.200	0-3	.000	4-4	1.000	0	0	0	1.6	1	1	0	0	1	6	6.2	
vs FGCU	11/21/18	17	3-5	.600	0-0	.000	1-1	1.000	1	2	3	1.8	0	1	0	0	0	7	6.3	
at Houston Baptist	11/26/18	20	1-4	.250	0-1	.000	3-7	.429	1	0	1	1.7	2	0	1	0	1	5	6.1	
TEXAS STATE	12/01/18	13	0-2	.000	0-2	.000	0-0	.000	0	0	0	1.5	1	0	0	0	0	0	5.4	
MID-AMERICA CHRISTIAN	12/08/18	22	4-6	.667	0-1	.000	4-5	.800	0	3	3	1.7	2	2	2	0	2	12	6.1	
Totals		0	172	19-52	.365	2-22	.091	15-20	.750	5	10	15	1.7	10	4	5	1	5	55	6.1

Games played: 9
Minutes/game: 19.1
Points/game: 6.1
FG Pct: 36.5
3FG Pct: 9.1
FT Pct: 75.0

Rebounds/game: 1.7
Assists/game: 0.4
Turnovers/game: 0.6
Assist/turnover ratio: 0.8
Steals/game: 0.6
Blocks/game: 0.1

Iyaye's Career Stats

Season		gp-gs	min/avg	Total		3-Point		F-Throws		Rebounds				pf	fo	ast	to	blk	stl	Scoring	
				fg-fga	pct	fg-fga	pct	ft-ftr	pct	off	def	tot	avg							pts	avg
2018-19		9-0	172/19.1	19-52	.365	2-22	.091	15-20	.750	5	10	15	1.7	10	0	4	5	1	5	55	6.1
TOTAL		9-0	172/19.1	19-52	.365	2-22	.091	15-20	.750	5	10	15	1.7	10	0	4	5	1	5	55	6.1



15 • ADRIAN RODRIGUEZ

6-7 • 235 • FRESHMAN • FORWARD

TULSA, OKLA. / UNION HS

As a Redshirt Freshman (2018-19)

- Had five rebounds in 12 minutes in the season opener
- Went for six points and four boards in 16 minutes vs. Oklahoma

As a Freshman (2017-18)

- Scored 10 points and had eight rebounds in 14 minutes off the bench in the season opener before suffering a season-ending injury

Prior to UTSA

- All-state performer averaged 14.1 point, 8.4 rebound, 2.6 assists and 1.6 blocks, earning nomination for the 2017 McDonald's All-America game

Season Highs

Points

6 vs. Oklahoma (11/12)

Rebounds

5 vs. St. Edward's (11/7)

Field Goals Made

3 vs. Oklahoma (11/12)

Field Goal Attempts

4 vs. Oklahoma (11/12)

3-Pt Field Goals Made

-

3-Pt Field Goal Attempts

1 vs. Oklahoma (11/12)

Free Throws Made

3 vs. UC Irvine (11/19)

Free Throw Attempts

6 vs. UC Irvine (11/19)

Assists

2 vs. St. Edward's (11/7)

Steals

1 vs. FGCU (11/21)

Blocked Shots

-

Minutes

16 vs. Oklahoma (11/12)

Career Highs

Points

10 vs. East Central (11/12/17)

Rebounds

8 vs. East Central (11/12/17)

Field Goals Made

3 vs. Oklahoma (11/12/18)

Field Goal Attempts

4 vs. Oklahoma (11/12/18)

3-Pt Field Goals Made

-

3-Pt Field Goal Attempts

1 vs. Oklahoma (11/12/18)

Free Throws Made

3 vs. UC Irvine (11/19/18)

Free Throw Attempts

6 vs. UC Irvine (11/19/18)

Assists

2 vs. St. Edward's (11/7/18)

Steals

1 vs. FGCU (11/21/18)

Blocked Shots

-

Minutes

16 vs. Oklahoma (11/12/18)

Rodriguez's 2018-19 Game-by-Game

Opponent	Date	gs	min	Total		3-Pointers		Free throws		Rebounds				pf	a	t/o	blk	stl	pts	avg
				fg-fga	pct	3fg-fga	pct	ft-fa	pct	off	def	tot	avg							
ST. EDWARD'S	11/07/18	12		0-2	.000	0-0	.000	0-0	.000	1	4	5	5.0	1	2	2	0	0	0	0.0
OKLAHOMA	11/12/18	16	3-4	.750	0-1	.000	0-0	.000	2	2	4	4.5	1	0	2	0	0	6	3.0	
at Oklahoma St.	11/14/18	14	1-1	1.000	0-0	.000	0-0	.000	1	2	3	4.0	2	0	1	0	0	2	2.7	
vs UC Irvine	11/19/18	10	1-2	.500	0-0	.000	3-6	.500	1	0	1	3.3	0	0	0	0	0	5	3.3	
vs South Dakota St.	11/20/18	8	0-1	.000	0-0	.000	0-0	.000	0	1	1	2.8	2	0	0	0	0	0	2.6	
vs FGCU	11/21/18	11	1-2	.500	0-0	.000	0-0	.000	2	0	2	2.7	1	1	0	0	1	2	2.5	
at Houston Baptist	11/26/18	2	0-0	.000	0-0	.000	0-0	.000	0	1	1	2.4	0	0	0	0	0	0	2.1	
TEXAS STATE	12/01/18	2	0-0	.000	0-0	.000	0-0	.000	0	0	0	2.1	0	0	1	0	0	0	1.9	
MID-AMERICA CHRISTIAN	12/08/18	7	1-1	1.000	0-0	.000	0-0	.000	0	0	0	1.9	1	1	0	0	0	2	1.9	
Totals		0	82	7-13	.538	0-1	.000	3-6	.500	7	10	17	1.9	8	4	6	0	1	17	1.9

Games played: 9
Minutes/game: 9.1
Points/game: 1.9
FG Pct: 53.8
3FG Pct: 0.0
FT Pct: 50.0

Rebounds/game: 1.9
Assists/game: 0.4
Turnovers/game: 0.7
Assist/turnover ratio: 0.7
Steals/game: 0.1

Rodriguez's Career Stats

Season	gp-gs		Total		3-Point		F-Throws		Rebounds									Scoring		
	min/avg		fg-fga	pct	fg-fga	pct	ft-fa	pct	off	def	tot	avg	pf	fo	ast	to	blk	stl	pts	avg
2017-18	1-0	14/14.0	5-7	.714	0-0	.000	0-0	.000	4	4	8	8.0	0	0	1	0	0	0	10	10.0
2018-19	9-0	82/9.1	7-13	.538	0-1	.000	3-6	.500	7	10	17	1.9	8	0	4	6	0	1	17	1.9
TOTAL	10-0	96/9.6	12-20	.600	0-1	.000	3-6	.500	11	14	25	2.5	8	0	5	6	0	1	27	2.7



22 • KEATON WALLACE

6-3 • 185 • SOPHOMORE-1L • GUARD
DALLAS, TEXAS / RICHARDSON HS

As a Sophomore (2018-19)

- Turned in a historic game in a 30-point win over Mid-America Christian, setting career highs in points (35), 3 pointers (nine), rebounds (nine) and blocks (three). His nine treys marked the second-most in UTSA single-game history. He finished a rebound shy of his first career double-double.
- Played a career high 39 minutes vs. Texas State, collecting 19 points on 6 of 13 shooting
- Had 23 points vs. UC Irvine, 21 vs. SDSU and 19 points vs. FGCU in the Gulf Coast Showcase
- After going for 15 points in the opener, had 15 points in 26 minutes vs. Oklahoma and eight points at Oklahoma State

As a Freshman (2017-18)

- Conference USA All-Freshman Team
- Three-time C-USA Freshman of the Week (11/13, 12/4, 12/11)
- Averaged 11.4 points, 3.1 rebounds and 2.7 assists
- Had double digits in 21 games including five 20+ games

Season Highs

Points

35 vs. Mid-America Christian (12/8)

Rebounds

9 vs. Mid-America Christian (12/8)

Field Goals Made

12 vs. Mid-America Christian (12/8)

Field Goal Attempts

20 vs. FGCU (11/21)

3-Pt Field Goals Made

9 vs. Mid-America Christian (12/8)

3-Pt Field Goal Attempts

13 vs. Mid-America Christian (12/8)

Free Throws Made

8 vs. SDSU (11/20)

Free Throw Attempts

10 vs. SDSU (11/20)

Assists

4 vs. Oklahoma (11/12)

Steals

2, 3x, last at HBU (11/26)

Blocked Shots

3 vs. Mid-America Christian (12/8)

Minutes

39 vs. Texas State (12/1)

Career Highs

Points

35 vs. Mid-America Christian (12/8/18)

Rebounds

9 vs. Mid-America Christian (12/8/18)

Field Goals Made

12 vs. Mid-America Christian (12/8/18)

Field Goal Attempts

21 at Oklahoma (12/4/17)

3-Pt Field Goals Made

9 vs. Mid-America Christian (12/8/18)

3-Pt Field Goal Attempts

13, 2x, last vs. Mid-America Christian (12/8/18)

Free Throws Made

8 vs. SDSU (11/20/18)

Free Throw Attempts

10 vs. SDSU (11/20/18)

Assists

11 at UAB (1/27/18)

Steals

3, 3x, last at MTSU (1/25/18)

Blocked Shots

3 vs. Mid-America Christian (12/8/18)

Minutes

39 vs. Texas State (12/1/18)

Wallace's 2018-19 Game-by-Game

Opponent	Date	gs	min	Total		3-Pointers		Free throws		Rebounds				pf	a	t/o	blk	stl	pts	avg	
				fg-fga	pct	3fg-fga	pct	ft-fa	pct	off	def	tot	avg								
ST. EDWARD'S	11/07/18	*	33	6-20	.300	2-12	.167	1-2	.500	0	1	1	1.0	2	0	2	1	1	15	15.0	
OKLAHOMA	11/12/18	*	26	6-18	.333	4-12	.333	0-0	.000	2	2	4	2.5	3	4	2	2	1	16	15.5	
at Oklahoma St.	11/14/18	*	25	2-9	.222	2-9	.222	2-2	1.000	0	3	3	2.7	4	3	4	0	2	8	13.0	
vs UC Irvine	11/19/18	*	35	8-16	.500	3-7	.429	4-4	1.000	0	5	5	3.3	2	1	3	0	0	23	15.5	
vs South Dakota St.	11/20/18	*	34	5-14	.357	3-9	.333	8-10	.800	2	1	3	3.2	1	2	2	0	2	21	16.6	
vs FGCU	11/21/18	*	34	7-20	.350	4-10	.400	1-1	1.000	0	4	4	3.3	0	3	3	0	0	19	17.0	
at Houston Baptist	11/26/18	*	38	7-14	.500	4-7	.571	2-2	1.000	1	7	8	4.0	2	2	3	1	2	20	17.4	
TEXAS STATE	12/01/18	*	39	6-13	.462	3-7	.429	4-4	1.000	1	1	2	3.8	3	1	2	1	1	19	17.6	
MID-AMERICA CHRISTIAN	12/08/18	*	33	12-16	.750	9-13	.692	2-3	.667	2	7	9	4.3	1	3	0	3	1	35	19.6	
Totals			9	297	59-140	.421	34-86	.395	24-28	.857	8	31	39	4.3	18	19	21	8	10	176	19.6

Games played: 9
Minutes/game: 33.0
Points/game: 19.6
FG Pct: 42.1
3FG Pct: 39.5
FT Pct: 85.7

Rebounds/game: 4.3
Assists/game: 2.1
Turnovers/game: 2.3
Assist/turnover ratio: 0.9
Steals/game: 1.1
Blocks/game: 0.9

Wallace's Career Stats

Season	gp-gs	min/avg	Total	3-Point	F-Throws	Rebounds	pf	fo	ast	to	blk	stl	pts	avg
2016-17	1-0	33/33.0	3-14 .214	1-6 .167	0-0 .000	2 4 6 6.0	2	0	2	3	1	1	7	7.0
2017-18	35-19	965/27.6	139-381 .365	74-223 .332	46-62 .742	23 84 107 3.1	70	0	93	59	13	28	398	11.4
2018-19	9-9	297/33.0	59-140 .421	34-86 .395	24-28 .857	8 31 39 4.3	18	0	19	21	8	10	176	19.6
TOTAL	45-28	1295/28.8	201-535 .376	109-315 .346	70-90 .778	33 119 152 3.4	90	0	114	83	22	39	581	12.9



23 • ATEM (A-tim) BIOR (BE-or)

6-7 • 220 • JUNIOR-TR • FORWARD

BRISBANE, AUSTRALIA / NEW MEXICO MILITARY

As a Junior (2018-19)

- Came off the bench for the first time in his career six points and seven rebounds vs. Mid-America Christian
- Made UTSA debut in the season opener with four points, seven rebounds and one assist in 19 minutes
- Had four points and six boards vs. Oklahoma and nine points and five boards at Oklahoma State

Prior to UTSA

- Averaged 13.1 points and 8.7 rebounds at the New Mexico Military Institute in 2017-18.
- Averaged 7.2 points and 4.1 rebounds as a redshirt freshman at New Mexico Highlands in 2016-17

Season Highs

Points

11 vs. SDSU (11/20)

Rebounds

8 at HBU (11/26)

Field Goals Made

5 vs. SDSU (11/20)

Field Goal Attempts

11 at Oklahoma State (11/14)

3-Pt Field Goals Made

-

3-Pt Field Goal Attempts

2 vs. St. Edward's (11/7)

Free Throws Made

4 vs. Texas State (12/1)

Free Throw Attempts

7 at Oklahoma State (11/14)

Assists

2, 2x, last vs. Mid-America Christian (12/8)

Steals

2, 3x, last vs. FGCU (11/21)

Blocked Shots

1, 2x, last vs.

Mid-America Christian (12/8)

Minutes

27, 3x, last at HBU (11/26)

Career Highs

Points

11 vs. SDSU (11/20/18)

Rebounds

8 at HBU (11/26/18)

Field Goals Made

5 vs. SDSU (11/20/18)

Field Goal Attempts

11 at Oklahoma State (11/14/18)

3-Pt Field Goals Made

-

3-Pt Field Goal Attempts

2 vs. St. Edward's (11/7/18)

Free Throws Made

4 vs. Texas State (12/1/18)

Free Throw Attempts

7 at Oklahoma State (11/14/18)

Assists

2, 2x, last vs. Mid-America Ch. (12/8/18)

Steals

2, 3x, last vs. FGCU (11/21/18)

Blocked Shots

1, 2x, last vs.

Mid-America Christian (12/8/18)

Minutes

27, 3x, last at HBU (11/26/18)

Bior's 2018-19 Game-by-Game

Opponent	Date	gs	min	Total		3-Pointers		Free throws		Rebounds				pf	a	t/o	blk	stl	pts	avg
				fg-fga	pct	3fg-fga	pct	ft-fa	pct	off	def	tot	avg							
ST. EDWARD'S	11/07/18	*	19	2-7	.286	0-2	.000	0-0	.000	1	6	7	7.0	3	1	6	0	0	4	4.0
OKLAHOMA	11/12/18	*	22	2-5	.400	0-1	.000	0-0	.000	2	4	6	6.5	3	2	3	0	0	4	4.0
at Oklahoma St.	11/14/18	*	27	3-11	.273	0-1	.000	3-7	.429	2	3	5	6.0	1	0	2	0	2	9	5.7
vs UC Irvine	11/19/18	*	24	1-8	.125	0-0	.000	3-4	.750	1	4	5	5.8	1	0	1	0	2	5	5.5
vs South Dakota St.	11/20/18	*	25	5-8	.625	0-0	.000	1-1	1.000	2	3	5	5.6	3	1	2	0	0	11	6.6
vs FGCU	11/21/18	*	27	2-7	.286	0-0	.000	0-0	.000	1	6	7	5.8	2	0	1	0	2	4	6.2
at Houston Baptist	11/26/18	*	27	3-6	.500	0-0	.000	1-2	.500	5	3	8	6.1	3	1	2	0	0	7	6.3
TEXAS STATE	12/01/18	*	25	2-6	.333	0-0	.000	4-4	1.000	0	2	2	5.6	1	0	2	1	1	8	6.5
MID-AMERICA CHRISTIAN	12/08/18		15	3-4	.750	0-0	.000	0-0	.000	2	5	7	5.8	1	2	3	1	0	6	6.4
Totals		8	211	23-62	.371	0-4	.000	12-18	.667	16	36	52	5.8	18	7	22	2	7	58	6.4

Games played: 9
Minutes/game: 23.4
Points/game: 6.4
FG Pct: 37.1
3FG Pct: 0.0
FT Pct: 66.7

Rebounds/game: 5.8
Assists/game: 0.8
Turnovers/game: 2.4
Assist/turnover ratio: 0.3
Steals/game: 0.8
Blocks/game: 0.2

Bior's Career Stats

Season	gp-gs	min/avg	Total		3-Point		F-Throws		Rebounds				pf	fo	ast	to	blk	stl	Scoring	
			fg-fga	pct	fg-fga	pct	ft-fa	pct	off	def	tot	avg							pts	avg
2018-19	9-8	211/23.4	23-62	.371	0-4	.000	12-18	.667	16	36	52	5.8	18	0	7	22	2	7	58	6.4
TOTAL	9-8	211/23.4	23-62	.371	0-4	.000	12-18	.667	16	36	52	5.8	18	0	7	22	2	7	58	6.4



25 • NICK ALLEN

6-8 • 235 • SENIOR-3L • FORWARD

SURPRISE, ARIZ. / WILLOW CANYON HS

As a Senior (2018-19)

- Had 15 points, eight rebounds and three triples in the season opener
- Went for 15 points vs. Oklahoma and had six points and six boards at Oklahoma State
- Had 13 points and four boards, on 5 of 7 shooting, in a win over FGCU

As a Junior (2017-18)

- Started at the 5 in all 35 games
- Averaged 8.9 points, 5.1 rebounds and 1.1 assists per game
- Scored in double figures in 17 games

As a Sophomore (2016-17)

- Starter in the first 20 games of the year, averaging 5.8 points and 4.2 rebounds
- Had 17 points at Utah Valley

As a Freshman (2015-16)

- Appeared in 31 games with 14 starts
- Averaged 4.1 points and 2.9 rebounds

Season Highs

Points

15, 2x, last vs. Oklahoma

Rebounds

9 at HBU (11/26)

Field Goals Made

6 vs. Oklahoma (11/12)

Field Goal Attempts

12 vs. Oklahoma (11/12)

3-Pt Field Goals Made

3, 2x, last vs. Oklahoma (11/12)

3-Pt Field Goal Attempts

7 vs. SDSU (11/20)

Free Throws Made

2, 2x, last vs. FGCU (11/21)

Free Throw Attempts

2, 3x, last vs. FGCU (11/21)

Assists

4 vs. Oklahoma (11/12)

Steals

1, 5x, last vs. Mid-America Christian (12/8)

Blocked Shots

1, 2x last at HBU (11/26)

Minutes

34 vs. Oklahoma (11/12)

Career Highs

Points

18 vs. Southern Miss (2/22/18)

Rebounds

14 at Fresno State (11/11/16)

Field Goals Made

6 2x, last vs. Oklahoma (11/12/18)

Field Goal Attempts

13 vs. Southern Miss (2/22/18)

3-Pt Field Goals Made

3, 3x, last vs. Oklahoma (11/12/18)

3-Pt Field Goal Attempts

8 vs. Southern Miss (2/22/18)

Free Throws Made

6 vs. Marshall (3/8/18)

Free Throw Attempts

10 vs. Lamar (3/14/18)

Assists

4, 2x last vs. Oklahoma (11/12/18)

Steals

2, 3x, last at MTSU (1/25/18)

Blocked Shots

3 vs. FAU (1/13/18)

Minutes

34 vs. Oklahoma (11/12/18)

Allen's 2018-19 Game-by-Game

Opponent	Date	gs	min	Total	3-Pointers	Free throws	Rebounds	pf	a	tlo	blk	stl	pts	avg
				fg-fga	pct	3fg-fga	pct	ft-fa	pct	off	def	tot	avg	
ST. EDWARD'S	11/07/18	*	27	5-9	.556	3-6	.500	2-2	1.000	2	6	8	8.0	4
OKLAHOMA	11/12/18	*	34	6-12	.500	3-8	.375	0-0	.000	1	0	1	4.5	2
at Oklahoma St.	11/14/18	*	26	3-9	.333	0-3	.000	0-0	.000	3	3	6	5.0	3
vs UC Irvine	11/19/18	*	31	1-9	.111	0-3	.000	0-0	.000	0	2	2	4.3	4
vs South Dakota St.	11/20/18	*	30	5-10	.500	2-7	.286	0-1	.000	2	2	4	4.2	2
vs FGCU	11/21/18	*	29	5-7	.714	1-2	.500	2-2	1.000	1	3	4	4.2	1
at Houston Baptist	11/26/18	*	27	3-7	.429	1-3	.333	1-2	.500	3	6	9	4.9	5
TEXAS STATE	12/01/18	*	22	0-3	.000	0-1	.000	2-2	1.000	1	6	7	5.1	3
MID-AMERICA CHRISTIAN	12/08/18	*	25	2-3	.667	0-1	.000	0-0	.000	0	5	5	5.1	2
Totals		9	251	30-69	.435	10-34	.294	7-9	.778	13	33	46	5.1	26

Games played: 9
Minutes/game: 27.9
Points/game: 8.6
FG Pct: 43.5
3FG Pct: 29.4
FT Pct: 77.8

Rebounds/game: 5.1
Assists/game: 1.0
Turnovers/game: 1.8
Assist/turnover ratio: 0.6
Steals/game: 0.6
Blocks/game: 0.2

Allen's Career Stats

Season	gp-gs	min/avg	Total	3-Point	F-Throws	Rebounds	pf	fo	ast	to	blk	stl	pts	avg
			fg-fga	pct	fg-fga	pct	ft-fa	pct	off	def	tot	avg		
2015-16	31-14	501/16.2	50-110	.455	7-26	.269	20-31	.645	22	69	91	2.9	84	6
2016-17	34-21	719/21.1	76-183	.415	15-57	.263	34-51	.667	42	104	146	4.3	91	5
2017-18	35-35	869/24.8	119-231	.515	33-77	.429	40-59	.678	59	119	178	5.1	98	5
2018-19	9-9	251/27.9	30-69	.435	10-34	.294	7-9	.778	13	33	46	5.1	26	1
TOTAL	109-79	2340/21.5	275-593	.464	65-194	.335	101-150	.673	136	325	461	4.2	299	17



1 • Christian Plummer
6-2 • G • So.-HS
Coppell, Texas



2 • Jhivvan Jackson
6-0 • G • So.-1L
Bayamon, Puerto Rico



3 • Byron Frohnen
6-6 • F • Jr.-2L
Las Vegas, Nev.



4 • Tamir Bynum
6-0 • G • Fr.-HS
Houston, Texas



5 • Giovanni De Nicolao
6-3 • G • Jr.-2L
Padua, Italy



10 • Mitar Stanojevic
6-7 • F • Jr.-TR
Belgrade, Serbia




11 • Adokiye Iyaye
6-3 • G • Fr.-HS
Oklahoma City, Okla.



13 • Mateo Escheik
6-6 • F • Fr.-HS
Plano, Texas



15 • Adrian Rodriguez
6-7 • F • R-Fr.-1L
Tulsa, Okla.



21 • Knox Hellums
6-5 • G • Jr.-TR
Tomball, Texas



22 • Keaton Wallace
6-3 • G • So.-1L
Dallas, Texas



23 • Atem Bior
6-7 • F • Jr.-TR
Brisbane, Australia



25 • Nick Allen
6-8 • F • Sr.-1L
Surprise, Ariz.



32 • Austin Timperman
6-9 • F • Fr.-HS
The Woodlands, Texas



41 • Toby Van Ry
6-10 • F • Sr.-1L
Fort Collins, Colo.



Steve Henson
Head Coach
Third Season



Mike Peck
Associate Head Coach
Third Season



Scott Thompson
Assistant Coach
Third Season



Adam Hood
Assistant Coach
Third Season



Jeff Luster
Director of Operations
Fourth Season