



RAZORBACKS

Jeri Thorpe | Associate Communications Director
P: 479-283-3344 | E: jthorpe@uark.edu | ArkansasRazorbacks.com

2018-19 ARKANSAS WOMEN'S BASKETBALL

THE SCHEDULE | 8-3, 0-0 SEC

Date	Opponent	Time/TV	TV
Oct. 29	Southwest Baptist (Exh.)	7 p.m.	W, 115-53
Nov. 1	East Central Univ. (Exh.)	7 p.m.	W, 101-46
Nov. 9	Northwestern St. (Elem. Day)	SECN+	W, 98-53
Nov. 14	at UT Arlington	ESPN+	W, 66-65
Nov. 18	No. 22 Arizona State	SECN	L, 85-83
Nov. 23	vs. Tennessee State-I	7:30 p.m.	W, 79-55
Nov. 24	vs. Pittsburgh-I	7:30 p.m.	L, 61-54
Nov. 25	vs. Wisconsin-I	7:30 p.m.	W, 69-68
Nov. 28	Oral Roberts	SECN+	W, 74-61
Dec. 2	at No. 23 Iowa State^	2 p.m.	L, 91-82
Dec. 4	Tennessee Tech	SECN+	W, 65-42
Dec. 8	at Abilene Christian	SECN	W, 80-68
Dec. 16	Prairie View A&M	SECN+	W, 71-44
Dec. 18	Nebraska	7 p.m.	SECN+
Dec. 20	at Tulsa	2 p.m.	CST
Dec. 30	Jackson State	2 p.m.	SECN+
Jan. 3	Mississippi State*	6 p.m.	SECN
Jan. 6	at Ole Miss*	2 p.m.	SECN
Jan. 10	at Missouri*	7 p.m.	SECN+
Jan. 13	Vanderbilt*	2 p.m.	SECN+
Jan. 21	at Tennessee*	6 p.m.	SECN
Jan. 24	Alabama* (We Back Pat)	7 p.m.	SECN+
Jan. 27	at Florida*	1 p.m.	SECN+
Jan. 31	Georgia*	7 p.m.	SECN+
Feb. 3	South Carolina*	4 p.m.	SECN
Feb. 7	at LSU*	8 p.m.	SECN
Feb. 10	Auburn* (Play4Kay)	1 p.m.	SECN
Feb. 17	at Kentucky*	1 p.m.	SECN+
Feb. 21	at Georgia*	6 p.m.	SECN+
Feb. 24	Ole Miss* (Senior Day)	3 p.m.	SECN
Feb. 28	Missouri*	8 p.m.	SECN
March 3	at Texas A&M*	4 p.m.	SECN
March 6-10	SEC Championship	TBA	SECN, ESPN
!-Music City Thanksgiving Challenge ^-Big 12/SEC Challenge			
*-SEC Contest			

GAME 12 | Nebraska (5-5 | Dec. 18 | Fayetteville, Ark. (Bud Walton Arena / 19,200)

SERIES

Overall	0-1
SEC	0-0
In Fayetteville	0-0
Away	0-1
Neutral	0-0
Postseason	NA

LAST FIVE MEETINGS

11/26/2017 L, 80-69 Lincoln

ARKANSAS RAZORBACKS

PTS / GAME	74.8
PTS ALLOWED / GAME	63.3
FG %	.388
FG DEFENSE %	.380
3-PT FG %	.299
3-PT FG DEFENSE %	.286
REB / GAME	41.9
REB ALLOWED / GAME	43.4
LEADING SCORER	Dungee, 16.3
LEADING REBOUNDER	Williams, 8.5
LEADER IN ASSISTS	Gaulden, 28
HEAD COACH	Mike Neighbors
ARKANSAS RECORD	21-21 (2)
CAREER RECORD	119-62 (6)

NEBRASKA HUSKERS

PTS / GAME	77.6
PTS ALLOWED / GAME	70.0
FG %	.442
FG DEFENSE %	.387
3-PT FG %	.336
3-PT FG DEFENSE %	.312
REB / GAME	43.8
REB ALLOWED / GAME	37.5
LEADING SCORER	Haiby, 10.5
LEADING REBOUNDER	Cain, 7.2
LEADER IN ASSISTS	Whitish, 44
HEAD COACH	Amy Williams
SCHOOL RECORD	33-38 (3)
CAREER RECORD	226-147 (12)

STORYLINES

A LOT OF OFFENSE

- Four different players (Tolefree, Monk, Dungee & Thomas) have led Arkansas in scoring.
- Three players (Dungee, Monk and Tolefree) all average double figures with 16.2 ppg, 12.8 ppg and 12.5 ppg, respectively.
- Each of those three players have scored over 135 points this season.
- Dungee, Monk and Tolefree have scored 457 of Arkansas' 823 points this season. That is 55.5% of the team's offense.
- Dungee, Monk and Tolefree have combined for eight 20+ point performances and they have 15 games with 15 or more points.
- Dungee ranks **eighth in the SEC** followed by Monk at No. 23 and Tolefree at No. 29.
- Arkansas ranks **sixth in the SEC** averaging 75.2 points per game.

FUNCTIONALLY FAST

- Play fast and don't turn it over is Arkansas' motto this year.
- Possessions are important. Arkansas has taken 1,001 shots (739 FG+262 FT) with 460 (287 FG+173 FT) makes (46%).
- Arkansas has turned the ball over only 126 times - with four consecutive games in single digits
- The Razorbacks have played five games (Pitt, Iowa State, Tennessee Tech, Abilene Christian, PVAMU) with single-digit miscues.

MONK NEARING 1,000

- Malica Monk enters today's game with 992 career points.
- She will become the 28th player to reach the 1,000-point plateau.
- See inside for more details on Monk's journey to 1,000 points.

FOLLOW, WATCH & LISTEN



@RAZORBACKWBB

Broadcast: SECN+ (<https://es.pn/2Q0VsPn>)

Talent: Brett Dolan, Kikko Haydar

Live Scoring: <http://statb.us/e/233636>

Razorback Sports Network from IMG (Radio)

Phil Elson

Fayetteville - KQSM-FM-92.1 /// KYNG-AM - 1590*

Fort Smith - KFPW-AM-1230 /// KHGG-AM-1580*

Rogers - KURM-AM-790 /// FM-100.3

*If there are conflicts on the FM station

THE LINEUP (last game starters)

ALEXIS TOLEFREE



Jr | Conway, Ark.

PPG	FG%	RPG	3-PT
2	12.5	.311	3.5
			26

MALICA MONK



Sr | N. Little Rock, Ark.

PPG	FG%	RPG	Ast
3	12.8	.420	2.6
			26

KIARA WILLIAMS



Jr | Little Rock, Ark.

PPG	FG%	RPG	BLK
10	7.3	.544	8.5
			16


JAILYN MASON



Jr | Mason, Ohio

PPG	FG%	RPG	Ast
14	6.6	.373	3.4
			23

CHELSEA DUNGEE



RSO | Sapulpa, Okla.

PPG	FG%	RPG	FT%
33	16.3	.409	4.2
			.761

2018-19 @RAZORBACKWBB

NUMERICAL

NO.	NAME	POS	HT	CL	HOMETOWN/PREVIOUS SCHOOL	TWITTER
0	A'Tyanna Gaulden	G	5-7	RSo	Ocilla, Ga./Americus Sumter HS/Florida State	@AtyannaGaulden
1	Raven Northcross-Baker	G	5-9	Sr	Malvern, Ark./Malvern HS/Chipola College	@ravenbaker_4
2	Alexis Tolefree	G	5-8	Jr	Conway, Ark./Conway HS/Jones County JC	@a2smooth_
3	Malica Monk	G	5-5	Sr	N. Little Rock, Ark./NLR HS	@TheRealMalica
10	Kiara Williams	C	6-1	Jr	Little Rock, Ark./LR Central HS	@kiara_will22
13	Grayce Spangler	G	5-10	So	Fayetteville, Ark. Fayetteville HS	@grayce_1313
14	Jailyn Mason	PG	5-9	Jr	Mason, Ohio/William Mason HS	@UofAjbmason
20	Sydney Stout	F	6-0	Jr	Bixby, Okla./Bixby HS	@sydeny_stout
22	Bailey Zimmerman	F	6-0	Sr	St. Vincent, Ark. /Wonderview HS	@Bailey_Ann22
23	Amber Ramirez*	G	5-9	Jr	San Antonio, Texas/Wagner HS/TCU	@yungram_
24	Taylah Thomas	F	6-1	So	Arlington, Texas/Mansfield Timberview HS	@hailtaylahh
30	Macy Weaver	F	6-3	So	Davis Junction, Ill./Stillman Valley HS	@macyweaver528
33	Chelsea Dungee	G	5-11	RSo	Sapulpa, Okla./Sapulpa HS/Oklahoma	@ChelseaDungee22
52	Rokia Doumbia	G	5-9	Fr	Bradenton, Fla./IMG Academy/Mali, Africa	@23RokiaDoumbia

*Will redshirt due to NCAA transfer rules

COACHING STAFF

Title	Name	Year	Alma Mater
Head Coach	Mike Neighbors	2nd Season	Arkansas, 1993
Assistant Coach	Todd Schaefer	2nd Season	Thomas More College, 1995
Assistant Coach	Lacey Goldwire	2nd Season	Oklahoma State, 2010
Assistant Coach	Pauline Love	2nd Season	Southern Miss, 2010
Director of Operations	Amber Shirey	31st Season	Arkansas, 1992
Director of Video and Scouting	Jeff Brazil	12th Season	Arkansas, 2010
Dir. of Student-Athlete Devel.	C'eira Ricketts	2nd Season	Arkansas, 2015

ELIGIBILITY

Seniors (3)	Juniors (5)	Sophomores (5)	Freshmen (1)
Raven Northcross-Baker	Alexis Tolefree	Chelsea Dungee	Rokia Doumbia
Malica Monk	Jailyn Mason	A'Tyanna Gaulden	
Bailey Zimmerman	Amber Ramirez*	Grayce Spangler	
	Sydney Stout	Taylah Thomas	
	Kiara Williams	Macy Weaver	

ALPHABETICAL

NO.	NAME	POS	HT	CL	MAJOR
52	Rokia Doumbia	G	5-9	Fr	Pre-Business
33	Chelsea Dungee	G	5-11	R-So	Communication
0	A'Tyanna Gaulden	G	5-7	R-So	Apparel Merchandise & Product Development
14	Jailyn Mason	PG	5-9	Jr	Journalism: News/Editorial
3	Malica Monk	G	5-5	Sr	Recreation & Sport Management
1	Raven Northcross-Baker	G	5-9	Sr	Criminal Justice and Sociology
23	Amber Ramirez	G	5-9	Jr	Criminal Justice
13	Grayce Spangler	G	5-11	So	Journalism: Broadcast
20	Sydney Stout	F	6-0	Jr	Marketing
24	Taylah Thomas	F	6-1	So	Nursing/Public Health
2	Alexis Tolefree	G	5-8	Jr	Sociology
30	Macy Weaver	F	6-3	So	Supply Chain Management
10	Kiara Williams	C	6-1	Jr	Communication
22	Bailey Zimmerman	F	6-0	Sr	Apparel Merchandise & Product Development

BY STATE

ARKANSAS	
Malica Monk	N. Little Rock
Raven Northcross-Baker	Malvern
Grayce Spangler	Fayetteville
Alexis Tolefree	Conway
Kiara Williams	Little Rock
Bailey Zimmerman	St. Vincent

GEORGIA

A'Tyanna Gaulden	Ocilla
------------------	--------

ILLINOIS

Macy Weaver	Davis Junction
-------------	----------------

OHIO

Jailyn Mason	Mason
--------------	-------

OKLAHOMA

Chelsea Dungee	Sapulpa
Sydney Stout	Bixby

TEXAS

Amber Ramirez	San Antonio
Taylah Thomas	Arlington

AFRICA

Rokia Doumbia	Mali
---------------	------

FA-NETIK PRONUNCIATIONS

0	A'Tyanna	AH-tee-ah-nuh
3	Malica	mal-ick-cuh
10	Kiara	key-R-uh
13	Grayce	GRACE
14	Jailyn	JAY-lyn
23	Rokia Doumbia	ro-KEY-uh doom-BE-uh
24	Taylah	TAI-lah

THE SOUTHEASTERN CONFERENCE (Dec. 17, 2018)										
Team	SEC				Overall				N	Strk
	W-L	Pct.	H	A	W-L	Pct.	H	A		
Mississippi State	0-0	.000	0-0	0-0	10-0	1.000	6-0	4-0	0-0	W10
Tennessee	0-0	.000	0-0	0-0	8-0	1.000	4-0	2-0	2-0	W8
Kentucky	0-0	.000	0-0	0-0	10-1	.909	7-0	0-1	3-0	W1
Auburn	0-0	.000	0-0	0-0	8-1	.889	5-0	4-1	0-0	W5
Texas A&M	0-0	.000	0-0	0-0	8-2	.800	4-1	2-0	2-1	W4
Arkansas	0-0	.000	0-0	0-0	8-3	.727	4-1	2-1	2-1	W3
Missouri	0-0	.000	0-0	0-0	8-3	.727	3-2	3-0	2-1	L1
Alabama	0-0	.000	0-0	0-0	7-4	.636	6-1	1-1	0-2	W2
LSU	0-0	.000	0-0	0-0	5-3	.625	4-2	1-1	0-0	L1
Georgia	0-0	.000	0-0	0-0	6-4	.600	5-0	0-3	1-1	L1
South Carolina	0-0	.000	0-0	0-0	6-4	.600	3-2	2-0	1-2	W2
Ole Miss	0-0	.000	0-0	0-0	5-7	.417	5-3	0-1	0-3	L1
Vanderbilt	0-0	.000	0-0	0-0	4-6	.400	3-2	1-3	0-1	L1
Florida	0-0	.000	0-0	0-0	3-7	.300	3-3	0-4	0-0	L1

2019 SEC Women's Basketball Tournament
March 6 - 10 • Greenville, SC
Bon Secours Wellness Arena

Wednesday, March 6
Game 1 Seed #12 vs. Seed #13 TBD
Game 2 Seed #11 vs. Seed #14 TBD

Thursday, March 7
Game 3 Seed #8 vs. Seed #9 TBD
Game 4 Game 2 winner vs. Seed #5 TBD
Game 5 Seed #10 vs. Seed #7 TBD
Game 6 Game 2 winner vs. Seed #6 TBD

Friday, March 8
Game 7 Game 3 winner vs. Seed #1 TBD
Game 8 Game 4 winner vs. Seed #4 TBD
Game 9 Game 5 winner vs. Seed #2 TBD
Game 10 Game 6 winner vs. Seed #3 TBD

Saturday, March 9
Game 11 Game 7 winner vs. Game 8 winner TBD
Game 12 Game 9 winner vs. Game 10 winner TBD

Sunday, March 10
Final Game 11 winner vs. Game 12 winner TBD

OPPONENT

- Nebraska enters the game with a 5-5 record. They are 4-1 at home, 0-4 on the road and 1-0 at a neutral site.
- The Cornhuskers have won three in a row over Kansas, San Jose State and Colorado.
- Two players average double figures led by Sam Haiby at 10.5 points per game. Taylor Kissinger checks in with 10.1 ppg.
- Kate Cain leads the team with 7.2 rebounds per game followed by Ashtyn Veerbeek with 6.8 rpg.
- Nebraska is, on average, outscoring (+7.6) and outrebounding (+6.3) their opponents.
- Arkansas fell, 80-69, in Lincoln last year.
- Malica Monk had 22 points and Devin Cosper dropped in 21 points on the road. Kiara Williams and Taylah Thomas had 11 rebounds each for Arkansas.
- Nebraska is good from distance. They lead their conference in 3-point field goal attempts with 217. They rank second with 7.3 3-point field goals per game and 73 3-point field goals made.

SERIES RECORDS										
OPPONENT	SERIES	H	A	N	LAST	NEIGHBORS AT UA				
Northwestern State	14-3	10-0	0-3	4-0	H - W 98-53 (11/9/2018)	1-0 1-0				
at UT-Arlington	8-0	3-0	3-0	1-0	A - W 66-65 (11/14/2018)	2-0 2-0				
Arizona State	1-1	0-1	1-1	0-0	H - L 88-85 (11/18/2018)	2-6 0-2				
Tennessee State-!	3-0	1-0	0-0	2-0	N - W 79-55 (11/23/2018)	1-0 1-0				
Pittsburgh-!	1-1	0-0	0-0	1-1	N - L 61-54 (11/24/2018)	1-1 0-1				
Wisconsin-!	2-0	1-0	0-0	2-0	H - W 69-68 (11/25/2018)	1-0 1-0				
Oral Roberts	21-9	16-2	5-7	0-0	A - W 74-61 (11/28/2018)	2-0 2-0				
at Iowa State-^	1-1	1-0	0-1	0-0	A - L 91-82 (12/2/2018)	0-1 0-1				
Tennessee Tech	1-1	1-0	0-1	0-0	H - W 65-42 (12/4/18)	1-0 1-0				
at Abilene Christian	2-0	1-0	1-0	0-0	A - W 80-68 (12/8/2018)	2-0 2-0				
Prairie View A&M	2-0	1-0	0-0	1-0	H - W 471-44 (12/17/18)	1-0 1-0				
Nebraska	0-1	0-0	0-1	0-0	A - L 80-69 (11/6/2017)	0-1 0-1				
at Tulsa	21-3	1-2	11-1	0-0	A - W 67-41 (12/10/2017)	1-0 1-0				
Jackson State	3-0	3-0	0-0	0-0	H - W 97-58 (11/9/2012)	First Meeting				
Alabama	22-15	11-6	10-7	1-2	A - W 74-66 (2/4/2018)	1-1 1-1				
Auburn	15-22	8-9	6-11	1-2	A - W 68-58 (1/14/2018)	1-0 1-0				
Florida	9-28	5-11	3-12	1-5	H - L 65-51 (1/18/2018)	0-1 0-1				
Georgia	5-32	3-15	2-16	0-1	A - L 78-65 (1/11/2018)	0-1 0-1				
Kentucky	13-23	9-7	3-13	1-2	A - L 78-57 (2/15/2018)	1-2 0-2				
LSU	16-32	9-14	7-15	0-3	H - L 62-57 (2/18/2018)	0-1 0-1				
Ole Miss	17-26	12-5	2-16	3-5	H - W 73-72 (12/3/2017)	1-0 1-0				
Mississippi State	18-19	10-6	6-11	2-2	A - L 111-69 91/4/2018)	0-2 0-1				
Missouri	11-10	6-3	4-7	1-0	H - L 84-58 (2/12/2018)	1-2 0-2				
South Carolina	17-17	10-6	5-10	2-1	A - L 90-42 (1/25/2018)	0-1 0-1				
Tennessee	3-31	2-14	1-14	0-2	H - L 90-85 (2/8/2018)	0-1 0-1				
Texas A&M	21-10	11-3	8-5	2-2	N - L 82-52 (3/1/2018)	1-3 0-2				
Vanderbilt	9-25	7-8	1-16	1-1	N - W 88-76 (2/28/2018)	1-1 1-1				

CONGRATS GRADUATE!

Seniors Malica Monk and Bailey Zimmerman will don a cap and gown in December as they graduate with their undergrad degrees. Monk is a rec and sport management major while Zimmerman majored in apparel merchandise and product development.



IN THE 4TH QUARTER ARKANSAS HAS ...

- Outscored opponents 214-164
- Shot .381 from the floor
- Committed fewer fouls (66-73)
- Committed fewer turnovers (22-52)
- Had more steals (32-9)
- Made more free throws (46-40)

A FREE SHOT

- Arkansas is second to Kentucky for made free throws with 173. KY has 183.
- Chelsea Dungee leads us shooting .761 (51-67) from the line.
- Dungee ranks ninth in the SEC in FT%.
- Dungee leads the SEC with 51 made FT. Next best is 41 makes.
- Arkansas is second in the SEC and is eighth in the nation with 262 free throw attempts.
- We are second in the SEC and ninth in the country with 173 made free throws.

VERSUS THE SEC/COUNTRY

- Arkansas is first in the SEC and sixth in the nation averaging just 11.5 turnovers per game.
- The Razorbacks are fourth in the SEC with 52 blocked shots this year.
- We are T-2nd in the league with just 126 turnovers and third with a +7.4 turnover margin.
- Arkansas is fourth in the SEC with 103 steals.
- Chelsea Dungee leads the SEC and is 25th in the nation with 67 free throw attempts.
- Malica Monk ranks fourth in the league with 51 FTA.
- Chelsea Dungee leads the SEC with 51 made free throws.
- Alexis Tolefree is first in the SEC with 95 3-point field goal attempts.
- Arkansas is first in the SEC and fourth in the NCAA with 262 free throw attempts.

WHAT'S HE SAYIN'?

Don't be alarmed if you don't understand what Head Coach Mike Neighbors is saying on the bench. He has a language all his own.

Coach Neighbors plays "Positionless Basketball". Instead of having guards, forwards and centers, he has Rabbits, Rackers, Locks and Dragons.



Rabbits run the floor and look to score quickly with a layup.



Rackers are the player with the ball - go to the rack.



Locks are the players who are trying to win the race to the corners



The Dragon is the last player down the court. Watch out for a long distance shot from this spot.

UNDER 10

- Arkansas has played five of its 11 games to an under-10 point margin.
- The Razorbacks have won two games by a single point (UT-Arlington, Wisconsin).
- Arkansas lost to No. 22 Arizona State by one possession, three points.
- Arkansas lost on a neutral site to Pitt by seven points and at No. 22 Iowa State by nine points.

THE PATH TO A MILESTONE

- Malica Monk is on pace to score more than 1,000 career points as a Razorback. She enters the game with Nebraska with 992 career points. How did she get here?
- Monk scored 110, 247 and 494 points, respectively, in each of her first three seasons.
- Monk has 141 points as a senior through 10 1games - more points than she had in 27 games as a freshman.
- Monk has 11 made 3-point baskets this season. That is more than she had as a freshman (2) or a sophomore (7) in complete seasons.
- Monk has started 74 of 96 games including 69 in a row (She has missed some games with injury so the number is not consecutive).
- She has scored in double figures in 50 games, had 11 games with 20+ points and led the team in scoring in 14 games.
- Monk will be the 28th player in program history to score 1,000+ points. She averages 10.3 ppg for her career and if she plays in 19 more games (every regular season game and one contest in the SEC Tournament), she will add 195 more

OUR RECORD WHEN ...

Overall	8-3
Home	4-1
Away	2-1
Neutral	2-1
SEC	TBA
Home	-
Away	-
White Uniforms	4-2
Cardinal Uniforms	4-1
Anthracite Uniforms	-

LEADS/QUARTERS/HALFTIME/OT

Leading after the 1st quarter	4-1
Leading after the 2nd quarter/Half	6-1
Leading after the 3rd quarter	5-1
Leading at the half, home	4-0
Leading at the half, road/neutral	2-0
Tied at the half, home	-
Tied at the half, road/neutral	-
Trailing at the half, home	0-1
Trailing at the half, road/neutral	1-2
Games decided by 5 points or fewer	2-1
Games decided by 10 points or fewer	2-3
Leading with 5:00 left	7-0
Leading with 2:00 left	8-0
Overtime games	-

OFFENSE

Scoring less than 70 points	3-1
Scoring 70-79 points	3-0
Scoring 80-89 points	1-2
Scoring 90-99 points	1-0
Scoring 100+ points	-
2 Players Or Less in Double Figures	2-0
3 Players in Double Figures	2-1
4 Players in Double Figures	3-2
5 Players in Double Figures	-
More than 5 players in Double Figures	1-0 (NSU)
1 Player Scores 20+ Points	4-0
2 Players Score 20+ Points	0-2
When shooting 50 percent or higher	1-0
When shooting less than 50 percent	7-3

REBOUNDING/TURNOVERS

When outrebounding opponent	5-0
When outrebounded	2-3
When rebounds are even	1-0
When grabbing 10+ offensive reb.	8-3
When forcing 15+ turnovers	7-2
When committing less than 15 turnovers	6-3
When committing 15+ turnovers	2-0

Top Scorers (Includes Ties)

Tolefree	NSU, UTA, ASU, Pitt, ACU
Monk	UTA
Dungee	TSU, Wisc., ORU, ISU, TTU
Thomas	PVAM

Top Rebounders (Includes Ties)

Williams	NSU, ASU, TSU, ORU, ISU, TTU, ACU, PVAM
Thomas	NSU, UTA, Wisc.
Zimmerman	Pitt

Months

In November	5-2
In December	3-1
In January	
In February	
In March	

points to her total for 1,187 career points. That would make her 20th all-time in program history.
→ If Monk were to average 12.8 points in 19 games (her 2018-19 ppg average), she would finish with 1,235 career points to rank 17th in program history.

1,000 POINT CLUB

21. Amanda Holley (81-84)	3	94	1,154
22. Monica Brown (83-87)	4	103	1,145
23. Kelly Johnson (92-96)	4	113	1,109
24. Blair Savage (89-93)	4	114	1,072
25. Sarah Pfeifer (02-08)	6	124	1,056
26. Kim Bunge (79-83)	4	114	1,047
27. Lonniya Bragg (97-01)	4	129	1,036
28. Malica Monk (16-present)	4	96	992
29. Whitney Jones (05-09)	4	119	961
30. Keira Peak (11-14)	4	126	936
31. Charity Ford (07-10)	4	117	917
32. Rochelle Vaughn (02-06)	4	120	894
33. Devin Cosper (2016-18)	3	88	866
34. Jhasmin Bowen (12-15)	4	108	861
35. Lanell Dawson (85-87)	2	59	858
Jailyn Mason (17-present)	3	72	640

IN COMPARISON

→ Arkansas has led six of its 10 games at the half.
→ Arkansas has outscored opponents in the second half in eight games and tied them once.
→ Arkansas has made more free throws than its opponents in eight games and had the same number of makes once.
→ The Razorbacks have committed 10 or fewer turnovers five times and had fewer miscues than their opponents in 0 games.
→ Arkansas has had double-figure steals in seven games.

DOUBLING UP

→ Chelsea Dungee has scored in double figures in nine games with 20+ points five times (Arizona State, Wisconsin, Oral Roberts, Iowa State, TTU).
→ Malica Monk has scored in double figures in eight games while Alexis Tolefree has posted double digits seven times.
→ Dungee (5x), Monk (1x) and Tolefree (2x) have scored 20+ points this season.
→ Three players have had double figure rebounding games. Kiara Williams had 11 boards against Tennessee State, ORU and ACU. She had 10 against PVAMU, Bailey Zimmerman had 11 rebounds against Pitt & PVAMU and Taylah Thomas grabbed 12 rebounds against Wisconsin.
→ Bailey Zimmerman had the first double-double of the season and of her career with 11 points and 11 rebounds against Pitt.

NEWCOMERS CAN SCORE

→ Alexis Tolefree (5x) and Chelsea Dungee (5x) have led Arkansas in scoring.
→ Redshirt transfer Chelsea Dungee leads the team averaging 16.3 points per game.

→ Junior college transfer Alexis Tolefree is third on the team averaging 12.5 points per game.
→ Newcomers Chelsea Dungee, Alexis Tolefree, A'Tyanna Gaulden and Rokia Doumbia have scored 400 of Arkansas' 823 points. That is 48.6% of the team's points this season.

SHE SHOOTS, SHE SCORES

→ Chelsea Dungee has been an offensive boost to the Razorback lineup this year. She leads the team in scoring - here are just a few of the numbers.
→ Nine consecutive games in double figure scoring to start the season.
→ Career-best 28 points versus Tennessee Tech.
→ Career-best 13-for-16 from the line at No. 23/22 Iowa State.
→ Five games with 20 or more points including a streak of four consecutive games at 20 or more points scored.
→ Leads Arkansas with 16.3 points per game and 179 points scored.
→ Second on the team with 16 made 3-pointers.
→ Top guard for efficiency shooting 40.9% (56-for-137).
→ Leading free throw shooter at 76.1% with the most makes (51) and attempts (67).
→ Led the team in scoring in five games.

BIG NUMBERS

→ Arkansas' offense is much-improved from a year ago. Several players have stepped up to lead the team at different times. Here are a few details:
→ Ten different players have scored in double figures this year.
→ Chelsea Dungee has scored in double figures in nine games.
→ Malica Monk has scored in double figures in eight games.
→ Alexis Tolefree has scored in double figures in seven games.
→ Jailyn Mason has double-digit points in four games including a streak of three in a row.
→ Kiara Williams has three double-digit scoring performances and three double-figure rebounding games. A'Tyanna Gaulden has two games in double figures.
→ Bailey Zimmerman (1x) and Taylah Thomas (3x) have each posted double figure point totals this season.

SEC CAREER LEADERS

→ Malica Monk ranks 12th among active SEC players for career points with 992.
→ Kiara Williams is 11th among active SEC players with 360 career rebounds and eighth with 50 career blocked shots.
→ Malica Monk ranks fourth with 150 career steals and is ninth with 279 career assists.

OUR RECORD WHEN ...**MARGIN OF VICTORY/DEFEAT**

Points	Win	Loss	Total
1	2	0	2-0
2			
3	0	1	0-1
4			
5			
6			
7	-	1	0-1
8			
9	0	1	0-1
10			
11-15	3	0	3-0
16-19			
20+	3	0	3-0

QUARTER RECORDSMost First Period Points

2018-19	28	NSU (11-9-18)
All-Time	29	at Alabama (1-15-17)
Opponent	33	No. 15 Missouri (2-12-18)

Fewest First Period Points

2018-19	13	PVAM (12-16-18)
All-Time	3	UTEP (11-24-17)*
Opponent	4	TTU (12-4-18)

Most Second Period Points

2018-19	28	Abilene Christian (12-8-18)*
All-Time	31	HBU (12-28-16)
Opponent	35	at #2 S. Carolina (1-3-16)

Fewest Second Period Points

2018-19	8	Pitt (11-24-18)
All-Time	4	vs. Kentucky (2-17-17)
Opponent	3	at Alabama (1-15-17)

Most First Half Points

2018-19	56	NSU (11-9-18)
All-Time	65	Tenn State (11-28-88)
Opponent	63	Texas (1-9-89)

Fewest First Half Points

2018-19	18	ORU (11-28-18)*
All-Time	11	at Missouri (3-1-15)*
Opponent	8	Montana State (1-5-03)

Most Third Period Points

2018-19	31	at #22 Iowa State (12-2-18)
All-Time	34	HBU (12-28-16)*
Opponent	39	#22 Iowa State (12-2-18)

Fewest Third Period Points

2018-19	15	Wisconsin (11-25-18)*
All-Time	7	Florida (1-18-18)*
Opponent	4	LSU (1-21-16)

Most Fourth Period Points

2018-19	23	Abilene Christian (12-8-18)*
All-Time	32	Tulsa (11-23-15)
Opponent	33	Alabama (1-7-18)

Fewest Fourth Period Points

2018-19	7	TTU (12-4-18)
All-Time	5	#7 Ore. St. (11-28-15)
Opponent	10	#24 Missouri (1-17-16)*

Largest Margin of Victory

2018-19	56 (98-53)	NSU (11-9-18)
All-Time	79 (108-29)	B Wesleyan (2-18-77)
Opponent	54 (28-82)	La Tech (11-30-78)

*Most Recent

HOME GROWN

- Arkansas has six in-state players on the roster this year.
- That is the most Arkansans on the team since 2010 when there were seven in-state players.
- The Razorbacks have had 113 players from the state on its rosters with Little Rock producing the most with 11 student-athletes.

GUARD HEAVY

- Arkansas has nine players who list their positions as guard or point guard and two others who are guard/forwards.
- The guard-heavy lineup allows the Razorbacks to play "Functionally Fast" - or as fast as they can while functioning at a high level.
- Look for senior Malica Monk and redshirt sophomore A'Tyanna Gualden to handle the ball a lot. Both players are fast and don't make many mistakes.

THREEEEEEE POINT BASKET

- Arkansas wants to be a 3-point shooting team.
- The Razorbacks have 73=6 made 3-pointers this year.
- Alexis Tolefree leads the team with 26 made 3-point baskets followed by Chelsea Dungee with 16 makes from distance.

FUNCTIONALLY FAST

- Coach Neighbors wants Arkansas to play as fast as they can function. That means move quickly but don't make a lot of mistakes and that is exactly what the Razorbacks did last year.
- Arkansas led the SEC and ranked fourth in the nation for fewest turnovers with just 360 miscues in 31 games last season.
- Possessions are important. Arkansas has taken 1,001 shots (739 FG+262 FT) with 460 (287 FG+173 FT) makes (46%).
- Arkansas has turned the ball over only 126 times - with four consecutive games in single digits
- The Razorbacks have played five games (Pitt, Iowa State, Tennessee Tech, Abilene Christian, PVAMU) with single-digit miscues.
- Arkansas has scored double figure fast break points in six games this year with a season-best 19 FB points against Tennessee State.

SPEAKING OF FAST

Fast starts are something that the Razorbacks want to take advantage of this season. With speed and depth, it will be one of the advantages Arkansas has against bigger teams.

Scoring in the first	ASU	12-19 (L)	TTU	3-2 (W)	
five minutes:	TSU	8-9 (W)	ACU	9-5 (W)	
SWB	18-2 (exh)	Pitt	8-4 (L)	PVAM	9-9 (W)
ECU	9-4 (exh)	Wis	11-5 (W)		
NSU	15-9 (W)	ORU	13-2 (W)		
UTA	13-4 (W)	ISU	8-11 (L)		

FINISHING STRONG

Along with the fast starts, Arkansas is looking to finish strong - that is the benefit of depth late in the game.

THE POLLS

Dec. 17, 2018

AP TOP 25

RK TEAM	RECORD	PTS
1 UConn (31)	9-0	775
2 Notre Dame	9-1	738
3 Louisville	11-0	712
4 Mississippi State	10-0	681
5 Maryland	10-0	632
6 Baylor	8-1	585
7 Oregon	8-1	583
8 Stanford	7-1	561
9 Tennessee	8-0	558
10 NC State	11-0	510
11 Oregon State	8-2	429
12 Texas	8-2	390
13 Minnesota	10-0	387
14 California	9-0	386
15 Syracuse	9-2	337
16 Iowa	8-2	303
17 Arizona State	8-2	227
18 Kentucky	10-1	215
19 Marquette	8-2	191
20 DePaul	7-3	185
21 Gonzaga	10-1	148
22 Michigan State	9-1	134
23 Texas A&M	8-2	98
24 Miami	9-2	95
25 South Carolina	6-4	66

Others receiving votes: Iowa State 22, South Dakota 22, Florida State 21, Virginia Tech 21, South Florida 19, Missouri 13, Indiana 11, Georgia 8, Utah 5, USC 4, West Virginia 1, Drake 1, South Dakota State 1

Dec. 11

USA TODAY COACHES POLL

RK TEAM	RECORD	PTS
1 Connecticut (32)	9-0	800
2 Notre Dame	8-1	754
3 Louisville	10-0	728
4 Baylor	7-0	701
5 Mississippi State	9-0	679
6 Maryland	10-0	631
7 Oregon	7-1	589
8 Oregon State	7-1	575
9 Tennessee	8-0	566
10 NC State	10-0	520
11 Stanford	6-1	457
12 Texas	7-2	407
13 California	8-0	371
14 Syracuse	8-2	337
15 Iowa	7-2	284
16 Marquette	7-2	276
Minnesota	9-0	276
18 DePaul	7-3	232
19 Arizona State	7-2	226
20 Kentucky	9-1	216
21 Gonzaga	9-1	158
22 Miami	8-2	92
Michigan State	8-1	92
24 Missouri	8-2	81
25 Drake	8-2	59

Receiving Votes: USC 53, South Carolina 46, Florida State 44, South Florida 30, Virginia Tech 29, Texas A&M 23, South Dakota 12, UAB 12, South Alabama 10, Kansas 9, Iowa State 7, Indiana 6, South Dakota State 3, West Virginia 3, UCF 2, Michigan 2, New Mexico 2

Scoring in the final	ASU	16-11 (L)	TTU	2-9 (W)	
five minutes:	TSU	14-4 (W)	ACU	4-4 (W)	
SWB	9-0 (exh)	Pitt	5-8 (L)	PVAM	7-9 (W)
ECU	17-8 (exh)	Wis	12-12 (W)		
NSU	9-5 (W)	ORU	9-10 (W)		
UTA	4-6 (W)	ISU	5-6 (L)		

SOME THINGS REMAIN THE SAME

TRUST, TALENT AND TIME

My program will be built on three things. It's very simple.

→ TRUST - The highest form of loyalty that has to be earned, managed and sometimes re-earned. If we don't have this, nothing will work and the stool's legs will fall off and everything will collapse.

→ TALENT - It doesn't mean you can dribble, shoot, pass and rebound. It's a lot of other things like the ability to engage with the fan base and willingness to sign autographs for a 10-year-old child you might be inspiring.

→ TIME - It's just not being on time or making time. It's how you utilize your time and who you invest your time with and be around.

Trust, talent and time. Those will be our pillars.

SIDE BY SIDE

→ One of the things Mike Neighbors stressed when he was hired was his desire to take care of the players, the staff and the fans who have been loyal to the Razorback program. He has told our fans that he wants them to stand "Beside Us". Don't be behind us, stand next to us and go through the process of building our program.

→ You will notice the team and coaches line up and walk side-by-side from the half court line to the baseline of every game. It is a final moment of reflection, a chance to clear your head and a reminder that we are in this together.

HOME SWEET HOME

→ Arkansas has had just one losing home season in 42 years (2009-10)
→ Arkansas is 426-147 (4-1 in '18-'19) in home games including a 265-111 record in Bud Walton Arena. Arkansas was 159-35 in Barnhill Arena.

FROM MIKE NEIGHBORS

Here is a quick look at a couple observations from head coach Mike Neighbors about this year's team:

→ We are still small. There is no getting around it - Malica Monk did not grow in the off-season. This year, Arkansas has nine guards with Monk listed at 5-5 and Grayce Spangler and Chelsea Dungee at 5-11. If you look at the four guards who return with playing experience our average height is about 5-7.

→ We may be small but we are fast. Look for Arkansas to push the tempo even more this season. Not only do the Razorbacks have individually fast players, they have a lot of them so legs should be fresh for the entire game.

→ Neighbors is looking for a high number of shot attempts versus a low number of turnovers. Turnovers are a wasted possession - you don't have a chance to score. Last season, Arkansas took 2077 shots and committed just 360 turnovers. Arkansas ranked **fifth in the SEC** in shots taken and was **first in the SEC** with just 360 turnovers.

→ Arkansas has more shot-makers this year. The Razorbacks return their leading scorer and add in a couple of redshirt players who made significant offensive contributions during the trip to Italy, the exhibitions and non-conference games.

MONK GETS PRESEASON NOD

Senior Malica Monk was selected as a Second-Team All-Southeastern Conference honoree in a vote by the league's coaches. Monk, a senior from Little Rock, Arkansas, led the Razorbacks and was 12th in the SEC averaging 15.9 points per game a year ago. Billed as one of the fastest players in the SEC, Monk also accounted for 3.4 rebounds per game, had a team-best 122 assists, made 38 3-pointers and went 114-146 from the line as a junior.

GIMMIE THE BALL

→ Malica Monk and Jaielyn Mason are climbing the career assists ladder.
→ Monk began the year tied for No. 17 in program history and has 26 assists this year. She is currently No. 13 overall with 278 helps.
→ Mason jumped into the top-25 at Abilene Christian and has 208 assists.

NAME (CAREER)	YR	GP	AST
1. Amy Wright (98-02) *	4	131	717
2. Calli Berna (12-15)	4	128	667
3. Amber Nicholas (88-92)	4	117	538
4. C'eira Ricketts (09-12)	4	129	516
5. Christy Smith (94-98)	4	111	507
6. Tracy Webb (83-87)	4	117	444
7. Brittney Vaughn (04-08)	4	129	424
8. Rochelle Vaughn (02-06)	4	120	421
9. Donna Wilson (87-89)	2	58	332
Kimberly Wilson (93-97)	4	120	332
11. Cheryl Orcholski (80-84)	4	123	323
12. Juliet Jackson (86-90)	4	120	313
13. Malica Monk (16-pres.)	4	96	278
14. India Lewis (99-03)	4	128	276
15. Christi Willson (87-91)	3	87	268
Breaking in			
24. Sytia Messer (95-99)	4	128	208
Jaielyn Mason (2017-present)	3	71=2	208

*--Also ranks sixth all-time in SEC history

SPECIALTY STATS

Opponent	T/O	2ndCh	Paint	FastB	Bench	Ties	Leads	WL	Score	Leads overcome
NSU	36	14	38	11	46	0	0	W	98-53	
UTA	13	12	32	15	10	4	7	W	66-65	trailed by 7 3rd-5:11
#22 ASU	17	14	40	10	11	2	2	L	85-88	lost 2 2nd-3:43
TSU	35	12	30	19	26	1	3	W	79-55	Trailed by 5 1st-8:16
Pitt	19	10	22	10	17	1	0	L	54-61	lost 2 1st-9:40
Wis	15	11	28	6	6	2	3	W	69-68	trailed by 15 3rd-4:12
ORU	22	7	22	7	14	0	0	W	74-61	
#22 ISU	6	14	20	0	16	3	1	L	82-91	lost 2 2nd-3:40
TTU	28	13	30	4	20	0	0	W	65-42	
ACU	17	10	32	17	22	5	4	W	80-68	trailed by 5 2nd-2:58
PVAMU	14	24	36	17	36	3	2	W	71-44	trailed by 7 1st-0:16
Totals	222	141	330	116	224	21	22			
APG	20.2	12.8	30.0	10.5	20.4	1.9	2.0			
Opponent	1104	113	346	32	231	15	20			
APG	9.5	10.3	31.5	2.9	21.0	1.4	1.8			

BIGS KEY TRANSITION

Coach Neighbors believes that the bigs key Arkansas' transition game. If they can run the court - and Kiara Williams, Taylah Thomas and Macy Weaver can - it puts pressure on the defense. If our opponents' bigs don't get back, a guard has to pick one of our players up leaving someone open.

THE 2018 SIGNING CLASS

Signee	Pos.	Ht.	Hometown
Destinee Oberg	C	6-3	Burnsville, Minn.
Makayla Daniels	PG	5-8	Frederick, Md.
Marquesha Davis	F	6-0	Springdale, Ark.
Ginger Reece	F	5-10	Lawton, Okla.
Amber Ramirez	G	5-9	San Antonio, Texas

→ The class was ranked No. 11 by Blue Star Sports.
→ The recruiting class is ranked No. 4 in the Southeastern Conference behind powerhouses South Carolina, Tennessee and Mississippi State by All Star Girls Report. The class ranks 15th in the nation by the same service.

THE NATION'S PREMIER WBB CONFERENCE

- With nine national championships, 12 runner-up finishes, a nation-leading 38 Final Four appearances and 132 first-team All-America honors, the SEC stands firmly as the nation's premier intercollegiate women's basketball conference.
- Seven SEC teams played in the NCAA Tournament and an eighth team in the WNIT in 2018.
- Thirteen of the current SEC coaches have led teams to the NCAA Tournament, eight with their respective SEC teams.
- Eight current SEC coaches have taken teams to the Sweet 16, seven have advanced to the Elite Eight and four have gone on to the Final Four.
- Four current SEC coaches have been head coaches in the Final Four with two winning national championships.

STRONG NON-CON AS WELL

- In addition to the challenge of the SEC, Arkansas faces two additional NCAA Tournament teams in Arizona State and Nebraska in the non-conference portion of the schedule.
- Iowa State, a team Arkansas plays for the first time since 1980, is this year's Big 12/SEC Challenge opponent. The Cyclones have reached the NCAA Tournament 17 times in the last 22 years.
- Arkansas faces 14 non-conference opponents from 10 conferences ... Four of those teams finished in the top-4 in their league standings in 2018.
- The Razorbacks have faced all 14 of this year's non-conference opponents.
- Coach Neighbors is facing six of the non-conference foes for the first time as a head coach. They are: Northwestern State, Tennessee State, Iowa State, Tennessee Tech, Prairie View A&M and Jackson State.
- As a program, Arkansas is 79-22 against this year's non-conference opponents.
- Coach Neighbors is 14-9 as a HC against the non-conference schedule.

MORE EVIDENCE

- Need more evidence of the tough schedule? Arkansas ranks No. 47 in the Dec. 16 NCAA RPI poll.
- That is fourth-best in the SEC.

RK	PREV	SCHOOL	REC	ROAD	NEUT	HOME
11	12	Kentucky	10-1	0-1	3-0	7-0
14	14	Tennessee	8-0	2-0	2-0	4-0
18	20	Mississippi St.	10-0	4-0	0-0	6-0
44	38	Auburn	8-1	2-1	0-0	5-0
47	49	Arkansas	8-3	2-1	2-1	4-1
50	56	Texas A&M	8-2	2-1	2-0	4-1
62	89	South Carolina	6-4	2-0	1-2	3-2
80	92	Missouri	8-3	3-0	2-1	3-2
89	86	LSU	5-3	1-1	0-0	4-2
121	96	Alabama	7-4	1-1	0-2	6-1
134	141	Georgia	6-4	0-3	1-1	5-0
166	165	Vanderbilt	4-6	1-3	0-1	3-2
190	191	Florida	3-7	0-4	0-0	3-3
234	231	Ole Miss	5-7	0-1	0-3	5-3

STARTERS

Game	G	G	G	G	F
NSU	Northcross-Baker	Tolefree	Monk	Dungee	Williams
UTA	Mason	Tolefree	Monk	Dungee	Williams
ASU	Mason	Tolefree	Monk	Dungee	Williams
TSU	Mason	Tolefree	Monk	Dungee	Williams
PITT	Mason	Tolefree	Monk	Dungee	Williams
WISC	Mason	Tolefree	Monk	Dungee	Williams
ORU	Mason	Tolefree	Monk	Dungee	Williams
ISU	Zimmerman	Mason	Monk	Dungee	Williams
TTU	Mason	Tolefree	Monk	Dungee	Williams
ACU	Mason	Tolefree	Monk	Dungee	Williams
PVAM	Mason	Tolefree	Monk	Dungee	Williams
NEB					
TUL					
JSU					
MSU					
OM					
MO					
VU					
UT					
ALA					
FLA					
GA					
SC					
LSU					
AU					
KY					
GA					
OM					
MO					
TAMU					

CURRENT PLAYER DOUBLE-DOUBLES

2017-18

ZIMMERMAN, Bailey

11 pts 11 reb Pittsburgh 11/24/18

2017-18

MONK, Malica

10 pts 10 ast Grambling 12/28/17

WILLIAMS, Kiara

11 pts 11 reb vs NMSU 11/25/17
 12 pts 16 reb Grambling 12/28/17
 15 pts 14 reb at Auburn 1/14/18
 25 pts 10 reb vs Vanderbilt 2/28/18
 12 pts 11 reb at Abilene Christian 12/8/18

2016-17

MASON, Jailyn

10 pts 10 ast at Ole Miss 1/1/17
 10 pts 11 ast Houston Baptist 12/28/16

LEADS AND DEFICITS		CHARGES DRAWN	
Biggest Halftime Lead	29, NSU	Gaulden	ASU
Biggest Halftime Lead Lost	-	Dungee	Pitt
Biggest Halftime Deficit	7, Pitt	Tolefree	ORU (2), ACU
Biggest HT Deficit Erased	-	Monk	PVAM
Biggest Overall Lead	46, NSU	FORCED 10 SECOND VIOLATION	
Biggest Win Margin	45, NSU	2018-19	TBA
Biggest Loss Margin	7, Pitt	FORCED SHOT CLOCK VIOLATION	
Biggest Deficit Overcome	15, Wisc.	2018-19	10 (6 vs. TTU)
JUMP BALLS		FORCED INBOUND VIOLATION	
Arkansas	3	2018-19	ASU
Opponents	8	AND 1 CONVERSIONS	
FIRST POINTS		Dungee	3
Tolefree	NSU, ASU, TSU, ACU, PVAM	Gaulden	2
Dungee	Pitt, Wis., ACU (FT)	Doumbia	1
Monk	UTA, ISU	Tolefree	1
Williams	ISU (FT), PVAM (Ft)	Monk	1
Mason	TTU	Zimmerman	1
DOUBLE FIGURE POINTS		AND 1 MISS	
Dungee	9	Williams	3
Monk	8	Dungee	1
Tolefree	7	Monk	1
Mason	4	Gaulden	1
Williams	3	Tolefree	1
Thomas	3	Northcross-Baker	1
Zimmerman	2	Weaver	1
Gaulden	2	BUZZER BEATERS	
Doumbia	1	Tolefree	UTA (game winner)
LEADING SCORER		Monk	Wisc (4.7 seconds, game winner)
Dungee	5	Gaulden	ORU (:01, 1Q, 20-11)
Tolefree	4	DOUBLE FIGURES FIRST HALF	
Zimmerman	1	Tolefree	NSU, ASU
Monk	1	Dungee	UTA, TTU
Thomas	1	Monk	ACU
DOUBLE FIGURES/QUARTER		20/30-PLUS POINTS	
Tolefree	ASU (1Q)	Tolefree	ASU, ACU
Dungee	ISU (3Q-19), TTU (1Q-10)	Dungee	ASU, Wis., ORU ISU, TTU
DOUBLE FIGURES/QUARTER		Monk	ISU
DOUBLE FIGURES/QUARTER		DOUBLE FIGURE REBOUNDS	
Tolefree	ASU (1Q)	Williams	TSU, ORU, ACU, PVAM
Dungee	ISU (3Q-19), TTU (1Q-10)	Zimmerman	Pitt, PVAM
20/30-PLUS POINTS		LEADING REBOUNDER	
Tolefree	ASU, ACU	Williams	7
Dungee	ASU, Wis., ORU ISU, TTU	Thomas	3
Monk	ISU	Zimmerman	2
DOUBLE FIGURE REBOUNDS		DOUBLE DOUBLES	
Williams	TSU, ORU, ACU, PVAM	Zimmerman	Pitt
Zimmerman	Pitt, PVAM	Williams	ACU
LEADING REBOUNDER		5+ASSISTS/10+ ASSISTS	
Williams	7	Tolefree	Pitt
Thomas	3	Mason	ACU
Zimmerman	2	FIRST OFF THE BENCH	
DOUBLE DOUBLES		Thomas	9
Zimmerman	Pitt	Zimmerman	8
Williams	ACU	Gaulden	4
5+ASSISTS/10+ ASSISTS		Doumbia	2
Tolefree	Pitt	Mason	1
Mason	ACU	Northcross-Baker	1
FIRST OFF THE BENCH		Gaulden	1
Thomas	9	Tolefree	1
Zimmerman	8		
Gaulden	4		
Doumbia	2		
Mason	1		
Northcross-Baker	1		
Gaulden	1		
Tolefree	1		

SCORES BY QUARTERS

Opponent	1	2	HT	3	4	OT	Total
NSU	28/14	28/13	56/27	20/19	22/17	-	98/53
UTA	15/16	21/15	36/31	17/23	13/11	-	66/65
ASU	25/29	17/17	42/46	20/23	23/19	-	85/88
TSU	22/12	15/22	37/34	15/14	27/7	-	79/55
PITT	10/17	8/8	18/25	20/21	15/16	-	54/61
WISC	20/17	11/16	31/33	15/19	23/16	-	69/68
ORU	20/11	18/12	38/23	18/15	18/23	-	74/61
ISU	15/18	18/19	33/37	31/39	18/15	-	82/91
TTU	18/4	17/16	35/20	23/7	7/15	-	65/42
ACU	14/16	28/23	42/39	15/16	23/13	-	80/68
PVAM	13/18	13/4	26/22	21/9	24/13	-	71/44
NEB							
TUL							
JSU							
MSU							
OM							
MO							
VU							
UT							
ALA							
FLA							
GA							
SC							
LSU							
AU							
KY							
GA							
OM							
MO							
TAMU							

THE LAST TIME ...

OFFENSE

Scored 110+	110, vs. Providence (11/16/98)
Scored 100+ points at home	101, Houston Baptist, 12-28-16
Scored 100+ points on the road	108, Baylor (3-6-91; SWC Tourn., Dallas)
Scored 90-99 points	98 vs. Northwestern State, 11-9-18
Scored 90+ points at home	98 vs. Northwestern State, 11-9-18
Scored 90+ points on the road	91, (91-80 Win in 3OT, 2-10-13, at Alabama)
Scored 80-89 points	80, at Abilene Christian (12-8-18)
Scored 80-89 points at home	86, Mississippi Valley State (12-28-15)
Scored 80-89 points on the road	80 at Abilene Christian (12-8-18)
Scored 70-79 points	71, Prairie View A&M (12-16-18)
Scored 70-79 points at home	74, ORU, 11-28-18
Scored 70-79 points on the road	79, Tennessee State (11-23-18) (neutral)
Scored 60-69 points	66, Tennessee Tech, 12-4-18
Was held to 50-59	54, Pitt (11-24-18)
Was held to 49-40	42 at No. 9 South Carolina (1-25-18)
Was held to 39-20	32, at No. 2 South Carolina (1-3-16)
Was held to 20 or less	N/A
Made 30-39 field goals	32, No. 22 Arizona State (11-18-18)
Made 20-29 field goals	25 Prairie View A&M (12-16-18)
Made 10-19 field goals	19, Pitt (11-24-18)
Made 10 three-point field goals	10 at Abilene Christian (12-8-18)
Did not make 3-pointer (since 1986)	0-10, at Miss State (L 44-47), 2-3-13
Made 30 free throws	38 at Florida (38-54); (2-22-04)
Made 15+ Free Throws	18 Prairie View A&M (12-16-18)
Shot 40-49 or better	43.1% (28-65) at Abilene Christian (12-8-18)
Shot 50-59 or better	57.6 (34-59) vs. Northwestern State, 11-9-18
Shot 60 % or better600 (36-60) vs. Ole Miss (W, 93-52; 3-3-13)
Held to less than 40 %	32.9% (25-76) Prairie View A&M (12-16-18)
Held to less than 30 %	25.7% (19-17) vs Pitt (L, 61-54; 11-24-18)
Held to less than 20 %182 (10-55) vs. No. 6/7 Tennessee (1-8-12; L, 38-69)
Opponent shot over 50%	50.0% (33-66) vs. No. 15 Texas A&M (3-1-18) (SEC Tournament)
Held opponent to less than 40%	32.1% (18-56) Tennessee Tech, 12-4-18
Held opponent to less than 30%	25.0% (18-72) Prairie View A&M (12-16-18)
Opponent shot less than 20% in a half200 (5-25), Grambling, 12-29-14 (1st)
Had 20 or more assists in a game	27, Houston Baptist, 12-28-16

DEFENSE

Allowed 100 points	104 vs. No. 17 Texas A&M (2-22-18)
Allowed 80-99 points	91 at No. 22 Iowa State, 12-2-18
Allowed 70-79 points	76 Vanderbilt, 2-28-18 (SEC Tournament)
Allowed 69-60 points	68 at Abilene Christian (12-8-18)
Held opponent to 59-50 points	53 vs. Northwestern State, 11-9-18
Held opponent to 40-49 points	44, Prairie View A&M (12-16-18)
Held opponent to 39-30	36, Northwestern State, 12-18-16
Held opponent under 45 points three cons. games	45, SHSU (11-8-13, W 81-45); 33 ORU (11-13-13, W 91-33); 45, Furman (11-16-13, W, 74-45)
Held an SEC opponent under 50 points in 3 cons. games	47, Auburn (1-29-15, W, 52-47); 42, Alabama (2-1-15, W, 53-42); #24/21 Georgia (2-9-15, W, 54-48)
Held opponent to 29 points or less	23, Binghamton, 11-30-13
Held an opponent under 15 points in a half	13, Northwestern State, 12-18-16
Held opponent under 15 field goals	14, Houston Baptist, 12-28-16
Held opponent under 15% from 3-point	12.5% (2-16) Prairie View A&M (12-16-18)
Had 70+ rebounds	74, Mississippi Valley State (11-24-89)
Had 60-69 rebounds	64, Prairie View A&M (12-16-18)
Had 50-59 rebounds	55, vs. NMSU, 11-25-17
Had five or more blocked shots in a game	13, Tennessee Tech, 12-4-18 (School Record)
Had 20 or more steals in a game	8, Prairie View A&M (12-16-18)
Had 15 or more steals in a game	20, ORU (11-13-13)
Had 20 or more turnovers in a game	16, at Florida, 2-9-17
Forced 20-25 or more Turnovers in a game	23 at Arizona State, 12-21-17
	20 at Abilene Christian (12-8-18)

OTHER

Won an overtime game	91-80 Win in 3OT, 2-10-13, at Alabama
Lost an overtime game	Florida (71-66), 1-28-16
Won a double overtime game	73-72, vs. Florida (1-29-12)
Lost a double overtime game	N/A
Won a triple overtime game	91-80 Win in 3OT, 2-10-13, at Alabama
Played consecutive OT games	1-24-16 at Auburn (lost); 1-28-16 vs Florida (lost)
Won regular season tournament	Nugget Classic (Reno, Nev., Nov. 25-26, 2016)
Defeated ranked team	64-52, No. 24 Missouri, 1-17-16
Defeated a ranked team on the road	57-53, at #19/18 LSU, 2-23-14; 77-76, #17/16 Iowa (Las Vegas), 12-18-14
All-time SEC win streak	8 games (1-15-12: Auburn through 2-15-12: at Auburn)
All-time SEC home win streak	5 games (1-15-12: Auburn -- 2-9-12: S. Carolina)

A RAZORBACK PLAYER ...

Scored 20-24 points	21, Alexis Tolefree at Abilene Christian (12-8-18)
Scored 25-29 points	25, Kiara Williams vs. Vanderbilt, 2-28-18 (SEC Tournament)
Scored 30+ points	34, Jessica Jackson, Houston Baptist, 12-28-16
Scored 20+ points 10 times in a season	Malica Monk, 2017-18 (Samford 21, Neb. 22, ORU 24, NMSU, 22, KU 21, UTA 20, Ala. 21, FL 23, Tenn 25, 20 VU)
Double figures in 15 cons games (Season)	Jessica Jackson, 11/11/16, LSU 1-8-17
Scored 23+ points in three cons games	Jessica Jackson (24 at Georgia 1-16-14, 31 vs. Ole Miss 1-19-14, 23 at Kentucky 1-26-14)
Three players scored double figures in 1 game	at UT-Arlington, 11-14-18 (Monk, Tolefree, Dungee)
Four players scored double figures in 1 game	at Abilene Christian (12-8-18)
	Tolefree (21), Monk (18), Williams (12), Thomas (12)
Four players scored doubles figures for 4 cons. games	12-6-12 - 12-21-12; vs. Kansas, Furman, MVSU, and NSU
Five players scored double figures in 1 game	Vanderbilt, 2-28-18 (SEC Tournament)
	(Monk, Cosper, Mason, Williams, Northcross-Baker)
Seven players scored in double figures in 1 game	vs. Northwestern State, 11-9-18
	(Tolefree, Gaulden, Monk, Thomas, Dombia, Dungee, Williams)
Made 10+ field goals in a game	12, Chelsea Dungee vs. Tennessee Tech, 12-4-18
Attempted 15-19 field goals in a game	16, Alexis Tolefree at Abilene Christian (12-8-18)
Attempted 20+ field goals in a game	23, Alexis Tolefree vs Pitt, 11-24-18
Attempted 10 free throws in a game	16, Chelsea Dungee at No. 22 Iowa State, 12-2-18
Made 5 or more 3-pt FG in a game	5, Malica Monk at No. 22 Iowa State, 12-2-18
Attempted 10+ 3-pointers in a game	12, Alexis Tolefree at Abilene Christian (12-8-18)
Had 10-14 rebounds	11, Bailey Zimmerman and 10, Kiara Williams, Prairie View A&M (12-16-18)
Had 15+ rebounds	16, Kiara Williams, Grambling State, 12-28-17
Had 10 offensive reb - Records go back to 05-06	11, Melissa Wolff vs. New Orleans (1-30-15)
Had 10 defensive reb - Records go back to 05-06	13, Devin Cosper, Alabama, 1-7-18
Had 10+ assists	10, Malica Monk, Grambling State, 12-28-17
Had 10+ assists in cons games	Jailyn Mason (11 vs. HBU, 12-28-16 and 10 at Ole Miss, 1-1-17), Calli Berna (11 vs. No. 10/8 KY 2/7/13 and 11 at UA 2/10/13)
Had 5+ blocks in a game	5, Kiara Williams vs. Tennessee Tech, 12-4-18
Had 10+ blocks in a game	9, Robyn Irwin vs. SMSU, 12-19-88 (school record)
Had 5 or more steals in a game	5, Alexis Tolefree at Abilene Christian (12-8-18)
Had a double-double	Kiara Williams (12/11), at Abilene Christian (12-8-18)
Had a double-double in two cons games	2017-18: Devin Cosper (25/14) Charlotte and (11/11) Tulsa
Had two players record a double-double	Kiara Williams (12 pts/16 reb) & Malica Monk (10 pts/10 reb), Grambling State, 12-28-17
Had seven double-doubles in a season	Devin Cosper, 2017-18 (SHSU, ORU, NMSU, Char., Tulsa, OM, AL)
Had 10+ double-doubles in a season	2006-07, Lauren Ervin (14)
Had a triple-double	14 pts, 13 reb, 12 asts, C'eira Ricketts vs. Auburn (1-18-09)

MORE ABOUT MIKE

Hometown: Greenwood, Ark. (Greenwood HS)
Family: Daughter Abby; Son Alec
Alma Mater: Arkansas, 1993

NEIGHBORS BY THE NUMBERS

119	Wins (119-62, 6 seasons)
11	Players drafted in the WNBA
10	Signed McDonalds' All-Americans
5	Years as a head coach
4	Postseason appearances
1	Final Four appearance



LEARN MORE

Sign up for Mike Neighbors' newsletter and listen to his podcasts at CoachNeighbors.com

NABES FAVES

TOP 10 MOVIES

1. A Few Good Men
2. The Hunt For Red October
3. The Silence Of The Lambs
4. Hoosiers
5. Pretty Woman
6. Moneyball
7. Top Gun
8. JFK
9. The Lion King
10. Purple Rain

See the entire list here: <http://imdb.to/2royaEO>

TOP 10 SONGS

1. Sweet Child O' Mine (Guns N' Roses)
2. You Shook Me All Night Long (AC/DC)
3. Man In The Mirror (Michael Jackson)
4. Amarillo By Morning (George Strait)
5. Jessie's Girl (Rick Springfield)
6. Hysteria (Def Leppard)
7. Fishin' In The Dark (Nitty Gritty Dirt Band)
8. The Ballard of Curtis Loew (Lynyrd Skynyrd)
9. Wanted Dead Or Alive (Bon Jovi)
10. Let's Go Crazy (Prince)

TOP 10 TV SHOWS

1. West Wing (first three seasons)
2. The Wire
3. Breaking Bad
4. Seinfeld
5. The Newsroom
6. Prison Break
7. Arrested Development
8. Game of Thrones
9. The Sopranos
10. The Goldbergs

Entire list: <http://www.imdb.com/list/ls009377912/>



MIKE NEIGHBORS

THE MOST INTERESTING COACH IN COLLEGE BASKETBALL

Second Season | Career Record: 119-62 (6) | Arkansas Record: 21-21 (2)

ROOKIE NOD TO NAISMITH NOMINEE

In four short years Mike Neighbors went from a Spalding Maggie Dixon Division I Rookie Coach of the Year nominee in 2014, to a Naismith Women's College Coach of the Year national semifinalist in 2017.

Neighbors guided UW to an historic campaign in 2016-17 leading the Huskies to 27 wins, it's second most in program history, and he was just one shy of the all-time a school record set in 1990 (28).

Picked to place third in the Pac-12 in the preseason poll, UW tied for second in the league with a 15-3 record, it's best conference finish since 2003. The Huskies' 15 conference wins tied for third most in program history. Washington, who entered conference play with the program-best 12 non-conference wins, clinched its first-ever bye in the first round of the Pac-12 Tournament. Washington put together an 11-game win streak and a six-game win streak in Pac-12 play in 2016-17.

TIMELINE

- Bentonville HS Head Coach 1994-98
- Cabot HS Head Coach 1998-99
- Arkansas Director of Ops 1999-01
- Tulsa Univ. Assistant Coach 2001-05
- Univ. of Colorado Assistant Coach 2005-06
- Univ. of Arkansas Assistant Coach 2006-07
- Xavier Assistant Coach 2007-2011
- Univ. of Washington Assistant Coach 2011-13
- Univ. of Washington Head Coach 2013-17
- Univ. of Arkansas Head Coach 2017-present

COACHING AT MY ALMA MATER

- Mike Neighbors Arkansas, 1993
- Holly Warlick Tennessee, 1981

A couple of other coaches have SEC ties. Joni Taylor is the head coach at Georgia and a 2002 graduate of Alabama. Matthew Mitchell is a 1995 graduate of Mississippi State and is the head coach at Kentucky. Nikki Fargas graduated from Tennessee in 1994 and is the head coach at LSU. Vic Schaefer is the head coach at Mississippi State and a 1984 graduate of Texas A&M.

COACHING HISTORY

University of Washington

Year	Overall	Pac-12	Finish
2013-14	20-14 (.588)	10-8 (.556)	6
2014-15	23-10 (.697)	11-7 (.611)	5
2015-16	26-11 (.703)	11-7 (.611)	5
2016-17	29-6 (.829)	15-3 (.833)	T-2

University of Arkansas

Year	Overall	SEC	Finish
2017-18	13-18 (.419)	3-13 (.188)	T-11
2018-19	8-3 (.727)	0-0	TBA

Totals 119-62 (.657) 50-39 (.562) 6 yrs

PLAYER DEVELOPMENT

YEAR	UNIVERSITY	PLAYER	ROUND	OVERALL	TEAM NOTE
2017	Washington	Kelsey Plum	1	1	San Antonio Spurs ! @
	Washington	Chantel Osahor	2	21	Chicago Sky ! @
2016	Washington	Talia Walton	3	29	Los Angeles Sparks ! @
2011	Xavier	Amber Harris	1	4	Minnesota Lynx #
	Xavier	Ta'Shia Phillips	1	8	Atlanta Dream #
	TAMU/UAFS	Tanisha Smith	2	22	Seattle Storm #
	Colorado	Brittany Spears	2	19	Phoenix Mercury *
2009	Arkansas	Shameka Christon	1	5	New York Liberty #
2008	Arkansas	Lauren Ervin	3	37	Connecticut Sun #
2006	Tulsa	Megan Moody	-	-	Houston Comets
					Free Agent #
2003	Tulsa	Allison Curtin	1	12	Houston Comets ! #
	Arkansas	Dana Cherry	2	23	Traded to Detroit Shock
					Charlotte Sting

*-Recruited but did not coach

!-At the school when player was drafted

@-Worked with player as a head coach

#-Worked with player as an assistant coach

S-Worked with player as other (GA, etc)

COACHING DEVELOPMENT

Coach	w/Nabes	Now
Fred Castro	'14, '15, '16	HC Eastern Michigan
Adia Barnes	'14, '15	HC Arizona
Adam Call	'14	AC Eastern Michigan
Morgan Valley	'16	AC Arizona
Todd Schaefer	'16	AC Arkansas
Jasmine Lister	'16	AC DePaul

THE MOST INTERESTING MAN IN COLLEGE BASKETBALL

→ Grew up with a "Big Touk": Coach is lactose intolerant and often had Coke in his bottle.

→ Blueberry Please: When he got old enough to make his own breakfast, Pop Tarts were a regular. He liked the chocolate ones as a kid but prefers frosted blueberry now.

→ Movies: His expansive movie collection includes digital, disk and VHS copies. Did you know he used to work at BlockBuster?

→ Lunch Boxes: Coach collects tin lunch boxes and has them displayed in his home. His first lunch box had KISS on it. He got it in second grade.

→ Athens City Champion: Coach stumbled upon a dart tournament while on a trip to Athens, Georgia. He joined in and was one of the two-man winning team.



IT'S BIGGER THAN THE GAME

Mike Neighbors continued his support of breast cancer awareness this year serving as a Koman Ozarks Big Wig. He headlined a team tasked to raise both money and awareness for and of breast cancer.

Former Razorback India Lewis (1999-2003) lost her battle with breast cancer in August 2018. She was just 36 years old.

NEIGHBORS VERSUS ...			Oklahoma	1	2
Abilene Christian	2	0	Ole Miss	1	0
Alabama	1	1	Oral Roberts	2	0
Arizona State	2	6	Oregon State	1	6
Arizona	6	0	Oregon	5	3
Auburn	1	0	Pennsylvania	1	0
Boise State	1	0	Pittsburgh	1	1
BYU	1	0	Portland	3	1
California	4	3	Prairie View A&M	TBA	
Charlotte	1	0	Saint Mary's	0	1
Colorado State	1	0	Sam Houston State	1	0
Colorado	9	0	Samford	1	0
CSUN	1	0	San Diego State	2	0
DePaul	0	1	San Diego	1	0
Eastern Washington	1	0	Santa Clara	1	0
Florida State	1	0	Savannah State	1	0
Florida	0	1	Seattle	4	0
Fresno State	2	0	South Carolina	0	1
Furman	1	0	South Dakota	2	0
Georgia	0	1	Stanford	3	5
Grambling State	2	0	Syracuse	0	2
Grand Canyon	1	0	Tennessee	0	1
Hartford	1	0	Tennessee State	1	0
Hawai'i	1	0	Tennessee Tech	1	0
Houston	1	0	Texas A&M	1	3
Idaho	1	0	Texas Tech	1	0
Iowa State	0	1	TULSA	1	0
Jackson State	TBA		UC Irvine	1	0
Kansas	0	1	UC Riverside	2	0
Kentucky	1	2	UCLA	4	2
Louisiana-Monroe	1	0	USC	6	0
LSU	0	1	Utah	7	3
Maryland	1	0	UT-Arlington	2	0
Miami	0	1	UTEP	0	2
Mississippi State	0	2	Vanderbilt	1	1
Missouri	1	2	Washington State	5	3
Montana State	2	0	Weber State	1	0
Nebraska	0	1	Wisconsin	2	0
New Mexico State	1	0	Yale	1	0
Northwestern St.	2	0	TOTALS	117	62
Notre Dame	0	1			



Mike Neighbors
@coachneighbors

Replying to @RazorbackWBB

While we will be fighting for all, #21 India Lewis, will never be forgotten by the Razorbacks.

8:20am · 5 Sep 2018 · Twitter for iPhone

0 A'TYANNA GAULDEN

Stat	'18-'19	Career
Double Figure Pts	2	2
Double Figure Rebs		
Double-Doubles		
5 + Assists		
5 + Blocks		
5 + Steals		
Led Team in Pts		
Led Team in Reb		
20 + Points		

1 RAVEN NORTHCROSS-BAKER

Stat	'17-'18	'18-'19	Career
Double Figure Pts	3	-	3
Double Figure Rebs			
Double-Doubles			
5 + Assists			
5 + Blocks			
5 + Steals			
Led Team in Pts	2	-	2
Led Team in Reb			
20 + Points	1	-	1

2 ALEXIS TOLEFREE

Stat	'16-'17	'17-'18	'18-'19	Career
Double Figure Pts		26	7	33*
Double Figure Rebs		-		
Double-Doubles		-		
5 + Assists		3	1	4*
5 + Blocks		-		
5 + Steals		3		
Led Team in Pts		-	5	5
Led Team in Reb				
20 + Points		18	2	20*
30/40/50+ Points		1/1/1		

*missing junior college freshman season

3 MALICA MONK

Stat	'15-'16	'16-'17	'17-'18	'18-'19	Career
Double Figure Pts	3	13	27	8	51
Double Figure Rebs					
Double-Doubles (pts/ast)	-	-	1	-	1
5 + Assists	3	4	11	-	18
5 + Blocks					
5 + Steals	-	2	-	-	2
Led Team in Pts	-	-	13	1	1
Led Team in Reb	-	-	3	-	3
20 + Points	-	-	10	1	11

10 KIARA WILLIAMS

Stat	'16-'17	'17-'18	'18-'19	Career
Double Figure Pts	-	11	3	16
Double Figure Rebs	-	7	4	11
Double-Doubles (pts/reb)	-	4	1	5
5 + Assists				
5 + Blocks	-	-	1	1
5 + Steals				
Led Team in Pts	-	4	-	4
Led Team in Reb	-	13	7	20
20 + Points	-	1	-	1

13 GRAYCE SPANGLER

Stat	'17-'18	'18-'19	Career
Double Figure Pts			
Double Figure Rebs			
Double-Doubles			
5 + Assists			
5 + Blocks			
5 + Steals			
Led Team in Pts			
Led Team in Reb			
20 + Points			

14 JAILYN MASON

Stat	'16-'17	'17-'18	'18-'19	Career
Double Figure Pts	10	19	4	33
Double Figure Rebs				
Double-Doubles (pts/ast)	2	-	-	2
5 + Assists	6	5	1	12
5 + Blocks				
5 + Steals				
Led Team in Pts	-	8	-	8
Led Team in Reb	-	1	-	1
20 + Points				

20 SYDNEY STOUT

Stat	'16-'17	'17-'18	'18-'19	Career
Double Figure Pts				
Double Figure Rebs				
Double-Doubles				
5 + Assists				
5 + Blocks				
5 + Steals				
Led Team in Pts				
Led Team in Reb				
20 + Points				

22 BAILEY ZIMMERMAN

Stat	'15-'16	'16-'17	'17-'18	'18-'19	Career
Double Figure Pts	-	2	5	2	9
Double Figure Rebs	-	-	-	1	1
Double-Doubles	-	-	-	1	1
5 + Assists					
5 + Blocks					
5 + Steals					
Led Team in Pts					
Led Team in Reb	-	-	2	2	4
20 + Points					

23 AMBER RAMIREZ

Stat	'16-'17	'17-'18	'18-'19	Career
Double Figure Pts	7	18	RS	
Double Figure Rebs	-	-		
Double-Doubles	-	-		
5 + Assists	2	7		
5 + Blocks	-	-		
5 + Steals	-	-		
Led Team in Pts	NA	NA		
Led Team in Reb	-	-		
20 + Points	-	3		
30+ Points	-	1		

24 TAYLAH THOMAS

Stat	'17-'18	'18-'19	Career
Double Figure Pts	1	1	2
Double Figure Rebs	1	2	3
Double-Doubles			
5 + Assists			
5 + Blocks			
5 + Steals			
Led Team in Pts	-	1	1
Led Team in Reb	7	3	10
20 + Points			

30 MACY WEAVER

Stat	'17-'18	'18-'19	Career
Double Figure Pts			
Double Figure Rebs			
Double-Doubles			
5 + Assists			
5 + Blocks			
5 + Steals			
Led Team in Pts			
Led Team in Reb			
20 + Points			

33 CHELSEA DUNGEE

Stat	'18-'19	Career
Double Figure Pts	9	9
Double Figure Rebs		
Double-Doubles		
5 + Assists		
5 + Blocks		
5 + Steals		
Led Team in Pts	5	5
Led Team in Reb		
20 + Points	5	5

52 ROKIA DOUMBIA

Stat	'18-'19	Career
Double Figure Pts	1	1
Double Figure Rebs		
Double-Doubles		
5 + Assists		
5 + Blocks		
5 + Steals		
Led Team in Pts		
Led Team in Reb		
20 + Points		

Career at Arkansas only



@RazorbackWBB STATISTICS AR Combined Team Statistics (as of Dec 16, 2018) All games



RECORD:	OVERALL	HOME	AWAY	NEUTRAL
ALL GAMES	8-3	4-1	2-1	2-1
CONFERENCE	0-0	0-0	0-0	0-0
NON-CONFERENCE	8-3	4-1	2-1	2-1

#	Player	gp-gs	min	avg	Total		3-Point		F-Throw		Rebounds				pf	dq	a	to	blk	stl	pts	avg
					fg-fga	fg%	3fg-fga	3fg%	ft-fga	ft%	off	def	tot	avg								
33	DUNGEE, Chelsea	11-11	315	28.6	56-137	.409	16-44	.364	51-67	.761	8	38	46	4.2	24	1	12	23	3	12	179	16.3
03	MONK, Malica	11-11	279	25.4	50-119	.420	11-30	.367	30-53	.566	7	22	29	2.6	31	0	26	18	2	15	141	12.8
02	TOLEFREE, Alexis	11-10	286	26.0	47-151	.311	26-95	.274	17-24	.708	9	29	38	3.5	14	0	18	20	5	21	137	12.5
10	WILLIAMS, Kiara	11-11	226	20.5	31-57	.544	0-0	.000	18-25	.720	40	54	94	8.5	22	0	6	8	16	15	80	7.3
14	MASON, Jailyn	11-10	292	26.5	28-75	.373	9-24	.375	8-11	.727	9	28	37	3.4	19	0	23	14	6	14	73	6.6
00	GAULDEN, A'Tyanna	11-0	167	15.2	25-65	.385	0-1	.000	20-26	.769	5	17	22	2.0	13	0	28	16	1	7	70	6.4
22	ZIMMERMAN, Bailey	11-1	258	23.5	17-54	.315	9-36	.250	15-23	.652	27	29	56	5.1	17	0	5	7	8	3	58	5.3
24	THOMAS, Taylah	11-0	183	16.6	19-37	.514	0-0	.000	8-21	.381	23	45	68	6.2	14	0	1	7	2	7	46	4.2
52	DOUMBIA, Rokia	8-0	65	8.1	5-13	.385	1-5	.200	3-4	.750	1	7	8	1.0	10	0	5	7	2	3	14	1.8
30	WEAVER, Macy	5-0	31	6.2	3-6	.500	0-0	.000	2-3	.667	6	6	12	2.4	8	0	1	1	7	2	8	1.6
01	NORTHCROSS-BAKE	9-1	69	7.7	5-18	.278	3-14	.214	1-3	.333	2	5	7	0.8	9	0	4	3	0	4	14	1.6
20	STOUT, Sydney	4-0	13	3.3	1-1	1.000	1-1	1.000	0-0	.000	1	1	2	0.5	1	0	0	0	0	0	3	0.8
13	SPANGLER, Grayce	3-0	16	5.3	0-6	.000	0-4	.000	0-2	.000	3	0	3	1.0	4	0	0	0	0	0	0	0.0
Team											26	13	39					2				
Total.....		11	2200		287-739	.388	76-254	.299	173-262	.660	167	294	461	41.9	186	1	129	126	52	103	823	74.8
Opponents.....		11	2198		259-682	.380	57-199	.286	121-187	.647	155	322	477	43.4	226	4	157	207	41	60	696	63.3

TEAM STATISTICS	AR	OPP
SCORING	823	696
Points per game	74.8	63.3
Scoring margin	+11.5	-
FIELD GOALS-ATT	287-739	259-682
Field goal pct	.388	.380
3 POINT FG-ATT	76-254	57-199
3-point FG pct	.299	.286
3-pt FG made per game	6.9	5.2
FREE THROWS-ATT	173-262	121-187
Free throw pct	.660	.647
F-Throws made per game	15.7	11.0
REBOUNDS	461	477
Rebounds per game	41.9	43.4
Rebounding margin	-1.5	-
ASSISTS	129	157
Assists per game	11.7	14.3
TURNOVERS	126	207
Turnovers per game	11.5	18.8
Turnover margin	+7.4	-
Assist/turnover ratio	1.0	0.8
STEALS	103	60
Steals per game	9.4	5.5
BLOCKS	52	41
Blocks per game	4.7	3.7
ATTENDANCE	10942	13891
Home games-Avg/Game	5-2188	3-4155
Neutral site-Avg/Game	-	3-475

Date	Opponent		Score	Att.
11/09/18	NORTHWESTERN STATE	w	98-53	5497
11/14/18	at UT Arlington	w	66-65	1081
11/18/18	NO. 22 ARIZONA STATE	L	85-88	1519
! 11/23/18	vs Tennessee State	w	79-55	750
! 11/24/18	vs Pittsburgh	L	54-61	225
! 11/25/18	vs Wisconsin	w	69-68	450
11/28/18	ORAL ROBERTS	w	74-61	1119
# 12/02/18	at No. 22/23 Iowa State	L	82-91	10097
12/04/18	TENNESSEE TECH	w	65-42	915
12/08/18	at Abilene Christian	w	80-68	1288
12/16/18	PRAIRIE VIEW A&M	w	71-44	1892

!-Challenge in Music City (Nashville, Tenn.)

#- Big 12/SEC Challenge (Ames, Iowa)

+ -SEC Tournament (Greenville, S.C.)

* = Conference game

Score by Periods	1st	2nd	3rd	4th	Totals
AR	200	194	215	214	823
Opponents	172	165	195	164	696



@RazorbackWBB STATISTICS
AR Game-by-Game Highs (as of Dec 16, 2018)
All games

Opponent	Date	Score	Points	Rebounds	Assists	Steals	Blocked shots
NORTHWESTERN STATE	11/09/18	98-53	19-TOLEFREE, Alexis	9-THOMAS, Taylah WILLIAMS, Kiara	4-MONK, Malica MASON, Jailyn	3-THOMAS, Taylah	1-ZIMMERMAN, Bail WILLIAMS, Kiara MASON, Jailyn
at UT Arlington	11/14/18	66-65	18-TOLEFREE, Alexis MONK, Malica	9-THOMAS, Taylah	3-MONK, Malica	3-MASON, Jailyn TOLEFREE, Alexis	1-DUNGEE, Chelsea ZIMMERMAN, Baile WILLIAMS, Kiara TOLEFREE, Alexis
NO. 22 ARIZONA STATE	11/18/18	85-88	22-TOLEFREE, Alexis	9-WILLIAMS, Kiara	3-MASON, Jailyn	3-WILLIAMS, Kiara	None
vs Tennessee State	11/23/18	79-55	16-DUNGEE, Chelsea	11-WILLIAMS, Kiara	4-MONK, Malica	3-MONK, Malica	3-ZIMMERMAN, Bail
vs Pittsburgh	11/24/18	54-61	12-TOLEFREE, Alexis	11-ZIMMERMAN, Bail	5-TOLEFREE, Alexis	4-TOLEFREE, Alexis	2-DUNGEE, Chelsea
vs Wisconsin	11/25/18	69-68	20-DUNGEE, Chelsea	12-THOMAS, Taylah	4-GAULDEN, A'Tyan	3-DUNGEE, Chelsea WILLIAMS, Kiara	None
ORAL ROBERTS	11/28/18	74-61	21-DUNGEE, Chelsea	11-WILLIAMS, Kiara	3-MONK, Malica	2-TOLEFREE, Alexis	3-WILLIAMS, Kiara
at No. 22/23 Iowa State	12/02/18	82-91	27-DUNGEE, Chelsea	6-WILLIAMS, Kiara	3-GAULDEN, A'Tyan	2-WILLIAMS, Kiara	1-GAULDEN, A'Tyan WILLIAMS, Kiara
TENNESSEE TECH	12/04/18	65-42	28-DUNGEE, Chelsea	9-WILLIAMS, Kiara	3-GAULDEN, A'Tyan MASON, Jailyn	3-MASON, Jailyn	5-WILLIAMS, Kiara
at Abilene Christian	12/08/18	80-68	21-TOLEFREE, Alexis	11-WILLIAMS, Kiara	5-MASON, Jailyn	5-TOLEFREE, Alexis	1-WILLIAMS, Kiara TOLEFREE, Alexis MASON, Jailyn ZIMMERMAN, Baile
PRAIRIE VIEW A&M	12/16/18	71-44	11-THOMAS, Taylah	11-ZIMMERMAN, Bail	3-GAULDEN, A'Tyan DOUMBIA, Rokia	2-WILLIAMS, Kiara	3-WILLIAMS, Kiara



@RazorbackWBB STATISTICS
AR Category Leaders (as of Dec 16, 2018)
All games



Points	G	Pts	Pts/G
DUNGEE, Chelsea	11	179	16.3
MONK, Malica	11	141	12.8
TOLEFREE, Alexis	11	137	12.5
WILLIAMS, Kiara	11	80	7.3
MASON, Jailyn	11	73	6.6
GAULDEN, A'Tyanna	11	70	6.4
ZIMMERMAN, Bailey	11	58	5.3
THOMAS, Taylah	11	46	4.2
NORTHCROSS-BAKER, Ra	9	14	1.6
DOUMBIA, Rokia	8	14	1.8
WEAVER, Macy	5	8	1.6
STOUT, Sydney	4	3	0.8

FG Percentage	FG	Att	Pct
STOUT, Sydney	1	1	1.000
WILLIAMS, Kiara	31	57	.544
THOMAS, Taylah	19	37	.514
WEAVER, Macy	3	6	.500
MONK, Malica	50	119	.420
DUNGEE, Chelsea	56	137	.409
GAULDEN, A'Tyanna	25	65	.385
DOUMBIA, Rokia	5	13	.385
MASON, Jailyn	28	75	.373
ZIMMERMAN, Bailey	17	54	.315
TOLEFREE, Alexis	47	151	.311
NORTHCROSS-BAKER, Ra	5	18	.278

3-Point Percentage	3FG	Att	Pct
STOUT, Sydney	1	1	1.000
MASON, Jailyn	9	24	.375
MONK, Malica	11	30	.367
DUNGEE, Chelsea	16	44	.364
TOLEFREE, Alexis	26	95	.274
ZIMMERMAN, Bailey	9	36	.250
NORTHCROSS-BAKER, Ra	3	14	.214
DOUMBIA, Rokia	1	5	.200
SPANGLER, Grayce	0	4	.000
GAULDEN, A'Tyanna	0	1	.000

Free Throw Percent	FG	Att	Pct
GAULDEN, A'Tyanna	20	26	.769
DUNGEE, Chelsea	51	67	.761
DOUMBIA, Rokia	3	4	.750
MASON, Jailyn	8	11	.727
WILLIAMS, Kiara	18	25	.720
TOLEFREE, Alexis	17	24	.708
WEAVER, Macy	2	3	.667
ZIMMERMAN, Bailey	15	23	.652
MONK, Malica	30	53	.566
THOMAS, Taylah	8	21	.381
NORTHCROSS-BAKER, Ra	1	3	.333
SPANGLER, Grayce	0	2	.000

Scoring Average	G	Pts	Avg/G
DUNGEE, Chelsea	11	179	16.3
MONK, Malica	11	141	12.8
TOLEFREE, Alexis	11	137	12.5
WILLIAMS, Kiara	11	80	7.3
MASON, Jailyn	11	73	6.6
GAULDEN, A'Tyanna	11	70	6.4
ZIMMERMAN, Bailey	11	58	5.3
THOMAS, Taylah	11	46	4.2
DOUMBIA, Rokia	8	14	1.8
WEAVER, Macy	5	8	1.6
NORTHCROSS-BAKER, Ra	9	14	1.6
STOUT, Sydney	4	3	0.8

Field Goal Attempts	G	Att	Att/G
TOLEFREE, Alexis	11	151	13.7
DUNGEE, Chelsea	11	137	12.5
MONK, Malica	11	119	10.8
MASON, Jailyn	11	75	6.8
GAULDEN, A'Tyanna	11	65	5.9

Field Goals Made	G	Made	Made/G
DUNGEE, Chelsea	11	56	5.1
MONK, Malica	11	50	4.5
TOLEFREE, Alexis	11	47	4.3
WILLIAMS, Kiara	11	31	2.8
MASON, Jailyn	11	28	2.5

3-Point FG Attempts	G	Att	Att/G
TOLEFREE, Alexis	11	95	8.6
DUNGEE, Chelsea	11	44	4.0
ZIMMERMAN, Bailey	11	36	3.3
MONK, Malica	11	30	2.7
MASON, Jailyn	11	24	2.2

3-Point FG Made	G	Made	Made/G
TOLEFREE, Alexis	11	26	2.4
DUNGEE, Chelsea	11	16	1.5
MONK, Malica	11	11	1.0
MASON, Jailyn	11	9	0.8
ZIMMERMAN, Bailey	11	9	0.8

Free Throw Attempts	G	Att	Att/G
DUNGEE, Chelsea	11	67	6.1
MONK, Malica	11	53	4.8
GAULDEN, A'Tyanna	11	26	2.4
WILLIAMS, Kiara	11	25	2.3
TOLEFREE, Alexis	11	24	2.2

Free Throws Made	G	Made	Made/G
DUNGEE, Chelsea	11	51	4.6
MONK, Malica	11	30	2.7
GAULDEN, A'Tyanna	11	20	1.8
WILLIAMS, Kiara	11	18	1.6
TOLEFREE, Alexis	11	17	1.5



@RazorbackWBB STATISTICS
AR Category Leaders (as of Dec 16, 2018)
All games

Rebounds	G	Reb	Reb/G
WILLIAMS, Kiara	11	94	8.5
THOMAS, Taylah	11	68	6.2
ZIMMERMAN, Bailey	11	56	5.1
DUNGEE, Chelsea	11	46	4.2
TOLEFREE, Alexis	11	38	3.5

Rebound Average	G	Reb	Avg/G
WILLIAMS, Kiara	11	94	8.5
THOMAS, Taylah	11	68	6.2
ZIMMERMAN, Bailey	11	56	5.1
DUNGEE, Chelsea	11	46	4.2
TOLEFREE, Alexis	11	38	3.5

Offensive Rebounds	G	No.	Avg/G
WILLIAMS, Kiara	11	40	3.6
ZIMMERMAN, Bailey	11	27	2.5
THOMAS, Taylah	11	23	2.1
MASON, Jailyn	11	9	0.8
TOLEFREE, Alexis	11	9	0.8

Defensive Rebounds	G	No.	Avg/G
WILLIAMS, Kiara	11	54	4.9
THOMAS, Taylah	11	45	4.1
DUNGEE, Chelsea	11	38	3.5
TOLEFREE, Alexis	11	29	2.6
ZIMMERMAN, Bailey	11	29	2.6

Fouls	G	No.	Per/G
MONK, Malica	11	31	2.8
DUNGEE, Chelsea	11	24	2.2
WILLIAMS, Kiara	11	22	2.0
MASON, Jailyn	11	19	1.7
ZIMMERMAN, Bailey	11	17	1.5

Foulouts	G	No.
DUNGEE, Chelsea	11	1

Assists	G	No.	Ast/G
GAULDEN, A'Tyanna	11	28	2.5
MONK, Malica	11	26	2.4
MASON, Jailyn	11	23	2.1
TOLEFREE, Alexis	11	18	1.6
DUNGEE, Chelsea	11	12	1.1

Steals	G	No.	Stl/G
TOLEFREE, Alexis	11	21	1.9
WILLIAMS, Kiara	11	15	1.4
MONK, Malica	11	15	1.4
MASON, Jailyn	11	14	1.3
DUNGEE, Chelsea	11	12	1.1

Blocked Shots	G	No.	Blk/G
WILLIAMS, Kiara	11	16	1.5
ZIMMERMAN, Bailey	11	8	0.7
WEAVER, Macy	5	7	1.4
MASON, Jailyn	11	6	0.5
TOLEFREE, Alexis	11	5	0.5

Minutes	G	No.	Min/G
DUNGEE, Chelsea	11	315	28.6
MASON, Jailyn	11	292	26.5
TOLEFREE, Alexis	11	286	26.0
MONK, Malica	11	279	25.4
ZIMMERMAN, Bailey	11	258	23.5

Turnovers	G	No.	TO/G
DUNGEE, Chelsea	11	23	2.1
TOLEFREE, Alexis	11	20	1.8
MONK, Malica	11	18	1.6
GAULDEN, A'Tyanna	11	16	1.5
MASON, Jailyn	11	14	1.3



@RazorbackWBB STATISTICS
AR Team Game-by-Game Comparison (as of Dec 16, 2018)
All games



Opponent	1st	2nd	Score	Mar	Total FG	FG Pct	3-Pointers	3FG Pct	Free Throws	FT Pct	Rebounds	Assist	T/Over	Block	Steal	Fouls
NORTHWESTERN STATE	56/27	42/26	98-53	+45	34-59/19-57	.576/.333	11-23/8-21	.478/.381	19-33/7-12	.576/.583	38/34 +4	18/14	16/30	3/1	11/10	15/27
UT Arlington	36/31	30/34	66-65	+1	26-63/25-72	.413/.347	5-16/7-15	.313/.467	9-18/8-12	.500/.667	42/39 +3	8/18	19/15	4/4	10/12	20/19
NO. 22 ARIZONA STATE	42/46	43/42	85-88	(3)	32-67/31-63	.478/.492	6-19/5-16	.316/.313	15-22/21-33	.682/.636	35/43 (8)	9/16	13/17	0/2	6/6	22/21
Tennessee State	37/34	42/21	79-55	+24	23-62/17-63	.371/.270	7-20/4-17	.350/.235	26-38/17-26	.684/.654	41/53 (12)	16/11	14/23	8/3	12/8	21/27
Pittsburgh	18/25	36/36	54-61	(7)	19-74/25-52	.257/.481	7-35/2-9	.200/.222	9-17/9-14	.529/.643	40/48 (8)	11/17	8/22	3/4	10/4	14/18
Wisconsin	31/33	38/35	69-68	+1	24-65/27-63	.369/.429	5-19/7-28	.263/.250	16-28/7-13	.571/.538	44/43 +1	11/21	10/16	0/6	11/1	17/22
ORAL ROBERTS	38/23	36/38	74-61	+13	23-66/21-61	.348/.344	4-20/5-18	.200/.278	24-29/14-18	.828/.778	45/41 +4	7/8	14/19	7/1	4/8	14/23
No. 22/23 Iowa State	33/37	49/54	82-91	(9)	26-68/34-69	.382/.493	11-27/8-29	.407/.276	19-25/15-19	.760/.789	37/47 (10)	13/20	7/11	2/7	6/1	22/19
TENNESSEE TECH	35/20	30/22	65-42	+23	27-74/18-56	.365/.321	7-23/4-16	.304/.250	4-6/2-9	.667/.222	42/42 -	9/11	9/21	13/5	13/2	12/12
Abilene Christian	42/39	38/29	80-68	+12	28-65/24-54	.431/.444	10-29/5-14	.345/.357	14-20/15-20	.700/.750	33/41 (8)	16/14	8/20	4/2	13/4	17/18
PRAIRIE VIEW A&M	26/22	45/22	71-44	+27	25-76/18-72	.329/.250	3-23/2-16	.130/.125	18-26/6-11	.692/.545	64/46 +18	11/7	8/13	8/6	7/4	12/20

Note: Game totals are displayed in the format TEAM/OPPONENT for each category



@RazorbackWBB STATISTICS
AR Points-Rebounds-Assists (as of Nov 26, 2018)
All games



Opponent	Date	Score		00	01	02	03	10	13	14
				GAULDEN,A'	NORTHCROSS	TOLEFREE,A	MONK,MALIC	WILLIAMS,K	SPANGLER,G	MASON,JAIL
NORTHWESTERN STATE	11/09/18	98-53	w	16-2-3	0-1-2	19-3-0	12-0-4	10-9-1	0-0-0	4-4-4
at UT Arlington	11/14/18	66-65	w	2-3-1	2-3-1	18-4-0	18-8-3	4-6-0	DNP	0-1-2
NO. 22 ARIZONA STATE	11/18/18	85-88	L	9-0-0	0-0-0	22-3-2	13-4-1	8-9-2	DNP	11-4-3
vs Tennessee State	11/23/18	79-55	w	9-2-3	4-0-1	14-3-2	13-2-4	6-11-2	DNP	4-2-2
vs Pittsburgh	11/24/18	54-61	L	2-2-3	0-0-0	12-6-5	5-3-2	5-4-0	DNP	5-1-1
vs Wisconsin	11/25/18	69-68	w	1-0-4	DNP	5-2-1	13-1-3	13-8-0	DNP	12-7-1

Opponent	Date	Score		20	22	24	30	33	52
				STOUT,SYDN	ZIMMERMAN,	THOMAS,TAY	WEAVER,MAC	DUNGEE,CHE	DOUMBIA,RO
NORTHWESTERN STATE	11/09/18	98-53	w	0-0-0	4-4-1	11-9-0	0-0-0	11-3-3	11-1-0
at UT Arlington	11/14/18	66-65	w	DNP	4-5-0	2-9-0	DNP	16-3-1	0-0-0
NO. 22 ARIZONA STATE	11/18/18	85-88	L	DNP	2-1-0	0-2-0	DNP	20-6-1	0-1-0
vs Tennessee State	11/23/18	79-55	w	0-0-0	12-4-1	1-3-0	0-5-0	16-6-0	0-0-1
vs Pittsburgh	11/24/18	54-61	L	DNP	11-11-0	4-8-0	DNP	10-1-0	DNP
vs Wisconsin	11/25/18	69-68	w	DNP	3-4-1	2-12-0	DNP	20-5-1	0-1-0

0 A'Tyanna Gauden | So. | 5-7 | G | Ocilla, Ga. (Americus Sumter HS) | Florida State



SEASON HIGHS

Points	16	NSU	11-9-18
FG Made	6	TTU	12-4-18*
FG Att.	16	TTU	12-4-18
3FG Made			
3FG Att.	1	Pitt	11-24-18
FT Made	5	#22 ASU	11-18-18
FT Att.	7	NSU	11-9-18
Off. Reb.	3	TTU	12-4-18
Def. Reb.	3	at UTA	11-14-18
Rebounds	5	TTU	12-4-18
Assists	4	at ACU	12-8-18*
Blocks	1	at #22 ISU	12-2-18
Steals	2	NSU	11-9-18
Minutes	24	TTU	12-4-18

CAREER HIGHS

Points	16	NSU	11-9-18
FG Made	6	TTU	12-4-18*
FG Att.	16	TTU	12-4-18
3FG Made			
3FG Att.	1	Pitt	11-24-18
FT Made	5	#22 ASU	11-18-18
FT Att.	7	NSU	11-9-18
Off. Reb.	3	TTU	12-4-18
Def. Reb.	3	at UTA	11-14-18
Rebounds	5	TTU	12-4-18
Assists	4	at ACU	12-8-18*
Blocks	1	at #22 ISU	12-2-18
Steals	2	NSU	11-9-18
Minutes	24	TTU	12-4-18

*Most Recent

2018-19 GAME-BY-GAME

Opponent	M	FG	3P	FT	REB	A	TO	B	S	PT
NSU	17	6	-	4	2	3	4	-	2	16
at UTA	11	1	-	-	3	1	3	-	-	2
Arizona St.	13	2	-	5	-	-	1	-	1	9
Tenn. State	19	3	-	3	2	3	-	-	1	9
Pittsburgh	11	1	-	-	2	3	-	-	1	2
Wisconsin	17	-	-	1	-	4	1	-	1	1
ORU	7	1	-	-	1	1	2	-	-	2
Iowa State	16	1	-	2	2	3	2	1	1	4
Tenn. Tech	24	6	-	-	5	3	1	-	-	12
ACU	14	2	-	3	1	4	1	-	-	7
Prairie View	18	2	-	2	4	3	1	-	-	6
Nebraska										
Tulsa										
Jackson St										
Miss State										
Ole Miss										
Missouri										
Vanderbilt										
Tennessee										
Alabama										
Florida										
Georgia										
S. Carolina										
LSU										
Auburn										
Kentucky										
Georgia										
Ole Miss										
Missouri										
Texas A&M										
SEC Tournament										

NOTES

- One of seven players in double figures in the season opener with 16 points versus Northwestern State.
- Twelve points in 24 minutes versus Tennessee Tech.
- Redshirted the 2017-18 season due to NCAA transfer rules.
- Played in 21 games averaging 1.1 ppg, 0.6 rpg and 1.0 apg in 5.7 minutes per game at FSU.
- As a prep player, was ranked sixth among all guard in the ESPNW 2016 recruiting class and was No. 23 overall ... Five-star player who earned Atlanta Journal Constitution Player of the Year after her senior season.

CAREER STATISTICS

Year	GP-GS	Min	Avg	FG	Total FGA	Pct	FG	3-Point FGA	Pct	FT	F-Throw FTA	Pct	Off	Rebounds Def	Tot	Avg	PF	FO	Ast	TO	Blk	Stl	Pts	Avg
2015-16*	21-0	119	5.7	7	15	.467	0	0	.000	9	14	.643	2	10	12	0.6	24	1	22	15	0	13	23	1.1
2018-19	11-0	167	15.2	25	65	.385	0	1	.000	20	26	.769	5	17	22	2.0	13	0	28	16	1	7	70	6.4
TOTAL**	11-0	167	15.2	25	65	.385	0	1	.000	20	26	.769	5	17	22	2.0	13	0	28	16	1	7	70	6.4

*at Florida State | **Totals from Arkansas only

1 Raven Northcross Baker | Sr. | 5-9 | G | Malvern, Ark. (Malvern HS) | Chipola Junior College



SEASON HIGHS

Points	4	TSU	11-23-18
FG Made	2	PVAM	12-16-18
FG Att.	5	at UTA	11-14-18
3FG Made	1	PVAM	12-16-18*
3FG Att.	2	TSU	11-23-18*
FT Made	1	TSU	11-23-18
FT Att.	2	TSU	11-23-18
Off. Reb.	1	PVAM	12-16-18
Def. Reb.	3	at UTA	11-14-18
Rebounds	3	PVAM	12-16-18*
Assists	2	NSU	11-9-18
Blocks			
Steals	2	TSU	11-23-18
Minutes	16	NSU	11-9-18

CAREER HIGHS (AT ARKANSAS)

Points	22	UTA	12-17-17
FG Made	8	UTA	12-17-17
FG Att.	13	Vanderbilt	2-28-18
3FG Made	6	UTA	12-17-17
3FG Att.	12	Vanderbilt	2-28-18
FT Made	7	ACU	11-29-17
FT Att.	8	ACU	11-29-17
Off. Reb.	3	Grambling	12-18-17
Def. Reb.	7	Tulsa	12-10-17
Rebounds	9	Tulsa	12-10-17
Assists	7	Vanderbilt	2-28-18
Blocks	1	at #9 SC	1-25-18*
Steals	3	UTA	12-17-17
Minutes	29	Florida	1-18-18

*Most Recent

2018-19 GAME-BY-GAME

Opponent	M	FG	3P	FT	REB	A	TO	B	S	PT
NSU	16	-	-	-	1	2	1	-	1	-
at UTA	10	1	-	-	3	1	-	-	-	2
Arizona St.	4	-	-	-	-	1	-	-	-	-
Tenn. State	9	1	1	1	-	1	-	-	2	4
Pittsburgh	3	-	-	-	-	-	-	-	-	-
Wisconsin	DNP									
ORU	9	1	1	-	-	-	-	-	-	3
Iowa State	2	-	-	-	-	-	-	-	-	-
Tenn. Tech	4	-	-	-	1	-	-	-	-	-
ACU	DNP									
Prairie View	12	2	1	-	3	-	1	-	1	5
Nebraska										
Tulsa										
Jackson St										
Miss State										
Ole Miss										
Missouri										
Vanderbilt										
Tennessee										
Alabama										
Florida										
Georgia										
S. Carolina										
LSU										
Auburn										
Kentucky										
Georgia										
Ole Miss										
Missouri										
Texas A&M										
SEC Tournament										

NOTES

- Three games in double figures as a junior.
- Ten games with two or more 3-point field goals as a junior.
- Arkansas Athletics Department Honor Roll (3.0-3.49 GPA) | Fall 2017.
- 17 points in exhibition (2017) including 12 points in the first quarter.
- Had her first 20+ point game as a Razorback with 22 points against UTA as a junior.

CAREER STATISTICS

Year	GP-GS	Min	Avg	FG	Total FGA	Pct	FG	3-Point FGA	Pct	FT	F-Throw FTA	Pct	Off	Rebounds Def	Tot	Avg	PF	FO	Ast	TO	Blk	Stl	Pts	Avg
2015-16*	26-14	69	2.7	97	229	.424	58	149	.389	21	33	.636	47	39	86	3.3	6	-	46	32	-	58	273	10.5
2016-17*	33-33	210	6.4	171	433	.395	77	247	.312	54	83	.651	74	77	151	4.6	9	-	77	44	3	56	473	14.3
Totals*	59-47	279	4.7	268	662	.405	135	396	.341	75	116	.647	121	116	237	4.0	15	-	123	76	3	114	746	12.6
2017-18	31-1	603	19.5	57	193	.295	37	137	.270	22	33	.667	32	50	82	2.6	47	1	50	28	4	18	173	5.6
2018-19	9-1	69	7.7	5	18	.278	3	14	.214	1	3	.333	2	5	7	0.8	9	0	4	3	0	4	14	1.6
TOTAL**	40-2	672	16.8	62	211	.294	40	151	.265	23	36	.639	34	55	89	2.2	56	1	54	31	4	22	187	4.7

*At Chipola Junior College **Totals are from Arkansas only.

2 Alexis Tolefree | Jr. | 5-8 | G | Conway, Ark. (Conway HS) | Jones County JC



SEASON HIGHS

Points	22	#22 ASU	11-18-18
FG Made	8	at ACU	12-8-18*
FG Att	23	Pitt	11-24-18
3FG Made	5	at ACU	12-8-18*
3FG Att	16	Pitt	11-24-18
FT Made	4	NSU	11-9-18
FT Att	6	NSU	11-9-18
Off. Reb.	2	Wisconsin	11-25-18
Def. Reb.	5	ORU	11-28-18
Rebounds	6	Pitt	11-24-18
Assists	5	Pitt	11-24-18
Blocks	2	ORU	11-28-18
Steals	5	at ACU	12-8-18
Minutes	36	at UTA	11-14-18

CAREER HIGHS

Points	22	#22 ASU	11-18-18
FG Made	8	at ACU	12-8-18*
FG Att	23	Pitt	11-24-18
3FG Made	5	at ACU	12-8-18*
3FG Att	16	Pitt	11-24-18
FT Made	4	NSU	11-9-18
FT Att	6	NSU	11-9-18
Off. Reb.	2	Wisconsin	11-25-18
Def. Reb.	5	ORU	11-28-18
Rebounds	6	Pitt	11-24-18
Assists	5	Pitt	11-24-18
Blocks	2	ORU	11-28-18
Steals	5	at ACU	12-8-18
Minutes	36	at UTA	11-14-18

*Most Recent

2018-19 GAME-BY-GAME

Opponent	M	FG	3P	FT	REB	A	TO	B	S	PT
NSU	21	5	5	4	3	-	3	-	2	19
at UTA	36	6	3	3	4	-	1	1	3	18
Arizona St.	33	8	3	3	3	2	4	-	1	22
Tenn. State	27	4	3	3	3	2	3	-	1	14
Pittsburgh	32	4	3	1	6	5	2	-	4	12
Wisconsin	17	2	1	-	2	1	1	-	-	5
ORU	26	1	-	2	5	1	2	2	2	4
Iowa State	26	4	1	1	5	2	1	-	-	10
Tenn. Tech	20	2	1	-	2	-	1	-	2	5
ACU	29	8	5	-	1	3	1	1	5	21
Prairie View	19	3	1	-	4	2	1	1	1	7
Nebraska										
Tulsa										
Jackson St										
Miss State										
Ole Miss										
Missouri										
Vanderbilt										
Tennessee										
Alabama										
Florida										
Georgia										
S. Carolina										
LSU										
Auburn										
Kentucky										
Georgia										
Ole Miss										
Missouri										
Texas A&M										
SEC Tournament										

NOTES

- Arkansas career-best 22 points against No. 22 Arizona State.
- Scored in double figures in six games this year.
- Two-Time Junior College All American.
- Scored 50 points (16-26) vs. Copiah-Lincoln ... 42 points at Meridian (16-22) and 31 points vs. Copiah-Lincoln (8-22, 5-14, 10-10) in 2017-18 at Jones County.
- Ranked second in the MACJC and seventh nationally in scoring.
- Ranked third in the nation in 3-point field goals per game.
- Lead team to Region 23 Title- with 50 points vs. Copiah-Lincoln.

CAREER STATISTICS

Year	GP-GS	Min	Avg	FG	Total FGA	Pct	3-Point FG	3-Point FGA	3-Point Pct	F-Throw FT	F-Throw FTA	Pct	Off	Rebounds Def	Tot	Avg	PF	FO	Ast	TO	Blk	Stl	Pts	Avg
2016-17*	NA																							
2017-18*	29-27	867	29.9	205	476	.431	104	286	.364	104	127	.819	19	73	92	3.2	64	0	75	58	13	58	618	21.3
2018-19**	11-10	286	26.0	47	151	.311	26	95	.274	17	24	.708	9	29	38	3.5	14	0	18	20	5	21	137	12.5
TOTAL**	11-10	286	26.0	47	151	.311	26	95	.274	17	24	.708	9	29	38	3.5	14	0	18	20	5	21	137	12.5

*at Jones County JC | **Totals from Arkansas only

3 Malica Monk | Gr. | 5-5 | G | N. Little Rock, Ark. (N. Little Rock HS)



SEASON HIGHS

Points	22	at #22 ISU	12-2-18
FG Made	8	at #22 ISU	12-2-18
FG Att	15	at #22 ISU	12-2-18*
3FG Made	5	at #22 ISU	12-2-18
3FG Att	8	at #22 ISU	12-2-18
FT Made	7	ORU	11-28-18
FT Att	8	ORU	11-28-18*
Off. Reb.	3	at UTA	11-14-18
Def. Reb.	5	at UTA	11-14-18
Rebounds	8	at UTA	11-14-18
Assists	4	at ACU	12-8-18*
Blocks	1	TTU	12-4-18
Steals	3	TSU	11-23-18
Minutes	31	TSU	11-23-18

CAREER HIGHS

Points	25	#11 Tennessee	2-8-18
FG Made	9	#11 Tennessee	2-8-18*
FG Att	28	Florida	1-18-18
3FG Made	5	at #22 ISU	12-2-18
3FG Att	10	at Kentucky	2-15-18
FT Made	12	UTA	12-17-17
FT Att	12	UTA	12-17-17
Off. Reb.	3	Alabama	1-7-18*
Def. Reb.	8	Samford	11-12-17
Rebounds	9	Samford	11-12-17
Assists	10	Grambling	12-18-17
Blocks	3	LSU	1-8-17
Steals	6	Kentucky	2-16-17*
Minutes	40	at Vanderbilt	2-25-18*

*Most Recent

2018-19 GAME-BY-GAME

Opponent	M	FG	3P	FT	REB	A	TO	B	S	PT
NSU	21	4	2	2	-	4	3	-	1	12
at UTA	19	7	-	4	8	3	4	-	2	18
Arizona St.	17	5	-	3	4	1	1	-	-	13
Tenn. State	21	4	1	4	2	4	3	-	3	13
Pittsburgh	31	2	-	1	3	2	1	-	2	5
Wisconsin	27	5	-	3	1	3	-	-	1	13
ORU	33	5	-	7	3	3	1	-	-	17
Iowa State	24	8	5	1	1	-	-	-	1	22
Tenn. Tech	17	1	-	-	1	1	1	1	1	2
ACU	26	6	3	3	-	4	3	-	3	18
Prairie View	22	3	-	2	6	1	1	1	1	8
Nebraska										
Tulsa										
Jackson St										
Miss State										
Ole Miss										
Missouri										
Vanderbilt										
Tennessee										
Alabama										
Florida										
Georgia										
S. Carolina										
LSU										
Auburn										
Kentucky										
Georgia										
Ole Miss										
Missouri										
Texas A&M										
SEC Tournament										

NOTES

- Eight games in double figures this season.
- Game winning layup helping Arkansas erase a 15-point deficit to Wisconsin.
- Career-best five 3-point field goals at No. 22 Iowa State.
- Team's leading scorer from a year ago.
- Forty-seven career games with double figure scoring including 27 as a junior and eight as a senior.
- Eighteen career games with five or more assists.
- Arkansas Athletics Department Honor Roll (3.0-3.49 GPA) | Fall 2016, Fall 2017, Spring 2018.
- Malica Monk scored 494 points in 2017-18. Her single season best was 247 points set in 27 games in 2016-17.
- Graduated in December with a degree in Sports & Recreation Management.
- On track to reach the 1,000-point plateau this year (992).

CAREER STATISTICS

Year	GP-GS	Min	Avg	FG	Total FGA	Pct	3-Point FG	3-Point FGA	3-Point Pct	F-Throw FT	F-Throw FTA	Pct	Off	Rebounds Def	Tot	Avg	PF	FO	Ast	TO	Blk	Stl	Pts	Avg
2015-16	27-5	461	17.1	48	136	.353	2	10	.200	12	19	.632	6	23	29	1.1	60	2	47	44	5	23	110	4.1
2016-17	27-27	842	31.2	96	230	.417	7	25	.280	48	71	.676	29	52	81	3.0	79	2	83	59	7	62	247	9.1
2017-18	31-31	1061	34.2	171	488	.350	38	126	.302	114	146	.781	21	84	105	3.4	69	1	122	70	6	50	494	15.9
2018-19	11-11	279	25.4	50	119	.420	11	30	.367	30	53	.566	7	22	29	2.6	31	0	26	18	2	15	141	12.8
TOTAL	96-74	2643	27.5	365	973	.375	58	191	.304	204	289	.706	63	181	244	2.5	239	5	278	191	20	150	992	10.3

10 Kiara Williams | Jr. | 6-1 | F/C | Little Rock, Ark. (Little Rock Central HS)



SEASON HIGHS

Points	13	Wisconsin	11-25-18
FG Made	5	Wisconsin	11-25-18*
FG Att.	10	Wisconsin	11-25-18
3FG Made			
3FG Att.			
FT Made	4	at ACU	12-8-18
FT Att.	6	at ACU	12-8-18
Off. Reb.	5	ORU	11-28-18*
Def. Reb.	8	TTU	12-4-18*
Rebounds	11	at ACU	12-8-18*
Assists	2	TSU	11-23-18*
Blocks	5	TTU	12-4-18
Steals	3	TSU	11-23-18*
Minutes	25	#22 ASU	11-18-18

CAREER HIGHS

Points	25	Vanderbilt	2-28-18
FG Made	11	at Vanderbilt	2-28-18
FG Att.	13	at Vanderbilt	2-28-18
3FG Made	1	#5 Miss. St.	1-4-18
3FG Att.	1	#5 Miss. St.	1-4-18
FT Made	7	LSU	2-20-18
FT Att.	11	Charlotte	12-6-17
Off. Reb.	8	Grambling	12-18-17*
Def. Reb.	11	at Kansas	12-3-17
Rebounds	16	Grambling	12-18-17*
Assists	2	TSU	11-23-18*
Blocks	5	TTU	12-4-18
Steals	4	Charlotte	12-6-17
Minutes	32	Vanderbilt	2-28-18

*Most Recent

2018-19 GAME-BY-GAME

Opponent	M	FG	3P	FT	REB	A	TO	B	S	PT
NSU	19	5	-	-	9	1	2	1	1	10
at UTA	18	2	9	9	6	-	2	1	-	4
Arizona St.	25	4	-	-	9	2	1	-	3	8
Tenn. State	20	2	-	2	11	2	1	1	2	6
Pittsburgh	21	2	-	1	4	-	-	-	-	5
Wisconsin	23	5	-	3	8	-	1	-	3	13
ORU	20	2	-	2	11	-	-	3	-	6
Iowa State	23	1	-	2	6	1	-	1	2	4
Tenn. Tech	16	3	-	-	9	-	-	5	1	6
ACU	21	4	-	4	11	-	-	1	1	12
Prairie View	20	1	-	4	10	-	1	3	2	6
Nebraska										
Tulsa										
Jackson St										
Miss State										
Ole Miss										
Missouri										
Vanderbilt										
Tennessee										
Alabama										
Florida										
Georgia										
S Carolina										
LSU										
Auburn										
Kentucky										
Georgia										
Ole Miss										
Missouri										
Texas A&M										
SEC Tournament										

NOTES

- Career-best five blocks vs Tennessee Tech leading team to a program record 13 blocks.
- Team's leading rebounder.
- Fourteen career games in double figure scoring and 11 career games with double digit rebounds.
- Led Arkansas with a career-best 25 points in SEC Tournament win over Vanderbilt.
- Career-best 16 rebounds, including 11 defensive rebounds, twice (Kansas & Grambling).
- Double-Doubles: First career double-double with 11 points and 11 rebounds against New Mexico State ... Second career double-double with 12 points and tied her career-best with 16 rebounds versus Grambling State ... Third at Auburn with a career-best 15 points and 14 rebounds.
- Made her first career 3-point basket in the opening shot of the No. 5/3 Mississippi State game.

CAREER STATISTICS

Year	GP-GS	Min	Avg	FG	Total FGA	Pct	3-Point		F-Throw	Pct	Off	Rebounds		Avg	PF	FO	Ast	TO	Blk	Stl	Pts	Avg		
							FG	FGA				Def	Tot											
2016-17	20-5	227	11.4	26	48	.542	0	0	.000	10	26	.385	24	31	55	2.8	34	1	3	15	5	9	62	3.1
2017-18	31-30	602	19.4	105	201	.522	1	3	.333	43	75	.573	92	119	211	6.8	68	1	7	28	29	33	254	8.2
2018-19	11-11	226	20.5	31	57	.544	0	0	.000	18	25	.720	40	54	94	8.5	22	0	6	8	16	15	80	7.3
TOTAL	62-46	1055	17.0	162	306	.529	1	3	.333	71	126	.563	156	204	360	5.8	124	2	16	51	50	57	396	6.4

13 Grace Spangler | So. | 5-10 | G | Fayetteville, Ark. (Fayetteville HS)



SEASON HIGHS

Points			
FG Made			
FG Att.			
3FG Made			
3FG Att.	1	NSU	11-9-18
FT Made			
FT Att.			
Off. Reb.	2	TTU	12-4-18
Def. Reb.			
Rebounds	2	TTU	12-4-18
Assists			
Blocks			
Steals			
Minutes	6	TTU	12-4-18

CAREER HIGHS

Points	4	#5 Miss. St.	1-4-18
FG Made	2	#5 Miss. St.	1-4-18
FG Att.	3	#5 Miss. St.	1-4-18
3FG Made	-		
3FG Att.	2	ACU	11-29-17
FT Made	3	UTA	12-17-17
FT Att.	4	#13 Missouri	2-12-18
Off. Reb.	2	TTU	12-4-18
Def. Reb.	1	at ASU	12-21-17*
Rebounds	2	TTU	12-4-18
Assists	1	at Kentucky	2-15-18
Blocks	-		
Steals	1	at #9 SC	1-25-18
Minutes	9	at #9 SC	1-25-18

*Most Recent

2018-19 GAME-BY-GAME

Opponent	M	FG	3P	FT	REB	A	TO	B	S	PT
NSU	5	-	-	-	-	-	-	-	-	-
at UTA	DNP									
Arizona St.	DNP									
Tenn. State	DNP									
Pittsburgh	DNP									
Wisconsin	DNP									
ORU	DNP									
Iowa State	DNP									
Tenn. Tech	6	-	-	-	2	-	-	-	-	-
ACU	DNP									
Prairie View	5	-	-	-	1	-	-	-	-	-
Nebraska										
Tulsa										
Jackson St										
Miss State										
Ole Miss										
Missouri										
Vanderbilt										
Tennessee										
Alabama										
Florida										
Georgia										
S Carolina										
LSU										
Auburn										
Kentucky										
Georgia										
Ole Miss										
Missouri										
Texas A&M										
SEC Tournament										

NOTES

- Arkansas Athletics Department Athletics Director's List (3.5-3.99 GPA) | Fall 2017, Spring 2018.
- Scored her first points as a Razorback going 3-for-3 from the line in a win over UTA as a freshman.
- Arkansas Ties: Father Shannon lettered as a linebacker (1989) and mother, Stacy, was a member of the Pom Squad at Arkansas

CAREER STATISTICS

Year	GP-GS	Min	Avg	FG	Total		3-Point			F-Throw			Rebounds				PF	FO	Ast	TO	Blk	Stl	Pts	Avg
					FGA	Pct	FG	FGA	Pct	FT	FTA	Pct	Off	Def	Tot	Avg								
2017-18	17-0	67	3.9	2	16	.125	0	6	.000	4	10	.400	1	4	5	0.3	13	0	1	5	0	1	8	0.5
2018-19	3-0	16	5.3	0	6	.000	0	4	.000	0	2	.000	3	0	3	1.0	4	0	0	0	0	0	0	0.0
TOTAL	20-0	83	4.2	2	22	.091	0	10	.000	4	12	.333	4	4	8	0.4	17	0	1	5	0	1	8	0.4

14 Jailyn Mason | Jr. | 5-9 | G | Mason, Ohio (William Mason HS)



SEASON HIGHS

Points	12	ORU	11-28-18*
FG Made	5	Wisconsin	11-25-18*
FG Att.	14	Wisconsin	11-25-18
3FG Made	2	at #22 ISU	12-2-18*
3FG Att.	4	at ACU	12-8-18*
FT Made	2	ORU	11-28-18*
FT Att.	3	ORU	11-28-18
Off. Reb.	3	Wisconsin	11-25-18
Def. Reb.	5	ORU	11-28-18
Rebounds	7	Wisconsin	11-25-18
Assists	5	at ACU	12-8-18
Blocks	2	TSU	11-23-18
Steals	3	at UTA	11-14-18
Minutes	36	at ACU	12-8-18*

CAREER HIGHS

Points	19	ORU	12-21-16
FG Made	9	No. 11 Tenn.	2-8-18*
FG Att.	21	No. 11 Tenn.	2-8-18
3FG Made	4	at Kentucky	2-15-18
3FG Att.	8	at Kentucky	2-15-18
FT Made	4	#13 Missouri	2-12-18*
FT Att.	4	#13 Missouri	2-12-18*
Off. Reb.	4	Texas Tech	12-3-16
Def. Reb.	7	Grambling	12-18-17*
Rebounds	9	Texas Tech	12-3-16
Assists	11	HBU	12-28-16
Blocks	3	SHSU	11-10-17
Steals	5	at Georgia	1-11-18
Minutes	40	Vanderbilt	2-28-18*

*Most Recent

2018-19 GAME-BY-GAME

Opponent	M	FG	3P	FT	REB	A	TO	B	S	PT
NSU	19	1	-	2	4	4	2	1	-	4
at UTA	23	-	-	-	1	2	1	-	3	-
Arizona St.	31	5	1	-	4	3	-	-	1	11
Tenn. State	22	1	-	2	2	2	4	2	1	4
Pittsburgh	21	2	1	-	1	1	1	-	1	5
Wisconsin	36	5	1	1	7	1	1	-	2	12
ORU	27	4	2	2	6	-	1	1	-	12
Iowa State	30	4	2	-	4	2	1	-	-	10
Tenn. Tech	25	1	1	1	2	3	1	1	3	4
ACU	36	2	1	-	5	5	1	1	2	5
Prairie View	22	3	-	-	1	-	1	-	1	6
Nebraska										
Tulsa										
Jackson St										
Miss State										
Ole Miss										
Missouri										
Vanderbilt										
Tennessee										
Alabama										
Florida										
Georgia										
S. Carolina										
LSU										
Auburn										
Kentucky										
Georgia										
Ole Miss										
Missouri										
Texas A&M										
SEC Tournament										

NOTES

- Has a Jordan shoe collection and is interning with the Athletics Department photographer.
- Member of the SEC WBB Leadership Council.
- SEC All-Freshman Team | 2017
- Two-time SEC Freshman of the Week | 2016-17
- She has 23 games in double figure scoring including a streak of five in a row twice as a sophomore and an eight-game streak that was snapped at Alabama last season.
- Scored 12 points, all in the second half, fueling a 15-point comeback win versus Wisconsin.
- Four games in double-figure scoring as a senior including three in a row.

CAREER STATISTICS

Year	GP-GS	Min	Avg	FG	Total		3-Point			F-Throw			Off	Rebounds		Avg	PF	FO	Ast	TO	Blk	Stl	Pts	Avg
					FGA	Pct	FG	Pct	FT	FTA	Pct	Def		Tot										
2016-17	30-30	894	29.8	100	256	.391	19	53	.358	7	11	.636	21	96	117	3.9	72	2	93	56	8	31	226	7.5
2017-18	31-31	1031	33.3	139	344	.404	47	130	.362	16	19	.842	17	111	128	4.1	56	1	92	67	14	34	341	11.0
2018-19	11-10	292	26.5	28	75	.373	9	24	.375	8	11	.727	9	28	37	3.4	19	0	23	14	6	14	73	6.6
TOTAL	72-71	2217	30.8	267	675	.396	75	207	.362	31	41	.756	47	235	282	3.9	147	3	208	137	28	79	640	8.9

20 Sydney Stout | Jr. | 6-0 | F | Bixby, Okla. (Bixby HS)



SEASON HIGHS

Points	3	PVAM	12-16-18
FG Made	1	PVAM	12-16-18
FG Att.	1	PVAM	12-16-18
3FG Made	1	PVAM	12-16-18
3FG Att.	1	PVAM	12-16-18
FT Made			
FT Att.			
Off. Reb.	1	PVAM	12-16-18
Def. Reb.	1	TTU	12-4-18
Rebounds	1	PVAM	12-16-18*
Assists			
Blocks			
Steals			
Minutes	5	TTU	12-4-18

CAREER HIGHS

Points	8	HBU	12-28-16
FG Made	3	HBU	12-28-16
FG Att.	5	HBU	12-28-16
3FG Made	2	HBU	12-28-16
3FG Att.	4	HBU	12-28-16
FT Made	2	Texas A&M	1-12-17
FT Att.	4	Texas A&M	1-12-17
Off. Reb.	1	SHSU	11-10-17*
Def. Reb.	6	HBU	12-28-16
Rebounds	6	HBU	12-28-16
Assists	1	#13 Missouri	2-12-18*
Blocks	1	UIM	11-13-16
Steals	2	at S. Carolina	1-25-18
Minutes	15	HBU	12-28-16

*Most Recent

2018-19 GAME-BY-GAME

Opponent	M	FG	3P	FT	REB	A	TO	B	S	PT
NSU	4	-	-	-	-	-	-	-	-	-
at UTA	DNP									
Arizona St.	DNP									
Tenn. State	1	-	-	-	-	-	-	-	-	-
Pittsburgh	DNP									
Wisconsin	DNP									
ORU	DNP									
Iowa State	DNP									
Tenn. Tech	5	-	-	-	1	-	-	-	-	-
ACU	DNP									
Prairie View	3	1	1	-	1	-	-	-	-	3
Nebraska										
Tulsa										
Jackson St										
Miss State										
Ole Miss										
Missouri										
Vanderbilt										
Tennessee										
Alabama										
Florida										
Georgia										
S. Carolina										
LSU										
Auburn										
Kentucky										
Georgia										
Ole Miss										
Missouri										
Texas A&M										
SEC Tournament										

NOTES

- Arkansas Athletics Department Honor Roll (3.0-3.49 GPA) | Fall 2016.
- Arkansas Athletics Depart. Academic Champion (4.0 GPA) | Spring 2017, Fall 2017, Spring 2018.
- SEC First Year Academic Honor Roll (2016-2017)
- Plans to graduate a year early with a degree in Marketing.

CAREER STATISTICS

Year	GP-GS	Min	Avg	FG	Total		3-Point		F-Throw		Off	Rebounds		PF	FO	Ast	TO	Blk	Stl	Pts	Avg			
					FGA	Pct	FG	Pct	FT	FTA		Pct	Def									Tot		
2016-17	15-0	72	4.8	5	14	.357	4	12	.333	2	4	.500	2	9	11	0.7	15	0	1	2	1	0	16	1.1
2017-18	16-0	84	5.3	1	9	.111	1	6	.167	3	6	.500	4	6	10	0.6	4	0	3	3	0	3	6	0.4
2018-19	4-0	13	3.3	1	1	1.000	1	1	1.000	0	0	.000	1	1	2	0.5	1	0	0	0	0	0	3	0.8
TOTAL	35-0	169	4.8	7	24	.292	6	19	.316	5	10	.500	7	16	23	0.7	20	0	4	5	1	3	25	0.7

22 Bailey Zimmerman | Sr. | 6-0 | F | St. Vincent, Ark. (Wonderview HS)**SEASON HIGHS**

Points	12	TSU	11-23-18
FG Made	4	Pitt	11-24-18
FG Att	8	Pitt	11-24-18
3FG Made	2	Pitt	11-24-18*
3FG Att	6	at #22 ISU	12-2-18
FT Made	5	PVAM	12-16-18
FT Att	6	PVAM	12-16-18*
Off. Reb.	7	Pitt	11-24-18
Def. Reb.	6	PVAM	12-16-18
Rebounds	1	PVAM	12-16-18*
Assists	2	at #22 ISU	12-2-18
Blocks	3	TSU	11-23-18
Steals	1	TTU	12-4-18*
Minutes	30	at ACU	12-8-18

CAREER HIGHS

Points	14	#13 Missouri	2-12-18*
FG Made	4	Pitt	11-24-18
FG Att	11	#11 Tennessee	2-8-18*
3FG Made	3	at Kentucky	2-15-18*
3FG Att	8	at Auburn	1-14-18
FT Made	5	PVAM	12-16-18
FT Att	6	PVAM	12-16-18*
Off. Reb.	7	Pitt	11-24-18
Def. Reb.	6	PVAM	12-16-18*
Rebounds	11	PVAM	12-16-18*
Assists	3	at Kentucky	2-15-18*
Blocks	3	TSU	11-23-18*
Steals	2	Kentucky	1-29-18*
Minutes	40	#11 Tennessee	2-8-18

*Most Recent

2018-19 GAME-BY-GAME

Opponent	M	FG	3P	FT	REB	A	TO	B	S	PT
NSU	17	1	1	1	4	1	-	1	-	4
at UTA	21	2	-	-	5	-	1	1	-	4
Arizona St.	21	1	-	-	1	-	1	-	-	2
Tenn. State	25	3	2	4	4	1	-	3	-	12
Pittsburgh	28	4	2	1	11	-	2	1	1	11
Wisconsin	25	1	-	1	4	1	-	-	-	3
ORU	21	1	1	1	3	-	1	-	-	4
Iowa State	29	1	1	-	3	2	1	-	-	3
Tenn. Tech	22	2	1	2	5	-	1	1	1	7
ACU	30	1	1	-	5	-	-	1	1	3
Prairie View	19	-	-	5	11	-	-	-	-	5
Nebraska										
Tulsa										
Jackson St										
Miss State										
Ole Miss										
Missouri										
Vanderbilt										
Tennessee										
Alabama										
Florida										
Georgia										
S. Carolina										
LSU										
Auburn										
Kentucky										
Georgia										
Ole Miss										
Missouri										
Texas A&M										
SEC Tournament										

NOTES

- First career double-double with 11 points and 11 rebounds against Pitt.
- Two games as a senior in double figure scoring and two with double digit rebounds.
- SEC Academic Honor Roll | 2016-17, 2017-18.
- Arkansas Athletics Department Academic Champion (4.0 GPA) | Spring 2017.
- Arkansas Athletics Director's List (3.5-3.99 GPA) | Fall 2015, Fall 2016, Fall 2017.
- Arkansas Athletics Department Honor Roll (3.0-3.49 GPA) | Fall 2017, Spring 2018.
- Career-bests for points with 14 against No. 13 Missouri.
- Plans to graduate in December with a degree in Apparel Merchandising.

CAREER STATISTICS

Year	GP-GS	Min	Avg	FG	Total FGA	Pct	3-Point FGA	Pct	F-Throw FTA	Pct	Off	Rebounds Def	Tot	Avg	PF	FO	Ast	TO	Blk	Stl	Pts	Avg		
2015-16	20-1	174	8.7	6	48	.125	4	.33	.121	7	12	.583	12	9	21	1.1	9	0	4	15	2	4	23	1.2
2016-17	30-23	627	20.9	45	144	.313	24	.84	.286	20	39	.513	35	80	115	3.8	46	0	28	37	10	19	134	4.5
2017-18	31-31	744	24.0	42	161	.261	18	.87	.207	28	46	.609	49	49	98	3.2	55	1	37	35	12	12	130	4.2
2018-19	11-1	258	23.5	17	54	.315	9	.36	.250	15	23	.652	27	29	56	5.1	17	0	5	7	8	3	58	5.3
TOTAL	92-56	1803	19.6	110	407	.270	55	.240	.229	70	120	.583	123	167	290	3.2	127	1	74	94	32	38	345	3.8

24 Taylah Thomas | So. | 6-1 | F | Arlington, Texas (Mansfield Timberview HS)**SEASON HIGHS**

Points	12	at ACU	12-8-18
FG Made	5	PVAM	12-16-18*
FG Att	9	PVAM	12-16-18
3FG Made			
3FG Att			
FT Made	3	NSU	11-9-18
FT Att	6	NSU	11-9-18
Off. Reb.	5	NSU	11-9-18
Def. Reb.	9	Wisconsin	11-25-18
Rebounds	12	Wisconsin	11-25-18
Assists	1	at #22 ISU	12-2-18
Blocks	1	PVAM	12-16-18*
Steals	3	NSU	11-9-18
Minutes	22	at UTA	11-14-18

CAREER HIGHS

Points	13	Samford	11-12-17
FG Made	5	PVAM	12-16-18*
FG Att	9	PVAM	12-16-18*
3FG Made	1	Ole Miss	12-31-17*
3FG Att	1	at #9 SC	1-25-18*
FT Made	3	NSU	11-9-18*
FT Att	6	NSU	11-9-18*
Off. Reb.	6	Nebraska	11-16-17
Def. Reb.	9	Wisconsin	11-25-18
Rebounds	12	Wisconsin	11-25-18
Assists	2	at #11 Missouri	1-21-18
Blocks	2	Nebraska	11-16-17
Steals	3	NSU	11-9-18
Minutes	29	at Georgia	1-11-18

*Most Recent

2018-19 GAME-BY-GAME

Opponent	M	FG	3P	FT	REB	A	TO	B	S	PT
NSU	17	4	-	3	9	-	-	-	3	11
at UTA	22	1	-	-	9	-	2	-	1	2
Arizona St.	15	-	-	-	2	-	1	-	-	-
Tenn. State	10	-	-	1	3	-	1	1	-	1
Pittsburgh	19	2	-	-	8	-	1	-	-	4
Wisconsin	17	1	-	-	12	-	-	-	1	2
ORU	17	-	-	-	6	-	-	-	-	0
Iowa State	17	1	-	-	4	1	-	-	1	2
Tenn. Tech	15	-	-	1	2	-	-	-	-	1
ACU	19	5	-	2	6	-	1	-	-	12
Prairie View	15	5	-	1	7	-	-	1	-	11
Nebraska										
Tulsa										
Jackson St										
Miss State										
Ole Miss										
Missouri										
Vanderbilt										
Tennessee										
Alabama										
Florida										
Georgia										
S. Carolina										
LSU										
Auburn										
Kentucky										
Georgia										
Ole Miss										
Missouri										
Texas A&M										
SEC Tournament										

NOTES

- Scored in double figures in three games.
- Was team's leading scorer against PVAMU.
- Scored 22 points in three games in Italy in August.
- Arkansas Athletics Department Athletic Director's List (3.5-3.99 GPA) | Fall 2017, Spring 2018.
- Considered one of the top power forwards out of Texas.
- Played in every game as a freshman.
- Scored in double figures twice in her career.

CAREER STATISTICS

Year	GP-GS	Min	Avg	FG	Total FGA	Pct	3-Point FGA	Pct	F-Throw FTA	Pct	Off	Rebounds Def	Tot	Avg	PF	FO	Ast	TO	Blk	Stl	Pts	Avg		
2017-18	31-2	527	17.0	44	100	.440	3	10	.300	25	42	.595	55	89	144	4.6	58	1	5	25	6	8	116	3.7
2018-19	11-0	183	16.6	19	37	.514	0	0	.000	8	21	.381	23	45	68	6.2	14	0	1	7	2	7	46	4.2
TOTAL	42-2	710	16.9	63	137	.460	3	10	.300	33	63	.524	78	134	212	5.0	72	1	6	32	8	15	162	3.9

30 Macy Weaver | So. | 6-3 | F | Davis Junction, Ill. (Stillman Valley HS)



SEASON HIGHS

Points	4	PVAM	12-16-18*
FG Made	2	PVAM	12-16-18
FG Att	2	PVAM	12-16-18
3FG Made			
3FG Att			
FT Made	2	ORU	11-28-18
FT Att	2	ORU	11-28-18
Off. Reb.	3	TSU	11-23-18
Def. Reb.	2	TSU	11-23-18
Rebounds	5	TSU	11-23-18
Assists	1	PVAM	12-16-18
Blocks	4	TTU	12-4-18
Steals			
Minutes	10	TSU	11-23-18

CAREER HIGHS

Points	7	#9/7 SC	1-25-18
FG Made	3	#9/7 SC	1-25-18
FG Att	4	#9/7 SC	1-25-18
3FG Made	-		
3FG Att	-		
FT Made	3	#13 Missouri	2-12-18
FT Att	6	#13 Missouri	2-12-18
Off. Reb.	3	TSU	11-23-18
Def. Reb.	4	UTA	12-17-17
Rebounds	5	TSU	11-23-18*
Assists	1	PVAM	12-16-18*
Blocks	4	TTU	12-4-18*
Steals	2	#15 Texas A&M	3-1-18
Minutes	19	UTEP	11-24-17

*Most Recent

2018-19 GAME-BY-GAME

Opponent	M	FG	3P	FT	REB	A	TO	B	S	PT
NSU	4	-	-	-	-	-	-	-	-	-
at UTA	DNP									
Arizona St.	DNP									
Tenn. State	10	-	-	-	5	-	-	1	-	-
Pittsburgh	DNP									
Wisconsin	DNP									
ORU	3	1	-	2	1	-	1	1	-	4
Iowa State	DNP									
Tenn. Tech	9	-	-	-	3	-	-	4	2	-
ACU	DNP									
Prairie View	5	2	-	-	3	1	-	1	-	4
Nebraska										
Tulsa										
Jackson St										
Miss State										
Ole Miss										
Missouri										
Vanderbilt										
Tennessee										
Alabama										
Florida										
Georgia										
S Carolina										
LSU										
Auburn										
Kentucky										
Georgia										
Ole Miss										
Missouri										
Texas A&M										
SEC Tournament										

NOTES

- Tied career-best with four blocks in nine minutes versus Tennessee Tech.
- Played in 20 games as a freshman.
- Arkansas Athletics Department Athletic Director's List (3.5-3.99 GPA) | Fall 2017, Spring 2018.
- Played 19 minutes with four blocks and solid defense at UTEP.
- Career High seven points in 11 minutes vs South Carolina.

CAREER STATISTICS

Year	GP-GS	Min	Avg	FG	Total FGA	Pct	3-Point FGA	Pct	F-Throw FTA	Pct	Off	Rebounds Def	Tot	Avg	PF	FO	Ast	TO	Blk	Stl	Pts	Avg		
2017-18	20-0	144	7.2	8	20	.400	0	0	.000	11	24	.458	16	18	34	1.7	28	0	1	5	10	3	27	1.4
2018-19	5-0	31	6.2	3	6	.500	0	0	.000	2	3	.667	6	6	12	2.4	8	0	1	1	7	2	8	1.6
TOTAL	25-0	175	7.0	11	26	.423	0	0	.000	13	27	.481	22	24	46	1.8	36	0	2	6	17	5	35	1.4

33 Chelsea Dungee | R-So. | 5-11 | G | Sapulpa, Okla. (Sapulpa HS) | University of Oklahoma



SEASON HIGHS

Points	28	TTU	12-4-18
FG Made	12	TTU	12-4-18
FG Att	19	ORU	11-28-18
3FG Made	4	TTU	12-4-18
3FG Att	6	TTU	12-4-18*
FT Made	13	at #22 ISU	12-2-18
FT Att	16	at #22 ISU	12-2-18
Off. Reb.	1	ORU	11-28-18*
Def. Reb.	5	at #22 ISU	12-2-18*
Rebounds	6	#22 ASU	11-18-18
Assists	3	NSU	11-9-18
Blocks	2	Pitt	11-24-18
Steals	2	ORU	11-28-18*
Minutes	34	Wisconsin	11-25-18*

CAREER HIGHS

Points	28	ORU	11-28-18
FG Made	12	ORU	11-28-18
FG Att	19	ORU	11-28-18
3FG Made	4	ORU	11-28-18
3FG Att	7	at Texas Tech	2-11-17#
FT Made	13	at #22 ISU	12-2-18
FT Att	16	at #22 ISU	12-2-18
Off. Reb.	3	at Texas	1-17-17#
Def. Reb.	7	Texas	2-18-17*#
Rebounds	9	at Texas Tech	2-11-17#
Assists	5	at Texas	1-17-17#
Blocks	2	Pitt	11-24-18*
Steals	3	at Texas Tech	2-11-17#
Minutes	39	vs. W Virginia	2-7-17#

*Most Recent | #at OU

2018-19 GAME-BY-GAME

Opponent	M	FG	3P	FT	REB	A	TO	B	S	PT
NSU	22	4	2	1	3	3	1	-	-	22
at UTA	26	6	2	2	3	1	4	1	-	16
Arizona St.	24	7	2	4	6	1	1	-	-	20
Tenn. State	30	5	-	6	6	-	2	-	2	16
Pittsburgh	34	2	1	5	1	-	1	2	1	10
Wisconsin	34	5	3	7	5	1	4	-	3	20
ORU	32	7	-	7	5	1	3	-	1	21
Iowa State	33	6	2	13	5	2	2	-	1	27
Tenn. Tech	28	12	4	-	5	2	3	-	2	28
ACU	25	-	-	2	1	-	1	-	1	2
Prairie View	27	2	-	4	6	1	1	-	1	8
Nebraska										
Tulsa										
Jackson St										
Miss State										
Ole Miss										
Missouri										
Vanderbilt										
Tennessee										
Alabama										
Florida										
Georgia										
S Carolina										
LSU										
Auburn										
Kentucky										
Georgia										
Ole Miss										
Missouri										
Texas A&M										
SEC Tournament										

NOTES

- Double figure scoring in nine games this year.
- Twenty-plus points four times as a sophomore (Arizona State, Wisconsin, ORU, TTU).
- Challenge in Music City All-Tournament Team.
- Redshirted the 2017-18 season at Arkansas.
- Arkansas Athletics Department Honor Roll (3.0-3.49 GPA) | Fall 2017.
- Won a gold medal with USA Basketball ... All Big 12 freshman team in 2017 ... Oklahoma Gatorade Player of the Year in 2014 ... Won a gold medal with USA basketball ... At Oklahoma- Big 12 freshman of the year.

CAREER STATISTICS

Year	GP-GS	Min	Avg	FG	Total FGA	Pct	3-Point FGA	Pct	F-Throw FTA	Pct	Off	Rebounds Def	Tot	Avg	PF	FO	Ast	TO	Blk	Stl	Pts	Avg		
2016-17*	33-18	695	21.1	81	214	.379	22	65	.338	60	74	.811	18	66	84	2.5	62	0	26	51	5	19	244	7.4
2017-18	Redshirt																							
2018-19**	11-11	315	28.6	56	137	.409	16	44	.364	51	67	.761	8	38	46	4.2	24	1	12	23	3	12	179	16.3
TOTAL**	11-11	315	28.6	56	137	.409	16	44	.364	51	67	.761	8	38	46	4.2	24	1	12	23	3	12	179	16.3
Oklahoma																								
**at Arkansas only																								

Oklahoma | **at Arkansas only

52 Rokia Doumbia | Fr. | 5-9 | G | Mali, Africa | Bradenton, Fla. (IMG Academy)



SEASON HIGHS

Points	11	NSU	11-9-18
FG Made	4	NSU	11-9-18
FG Att.	6	NSU	11-9-18
3FG Made	1	NSU	11-9-18
3FG Att.	2	NSU	11-9-18
FT Made	2	NSU	11-9-18
FT Att.	3	NSU	11-9-18
Off. Reb.	1	PVAM	12-16-18
Def. Reb.	3	PVAM	12-16-18
Rebounds	4	PVAM	12-16-18
Assists	3	PVAM	12-16-18
Blocks	1	PVAM	12-16-18
Steals	1	at UTA	11-14-18*
Minutes	17	NSU	11-9-18

CAREER HIGHS

Points	11	NSU	11-9-18
FG Made	4	NSU	11-9-18
FG Att.	6	NSU	11-9-18
3FG Made	1	NSU	11-9-18
3FG Att.	2	NSU	11-9-18
FT Made	2	NSU	11-9-18
FT Att.	3	NSU	11-9-18
Off. Reb.	1	PVAM	12-16-18
Def. Reb.	3	PVAM	12-16-18
Rebounds	4	PVAM	12-16-18
Assists	3	PVAM	12-16-18
Blocks	1	PVAM	12-16-18
Steals	1	at UTA	11-14-18*
Minutes	17	NSU	11-9-18

*Most Recent

2018-19 GAME-BY-GAME

Opponent	M	FG	3P	FT	REB	A	TO	B	S	PT
NSU	17	4	1	2	1	-	-	-	1	11
at UTA	4	-	-	-	-	-	1	-	1	-
Arizona St.	7	-	-	-	1	-	1	-	-	-
Tenn. State	6	-	-	-	-	1	-	-	-	-
Pittsburgh	DNP									
Wisconsin	4	-	-	-	1	-	1	-	-	-
ORU	5	-	-	1	-	1	2	-	-	1
Iowa State	DNP									
Tenn. Tech	9	-	-	-	1	-	1	1	1	-
ACU	DNP									
Prairie View	13	1	-	-	4	3	1	1	-	2
Nebraska										
Tulsa										
Jackson St										
Miss State										
Ole Miss										
Missouri										
Vanderbilt										
Tennessee										
Alabama										
Florida										
Georgia										
S Carolina										
LSU										
Auburn										
Kentucky										
Georgia										
Ole Miss										
Missouri										
Texas A&M										
SEC Tournament										

NOTES

- Speaks three languages: French, English, Bambara.
- Left-handed.
- Originally from Mali, Africa, and attended high school at IMG Academy in Bradenton, Florida
- Four-star recruit and was a member of the U16 Mali (Africa) National Team in 2016 and 2017.
- Was the MVP of the FIBA U16 Africa Championship in 2015.

CAREER STATISTICS

Year	GP-GS	Min	Avg	FG	Total FGA	Pct	FG	3-Point FGA	Pct	FT	F-Throw FTA	Pct	Off	Rebounds Def	Tot	Avg	PF	FO	Ast	TO	Blk	Stl	Pts	Avg
2018-19	8-0	65	8.1	5	13	.385	1	5	.200	3	4	.750	1	7	8	1.0	10	0	5	7	2	3	14	1.8
TOTAL	8-0	65	8.1	5	13	.385	1	5	.200	3	4	.750	1	7	8	1.0	10	0	5	7	2	3	14	1.8

ARKANSAS SUPPORT STAFF



Amber Shirey
Director of Operations



C'eira Ricketts
Director of Student-Athlete Development



Jeff Brazil
Director of Video and Scouting



Natalie Trotter
Athletic Trainer



Todd Barbour
Strength and Conditioning Coach



Marissa Byler
Administrative Assistant



Jalen Powell
Graduate Assistant



Heather Corral
Graduate Assistant



Delaney Osborn
Manager

2018-19 @RAZORBACKWBB



A'Tyanna Gaulden
So | 5-7 | G
Ocilla, Georgia



Raven Northcross-Baker
Sr | 5-9 | G
Malvern, Arkansas



Alexis Tolefree
Jr | 5-8 | G
Conway, Arkansas



Malica Monk
Sr | 5-5 | G
North Little Rock, Arkansas



Kiara Williams
Jr | 6-1 | C
Little Rock, Arkansas




Grayce Spangler
So | 5-11 | G
Fayetteville, Arkansas




Jaielyn Mason
Jr | 5-9 | G
Mason, Ohio



Sydney Stout
Jr | 6-0 | F
Bixby, Oklahoma



Bailey Zimmerman
Sr | 6-0 | F
St. Vincent, Arkansas



Amber Ramirez
Jr | 5-9 | G
San Antonio, Texas



Taylah Thomas
So | 6-1 | C
Arlington, Texas



Macy Weaver
So | 6-3 | C
Davis Junction, Illinois



Chelsea Dungee
So | 5-11 | G
Sapulpa, Oklahoma



Rokia Dombia
Fr | 5-7 | G
Bradenton, Florida/Mali, Africa



Mike Neighbors
Head Coach
Second Season



Todd Schaefer
Assistant Coach
Second Season



Lacey Goldwire
Assistant Coach
Second Season



Pauline Love
Assistant Coach
Second Season

Official Basketball Box Score -- Game Totals -- Final Statistics
Northwestern State vs AR
11/09/18 10:30am at Fayetteville, AR Bud Walton Arena**Northwestern State 53 • 0-1**

#	Player		Total			3-Ptr			Rebounds			PF	TP	A	TO	Blk	Stl	Min
			FG	FGA	FT	FG	FGA	FT	Off	Def	Tot							
15	JOHNSON, JASMYN	f	2-6	2-6	0-0	0	3	2	5	4	6	3	1	0	5	25		
22	GILLIAM, LIBBA	f	6-14	1-5	0-0	1	3	4	0	13	3	3	0	0	27			
23	SCOTT, JOCELYN	f	0-6	0-0	1-2	7	5	12	2	1	0	3	0	2	20			
00	GRANT, NAUTICA	g	5-8	3-5	1-2	0	2	2	3	14	2	2	0	0	33			
03	THOMAS, SAMI	g	2-7	1-2	2-2	0	2	2	3	7	3	1	0	1	22			
05	FREEMAN, JADA	g	1-6	0-2	0-0	0	2	2	2	2	2	5	1	1	24			
04	SAVAGE, LACEE	g	0-2	0-0	2-2	1	0	1	0	2	0	2	0	0	6			
13	MILLER, VICTORIA	g	0-1	0-0	0-0	0	0	0	2	0	1	0	0	0	7			
20	BARNES, LEAH	g	1-1	0-0	0-0	0	0	0	3	2	0	2	0	0	9			
24	BONNER, KIRA	g	2-4	1-1	0-0	1	1	2	4	5	0	2	0	1	10			
32	NERO, RAVON	g	0-2	0-0	1-4	0	0	0	4	1	0	8	0	0	17			
Team							1	3	4									
Totals				19-57	8-21	7-12	14	20	34	27	53	14	30	1	10	200		
1st - FG %:			6-14	42.9%	2nd:	3-10	30.0%	3rd:	3-16	18.8%	4th:	7-17	41.2%	Game:	19-57	33.3%	Deadball	
3FG %:			2-4	50.0%	2-5	40.0%	1-5	20.0%	3-7	42.9%	8-21	38.1%	25.0%	26-63	41.3%	Rebounds		
FT %:			0-0	0.0%	5-6	83.3%	2-4	50.0%	0-2	0.0%	7-12	58.3%	0.0%	9-18	50.0%	6,6		

AR 98 • 1-0

#	Player		Total			3-Ptr			Rebounds			PF	TP	A	TO	Blk	Stl	Min
			FG	FGA	FT	FG	FGA	FT	Off	Def	Tot							
10	WILLIAMS, Kiara	c	5-7	0-0	0-0	5	4	9	1	10	1	2	1	1	1	19		
01	NORTHCROSS-BAKER, g	0	0-0	0-0	0-0	0	1	0	1	2	0	2	1	0	1	16		
02	TOLEFREE, Alexis	g	5-11	5-10	4-6	0	3	3	0	19	0	3	0	2	21			
03	MONK, Malica	g	4-5	2-3	2-4	0	0	0	2	12	4	3	0	1	22			
33	DUNGEE, Chelsea	g	4-8	2-3	1-3	1	2	3	2	11	3	1	0	0	22			
00	GAULDEN, A'Tyanna	g	6-7	0-0	4-7	0	2	2	0	16	3	4	0	2	17			
13	SPANGLER, Grayce	g	0-1	0-1	0-0	0	0	0	2	0	0	0	0	0	5			
14	MASON, Jailyn	g	1-3	0-1	2-2	0	4	4	2	4	4	2	1	0	19			
20	STOUT, Sydney	g	0-0	0-0	0-0	0	0	0	1	0	0	0	0	0	4			
22	ZIMMERMAN, Bailey	g	1-4	1-3	1-2	0	4	4	0	4	1	0	1	0	17			
24	THOMAS, Taylah	g	4-7	0-0	3-6	5	4	9	0	11	0	0	0	3	17			
30	WEAVER, Macy	g	0-0	0-0	0-0	0	0	0	1	0	0	0	0	0	4			
52	DOUMBIA, Rokia	g	4-6	1-2	2-3	0	1	1	2	11	0	0	0	1	17			
Team								0	2	2								
Totals				34-59	11-23	19-33	12	26	38	15	98	18	16	3	11	200		
Totals				34-59	11-23	19-33	12	26	38	15	98	18	16	3	11	200		
1st - FG %:			11-19	57.9%	2nd:	9-13	69.2%	3rd:	6-13	46.2%	4th:	8-14	57.1%	Game:	34-59	57.6%	Deadball	
3FG %:			3-6	50.0%	4-6	66.7%	1-5	20.0%	3-6	50.0%	11-23	47.8%	25.0%	25-72	34.7%	Rebounds		
FT %:			3-6	50.0%	6-12	50.0%	7-9	77.8%	3-6	50.0%	19-33	57.6%	0.0%	8-12	66.7%	3,1		

Officials: Scott Yarbrough, Jennifer Rezac, Meadow Overstreet
Technical fouls: Northwestern State-None. AR-None.
Attendance: 5497
Elementary Day
Scanned Tickets: 4,889

Score by periods	1st	2nd	3rd	4th	Total
Northwestern State	14	13	9	17	53
AR	28	28	20	22	98

Official Basketball Box Score -- Game Totals -- Final Statistics
No. 22 Arizona State vs AR
11/18/18 7 p.m. at Fayetteville, Ark. (Bud Walton Arena)**No. 22 Arizona State 88 • 2-1**

#	Player	Total			3-Ptr			Rebounds			PF	TP	A	TO	Blk	Stl	Min
		FG	FGA	FT	FG	FGA	FT	Off	Def	Tot							
42	IBIS, KIANNA	f	9-14	0-1	2-2	2	3	5	2	20	1	4	1	1	1	27	
33	JOHNSON-CHAPMAN, C	c	3-5	0-0	0-0	3	4	7	4	6	1	0	0	1	1	16	
01	RICHARDSON, REILI	g	1-4	0-2	5-8	0	3	3	1	7	5	1	0	2	28		
11	RYAN, ROBBIE	g	3-6	2-2	5-6	2	1	3	2	13	1	2	0	0	20		
22	EKMARK, COURTNEY	g	0-5	0-4	0-0	1	2	3	3	0	2	1	0	0	24		
00	HANSON, TAYA	g	2-7	1-3	0-0	1	2	3	0	5	1	0	0	0	17		
04	RUSSELL, KIANA	g	0-1	0-0	1-2	0	0	0	2	1	1	0	0	0	2		
05	LOERA, JAMIE	g	2-4	2-3	2-2	1	1	2	0	8	0	1	0	0	14		
21	ELENGA, SOPHIA	g	5-7	0-0	1-2	4	8	12	2	11	0	4	1	1	25		
23	MBULITO, IRIS	g	4-6	0-1	5-11	1	2	3	4	13	4	3	0	1	16		
32	VAN HYFTE, JAYDE	g	1-2	0-0	0-0	0	0	0	1	2	0	0	0	0	8		
52	RUDEN, JAMIE	g	1-2	0-0	0-0	0	0	0	0	2	0	0	0	0	3		
Team								0	2	2			1				
Totals			31-63	5-16	21-33	15	28	43	21	88	17	16	2	6	200		
1st - FG %:		11-19	57.9%	2nd:	5-19	26.3%	3rd:	11-16	68.8%	4th:	4-9	44.4%	Game:	31-63	49.2%	Deadball	
3FG %:		2-5	40.0%	2-5	40.0%	0-1	0.0%	1-5	20.0%	5-16	31.3%	25.0%	23-62	37.1%	Rebounds	3.1	
FT %:		5-9	55.6%	5-6	83.3%	1-2	50.0%	10-16	62.5%	21-33	63.6%	0.0%	7-20	35.0%	26-38		

AR 85 • 2-1

#	Player		Total		3-Ptr		Rebounds			PF	TP	A	TO	Blk	Stl	Min
			FG-FGA	FT-FTA	FG-FGA	FT-FTA	Off	Def	Tot							
10	WILLIAMS, Kiara	c	4-6	0-0	0-0	4	5	9	1	8	2	1	0	3	25	
02	TOLEFREE, Alexis	g	8-20	3-9	3-4	0	3	3	4	22	2	4	0	1	33	
03	MONK, Malica	g	5-14	0-1	3-8	0	4	4	4	13	1	1	0	0	27	
14	MASON, Jailyn	g	5-6	1-1	0-0	1	3	4	4	11	3	0	0	1	31	
33	DUNGEE, Chelsea	g	7-13	2-6	4-4	1	5	6	4	20	1	1	0	0	24	
00	GAULDEN, A'Tyanna	g	2-5	0-0	5-6	0	0	0	0	9	0	1	0	1	13	
01	NORTHCROSS-BAKER, g	0-1	0-1	0-0	0	0	0	0	2	0	0	1	0	0	4	
22	ZIMMERMAN, Bailey	g	1-2	0-1	0-0	0	1	1	1	2	0	1	0	0	21	
24	THOMAS, Taylah	g	0-0	0-0	0-0	0	2	2	0	0	0	1	0	0	15	
52	DOUMBIA, Rokia	g	0-0	0-0	0-0	0	1	1	2	0	0	1	0	0	7	
Team						4	1	5				1				
Totals			32-67	6-19	15-22	10	25	35	22	85	9	13	0	6	200	
1st - FG %:			8-16	50.0%	2nd:	7-16	43.8%	3rd:	9-19	47.4%	Game:	32-67	47.8%	Deadball		
3FG %:			2-7	28.6%	0-1	0.0%	2-6	33.3%	2-5	40.0%	6-19	31.6%	25.0%	17-43	39.5%	
FT %:			7-9	77.8%	3-4	75.0%	2-3	66.7%	3-6	50.0%	15-22	68.2%	0.0%	4-17	23.5%	

Officials: Mark Zentz, Maj Forsberg, Roy Gulbeyan
Technical fouls: No. 22 Arizona State-None. AR-None.
Attendance: 1519
Total Scanned Tickets: 1,189

Score by periods	1st	2nd	3rd	4th	Total
No. 22 Arizona State	29	17	23	19	88
AR	25	17	20	23	85

Official Basketball Box Score -- Game Totals -- Final Statistics
AR vs UT Arlington
11/14/18 7:00 pm at**AR 66 • 2-0**

#	Player		Total			Rebounds			PF	TP	A	TO	Blk	Stl	Min	
			FG	FGA	FT-FTA	Off	Def	Tot								
10	WILLIAMS, Kiara	f	2-4	0-0	0-1	2	4	6	3	4	0	2	1	0	18	
02	TOLEFREE, Alexis	g	6-19	3-9	3-3	1	3	4	0	18	0	1	1	3	36	
03	MONK, Malica	g	7-15	0-2	4-8	3	5	8	4	18	3	4	0	2	29	
14	MASON, Jailyn	g	0-2	0-0	0-0	0	1	1	2	0	2	1	0	3	23	
33	DUNGEE, Chelsea	g	6-9	2-2	2-2	1	2	3	5	16	1	4	1	0	26	
00	GAULDEN, A'Tyanna		1-3	0-0	0-0	0	3	3	1	2	1	3	0	0	11	
01	NORTHCROSS-BAKER,		1-5	0-2	0-0	0	3	3	1	2	1	0	0	0	10	
22	ZIMMERMAN, Bailey		2-3	0-1	0-2	3	2	5	2	4	0	1	1	0	21	
24	THOMAS, Taylah		1-2	0-0	0-2	2	7	9	1	2	0	2	0	1	22	
52	DOUMBIA, Rokia		0-1	0-0	0-0	0	0	0	1	0	0	1	0	1	4	
	Team					0	0	0								
Totals			26-63	5-16	9-18	12	30	42	20	66	8	19	4	10	200	
1st - FG %: 7-13 53.8%			2nd: 7-14 50.0%			3rd: 6-19 31.6%			4th: 6-17 35.3%			Game: 26-63 41.3%			Deadball Rebounds 3.6	
3pt %: 3-7 42.9%			4pt %: 2-5 40.0%			5pt %: 1-2 50.0%			6pt %: 1-1 100%			7pt %: 1-1 100%			8pt %: 1-1 100%	
FT %: 0-0 0.0%			5-8 62.5%			4-8 50.0%			1-2 50.0%			9-18 50.0%				
UT Arlington 65 • 1-1																

Official Basketball Box Score -- Game Totals -- Final Statistics
Pittsburgh vs Arkansas
11/24/18 7:30 p.m. at Municipal Auditorium, Nashville, Tenn.

Pittsburgh 61 • 3-4

#	Player		Total			Rebounds			PF	TP	A	TO	Blk	Stl	Min
			FG-FGA	3-Ptr	FT-FTA	Off	Def	Tot							
01	Danielle Garven	f	4-9	0-0	4-4	1	3	4	3	12	4	6	0	0	30
11	Cara Judkins	c	4-5	0-0	0-2	2	5	7	1	8	1	2	1	0	20
03	Jasmine Whitney	g	3-6	0-2	0-0	0	7	7	4	6	5	4	1	1	36
04	Cassidy Walsh	g	1-6	0-1	4-4	1	3	4	2	6	1	2	1	0	32
13	Kyla Nelson	g	1-6	1-3	0-2	0	2	2	2	3	1	1	0	0	29
00	Jahsnyi Knight	g	3-6	0-0	0-0	0	2	2	0	6	1	0	0	2	13
10	Ismiini Prapa		0-0	0-0	0-0	0	0	0	0	0	0	2	0	0	1
14	Kauai Bradley		2-5	1-3	0-0	1	3	4	4	5	1	4	0	0	16
22	Jaala Henry		0-0	0-0	0-0	0	1	1	1	0	0	1	0	0	1
32	Kalista Walters		7-9	0-0	1-2	3	4	7	1	15	3	0	1	1	22
Team						2	8	10							
Totals				25-52	2-9	9-14	10	38	48	18	61	17	22	4	200
1st - FG %: 7-16 43.8% 2nd: 4-12 33.3% 3rd: 9-14 64.3% 4th: 5-10 50.0% Game: 25-52 48.1% Deadball Rebounds 3															
3FG %: 1-2 50.0% 0-3 0.0% 1-3 33.3% 0-1 0.0% 2-9 22.2% 9-14 64.3%															
FT %: 2-2 100.0% 0-0 0.0% 2-2 100.0% 5-10 50.0%															

Arkansas 54 • 3-2

#	Player	Total			3-Ptr			Rebounds			PF	TP	A	TO	Blk	Stl	Min
		FG-FTA	FG-FGA	FT-FTA	Off	Def	Tot										
10	WILLIAMS, Kiara	f	2-4	0-0	1-3	2	2	4	1	5	0	0	0	0	0	21	
02	TOLEFREE, Alexis	c	4-23	3-16	1-2	2	4	6	3	12	5	2	0	0	0	32	
03	MONK, Malica	g	2-12	0-4	1-2	2	1	3	3	5	2	1	0	2	31		
14	MASON, Jaielyn	g	2-5	1-3	0-0	0	1	1	1	5	1	1	0	1	21		
33	DUNGEE, Chelsea	g	2-13	1-6	5-6	0	1	1	1	10	0	1	2	1	34		
00	GAULDEN, A'Tyanna		1-6	0-1	0-0	1	1	2	0	3	0	0	0	1	11		
01	NORTHCROSS-BAKER,		0-0	0-0	0-0	0	0	0	0	1	0	0	0	0	0	3	
22	ZIMMERMAN, Bailey		4-8	2-5	1-2	7	4	11	2	11	0	2	1	1	28		
24	THOMAS, Taylah		2-3	0-0	0-2	3	5	8	2	4	0	1	0	0	19		
Team								4	0	4							
Totals			19-74	7-35	9-17	21	19	40	14	54	11	8	3	10	200		
1st - FG %: 4-18 22.2% 2nd: 4-16 25.0% 3rd: 6-17 35.3% 4th: 5-23 21.7% Game: 19-74 25.7% Deadball Rebounds 4																	
3FG %: 2-8 25.0% 0-5 0.0% 3-9 33.3% 2-13 15.4% 7-35 20.0% 9-17 52.9%																	
FT %: 0-0 0.0% 0-3 0.0% 5-6 83.3% 4-8 50.0%																	

Officials: Troy Winders, Meadow Overstreet, Erika Herriman-Camarota
Technical fouls: Pittsburgh-None, Arkansas-None.
Attendance:

Score by periods	1st	2nd	3rd	4th	Total
Pittsburgh	17	8	21	15	61
Arkansas	10	8	20	16	54

	In	Off	2nd	Fast	Bench
Points	Paint	T/O	Chance	Break	
UP	42	4	10	2	26
AR	22	19	10	10	17

Last FG - UP 4th-01:42, AR 4th-00:21.
Largest lead - UP by 15 3rd-07:06, AR by 2 1st-09:40.
UP led for 36:21, AR led for 00:20. Game was tied for 03:00.

Score tied - 2 times.
Lead changed - 1 time.

Official Basketball Box Score -- Game Totals -- Final Statistics
Oral Roberts vs AR
11/28/18 7 p.m. at Fayetteville, Ark. (Bud Walton Arena)

Oral Roberts 61 • 3-4

#	Player	Total		3-Ptr		Rebounds			PF	TP	A	TO	Blk	Stl	Min
		FG-FGA	FG-FGA	FT-FTA	Off	Def	Tot								
21	Torrey, Rylie	f	0-6	0-5	0-0	0	1	1	4	0	5	1	0	26	
24	Brotons, Montserrat	c	6-13	0-0	4-8	1	6	7	3	16	1	2	0	0	27
03	Kirkhart, Katie	g	1-6	0-0	0-0	1	2	3	2	2	1	3	0	1	22
10	Mayberry, Maya	g	3-12	1-5	0-0	0	3	3	5	7	2	3	0	2	30
25	Beatty, Lakota	g	2-5	1-1	0-0	1	6	7	0	5	1	1	0	1	33
13	Skalnik, Rachel		0-1	0-1	0-0	1	0	1	4	0	0	1	0	1	8
20	Schumacher, Regan		0-1	0-0	0-0	0	2	2	1	0	0	1	0	1	9
32	Garvie, Sarah		3-5	2-4	0-0	0	2	2	1	8	2	0	0	1	20
33	Lippe, KeniJo		6-12	1-2	10-10	4	5	9	3	23	1	2	0	1	25
Team							3	3	6						
Totals			21-61	5-18	14-18	11	30	41	23	61	8	19	1	8	200
1st - FG %: 5-13 38.5% 2nd: 5-12 41.7% 3rd: 5-16 31.3% 4th: 6-20 30.0% Game: 21-61 34.4% Deadball Rebounds 1															
3FG %: 1-3 33.3% 1-1 100.0% 0-5 0.0% 3-9 33.3% 5-18 27.8% 14-18 77.8%															
FT %: 0-0 0.0% 1-2 50.0% 5-6 83.3% 8-10 80.0%															

AR 74 • 5-2

#	Player	Total			Rebounds			PF	TP	A	TO	Blk	Stl	Min	
		FG-FGA	3-FGA	FT-FTA	Off	Def	Tot								
10	WILLIAMS, Kiara	c	2-3	0-0	2-2	5	6	11	4	6	0	0	3	0	20
02	TOLEFREE, Alexis		1-8	0-6	2-2	0	5	5	1	4	1	2	2	2	26
03	MONK, Malica	g	5-16	0-2	7-8	1	2	3	2	17	3	1	0	0	33
14	MASON, Jaielyn	g	4-7	2-2	2-3	1	5	6	0	12	0	1	1	0	27
33	DUNGEE, Chelsea	g	7-19	0-5	7-7	1	4	5	0	21	1	3	0	1	32
00	GAULDEN, A'Tyanna		1-2	0-0	0-0	0	1	1	0	2	1	2	0	0	7
01	NORTHCROSS-BAKER,		1-2	1-2	0-0	0	0	0	1	3	0	0	0	0	9
22	ZIMMERMAN, Bailey		1-5	1-3	1-2	2	1	3	0	4	0	1	0	0	21
24	THOMAS, Taylah		0-3	0-0	0-2	2	4	6	2	0	0	1	0	1	17
30	WEAVER, Macy		1-1	0-0	2-2	0	1	1	2	4	0	1	1	0	3
52	DOUMBIA, Rokia		0-0	0-0	1-1	0	0	0	2	1	1	2	0	0	5
Team						1	3	4							
Totals			23-66	4-20	24-29	13	32	45	14	74	7	14	7	4	200
1st - FG %: 8-17 47.1% 2nd: 5-14 35.7% 3rd: 5-17 29.4% 4th: 5-18 27.8% Game: 23-66 34.8% Deadball Rebounds 5															
3FG %: 2-6 33.3% 1-4 25.0% 0-4 0.0% 3-9 33.3% 4-20 20.0% 24-29 82.8%															
FT %: 2-2 100.0% 7-8 87.5% 8-10 80.0%															

Officials: Jesse Dickerson, Douglas Knight, Angel Stanton
Technical fouls: Oral Roberts-None, AR-None.
Attendance: 1119
Tickets Scanned: 721
Fouled out: ORU #10, Mayberry (0:08.4 4Q)

Score by periods	1st	2nd	3rd	4th	Total
Oral Roberts	11	12	15	23	61
AR	20	18	18	18	74

Last FG - ORU 4th-00:36, AR 4th-02:55.
Largest lead - ORU None, AR by 23 3rd-04:42.
ORU led for 00:00, AR led for 38:33. Game was tied for 01:24.

Score tied - 0 times.
Lead changed - 0 times.

Official Basketball Box Score -- Game Totals -- Final Statistics
AR vs Wisconsin
11/25/18 7:30 p.m. at Nashville, TN (Municipal Auditorium)

AR 69 • 4-2

#	Player		Total			Rebounds			PF	TP	A	TO	Blk	Stl	Min
			FG-FGA	3-Ptr	FT-FTA	Off	Def	Tot							
10	WILLIAMS, Kiara	f	5-10	0-0	3-5	6	2	8	4	13	0	1	0	3	23
02	TOLEFREE, Alexis	g	2-9	1-6	0-0	2	0	2	0	5	1	1	0	0	17
03	MONK, Malica	g	5-11	0-0	3-8	0	1	1	1	13	3	0	0	1	27
14	MASON, Jaielyn	g	5-14	1-4	1-2	3	4	7	3	12	1	1	0	2	36
33	DUNGEE, Chelsea	g	5-11	3-5	7-10	1	4	5	3	20	1	4	0	3	34
00	GAULDEN, A'Tyanna		0-3	0-0	1-2	0	0	0	1	1	4	1	0	1	17
22	ZIMMERMAN, Bailey		1-5	0-4	1-1	2	2	4	2	3	1	0	0	0	25
24	THOMAS,Taylah		1-2	0-0	0-0	3	9	12	3	2	0	0	0	1	17
52	DOUMBIA, Rokia		0-0	0-0	0-0	0	1	1	0	0	1	0	0	0	4
	Team					1	3	4			1				
			24-65	5-19	16-28	18	26	44	17	69	11	10	0	11	200
1st FG %:			8-19	42.1%	41.7%	3rd: 2-20	25.0%	4th: 1-13	42.9%	Game: 24-65			36.9%	Deadball	
3Pt %:			2-6	33.3%	0-0	0-0	0.0%	0-0	0.0%	5-19			26.3%	Rebounds	
FT %:			2-4	50.0%	0-1	3-3	75.0%	10-17	58.8%	16-28			57.1%	6	

Official Basketball Box Score -- Game Totals -- Final Statistics
Tennessee Tech vs AR
12/04/18 7 p.m. at Fayetteville, Ark. (Bud Walton Arena)**Tennessee Tech 42 • 5-3**

#	Player	Total		3-Ptr		Rebounds			PF	TP	A	TO	Blk	Stl	Min
		FG-FGA	FG-FGA	FT-FTA	FT-FTA	Off	Def	Tot							
44	CANTRELL, Lacy	f	1-5	0-0	1-2	2	7	9	0	3	0	0	1	0	16
00	HARRIS, Akia	g	2-7	0-2	1-3	0	5	5	1	5	4	1	0	1	37
02	BROCK, Jordan	g	3-10	1-4	0-0	0	2	2	0	7	2	2	0	0	28
11	ALEXANDER, Kentoria	g	2-7	1-1	0-2	2	3	5	2	5	4	5	1	1	34
10	BUCKNER, Abby	g	4-11	1-6	0-0	1	6	7	3	9	1	3	0	0	38
14	LAMB, Taylor		2-3	0-0	0-0	0	2	2	2	4	0	0	1	0	18
15	WILKINSON, Anacia		3-6	0-0	0-0	0	1	1	1	6	0	2	2	0	10
20	BRADY, Keshia		1-3	1-2	0-2	0	2	2	3	0	4	0	0	0	13
33	COLEMAN, Mackenzie		0-4	0-1	0-0	1	0	1	1	0	2	0	0	0	6
Team						6	2	8			2				
Totals			18-56	4-16	2-9	12	30	42	12	42	11	21	5	2	200
1st - FG %:		2-12	16.7%	2nd: 7-18	38.9%	3rd: 3-12	25.0%	4th: 6-14	42.9%	Game: 18-56	32.1%	Deadball			
3FG %:		0-2	0.0%	2-7	28.6%	0-3	0.0%	2-4	50.0%	4-16	25.0%	Rebounds			
FT %:		0-0	0.0%	0-0	0.0%	1-3	33.3%	1-6	16.7%	2-9	22.2%	3,1			

AR 65 • 6-3

#	Player	Total		3-Ptr		Rebounds			PF	TP	A	TO	Blk	Stl	Min
		FG-FGA	FG-FGA	FT-FTA	FT-FTA	Off	Def	Tot							
10	WILLIAMS, Kiara	c	3-4	0-0	0-0	1	8	9	0	6	0	0	5	1	16
02	TOLEFREE, Alexis	g	2-11	1-8	0-0	0	2	2	0	5	0	1	0	2	20
03	MONK, Malica	g	1-3	0-0	0-0	0	1	1	2	2	1	1	1	1	17
01	MASON, Jailyn	g	1-5	1-1	1-2	1	1	2	1	4	3	1	1	3	25
34	DUNGEE, Chelsea	g	12-18	4-6	0-0	1	4	5	1	28	2	3	0	2	28
00	GAULDEN, A'Tyanna		6-16	0-0	0-0	3	2	5	1	12	3	1	0	0	24
01	NORTHCROSS-BAKER,		0-2	0-2	0-0	0	1	1	0	0	0	0	0	0	4
13	SPANGLER, Grayce		0-4	0-2	0-0	2	0	2	2	0	0	0	0	0	6
20	STOUT, Sydney		0-0	0-0	0-0	0	1	1	0	0	0	0	0	0	5
22	ZIMMERMAN, Bailey		2-6	1-3	2-2	1	4	5	1	7	0	1	1	1	22
24	THOMAS, Taylah		0-1	0-0	1-2	2	0	2	0	1	0	0	0	0	15
30	WEAVER, Macy		0-3	0-0	0-0	1	2	3	2	0	0	0	4	2	9
52	DOUMBIA, Rokia		0-1	0-1	0-0	0	1	1	2	0	0	1	1	1	9
Team						3	0	3							
Totals			27-74	7-23	4-6	15	27	42	12	65	9	9	13	13	200
1st - FG %:		7-18	38.9%	2nd: 7-17	41.2%	3rd: 10-16	62.5%	4th: 3-23	13.0%	Game: 27-74	36.5%	Deadball			
3FG %:		3-8	37.5%	0-4	0.0%	3-5	60.0%	1-6	16.7%	7-23	30.4%	Rebounds			
FT %:		1-2	50.0%	3-4	75.0%	0-0	0.0%	0-0	0.0%	4-6	66.7%	3,3			

Officials: Denise Brooks, Michael McConnell, Mark Resch
Technical fouls: Tennessee Tech-None. AR-None.
Attendance: 915
Tickets Scanned: 502

Score by periods					
1st	2nd	3rd	4th	Total	
Tennessee Tech	4	16	7	15	42
AR	18	17	23	7	65

Last FG - TTU 4th-01:18, AR 4th-03:05.
Largest lead - TTU None, AR by 31 3rd-00:36.
TTU led for 00:00. AR led for 36:31. Game was tied for 03:28.

Points	In	Paint	T/O	2nd	Fast	Bench
TTU	22	10	5	2	13	
AR	30	28	13	4	20	

Score tied - 0 times.
Lead changed - 0 times.

Official Basketball Box Score -- Game Totals -- Final Statistics
Prairie View A&M vs AR
12/16/18 2 p.m. at Fayetteville, Ark. (Bud Walton Arena)**Prairie View A&M 44 • 3-5**

#	Player	Total		3-Ptr		Rebounds			PF	TP	A	TO	Blk	Stl	Min
		FG-FGA	FG-FGA	FT-FTA	FT-FTA	Off	Def	Tot							
20	WILLIAMS, KE'ASIA	f	3-8	0-0	0-0	6	6	12	1	6	2	1	0	1	29
23	NEALEY, LA'NEIQUE	f	2-7	0-0	0-2	3	2	5	2	4	0	2	1	1	19
05	DOBBINS, SHALA	g	2-16	0-4	3-4	1	1	2	2	7	2	2	1	1	29
10	WILLIS, ERIN	g	2-4	0-0	1-1	2	0	2	2	5	1	1	0	0	26
12	NEWMAN, DOMINIQUE	g	1-6	1-4	0-0	2	4	6	3	3	1	1	0	0	18
02	PENNIMAN, JORDYN		0-3	0-2	0-0	0	2	2	0	0	0	0	0	0	8
03	SHEPHERD, SIERRA		0-2	0-1	0-0	0	2	2	1	0	1	2	0	0	13
04	TOLBERT, KEAYNNA		0-2	0-2	0-0	0	1	1	1	0	0	0	0	0	3
24	TIEUEL, CHELSEA		1-3	1-3	0-0	0	0	0	0	3	0	0	0	0	13
22	FORD, ARTAVIA		4-12	0-0	0-0	0	5	5	3	8	0	2	2	0	15
33	COBB, JHYRAH		1-5	0-0	0-0	2	3	5	3	2	0	2	3	0	14
32	BURBELL, PASSION		0-0	0-0	0-0	0	0	0	0	0	0	0	0	0	4
40	CAMPBELL, MARIAH		2-4	0-0	2-4	0	0	0	2	6	1	0	0	1	10
Team						2	2	4							
Totals			18-72	2-16	6-11	18	28	46	20	44	7	13	6	4	200
1st - FG %:		8-25	32.0%	2nd: 2-16	12.5%	3rd: 4-17	23.5%	4th: 4-14	28.6%	Game: 18-72	25.0%	Deadball			
3FG %:		1-6	16.7%	0-2	0.0%	1-5	20.0%	2-16	12.5%	2-16	12.5%	Rebounds			
FT %:		1-4	25.0%	0-0	0.0%	1-1	100.0%	4-6	66.7%	6-11	54.5%	3,1			

AR 71 • 8-3

#	Player	Total		3-Ptr		Rebounds			PF	TP	A	TO	Blk	Stl	Min
		FG-FGA	FG-FGA	FT-FTA	FT-FTA	Off	Def	Tot							
10	WILLIAMS, Kiara	f	1-6	0-0	4-4	6	4	10	1	6	0	1	3	2	20
02	TOLEFREE, Alexis	g	3-10	1-6	0-0	1	3	4	0	7	2	2	1	1	29
03	MONK, Malica	g	3-9	0-2	2-2	0	6	6	2	8	1	1	1	1	22
14	MASON, Jailyn	g	3-6	0-2	0-0	1	0	1	0	6	0	1	0	1	22
33	DUNGEE, Chelsea	g	2-11	0-2	4-6	1	5	6	1	8	1	1	0	1	27
00	GAULDEN, A'Tyanna		2-6	0-0	2-2	1	3	4	2	6	3	1	0	0	18
01	NORTHCROSS-BAKER, Ra		2-6	1-5	0-1	1	1	2	2	5	0	1	0	1	12
13	SPANGLER, Grayce		0-1	0-1	0-2	1	0	1	0	0	0	0	0	0	5
20	STOUT, Sydney		1-1	1-1	0-0	1	0	1	0	3	0	0	0	0	3
22	ZIMMERMAN, Bailey		0-4	0-2	5-6	5	6	11	0	5	0	0	0	0	19
24	THOMAS, Taylah		5-9	0-0	1-2	3	4	7	2	11	0	0	1	0	15
30	WEAVER, Macy		2-2	0-0	0-1	2	1	3	1	4	1	0	1	0	5
52	DOUMBIA, Rokia		1-5	0-2	0-0	1	3	4	1	2	3	1	1	0	13
Team						3	1	4							
Totals			25-76	3-23	18-26	27	37	64	12	71	11	8	8	7	200
1st - FG %:		4-16	25.0%	2nd: 2-19	10.5%	3rd: 8-19	42.1%	4th: 11-22	50.0%	Game: 25-76	32.9%	Deadball			
3FG %:		1-5	20.0%	0-7	0.0%	0-4	0.0%	2-7	28.6%	3-23	13.0%	Rebounds			
FT %:		4-4	100.0%	9-12	75.0%	5-7	71.4%	0-3	0.0%	18-26	69.2%	3,1			

Officials: Karen Preato, Mark Resch, Marcus Clayton
Technical fouls: Prairie View A&M-None. AR-None.
Attendance: 1892
Tickets Scanned: 1,041

Score by periods					
1st	2nd	3rd	4th	Total	
Prairie View A&M	18	4	9	13	44
AR	13	13	21	24	71

Last FG - PVAM 4th-01:42, AR 4th-00:01.
Largest lead - PVAM by 7 1st-00:16, AR by 27 4th-05:10.
PVAM led for 13:08. AR led for 24:11. Game was tied for 02:41.

Points	In	Paint	T/O	2nd	Fast	Bench
PVAM	28	2	11	4	19	
AR	36	14	24	17	36	

Score tied - 4 times.
Lead changed - 3 times.

Official Basketball Box Score -- Game Totals -- Final Statistics
AR vs Abilene Christian
12/08/18 1 p.m. at Abilene, Texas (Moody Coliseum)**AR 80 • 7-3**

#	Player		Total		3-Ptr		Rebounds			PF	TP	A	TO	Blk	Stl	Min
			FG-FGA	FG-FGA	FT-FTA	Off	Def	Tot								
02	TOLEFREE, Alexis	*	8-16	5-12	0-1	1	0	1	2	21	3	1	1	5	29	
03	MONK, Malica	*	6-10	3-5	3-4	0	0	0	3	18	4	3	0	3	26	
10	WILLIAMS, Kiara	*	4-6	0-0	4-6	4	7	11	2	12	0	0	1	1	21	
14	MASON, Jailyn	*	2-8	1-4	0-0	1	4	5	1	5	5	1	1	2	36	
33	DUNGEE, Chelsea	*	0-9	0-4	2-4	0	1	1	1	2	0	1	0	1	25	
40	GAULDEN, A'Tyanna		2-5	0-0	3-3	0	1	1	3	7	4	0	0	0	14	
22	ZIMMERMAN, Bailey		1-5	1-4	0-0	3	2	5	3	3	0	0	1	1	30	
24	THOMAS, Taylah		5-6	0-0	2-2	2	4	6	2	12	0	1	0	0	19	
	Team					2	4	1	3							
Totals			28-65	10-29	14-11	13	20	33	17	80	16	8	4	13	200	
1st - FG %: 5-16			31.3%	2nd: 10-16	62.5%	3rd: 5-16	31.3%	4th: 5-17	60.5%	Game: 28-65			43.1%	Deadball		
3rd - FT %: 2-7			28.6%	4th: 4-8	50.0%	5th: 1-9	11.1%	6th: 3-5	60.0%	10-29			34.5%	Rebounds		
7th - FT %: 2-4			50.0%	8th: 1-2	50.0%	9th: 4-7	57.1%	10th: 4-5	80.0%	14-20			70.0%			