



# RAZORBACKS

Jeri Thorpe | Associate Communications Director  
P: 479-283-3344 | E: jthorpe@uark.edu | ArkansasRazorbacks.com

## 2018-19 ARKANSAS WOMEN'S BASKETBALL

### THE SCHEDULE

Date	Opponent	Time	TV
Oct. 29	Southwest Baptist (Exh.)	7 p.m.	W, 115-53
Nov. 1	East Central Univ. (Exh.)	7 p.m.	W, 101-46
Nov. 9	Northwestern St. (Elem. Day)	10:30 a.m.	W, 98-53
Nov. 14	at UT Arlington	7 p.m.	W, 66-65
Nov. 18	Arizona State	7 p.m.	SECN
Nov. 23	vs. Tennessee State-I	7:30 p.m.	-
Nov. 24	vs. Pittsburgh-I	7:30 p.m.	-
Nov. 25	vs. Wisconsin-I	7:30 p.m.	-
Nov. 28	Oral Roberts	7 p.m.	SECN+
Dec. 2	at Iowa State^	2 p.m.	-
Dec. 4	Tennessee Tech	7 p.m.	SECN+
Dec. 8	at Abilene Christian	1 p.m.	-
Dec. 16	Prairie View A&M	2 p.m.	SECN+
Dec. 18	Nebraska	7 p.m.	SECN+
Dec. 20	at Tulsa	2 p.m.	CST
Dec. 30	Jackson State	2 p.m.	SECN+
Jan. 3	Mississippi State*	6 p.m.	SECN
Jan. 6	at Ole Miss*	2 p.m.	SECN
Jan. 10	at Missouri*	7 p.m.	SECN+
Jan. 13	Vanderbilt*	2 p.m.	SECN+
Jan. 21	at Tennessee*	6 p.m.	SECN
Jan. 24	Alabama* (We Back Pat)	7 p.m.	SECN+
Jan. 27	at Florida*	1 p.m.	SECN+
Jan. 31	Georgia*	7 p.m.	SECN+
Feb. 3	South Carolina*	4 p.m.	SECN
Feb. 7	at LSU*	8 p.m.	SECN
Feb. 10	Auburn* (Play4Kay)	1 p.m.	SECN
Feb. 17	at Kentucky*	1 p.m.	SECN+
Feb. 21	at Georgia*	6 p.m.	SECN+
Feb. 24	Ole Miss* (Senior Day)	3 p.m.	SECN
Feb. 28	Missouri*	8 p.m.	SECN
March 3	at Texas A&M*	4 p.m.	SECN
March 6-10	SEC Championship	TBA	SECN, ESPN
!-Music City Thanksgiving Challenge ^-Big 12/SEC Challenge			
*-SEC Contest			

### GAME 3 | #22 Arizona State | Nov. 18 | Bud Walton Arena / 7 p.m.



#### SERIES

Overall	1-1
SEC	0-0
In Fayetteville	0-0
Away	1-1
Neutral	0-0
Postseason	NA

#### LAST FIVE MEETINGS

12/2/1989	W	85-63	Tempe, Ariz.
12/21/2017	L	43-89	Tempe, Ariz.

#### ARKANSAS RAZORBACKS

PTS / GAME	98.0
PTS ALLOWED / GAME	53.0
FG %	.576
FG DEFENSE %	.333
3-PT FG %	.478
3-PT FG DEFENSE %	.381
REB / GAME	38.0
REB ALLOWED / GAME	34.0
LEADING SCORER	Tolefree, 19.0
LEADING REBOUNDER	2 with 9
LEADER IN ASSISTS	2 with 4
HEAD COACH	Mike Neighbors
ARKANSAS RECORD	14-18 (2)
CAREER RECORD	112-59 (6)

#### ARIZONA STATE SUN DEVILS

PTS / GAME	70.0
PTS ALLOWED / GAME	54.0
FG %	.371
FG DEFENSE %	.379
3-PT FG %	.362
3-PT FG DEFENSE %	.200
REB / GAME	44.0
REB ALLOWED / GAME	41.5
LEADING SCORER	Ekmark, 12.5
LEADING REBOUNDER	Elanga, 6.5
LEADER IN ASSISTS	Richardson, 14
HEAD COACH	Charli Turner Thorne
SCHOOL RECORD	423-247 (22)
CAREER RECORD	.463-287 (25)

### STORYLINES

#### A LOT OF OFFENSE

- The Razorbacks had seven players in double figures in the season opener against NSU. It is believed to be the first time seven players have been in double digits.
- Arkansas hit 11 3-point field goals in the first game and five at UTA. The Razorbacks are shooting 49.2% from the floor including 41% from distance.
- Newcomer Alexis Tolefree paced Arkansas in scoring with 19 in the opener and tied for the most points with 18 at UTA. She is one of three players averaging double-digits with 18.5 ppg. Malica Monk (15.0) and Chelsea Dungee (13.5) are the others.

#### NAIL-BITER!

- Alexis Tolefree received the inbounds pass from Jailyn Mason with just over three seconds remaining in the game at UTA. Trailing by one point, Tolefree made a move, took a couple of power dribbles and put up a jumper that rattled around the rim before falling in for the thrilling victory.

### FOLLOW, WATCH & LISTEN



@RAZORBACKWBB

SECN+:

Talent: Brenda VanLengen & Christy Thomaskutty  
Live Scoring: <http://statb.us/e/233632>  
Razorback Sports Network from IMG (Radio)  
Phil Elson & Erin Portman  
Fayetteville - KQSM-FM-92.1 /// KYNG-AM - 1590\*  
Fort Smith - KFPW-AM-1230 /// KHGG-AM-1580\*  
Rogers - KURM-AM-790 /// FM-100.3  
\*If there are conflicts on the FM station

#### THE LAST TIME

- Arkansas is 1-1 against the Sun Devils.
- Malica Monk was the only player in double figures with 12 points in the loss in Tempe before the holiday break last year.
- Arkansas scored in single digits in the first and second quarters last season. The slow start allowed the Sun Devils to lead big early before winning, 89-43.

### THE LINEUP (last game starters)

ALEXIS TOLEFREE



Jr | Conway, Ark.

PPG	FG%	RPG	MIN
18.5	36.7%	3.5	28.5

MALICA MONK



Sr | N. Little Rock, Ark.

PPG	FG%	RPG	MIN
15.0	55.0%	4.0	25.5

KIARA WILLIAMS



Jr | Little Rock, Ark.

PPG	FG%	RPG	MIN
7.0	63.6%	7.5	18.5


JAILYN MASON



Jr | Mason, Ohio

PPG	FG%	RPG	MIN
2.0	20%	2.5	21.0

CHELSEA DUNGEE



RSo | Sapula, Okla.

PPG	FG%	RPG	MIN
13.5	58.8	3.0	24.0

## 2018-19 @RAZORBACKWBB

### NUMERICAL

NO.	NAME	POS	HT	CL	HOMETOWN/PREVIOUS SCHOOL	TWITTER
0	A'Tyanna Gaulden	G	5-7	RSO	Ocilla, Ga./Americus Sumter HS/Florida State	@AtyannaGaulden
1	Raven Northcross-Baker	G	5-9	Sr	Malvern, Ark./Malvern HS/Chipola College	@ravenbaker_4
2	Alexis Tolefree	G	5-8	Jr	Conway, Ark./Conway HS/Jones County JC	@a2smooth_
3	Malica Monk	G	5-5	Sr	N. Little Rock, Ark./NLR HS	@TheRealMalica
10	Kiara Williams	C	6-1	Jr	Little Rock, Ark./LR Central HS	@kiara_will22
13	Grayce Spangler	G	5-10	So	Fayetteville, Ark. Fayetteville HS	@grayce_1313
14	Jailyn Mason	PG	5-9	Jr	Mason, Ohio/William Mason HS	@UofAjbmason
20	Sydney Stout	F	6-0	Jr	Bixby, Okla./Bixby HS	@sydeny_stout_
22	Bailey Zimmerman	F	6-0	Sr	St. Vincent, Ark. /Wonderview HS	@Bailey_Ann22
23	Amber Ramirez*	G	5-9	Jr	San Antonio, Texas/Wagner HS/TCU	@yungram_
24	Taylah Thomas	F	6-1	So	Arlington, Texas/Mansfield Timberview HS	@hailtaylahh
30	Macy Weaver	F	6-3	So	Davis Junction, Ill./Stillman Valley HS	@macyweaver528
33	Chelsea Dungee	G	5-11	RSO	Sapulpa, Okla./Sapulpa HS/Oklahoma	@ChelseaDungee22
52	Rokia Doumbia	G	5-9	Fr	Bradenton, Fla./IMG Academy/Mali, Africa	@23RokiaDoumbia

\*Will redshirt due to NCAA transfer rules

### COACHING STAFF

Title	Name	Year	Alma Mater
Head Coach	Mike Neighbors	2nd Season	Arkansas, 1993
Assistant Coach	Todd Schaefer	2nd Season	Thomas More College, 1995
Assistant Coach	Lacey Goldwire	2nd Season	Oklahoma State, 2010
Assistant Coach	Pauline Love	2nd Season	Southern Miss, 2010
Director of Operations	Amber Shirey	31st Season	Arkansas, 1992
Director of Video and Scouting	Jeff Brazil	12th Season	Arkansas, 2010
Dir. of Student-Athlete Devel.	C'eira Ricketts	2nd Season	Arkansas, 2015

### ELIGIBILITY

Seniors (3)	Juniors (5)	Sophomores (5)	Freshmen (1)
Raven Northcross-Baker	Alexis Tolefree	Chelsea Dungee	Rokia Doumbia
Malica Monk	Jailyn Mason	A'Tyanna Gaulden	
Bailey Zimmerman	Amber Ramirez*	Grayce Spangler	
	Sydney Stout	Taylah Thomas	
	Kiara Williams	Macy Weaver	

### ALPHABETICAL

NO.	NAME	POS	HT	CL	MAJOR
52	Rokia Doumbia	G	5-9	Fr	Pre-Business
33	Chelsea Dungee	G	5-11	R-So	Communication
0	A'Tyanna Gaulden	G	5-7	R-So	Apparel Merchandise & Product Development
14	Jailyn Mason	PG	5-9	Jr	Journalism: News/Editorial
3	Malica Monk	G	5-5	Sr	Recreation & Sport Management
1	Raven Northcross-Baker	G	5-9	Sr	Criminal Justice and Sociology
23	Amber Ramirez	G	5-9	Jr	Criminal Justice
13	Grayce Spangler	G	5-11	So	Journalism: Broadcast
20	Sydney Stout	F	6-0	Jr	Marketing
24	Taylah Thomas	F	6-1	So	Nursing/Public Health
2	Alexis Tolefree	G	5-8	Jr	Sociology
30	Macy Weaver	F	6-3	So	Supply Chain Management
10	Kiara Williams	C	6-1	Jr	Communication
22	Bailey Zimmerman	F	6-0	Sr	Apparel Merchandise & Product Development

### BY STATE

ARKANSAS	
Malica Monk	N. Little Rock
Raven Northcross-Baker	Malvern
Grayce Spangler	Fayetteville
Alexis Tolefree	Conway
Kiara Williams	Little Rock
Bailey Zimmerman	St. Vincent

### GEORGIA

A'Tyanna Gaulden	Ocilla
------------------	--------

### ILLINOIS

Macy Weaver	Davis Junction
-------------	----------------

### OHIO

Jailyn Mason	Mason
--------------	-------

### OKLAHOMA

Chelsea Dungee	Sapulpa
Sydney Stout	Bixby

### TEXAS

Amber Ramirez	San Antonio
Taylah Thomas	Arlington

### AFRICA

Rokia Doumbia	Mali
---------------	------

### FA-NETIK PRONUNCIATIONS

0	A'Tyanna	AH-tee-ah-nuh
3	Malica	mal-ick-cuh
10	Kiara	KEY-ARE-uh
13	Grayce	GRACE
14	Jailyn	JAY-Iyn
23	Rokia Doumbia	ro-KEY-uh DOOM-b-uh
24	Taylah	TAI-lah

## THE SOUTHEASTERN CONFERENCE (Nov. 11, 2018)

Team	SEC				Overall					
	W-L	Pct.	H	A	W-L	Pct.	H	A	N	Strk
Kentucky	0-0	.000	0-0	0-0	3-0	1.000	3-0	0-0	0-0	W3
Mississippi State	0-0	.000	0-0	0-0	3-0	1.000	2-0	1-0	0-0	W3
Arkansas	0-0	.000	0-0	0-0	2-0	1.000	1-0	1-0	0-0	W2
Missouri	0-0	.000	0-0	0-0	2-0	1.000	1-0	1-0	0-0	W2
South Carolina	0-0	.000	0-0	0-0	2-0	1.000	1-0	1-0	0-0	W2
Tennessee	0-0	.000	0-0	0-0	2-0	1.000	2-0	0-0	0-0	W2
Auburn	0-0	.000	0-0	0-0	3-1	.750	2-0	1-1	0-0	L1
Alabama	0-0	.000	0-0	0-0	2-1	.667	1-0	1-1	0-0	W1
Georgia	0-0	.000	0-0	0-0	2-1	.667	2-0	0-1	0-0	L1
LSU	0-0	.000	0-0	0-0	2-1	.667	2-1	0-0	0-0	L1
Ole Miss	0-0	.000	0-0	0-0	2-1	.667	2-1	0-0	0-0	W1
Texas A&M	0-0	.000	0-0	0-0	2-1	.667	2-0	0-1	0-0	L1
Vanderbilt	0-0	.000	0-0	0-0	1-3	.250	1-1	0-2	0-0	L1
Florida	0-0	.000	0-0	0-0	0-3	.000	0-1	0-2	0-0	L2

2019 SEC Women's Basketball Tournament  
March 6 - 10 • Greenville, SC  
Bon Secours Wellness Arena

Wednesday, March 6		
Game 1	Seed #12 vs. Seed #13	TBD
Game 2	Seed #11 vs. Seed #14	TBD
Thursday, March 7		
Game 3	Seed #8 vs. Seed #9	TBD
Game 4	Game 2 winner vs. Seed #5	TBD
Game 5	Seed #10 vs. Seed #7	TBD
Game 6	Game 2 winner vs. Seed #6	TBD
Friday, March 8		
Game 7	Game 3 winner vs. Seed #1	TBD
Game 8	Game 4 winner vs. Seed #4	TBD
Game 9	Game 5 winner vs. Seed #2	TBD
Game 10	Game 6 winner vs. Seed #3	TBD
Saturday, March 9		
Game 11	Game 7 winner vs. Game 8 winner	TBD
Game 12	Game 9 winner vs. Game 10 winner	TBD
Sunday, March 10		
Final	Game 11 winner vs. Game 12 winner	TBD

## SERIES RECORDS

OPPONENT	SERIES	H	A	N	LAST	NEIGHBORS   AT UA
Northwestern State	14-3	10-0	0-3	4-0	H - W   98-53 (11/9/2018)	1-0   1-0
at UT-Arlington	8-0	3-0	3-0	1-0	A - W   66-65 (11/14/2018)	2-0   2-0
<b>Arizona State</b>	<b>1-1</b>	<b>0-0</b>	<b>1-1</b>	<b>0-0</b>	<b>A - L   89-43 (12/21/2017)</b>	<b>2-5   0-1</b>
Tennessee State-!	2-0	1-0	0-0	1-0	H - W   71-50 (11/23/2010)	First Meeting
Pittsburgh-!	1-0	0-0	0-0	1-0	N - W   76-75 (11/25/1994)	1-0   0-0
Wisconsin-!	1-0	1-0	0-0	0-0	H - W   67-54 (3/23/1999)	1-0   0-0
Oral Roberts	20-9	15-2	5-7	0-0	A - W   77-66 (11/20/2017)	1-0   1-0
at Iowa State-^	1-1	1-0	0-1	0-0	A - L   71-60 (12/20/1980)	First Meeting
Tennessee Tech	1-1	1-0	0-1	0-0	H - W   79-53 (12/20/2013)	First Meeting
at Abilene Christian	1-0	1-0	0-0	0-0	H - W   79-65 (11/29/2017)	1-0   1-0
Prairie View A&M	1-0	0-0	0-0	1-0	N - W   48-45 (12/10/1979)	First Meeting
Nebraska	0-1	0-0	0-1	0-0	A - L   80-69 (11/6/2017)	0-1   0-1
at Tulsa	21-3	11-2	11-1	0-0	A - W   67-41 (12/10/2017)	1-0   1-0
Jackson State	3-0	3-0	0-0	0-0	H - W   97-58 (11/9/2012)	First Meeting
Alabama	22-15	11-6	10-7	1-2	A - W   74-66 (2/4/2018)	1-1   1-1
Auburn	15-22	8-9	6-11	1-2	A - W   68-58 (1/14/2018)	1-0   1-0
Florida	9-28	5-11	3-12	1-5	H - L   65-51 (1/18/2018)	0-1   0-1
Georgia	5-32	3-15	2-16	0-1	A - L   78-65 (1/11/2018)	0-1   0-1
Kentucky	13-23	9-7	3-13	1-2	A - L   78-57 (2/15/2018)	1-2   0-2
LSU	16-32	9-14	7-15	0-3	H - L   62-57 (2/18/2018)	0-1   0-1
Ole Miss	17-26	12-5	2-16	3-5	H - W   73-72 (12/3/2017)	1-0   1-0
Mississippi State	18-19	10-6	6-11	2-2	A - L   111-69 91/4/2018)	0-2   0-1
Missouri	11-10	6-3	4-7	1-0	H - L 84-58 (2/12/2018)	1-2   0-2
South Carolina	17-17	10-6	5-10	2-1	A - L   90-42 (1/25/2018)	0-1   0-1
Tennessee	3-31	2-14	1-14	0-2	H - L   90-85 (2/8/2018)	0-1   0-1
Texas A&M	21-10	11-3	8-5	2-2	N - L   82-52 (3/1/2018)	1-3   0-2
Vanderbilt	9-25	7-8	1-16	1-1	N - W   88-76 (2/28/2018)	1-1   1-1

## OPPONENT

## ABOUT ARIZONA STATE

→ The Sun Devils (1-1) are coming off a season (2017-18) in which they tied the school records for consecutive NCAA appearances (five) and 20-win seasons (five). The team returns all of its core players from last season including 2018 All-Pac-12 standout and leading scorer Kianna Ibis and 2018 All-Pac-12 honorable mention/Pac-12 defensive honorable mention selection Robbi Ryan.

→ Also returning are the team's 2017-18 leaders in 3-pointers (senior Courtney Ekmark), field goal percentage (senior Charnea Johnson-Chapman), assists (junior Reili Richardson) and steals (junior Kiara Russell).

## LAST MEETING

→ Junior Malica Monk scored a team-high 12 points in the final game before the holiday break.

→ Eighteen first half turnovers and a 20-0 Arizona State run to close the half sealed Arkansas' fate in the game. ASU's big inside game allowed the Sun Devils to stretch the court where they hit nine first-half 3-pointers to lead 52-14 at the break.

→ Monk and Jaielyn Mason had six points each at the half and ASU held graduate student Devin Cosper scoreless through the first 20 minutes. Mason finished with six points and Cosper dropped in eight, all in the second half.

→ Arkansas hit its first 3-pointer late in the third quarter when Raven Northcross-Baker connected from distance. She finished with eight points.

## ARKANSAS IN THE SEC

→ Arkansas leads the conference shooting 49.2% on 60-for-133 in the first two games.  
 → Arkansas ranks in the top five in the SEC for scoring (4th, 81.0 ppg), scoring margin (5th, +23.0), 3-point field goal percentage (3rd, 41.0%), and 3-point field goals made (3rd, 8.0).

## ARKANSAS INDIVIDUALS IN THE SEC

→ Alexis Tolefree ranks fifth in the SEC in scoring at 18.5 ppg.  
 → Taylah Thomas is fifth in the SEC in rebounds averaging 9.0 rpg.  
 → Chelsea Dungee is third in the SEC shooting 58.8% (10-17).  
 → Redshirt sophomore Chelsea Dungee leads the conference shooting 80% from 3-point range. Dungee is 4-for-5 this year.  
 → Alexis Tolefree is third in 3-points field goals made with 4.0 per game.

## HOME GROWN

→ Arkansas has six in-state players on the roster this year.  
 → That is the most Arkansans on the team since 2010 when there were seven in-state players.  
 → The Razorbacks have had 113 players from the state on its rosters with Little Rock producing the most with 11 student-athletes.

## GUARD HEAVY

→ Arkansas has nine players who list their positions as guard or point guard and two others who are guard/forwards.  
 → The guard-heavy lineup allows the Razorbacks to play "Functionally Fast" - or as fast as they can while functioning at a high level.  
 → Look for senior Malica Monk and redshirt sophomore A'Tyanna Gualden to handle the ball a lot. Both players are fast and don't make many mistakes.

## FUNCTIONALLY FAST

Coach Neighbors wants Arkansas to play as fast as they can function. That means move quickly but don't make a lot of mistakes and that is exactly what the Razorbacks did last year.

Arkansas led the SEC and ranked fourth in the nation for fewest turnovers with just 360 miscues in 31 games last season.

## WHAT'S HE SAYIN'?

Don't be alarmed if you don't understand what Head Coach Mike Neighbors is saying on the bench. He has a language all his own.

Coach Neighbors plays "Positionless Basketball". Instead of having guards, forwards and centers, he has Rabbits, Rackers, Locks and Dragons.



Rabbits run the floor and look to score quickly with a layup.



Rackers are the player with the ball - go to the rack.



Locks are the players who are trying to win the race to the corners



The Dragon is the last player down the court. Watch out for a long distance shot from this spot.

Here is a look at the top-5 in the nation from last season:

	TEAM	GM	TO
1	Mercer	33	303
2	Villanova	32	309
3	George Washington	33	359
4	Arkansas	31	360
5	Western Ky.	33	361

Here is the top-5 in the SEC from last season:

	TEAM	GM	TO
1	Arkansas	31	360
2	LSU	29	380
3	Mississippi State	39	421
4	Kentucky	32	422
5	Auburn	29	467

## SPEAKING OF FAST

Fast starts are something that the Razorbacks want to take advantage of this season. With speed and depth, it will be one of the advantages Arkansas has against bigger teams.

Scoring in the first five minutes:

SWB	18-2 (exh)
ECU	9-4 (exh)
NSU	15-9
UTA	13-4

## OUR RECORD WHEN ...

Overall	2-0
Home	1-0
Away	1-0
Neutral	TBA
SEC	TBA
Home	
Away	
White Uniforms	1-0
Cardinal Uniforms	1-0
Anthracite Uniforms	

## LEADS/QUARTERS/HALFTIME/OT

Leading after the 1st quarter	1-0
Leading after the 2nd quarter/Half	2-0
Leading after the 3rd quarter	1-0
Leading at the half, home	1-0
Leading at the half, road/neutral	1-0
Tied at the half, home	
Tied at the half, road/neutral	
Trailing at the half, home	
Trailing at the half, road/neutral	
Games decided by 5 points or fewer	1-0
Games decided by 10 points or fewer	
Leading with 5:00 left	2-0
Leading with 2:00 left	2-0
Overtime games	

## OFFENSE

Scoring less than 70 points	1-0
Scoring 70-79 points	
Scoring 80-89 points	
Scoring 90-99 points	1-0
Scoring 100+ points	
2 Players Or Less in Double Figures	
3 Players in Double Figures	1-0
4 Players in Double Figures	
5 Players in Double Figures	
More than 5 players in Double Figures	1-0
1 Player Scores 20 Points	
2 Players Score 20 Points	
When shooting 50 percent or higher	2-0
When shooting less than 50 percent	

## REBOUNDING/TURNOVERS

When outrebounding opponent	2-0
When outrebounded	
When rebounds are even	
When grabbing 10+ offensive reb	2-0
When forcing 15+ turnovers	2-0
When committing less than 15 turnovers	
When committing 15+ turnovers	2-0

## Top Scorers (Includes Ties)

Tolefree	NSU, UTA
Monk	UTA

## Top Rebounders (Includes Ties)

Williams	NSU
Thomas	NSU, UTA

## Months

In November	2-0
In December	
In January	
In February	
In March	



## FINISHING STRONG

Along with the fast starts, Arkansas is looking to finish strong - that is the benefit of depth late in the game.

Scoring in the final five minutes:

SWB	9-0 (exh)
ECU	17-8 (exh)
NSU	9-5
UTA	4-6

## SOME THINGS REMAIN THE SAME TRUST, TALENT AND TIME

My program will be built on three things. It's very simple.

→ **TRUST** - The highest form of loyalty that has to be earned, managed and sometimes re-earned. If we don't have this, nothing will work and the stool's legs will fall off and everything will collapse.

→ **TALENT** - It doesn't mean you can dribble, shoot, pass and rebound. It's a lot of other things like the ability to engage with the fan base and willingness to sign autographs for a 10-year-old child you might be inspiring.

→ **TIME** - It's just not being on time or making time. It's how you utilize your time and who you invest your time with and be around.

Trust, talent and time. Those will be our pillars.

## SIDE BY SIDE

→ One of the things Mike Neighbors stressed when he was hired was his desire to take care of the players, the staff and the fans who have been loyal to the Razorback program. He has told our fans that he wants them to stand "Beside Us". Don't be behind us, stand next to us and go through the process of building our program.

## HOME SWEET HOME

→ Arkansas has had just one losing home season in 42 years (2009-10)

→ Arkansas is 423-146 (1-0 in '18-'19) in home games including a 264-111 record in Bud Walton Arena. Arkansas was 159-35 in Barnhill Arena.

## FROM MIKE NEIGHBORS

Here is a quick look at a couple observations from head coach Mike Neighbors about this year's team:

→ We are still small. There is no getting around it - Malica Monk did not grow in the off-season. This year, Arkansas has nine guards with Monk listed at 5-5 and Grayce Spangler and Chelsea Dungee at 5-11. If you look at the four guards who return with playing experience our average height is about 5-7.

→ We may be small but we are fast. Look for Arkansas to push the tempo even more this season. Not only do the Razorbacks have individually fast

players, they have a lot of them so legs should be fresh for the entire game.

→ Neighbors is looking for a high number of shot attempts versus a low number of turnovers. Turnovers are a wasted possession - you don't have a chance to score. Last season, Arkansas took 2077 shots and committed just 360 turnovers. Arkansas ranked **fifth in the SEC** in shots taken and was **first in the SEC** with just 360 turnovers.

→ Arkansas has more shot-makers this year. The Razorbacks return their leading scorer and add in a couple of redshirt players who made significant offensive contributions during the trip to Italy, the exhibitions and non-conference games.

## MONK'S SCORING

→ Malica Monk returns as the team's leading scorer averaging 15.9 points per game.

→ That ranked 12th in the SEC, was a personal-best for Monk and she is one of eight players who ranked in the top-12 in the SEC last year who are back this season.

→ Monk scored in double figures in 29 of 31 games as a junior including 14 games in a row to start the year. **She has scored in double digits in each of the first two games this season.**

→ Monk scored 20+ points 10 times including a career-best 25 points against No. 11 Tennessee on Feb. 8, 2018 as a junior.

→ Monk is on track to become the 28th player in program history to score 1,000 career points.

→ Monk returns as one of the top assist-makers in the conference. She is one of the top-8 returners with 3.9 assists per game and in the top-4 for assist/turnover ratio.

→ One stat for Monk should go in the other direction ... Arkansas has more depth this season so look for her minutes per game to drop as Coach Neighbors keeps her legs fresh for the fourth quarter.

## MONK GETS PRESEASON NOD

Senior Malica Monk was selected as a Second-Team All-Southeastern Conference honoree in a vote by the league's coaches. Monk, a senior from Little Rock, Arkansas, led the Razorbacks and was 12th in the SEC averaging 15.9 points per game a year ago. Billed as one of the fastest players in the SEC, Monk also accounted for 3.4 rebounds per game, had a team-best 122 assists, made 38 3-pointers and went 114-146 from the line as a junior.

## OUR RECORD WHEN ...

### MARGIN OF VICTORY/DEFEAT

Points	Win	Loss	Total
1	1	0	1-0
2			
3			
4			
5			
6			
7			
8			
9			
10			
11-15			
16-19			
20+	1	0	1-0

### QUARTER RECORDS

#### Most First Period Points

2018-19	28	NSU (11-9-18)
All-Time	29	at Alabama (1-15-17)
Opponent	33	No. 15 Missouri (2-12-18)

#### Fewest First Period Points

2018-19	15	at UTA (11-16-18)
All-Time	3	UTEP (11-24-17)*
Opponent	6	SHSU (11-11-16)

#### Most Second Period Points

2018-19	28	NSU (11-9-18)
All-Time	31	HBU (12-28-16)
Opponent	35	at #2 S. Carolina (1-3-16)

#### Fewest Second Period Points

2018-19	21	at UTA (11-16-18)
All-Time	4	vs. Kentucky (2-17-17)
Opponent	3	at Alabama (1-15-17)

#### Most First Half Points

2018-19	56	NSU (11-9-18)
All-Time	65	Tenn State (11-27-88)
Opponent	63	Texas (1-9-89)

#### Fewest First Half Points

2018-19	36	at UTA (11-16-18)
All-Time	11	at Missouri (3-1-15)*
Opponent	8	Montana State (1-5-03)

#### Most Third Period Points

2018-19	20	NSU (11-9-18)
All-Time	34	HBU (12-28-16)*
Opponent	30	at Miss State (1-4-18)*

#### Fewest Third Period Points

2018-19	17	at UTA (11-16-18)
All-Time	7	Florida (1-18-18)*
Opponent	4	LSU (1-21-16)

#### Most Fourth Period Points

2018-19	22	NSU (11-9-18)
All-Time	32	Tulsa (11-23-15)
Opponent	33	Alabama (1-7-18)

#### Fewest Fourth Period Points

2018-19	13	at UTA (11-16-18)
All-Time	5	#7 Ore. St. (11-28-15)
Opponent	10	#24 Missouri (1-17-16)*

#### Largest Margin of Victory

2018-19	56 (98-53)	NSU (11-9-18)
All-Time	79 (108-29)	B Wesleyan (2-18-77)
Opponent	54 (28-82)	La Tech (11-30-78)

\*Most Recent

## RECORDS WATCH

### THE ROAD TO 1,000

→ Malica Monk begins the season with 851 career points and has 30 points this year.

→ She averages 10.1 ppg for her career and, if she plays in 30 games, would add 302 points to her total.

→ That milestone would make Monk the 28th player in program history to score 1,000 career points and would have her flirting with the top-20 scorers at Arkansas.

#### 1,000 POINT CLUB

21. Amanda Holley (81-84)	3	94	1,154
22. Monica Brown (83-87)	4	103	1,145
23. Kelly Johnson (92-96)	4	113	1,109
24. Blair Savage (89-93)	4	114	1,072
25. Sarah Pfeifer (02-08)	6	124	1,056
26. Kim Bunge (79-83)	4	114	1,047
27. Lonniya Bragg (97-01)	4	129	1,036
28. Whitney Jones (05-09)	4	119	961
29. Keira Peak (11-14)	4	126	936
30. Charity Ford (07-10)	4	117	917
31. Rochelle Vaughn (02-06)	4	120	894
<b>32. Malica Monk (16-present)</b>	<b>4</b>	<b>87</b>	<b>881</b>
33. Devin Cosper (2016-18)	3	88	866
34. Jhasmin Bowen (12-15)	4	108	861
35. Lanell Dawson (85-87)	2	59	858
<b>58. Jailyn Mason (17-present)</b>	<b>3</b>	<b>63</b>	<b>571</b>

## GIMMIE THE BALL

→ Malica Monk and Jailyn Mason are also climbing the career assists ladder.

→ Monk began the year tied for No. 17 in program history and has seven assists this year. She is currently No. 17 overall.

→ Mason is just outside the top-25 with 185 assists.

NAME (CAREER)	YR	GP	AST
1. Amy Wright (98-02) *	4	131	717
2. Calli Berna (12-15)	4	128	667
3. Amber Nicholas (88-92)	4	117	538
4. C'eira Ricketts (09-12)	4	129	516
5. Christy Smith (94-98)	4	111	507
6. Tracy Webb (83-87)	4	117	444
7. Brittney Vaughn (04-08)	4	129	424
8. Rochelle Vaughn (02-06)	4	120	421
9. Donna Wilson (87-89)	2	58	332
Kimberly Wilson (93-97)	4	120	332
11. Cheryl Orcholski (80-84)	4	123	323
12. Juliet Jackson (86-90)	4	120	313
13. India Lewis (99-03)	4	128	276
14. Christi Willson (87-91)	3	87	268
15. Lynday Harris (09-10)	4	123	265
<b>16. Malica Monk (16-pres.)</b>	<b>4</b>	<b>87</b>	<b>259</b>
17. Lakishia Harper (99-03)	4	125	257
18. Shea Henderson (90-94)	4	92	252
19. Blair Savage (89-93)	4	114	233
20. Kristin Peoples (03-06)	3	71	229
21. Wendi Willits (97-00)	4	131	228
22. Sally Moore (89-91)	2	61	215
23. Doris Gaiser (81-85)	4	119	210
24. Sytia Messer (95-99)	4	128	208
<b>Jailyn Mason (2017-present)</b>	<b>3</b>	<b>63</b>	<b>191</b>

\*--Also ranks sixth all-time in SEC history

## BIGS KEY TRANSITION

Coach Neighbors believes that the bigs key Arkansas' transition game. If they can run the court - and Kiara Williams, Taylah Thomas and Macy Weaver can - it puts pressure on the defense. If our opponents' bigs don't get back, a guard has to pick one of our players up leaving someone open.

## THE POLLS

Nov. 12, Nov. 13

### AP TOP 25

RK	TEAM	RECORD	PTS
1	Notre Dame (30)	1-0	774
2	Connecticut	1-0	736
3	Oregon (1)	2-0	704
4	Baylor	3-0	679
5	Louisville	2-0	664
<b>6</b>	<b>Mississippi State</b>	<b>2-0</b>	<b>593</b>
7	Stanford	2-0	560
8	Oregon State	1-0	535
9	Maryland	2-0	508
<b>10</b>	<b>South Carolina</b>	<b>1-0</b>	<b>492</b>
11	Texas	1-0	457
<b>12</b>	<b>Tennessee</b>	<b>1-0</b>	<b>428</b>
13	Iowa	2-0	391
<b>14</b>	<b>Georgia</b>	<b>2-0</b>	<b>368</b>
15	DePaul	1-0	319
<b>16</b>	<b>Missouri</b>	<b>1-0</b>	<b>290</b>
17	NC State	2-0	273
18	Syracuse	1-1	259
19	Marquette	3-0	228
<b>20</b>	<b>Texas A&amp;M</b>	<b>2-0</b>	<b>182</b>
21	South Florida	2-0	160
<b>22</b>	<b>Arizona State</b>	<b>1-1</b>	<b>120</b>
23	California	2-0	108
24	Miami	3-0	107
25	Minnesota	1-0	41

Receiving Votes: West Virginia 32, Central Michigan 26, Northwestern 15, Duke 7, Boise State 4, TCU 4, Drake 3, Michigan 3, Florida State 2, Virginia Tech 2, Buffalo 1.

Preseason

### USA TODAY COACHES POLL

RK	TEAM	RECORD	PTS
1	Notre Dame	0-0	798
2	Connecticut	0-0	757
3	Oregon	0-0	690
4	Louisville	0-0	687
5	Baylor	0-0	656
<b>6</b>	<b>Mississippi State</b>	<b>0-0</b>	<b>594</b>
7	Stanford	0-0	578
8	Texas	0-0	535
9	Oregon State	0-0	514
10	Maryland	0-0	511
<b>11</b>	<b>South Carolina</b>	<b>0-0</b>	<b>502</b>
<b>12</b>	<b>Tennessee</b>	<b>0-0</b>	<b>444</b>
<b>13</b>	<b>Georgia</b>	<b>0-0</b>	<b>411</b>
<b>14</b>	<b>Missouri</b>	<b>0-0</b>	<b>318</b>
15	DePaul	0-0	293
16	NC State	0-0	283
17	Iowa	0-0	262
18	Syracuse	0-0	208
19	Marquette	0-0	199
20	Duke	0-0	164
21	South Florida	0-0	159
<b>21</b>	<b>Texas A&amp;M</b>	<b>0-0</b>	<b>159</b>
23	UCLA	0-0	116
24	Miami	0-0	92
25	West Virginia	0-0	73

Receiving Votes: **Arizona State 59**; Michigan 53; Florida State 51; California 46; Central Michigan 23; **Louisiana State 19**; Kansas 14; Florida Gulf Coast 12; Minnesota 12; Washington 12; Drake 10; North Carolina 10; Illinois 9; Quinnipiac 8; Green Bay 6; Villanova 6; Jacksonville 5; Ohio State 5; Duquesne 4; **Florida 4**; **Kentucky 4**; Michigan State 3; Gonzaga 3; Buffalo 3; Boise State 2; Idaho 2; Houston 2; Princeton 2; Alabama State 2; Central Florida 1; Southern California 1.

## THE 2018 SIGNING CLASS

Signee	Pos.	Ht.	Hometown
Destinee Oberg	C	6-3	Burnsville, Minn.
Makayla Daniels	PG	5-8	Frederick, Md.
Marquesha Davis	F	6-0	Springdale, Ark.
Ginger Reece	F	5-10	Lawton, Okla.
Amber Ramirez	G	5-9	San Antonio, Texas

→ The class is ranked No. 11 by Blue Star Sports.

→ The recruiting class is ranked No. 4 in the Southeastern Conference behind powerhouses South Carolina, Tennessee and Mississippi State by All Star Girls Report. The class ranks 15th in the nation by the same service.

## THE NATION'S PREMIER WBB CONFERENCE

→ With nine national championships, 12 runner-up finishes, a nation-leading 38 Final Four appearances and 132 first-team All-America honors, the SEC stands firmly as the nation's premier intercollegiate women's basketball conference.

→ Seven SEC teams played in the NCAA Tournament and an eighth team in the WNIT in 2018.

→ Thirteen of the current SEC coaches have led teams to the NCAA Tournament, eight with their respective SEC teams.

→ Eight current SEC coaches have taken teams to the Sweet 16, seven have advanced to the Elite Eight and four have gone on to the Final Four.

→ Four current SEC coaches have been head coaches in the Final Four with two winning national championships.

## **STRONG NON-CON AS WELL**

→ In addition to the challenge of the SEC, Arkansas faces two additional NCAA Tournament teams in Arizona State and Nebraska in the non-conference portion of the schedule.

→ Iowa State, a team Arkansas plays for the first time since 1980, is this year's Big 12/SEC Chal-

lenge opponent. The Cyclones have reached the NCAA Tournament 17 times in the last 22 years.

→ Arkansas faces 14 non-conference opponents from 10 conferences ... Four of those teams finished in the top-4 in their league standings in 2018.

→ The Razorbacks have faced all 14 of this year's non-conference opponents.

→ Coach Neighbors is facing six of the non-conference foes for the first time as a head coach. They are: Northwestern State, Tennessee State, Iowa State, Tennessee Tech, Prairie View A&M and Jackson State.

→ As a program, Arkansas is 73-19 against this year's non-conference opponents.

→ Coach Neighbors is 8-6 as a HC against the non-conference schedule.

## STARTERS

Game	G	G	G	G	F
NSU	Northcross-Baker	Tolefree	Monk	Dungee	Williams
UTA	Mason	Tolefree	Monk	Dungee	Williams
ASU					
TSU					
PITT					
WISC					
ORU					
ISU					
TTU					
ACU					
PVAM					
NEB					
TUL					
JSU					
MSU					
OM					
MO					
VU					
UT					
ALA					
FLA					
GA					
SC					
LSU					
AU					
KY					
GA					
OM					
MO					
TAMU					

## LEADS AND DEFICITS

Biggest Halftime Lead	29, NSU
Biggest Halftime Lead Lost	-
Biggest Halftime Deficit	-
Biggest HT Deficit Erased	-
Biggest Overall Lead	46, NSU
Biggest Win Margin	45, NSU
Biggest Loss Margin	-
Biggest Deficit Overcome	7, UTA

## JUMP BALLS

Arkansas	1
Opponents	-1

## FIRST POINTS

Tolefree	NSU
Monk	UTA

## DOUBLE FIGURE POINTS

Tolefree	2
Dungee	2
Monk	2
Gaulden	1
Thomas	1
Williams	1
Doumbia	1

## LEADING SCORER

Tolefree	2
Monk	1

## DOUBLE FIGURES FIRST HALF

Tolefree	NSU
Dungee	UTA

## DOUBLE FIGURES/QUARTER

TBA	
-----	--

## 20/30-PLUS POINTS

TBA	
-----	--

## DOUBLE FIGURE REBOUNDS

TBA	
-----	--

## LEADING REBOUNDER

Thomas	2
Williams	1

## DOUBLE DOUBLES

TBA	
-----	--

## 5+ASSISTS/10+ ASSISTS

TBA	
-----	--

## FIRST OFF THE BENCH

Zimmerman	2
Thomas	2
Doumbia	2
Gaulden	1
Mason	1
Raven Northcross-Baker	1
A'Tyanna Gaulden	1

## CHARGES DRAWN

TBA	
-----	--

## FORCED 10 SECOND VIOLATION

2018-19	TBA
---------	-----

## FORCED SHOT CLOCK VIOLATION

2018-19	2
---------	---

## FORCED INBOUND VIOLATION

2018-19	TBA
---------	-----

## AND 1 CONVERSIONS

Gaulden	1
Doumbia	1
Tolefree	1

## AND 1 MISS

Dungee	1
Williams	1

## BUZZER BEATERS

Tolefree	UTA (game winner)
----------	-------------------

## SCORES BY QUARTERS

Opponent	1	2	3	4	OT	Total
NSU	28/14	28/13	20/19	22/17	-	98/53
UTA	15/16	21/15	17/23	13/11	-	66/65
ASU						
TSU						
PITT						
WISC						
ORU						
ISU						
TTU						
ACU						
PVAM						
NEB						
TUL						
JSU						
MSU						
OM						
MO						
VU						
UT						
ALA						
FLA						

Opponent	1	2	3	4	OT	Total
GA						
SC						
LSU						
AU						
KY						
GA						
OM						
MO						
TAMU						



## THE LAST TIME ...

## OFFENSE

Scored 110+	110, vs. Providence (11/16/98)
Scored 100+ points at home	101, Houston Baptist, 12-28-16
Scored 100+ points on the road	108, Baylor (3-6-91; SWC Tourn., Dallas)
Scored 90-99 points	98 vs. Northwestern State, 11-9-18
Scored 90+ points at home	98 vs. Northwestern State, 11-9-18
Scored 90+ points on the road	91, (91-80 Win in 3OT, 2-10-13, at Alabama)
Scored 80-89 points	88, Vanderbilt (2-28-18)
Scored 80-89 points at home	86, Mississippi Valley State (12-28-15)
Scored 80-89 points on the road	88, Vanderbilt (2-28-18) (SEC Tourn.)
Scored 70-79 points	74, at Alabama, 2-4-18
Scored 70-79 points at home	73, Ole Miss, 12-31-17
Scored 70-79 points on the road	73 at Vanderbilt, 2-25-18
Scored 60-69 points	66 at UT-Arlington, 11-14-18
Was held to 50-59	52, No. 15 Texas A&M (3-1-18) (SEC Tourn.)
Was held to 49-40	42 at No. 9 South Carolina (1-25-18)
Was held to 39-20	32, at No. 2 South Carolina (1-3-16)
Was held to 20 or less	N/A
Made 30-39 field goals	34 vs. Northwestern State, 11-9-18
Made 20-29 field goals	20, No. 15 Texas A&M (3-1-18) (SEC Tourn.)
Made 10-19 field goals	19, No. 15 Missouri, 2-12-18
Made 10 three-point field goals	11 vs. Northwestern State, 11-9-18
Did not make 3-pointer (since 1986)	0-10, at Miss State (L 44-47), 2-3-13
Made 30 free throws	38 at Florida (38-54); (2-22-04)
Made 15+ Free Throws	19 vs. Northwestern State, 11-9-18
Shot 40-49 or better	41.3 (26-63) at UT-Arlington, 11-14-18
Shot 50-59 or better	57.6 (34-59) vs. Northwestern State, 11-9-18
Shot 60 % or better	600 (36-60) vs. Ole Miss (W, 93-52; 3-3-13)
Held to less than 40 %	30.4% (21-69) vs. No. 17 Texas A&M (2-22-18)
Held to less than 30 %	24.7% (20-81) vs. No. 15 Texas A&M (SEC Tournament)
Held to less than 20 %	182 (10-55) vs. No. 6/7 Tennessee (1-8-12; L, 38-69)
Opponent shot over 50%	50.0% (33-66) vs. No. 15 Texas A&M (3-1-18) (SEC Tournament)
Held opponent to less than 40%	33.3% (19-57) vs. Northwestern State, 11-9-18
Held opponent to less than 30%	23.2% (16-69), Tulsa, 12-10-17
Opponent shot less than 20% in a half	.200 (5-25), Grambling, 12-29-14 (1st)
Had 20 or more assists in a game	27, Houston Baptist, 12-28-16

## DEFENSE

Allowed 100 points	104 vs. No. 17 Texas A&M (2-22-18)
Allowed 80-99 points	82, No. 15 Texas A&M (3-1-18) (SEC Tournament)
Allowed 70-79 points	76 Vanderbilt, 2-28-18 (SEC Tournament)
Allowed 60-69 points	65 at UT-Arlington, 11-14-18
Held opponent to 59-50 points	53 vs. Northwestern State, 11-9-18
Held opponent to 40-49 points	41, Tulsa, 12-10-17
Held opponent to 39-30	36, Northwestern State, 12-18-16
Held opponent under 45 points three cons. games	45, SHSU (11-8-13, W 81-45); 33 ORU (11-13-13, W 91-33); 45, Furman (11-16-13, W, 74-45)
Held an SEC opponent under 50 points in 3 cons. games	47, Auburn (1-29-15, W, 52-47); 42, Alabama (2-1-15, W, 53-42); #24/21 Georgia (2-9-15, W, 54-48)
Held opponent to 29 points or less	23, Binghamton, 11-30-13
Held an opponent under 15 points in a half	13, Northwestern State, 12-18-16
Held opponent under 15 field goals	14, Houston Baptist, 12-28-16
Held opponent under 15% from 3-point	14.3% (2-14), at Auburn, 1-14-18
Had 70+ rebounds	74, Mississippi Valley State (11-24-89)
Had 60-69 rebounds	61, Tulsa, 12-10-17
Had 50-59 rebounds	55, vs. NMSU, 11-25-17
Had five or more blocked shots in a game	7, Ole Miss, 12-31-17
Had 20 or more steals in a game	20, ORU (11-13-13)
Had 15 or more steals in a game	16, at Florida, 2-9-17
Had 20 or more turnovers in a game	23 at Arizona State, 12-21-17
Forced 20-25 or more Turnovers in a game	30 vs. Northwestern State, 11-9-18

## OTHER

Won an overtime game	91-80 Win in 3OT, 2-10-13, at Alabama
Lost an overtime game	Florida (71-66), 1-28-16
Won a double overtime game	73-72, vs. Florida (1-29-12)
Lost a double overtime game	N/A
Won a triple overtime game	91-80 Win in 3OT, 2-10-13, at Alabama
Played consecutive OT games	1-24-16 at Auburn (lost); 1-28-16 vs Florida (lost)
Won regular season tournament	Nugget Classic (Reno, Nev., Nov. 25-26, 2016)
Defeated ranked team	64-52, No. 24 Missouri, 1-17-16
Defeated a ranked team on the road	57-53, at #19/18 LSU, 2-23-14; 77-76, #17/16 Iowa (Las Vegas), 12-18-14
All-time SEC win streak	8 games (1-15-12: Auburn through 2-15-12: at Auburn)
All-time SEC home win streak	5 games (1-15-12: Auburn -- 2-9-12: S. Carolina)

## A RAZORBACK PLAYER ...

Scored 20-24 points	21, Devin Cosper at Alabama, 2-4-18
Scored 25-29 points	25, Kiara Williams vs. Vanderbilt, 2-28-18 (SEC Tournament)
Scored 30+ points	34, Jessica Jackson, Houston Baptist, 12-28-16
Scored 20+ points 10 times in a season	Malica Monk, 2017-18 (Samford 21, Neb. 22, ORU 24, NMSU, 22, KU 21, UTA 20, Ala. 21, FL 23, Tenn 25, 20 VU)
Double figures in 15 cons games (Season)	Jessica Jackson, 11/11/16, LSU 1-8-17
Scored 23+ points in three cons games	Jessica Jackson (24 at Georgia 1-16-14, 31 vs. Ole Miss 1-19-14, 23 at Kentucky 1-26-14)
Three players scored double figures in 1 game	at UT-Arlington, 11-14-18 (Monk, Tolefree, Dungee)
Four players scored double figures in 1 game	at Vanderbilt, 2-25-18 (Monk, Williams, Mason, Cosper)
Four players scored doubles figures for 4 cons. games	12-6-12 - 12-21-12; vs. Kansas, Furman, MVSU, and NSU
Five players scored double figures in 1 game	Vanderbilt, 2-28-18 (SEC Tournament) (Monk, Cosper, Mason, Williams, Northcross-Baker)
Seven players scored in double figures in 1 game	vs. Northwestern State, 11-9-18 (Tolefree, Gaudlen, Monk, Thomas, Doumbia, Dungee, Williams)
Made 10+ field goals in a game	11, Kiara Williams vs. Vanderbilt, 2-28-18 (SEC Tournament)
Attempted 15-19 field goals in a game	19, A'Tyanna Gaudlen at UT-Arlington, 11-14-18
Attempted 20+ field goals in a game	20, Malica Monk & Devin Cosper vs. No. 15 Texas A&M, 3-1-18 (SEC Tourn.)
Attempted 10 free throws in a game	12, Malica Monk vs. UTA, 12-17-17
Made 5 or more 3-pt FG in a game	6, Devin Cosper, No. 11 Tennessee, 2-8-18
Attempted 10+ 3-pointers in a game	10, Alexis Tolefree vs. Northwestern State, 11-9-18
Had 10-14 rebounds	10, Kiara Williams, Vanderbilt, 2-28-18 (SEC Tournament)
Had 15+ rebounds	16, Kiara Williams, Grambling State, 12-28-17
Had 10 offensive reb - Records go back to 05-06	11, Melissa Wolff vs. New Orleans (1-30-15)
Had 10 defensive reb - Records go back to 05-06	13, Devin Cosper, Alabama, 1-7-18
Had 10+ assists	10, Malica Monk, Grambling State, 12-28-17
Had 10+ assists in cons games	Jailyn Mason (11 vs. HBU, 12-28-16 and 10 at Ole Miss, 1-1-17), Calli Berna (11 vs. No. 10/8 KY 2/7/13 and 11 at UA 2/10/13)
Had 5+ blocks in a game	(3x) 5, Jessica Jackson (vs. ORU, 11-13-13); (No. 25 Vanderbilt, 2-20-14); (at Tulsa, 12-14-14)
Had 10+ blocks in a game	9, Robyn Irwin vs. SMSU, 12-19-88 (school record)
Had 5 or more steals in a game	5, Malica Monk vs. NMSU, 11-25-17
Had a double-double	Kiara Williams (15/14), at Auburn, 1-14-18
Had a double-double in two cons games	2017-18: Devin Cosper (25/14) Charlotte and (11/11) Tulsa
Had two players record a double-double	Kiara Williams (12 pts/16 reb) & Malica Monk (10 pts/10 reb), Grambling State, 12-28-17
Had seven double-doubles in a season	Devin Cosper, 2017-18 (SHSU, ORU, NMSU, Char., Tulsa, OM, AL)
Had 10+ double-doubles in a season	2006-07, Lauren Ervin (14)
Had a triple-double	14 pts, 13 reb, 12 asts, C'eira Ricketts vs. Auburn (1-18-09)

## MORE ABOUT MIKE

Hometown: Greenwood, Ark. (Greenwood HS)  
Family: Daughter Abby; Son Alec  
Alma Mater: Arkansas, 1993

## NEIGHBORS BY THE NUMBERS

112	Wins (112-58, 5 seasons)
11	Players drafted in the WNBA
10	Signed McDonalds' All-Americans
5	Years as a head coach
4	Postseason appearances
1	Final Four appearance



## LEARN MORE

Sign up for Mike Neighbors' newsletter and listen to his podcasts at [CoachNeighbors.com](http://CoachNeighbors.com)

## NABES FAVES

### TOP 10 MOVIES

1. A Few Good Men
2. The Hunt For Red October
3. The Silence Of The Lambs
4. Hoosiers
5. Pretty Woman
6. Moneyball
7. Top Gun
8. JFK
9. The Lion King
10. Purple Rain

See the entire list here: <http://imdb.to/2royaEO>

### TOP 10 SONGS

1. Sweet Child O' Mine (Guns N' Roses)
2. You Shook Me All Night Long (AC/DC)
3. Man In The Mirror (Michael Jackson)
4. Amarillo By Morning (George Strait)
5. Jessie's Girl (Rick Springfield)
6. Hysteria (Def Leppard)
7. Fishin' In The Dark (Nitty Gritty Dirt Band)
8. The Ballard of Curtis Loew (Lynyrd Skynyrd)
9. Wanted Dead Or Alive (Bon Jovi)
10. Let's Go Crazy (Prince)

### TOP 10 TV SHOWS

1. West Wing (first three seasons)
2. The Wire
3. Breaking Bad
4. Seinfeld
5. The Newsroom
6. Prison Break
7. Arrested Development
8. Game of Thrones
9. The Sopranos
10. The Goldbergs

Entire list: <http://www.imdb.com/list/ls009377912/>



# MIKE NEIGHBORS

## THE MOST INTERESTING COACH IN COLLEGE BASKETBALL

Second Season | Career Record: 113-59 (6) | Arkansas Record: 15-18 (2)

## ROOKIE NOD TO NAISMITH NOMINEE

In four short years Mike Neighbors went from a Spalding Maggie Dixon Division I Rookie Coach of the Year nominee in 2014, to a Naismith Women's College Coach of the Year national semifinalist in 2017.

Neighbors guided UW to an historic campaign in 2016-17 leading the Huskies to 27 wins, it's second most in program history, and he was just one shy of the all-time a school record set in 1990 (28).

Picked to place third in the Pac-12 in the preseason poll, UW tied for second in the league with a 15-3 record, it's best conference finish since 2003. The Huskies' 15 conference wins tied for third most in program history. Washington, who entered conference play with the program-best 12 non-conference wins, clinched its first-ever bye in the first round of the Pac-12 Tournament. Washington put together an 11-game win streak and a six-game win streak in Pac-12 play in 2016-17.

## TIMELINE

- Bentonville HS Head Coach 1994-98
- Cabot HS Head Coach 1998-99
- Arkansas Director of Ops 1999-01
- Tulsa Univ. Assistant Coach 2001-05
- Univ. of Colorado Assistant Coach 2005-06
- Univ. of Arkansas Assistant Coach 2006-07
- Xavier Assistant Coach 2007-2011
- Univ. of Washington Assistant Coach 2011-13
- Univ. of Washington Head Coach 2013-17
- Univ. of Arkansas Head Coach 2017-present

## COACHING AT MY ALMA MATER

- Mike Neighbors Arkansas, 1993
- Holly Warlick Tennessee, 1981

A couple of other coaches have SEC ties. Joni Taylor is the head coach at Georgia and a 2002 graduate of Alabama. Matthew Mitchell is a 1995 graduate of Mississippi State and is the head coach at Kentucky. Nikki Fargas graduated from Tennessee in 1994 and is the head coach at LSU. Vic Schaefer is the head coach at Mississippi State and a 1984 graduate of Texas A&M.

## COACHING HISTORY

### University of Washington

Year	Overall	Pac-12	Finish
2013-14	20-14b (.588)	10-8 (.556)	6
2014-15	23-10 (.697)	11-7 (.611)	5
2015-16	26-11 (.703)	11-7 (.611)	5
2016-17	29-6 (.829)	15-3 (.833)	T-2

### University of Arkansas

Year	Overall	SEC	Finish
2017-18	13-18 (.419)	3-13 (.188)	T-11
2018-19	2-0 (1.000)	0-0	TBA

Totals 113-59 (.657) 50-38 (.590) 6 yrs

## PLAYER DEVELOPMENT

YEAR	UNIVERSITY	PLAYER	ROUND	OVERALL	TEAM NOTE
2017	Washington	Kelsey Plum	1	1	San Antonio Spurs ! @
	Washington	Chantel Osahor	2	21	Chicago Sky ! @
2016	Washington	Talia Walton	3	29	Los Angeles Sparks ! @
2011	Xavier	Amber Harris	1	4	Minnesota Lynx #
	Xavier	Ta'Shia Phillips	1	8	Atlanta Dream #
	TAMU/UAFS	Tanisha Smith	2	22	Seattle Storm #
	Colorado	Brittany Spears	2	19	Phoenix Mercury *
2009	Arkansas	Shameka Christon	1	5	New York Liberty #
2008	Arkansas	Lauren Ervin	3	37	Connecticut Sun #
2006	Tulsa	Megan Moody	-	-	Houston Comets
					Free Agent #
2003	Tulsa	Allison Curtin	1	12	Houston Comets ! #
	Arkansas	Dana Cherry	2	23	Traded to Detroit Shock
					Charlotte Sting

\*-Recruited but did not coach

!-At the school when player was drafted

@-Worked with player as a head coach

#-Worked with player as an assistant coach

\$-Worked with player as other (GA, etc)

## COACHING DEVELOPMENT

Coach	w/Nabes	Now
Fred Castro	'14, '15, '16	HC Eastern Michigan
Adia Barnes	'14, '15	HC Arizona
Adam Call	'14	AC Eastern Michigan
Morgan Valley	'16	AC Arizona
Todd Schaefer	'16	AC Arkansas
Jasmine Lister	'16	AC DePaul

## THE MOST INTERESTING MAN IN COLLEGE BASKETBALL

→ Grew up with a "Big Touk": Coach is lactose intolerant and often had Coke in his bottle.

→ Blueberry Please: When he got old enough to make his own breakfast, Pop Tarts were a regular. He liked the chocolate ones as a kid but prefers frosted blueberry now.

→ Movies: His expansive movie collection includes digital, disk and VHS copies. Did you know he used to work at BlockBuster?

→ Lunch Boxes: Coach collects tin lunch boxes and has them displayed in his home. His first lunch box had KISS on it. He got it in second grade.

→ Athens City Champion: Coach stumbled upon a dart tournament while on a trip to Athens, Georgia. He joined in and was one of the two-man winning team.



## IT'S BIGGER THAN THE GAME

Mike Neighbors continued his support of breast cancer awareness this year serving as a Koman Ozarks Big Wig. He headlined a team tasked to raise both money and awareness for and of breast cancer.

Former Razorback India Lewis (1999-2003) lost her battle with breast cancer in August 2018. She was just 36 years old.

## NEIGHBORS VERSUS ...

Abilene Christian	1	0	Oklahoma	1	2
Alabama	1	1	Ole Miss	1	0
Arizona State	2	5	Oral Roberts	1	0
Arizona	6	0	Oregon State	1	6
Auburn	1	0	Oregon	5	3
Boise State	1	0	Pennsylvania	1	0
BYU	1	0	Pittsburgh	1	0
California	4	3	Portland	3	1
Charlotte	1	0	Prairie View A&M	TBA	
Colorado State	1	0	Saint Mary's	0	1
Colorado	9	0	Sam Houston State	1	0
CSUN	1	0	Samford	1	0
DePaul	0	1	San Diego State	2	0
Eastern Washington	1	0	San Diego	1	0
Florida State	1	0	Santa Clara	1	0
Florida	0	1	Savannah State	1	0
Fresno State	2	0	Seattle	4	0
Furman	1	0	South Carolina	0	1
Georgia	0	1	South Dakota	2	0
Grambling State	2	0	Stanford	3	5
Grand Canyon	1	0	Syracuse	0	2
Hartford	1	0	Tennessee	0	1
Hawai'i	1	0	Tennessee Tech	TBA	
Houston	1	0	Texas A&M	1	3
Idaho	1	0	Texas Tech	1	0
Iowa State	TBA		TULSA	1	0
Jackson State	TBA		UC Irvine	1	0
Kansas	0	1	UC Riverside	2	0
Kentucky	1	2	UCLA	4	2
Louisiana-Monroe	1	0	USC	6	0
LSU	0	1	Utah	7	3
Maryland	1	0	UT-Arlington	1	0
Miami	0	1	UTEP	0	2
Mississippi State	0	2	Vanderbilt	1	1
Missouri	1	2	Washington State	5	3
Montana State	2	0	Weber State	1	0
Nebraska	0	1	Wisconsin	1	0
New Mexico State	1	0	Yale	1	0
Notre Dame	0	1	TOTALS	111	59



**Mike Neighbors**

@coachneighbors

Replying to @RazorbackWBB

While we will be fighting for all, #21 India Lewis, will never be forgotten by the Razorbacks.

8:20am · 5 Sep 2018 · Twitter for iPhone

000101 | @Raz0rbackWBB - 11

## 0 A'TYANNA GAULDEN

Stat	'18-'19	Career
Double Figure Pts	1	1
Double Figure Rebs		
Double-Doubles		
5 + Assists		
5 + Blocks		
5 + Steals		
Led Team in Pts		
Led Team in Reb		
20 + Points		

## 1 RAVEN NORTHCROSS-BAKER

Stat	'17-'18	'18-'19	Career
Double Figure Pts	3	-	3
Double Figure Rebs			
Double-Doubles			
5 + Assists			
5 + Blocks			
5 + Steals			
Led Team in Pts			
Led Team in Reb			
20 + Points	1	-	1

## 2 ALEXIS TOLEFREE

Stat	'16-'17	'17-'18	'18-'19	Career
Double Figure Pts		26	2	2
Double Figure Rebs		-		
Double-Doubles		-		
5 + Assists		3		
5 + Blocks		-		
5 + Steals		3		
Led Team in Pts		-	2	2
Led Team in Reb				
20 + Points		18		
30/40/50+ Points		1/1/1		

## 3 MALICA MONK

Stat	'15-'16	'16-'17	'17-'18	'18-'19	Career
Double Figure Pts	3	13	27	2	46
Double Figure Rebs					
Double-Doubles (pts/ast)	-	-	1	-	1
5 + Assists	3	4	11	-	18
5 + Blocks					
5 + Steals	-	2	-	-	2
Led Team in Pts	-	-	-	1	1
Led Team in Reb					
20 + Points	-	-	9	-	9

## 10 KIARA WILLIAMS

Stat	'16-'17	'17-'18	'18-'19	Career
Double Figure Pts	-	11	1	12
Double Figure Rebs	-	7	-	7
Double-Doubles (pts/reb)	-	3	-	3
5 + Assists				
5 + Blocks				
5 + Steals				
Led Team in Pts				
Led Team in Reb				
20 + Points				

## 13 GRAYCE SPANGLER

Stat	'17-'18	'18-'19	Career
Double Figure Pts			
Double Figure Rebs			
Double-Doubles			
5 + Assists			
5 + Blocks			
5 + Steals			
Led Team in Pts			
Led Team in Reb			
20 + Points			

## 14 JAILYN MASON

Stat	'16-'17	'17-'18	'18-'19	Career
Double Figure Pts	10	19	-	29
Double Figure Rebs				
Double-Doubles (pts/ast)	2	-	-	2
5 + Assists	6	5	-	11
5 + Blocks				
5 + Steals				
Led Team in Pts				
Led Team in Reb				
20 + Points				

## 20 SYDNEY STOUT

Stat	'16-'17	'17-'18	'18-'19	Career
Double Figure Pts				
Double Figure Rebs				
Double-Doubles				
5 + Assists				
5 + Blocks				
5 + Steals				
Led Team in Pts				
Led Team in Reb				
20 + Points				

## 22 BAILEY ZIMMERMAN

Stat	'15-'16	'16-'17	'17-'18	'18-'19	Career
Double Figure Pts	-	2	5	-	7
Double Figure Rebs					
Double-Doubles					
5 + Assists					
5 + Blocks					
5 + Steals					
Led Team in Pts					
Led Team in Reb					
20 + Points					

## 23 AMBER RAMIREZ

Stat	'16-'17	'17-'18	'18-'19	Career
Double Figure Pts	7	18	RS	
Double Figure Rebs	-	-		
Double-Doubles	-	-		
5 + Assists	2	7		
5 + Blocks	-	-		
5 + Steals	-	-		
Led Team in Pts	NA	NA		
Led Team in Reb	-	-		
20 + Points	-	3		
30+ Points	-	1		

## 24 TAYLAH THOMAS

Stat	'17-'18	'18-'19	Career
Double Figure Pts	1	1	2
Double Figure Rebs	1	-	1
Double-Doubles			
5 + Assists			
5 + Blocks			
5 + Steals			
Led Team in Pts			
Led Team in Reb			
20 + Points			

## 30 MACY WEAVER

Stat	'17-'18	'18-'19	Career
Double Figure Pts			
Double Figure Rebs			
Double-Doubles			
5 + Assists			
5 + Blocks			
5 + Steals			
Led Team in Pts			
Led Team in Reb			
20 + Points			

## 33 CHELSEA DUNGEE

Stat	'18-'19	Career
Double Figure Pts	1	1
Double Figure Rebs		
Double-Doubles		
5 + Assists		
5 + Blocks		
5 + Steals		
Led Team in Pts		
Led Team in Reb		
20 + Points		

## 52 ROKIA DOUMBIA

Stat	'18-'19	Career
Double Figure Pts	1	1
Double Figure Rebs		
Double-Doubles		
5 + Assists		
5 + Blocks		
5 + Steals		
Led Team in Pts		
Led Team in Reb		
20 + Points		

Career at Arkansas only





**@RazorbackWBB STATISTICS**  
**AR Combined Team Statistics (as of Nov 14, 2018)**  
**All games**



RECORD:	OVERALL	HOME	AWAY	NEUTRAL
ALL GAMES	2-0	1-0	1-0	0-0
CONFERENCE	0-0	0-0	0-0	0-0
NON-CONFERENCE	2-0	1-0	1-0	0-0

##	Player	gp-gs	min	avg	Total		3-Point		F-Throw		Rebounds				pf	dq	a	to	blk	stl	pts	avg
					fg-fga	fg%	3fg-fga	3fg%	ft-fa	ft%	off	def	tot	avg								
02	TOLEFREE, Alexis	2-2	57	28.5	11-30	.367	8-19	.421	7-9	.778	1	6	7	3.5	0	0	0	4	1	5	37	18.5
03	MONK, Malica	2-2	51	25.5	11-20	.550	2-5	.400	6-12	.500	3	5	8	4.0	6	0	7	7	0	3	30	15.0
33	DUNGEE, Chelsea	2-2	48	24.0	10-17	.588	4-5	.800	3-5	.600	2	4	6	3.0	7	1	4	5	1	0	27	13.5
00	GAULDEN, A'Tyanna	2-0	28	14.0	7-10	.700	0-0	.000	4-7	.571	0	5	5	2.5	1	0	4	7	0	2	18	9.0
10	WILLIAMS, Kiara	2-2	37	18.5	7-11	.636	0-0	.000	0-1	.000	7	8	15	7.5	4	0	1	4	2	1	14	7.0
24	THOMAS, Taylah	2-0	39	19.5	5-9	.556	0-0	.000	3-8	.375	7	11	18	9.0	1	0	0	2	0	4	13	6.5
52	DOUMBIA, Rokia	2-0	21	10.5	4-7	.571	1-2	.500	2-3	.667	0	1	1	0.5	3	0	0	1	0	2	11	5.5
22	ZIMMERMAN, Bailey	2-0	38	19.0	3-7	.429	1-4	.250	1-4	.250	3	6	9	4.5	2	0	1	1	2	0	8	4.0
14	MASON, Jailyn	2-1	42	21.0	1-5	.200	0-1	.000	2-2	1.000	0	5	5	2.5	4	0	6	3	1	3	4	2.0
01	NORTHCROSS-BAKE	2-1	26	13.0	1-5	.200	0-2	.000	0-0	.000	1	3	4	2.0	3	0	3	1	0	1	2	1.0
20	STOUT, Sydney	1-0	4	4.0	0-0	.000	0-0	.000	0-0	.000	0	0	0	0.0	1	0	0	0	0	0	0	0.0
30	WEAVER, Macy	1-0	4	4.0	0-0	.000	0-0	.000	0-0	.000	0	0	0	0.0	1	0	0	0	0	0	0	0.0
13	SPANGLER, Grayce	1-0	5	5.0	0-1	.000	0-1	.000	0-0	.000	0	0	0	0.0	2	0	0	0	0	0	0	0.0
Team											0	2	2									
Total.....		2	400		60-122	.492	16-39	.410	28-51	.549	24	56	80	40.0	35	1	26	35	7	21	164	82.0
Opponents.....		2	398		44-129	.341	15-36	.417	15-24	.625	26	47	73	36.5	46	0	32	45	5	22	118	59.0

TEAM STATISTICS	AR	OPP
SCORING	164	118
Points per game	82.0	59.0
Scoring margin	+23.0	-
FIELD GOALS-ATT	60-122	44-129
Field goal pct	.492	.341
3 POINT FG-ATT	16-39	15-36
3-point FG pct	.410	.417
3-pt FG made per game	8.0	7.5
FREE THROWS-ATT	28-51	15-24
Free throw pct	.549	.625
F-Throws made per game	14.0	7.5
REBOUNDS	80	73
Rebounds per game	40.0	36.5
Rebounding margin	+3.5	-
ASSISTS	26	32
Assists per game	13.0	16.0
TURNOVERS	35	45
Turnovers per game	17.5	22.5
Turnover margin	+5.0	-
Assist/turnover ratio	0.7	0.7
STEALS	21	22
Steals per game	10.5	11.0
BLOCKS	7	5
Blocks per game	3.5	2.5
ATTENDANCE	5497	1081
Home games-Avg/Game	1-5497	1-1081
Neutral site-Avg/Game	-	0-0

Date	Opponent		Score	Att.
11/09/18	NORTHWESTERN STATE	w	98-53	5497
11/14/18	at UT Arlington	w	66-65	1081

\* - Conference game

Score by Periods	1st	2nd	3rd	4th	Totals
AR	43	49	37	35	164
Opponents	30	28	32	28	118



@RazorbackWBB STATISTICS  
AR Game-by-Game Highs (as of Nov 14, 2018)  
All games



Opponent	Date	Score	Points	Rebounds	Assists	Steals	Blocked shots
NORTHWESTERN STATE	11/09/18	98-53	19-TOLEFREE, Alexis	9-THOMAS, Taylah WILLIAMS, Kiara	4-MONK, Malica MASON, Jailyn	3-THOMAS, Taylah	1-ZIMMERMAN, Bail WILLIAMS, Kiara MASON, Jailyn
at UT Arlington	11/14/18	66-65	18-TOLEFREE, Alexis MONK, Malica	9-THOMAS, Taylah	3-MONK, Malica	3-MASON, Jailyn TOLEFREE, Alexis	1-DUNGEE, Chelsea ZIMMERMAN, Baile WILLIAMS, Kiara TOLEFREE, Alexis



@RazorbackWBB STATISTICS  
AR Category Leaders (as of Nov 14, 2018)  
All games

Points	G	Pts	Pts/G
TOLEFREE, Alexis	2	37	18.5
MONK, Malica	2	30	15.0
DUNGEE, Chelsea	2	27	13.5
GAULDEN, A'Tyanna	2	18	9.0
WILLIAMS, Kiara	2	14	7.0
THOMAS, Taylah	2	13	6.5
DOUMBIA, Rokia	2	11	5.5
ZIMMERMAN, Bailey	2	8	4.0
MASON, Jailyn	2	4	2.0
NORTHCROSS-BAKER, Ra	2	2	1.0

FG Percentage	FG	Att	Pct
GAULDEN, A'Tyanna	7	10	.700
WILLIAMS, Kiara	7	11	.636
DUNGEE, Chelsea	10	17	.588
DOUMBIA, Rokia	4	7	.571
THOMAS, Taylah	5	9	.556
MONK, Malica	11	20	.550
ZIMMERMAN, Bailey	3	7	.429
TOLEFREE, Alexis	11	30	.367
MASON, Jailyn	1	5	.200
NORTHCROSS-BAKER, Ra	1	5	.200
SPANGLER, Grayce	0	1	.000

3-Point Percentage	3FG	Att	Pct
DUNGEE, Chelsea	4	5	.800
DOUMBIA, Rokia	1	2	.500
TOLEFREE, Alexis	8	19	.421
MONK, Malica	2	5	.400
ZIMMERMAN, Bailey	1	4	.250
SPANGLER, Grayce	0	1	.000
MASON, Jailyn	0	1	.000
NORTHCROSS-BAKER, Ra	0	2	.000

Free Throw Percent	FG	Att	Pct
MASON, Jailyn	2	2	1.000
TOLEFREE, Alexis	7	9	.778
DOUMBIA, Rokia	2	3	.667
DUNGEE, Chelsea	3	5	.600
GAULDEN, A'Tyanna	4	7	.571
MONK, Malica	6	12	.500
THOMAS, Taylah	3	8	.375
ZIMMERMAN, Bailey	1	4	.250
WILLIAMS, Kiara	0	1	.000

Scoring Average	G	Pts	Avg/G
TOLEFREE, Alexis	2	37	18.5
MONK, Malica	2	30	15.0
DUNGEE, Chelsea	2	27	13.5
GAULDEN, A'Tyanna	2	18	9.0
WILLIAMS, Kiara	2	14	7.0
THOMAS, Taylah	2	13	6.5
DOUMBIA, Rokia	2	11	5.5
ZIMMERMAN, Bailey	2	8	4.0
MASON, Jailyn	2	4	2.0
NORTHCROSS-BAKER, Ra	2	2	1.0
WEAVER, Macy	1	0	0.0
SPANGLER, Grayce	1	0	0.0
STOUT, Sydney	1	0	0.0

Field Goal Attempts	G	Att	Att/G
TOLEFREE, Alexis	2	30	15.0
MONK, Malica	2	20	10.0
DUNGEE, Chelsea	2	17	8.5
WILLIAMS, Kiara	2	11	5.5
GAULDEN, A'Tyanna	2	10	5.0

Field Goals Made	G	Made	Made/G
TOLEFREE, Alexis	2	11	5.5
MONK, Malica	2	11	5.5
DUNGEE, Chelsea	2	10	5.0
GAULDEN, A'Tyanna	2	7	3.5
WILLIAMS, Kiara	2	7	3.5

3-Point FG Attempts	G	Att	Att/G
TOLEFREE, Alexis	2	19	9.5
MONK, Malica	2	5	2.5
DUNGEE, Chelsea	2	5	2.5
ZIMMERMAN, Bailey	2	4	2.0
DOUMBIA, Rokia	2	2	1.0
NORTHCROSS-BAKER, Ra	2	2	1.0

3-Point FG Made	G	Made	Made/G
TOLEFREE, Alexis	2	8	4.0
DUNGEE, Chelsea	2	4	2.0
MONK, Malica	2	2	1.0
DOUMBIA, Rokia	2	1	0.5
ZIMMERMAN, Bailey	2	1	0.5

Free Throw Attempts	G	Att	Att/G
MONK, Malica	2	12	6.0
TOLEFREE, Alexis	2	9	4.5
THOMAS, Taylah	2	8	4.0
GAULDEN, A'Tyanna	2	7	3.5
DUNGEE, Chelsea	2	5	2.5

Free Throws Made	G	Made	Made/G
TOLEFREE, Alexis	2	7	3.5
MONK, Malica	2	6	3.0
GAULDEN, A'Tyanna	2	4	2.0
DUNGEE, Chelsea	2	3	1.5
THOMAS, Taylah	2	3	1.5



**@RazorbackWBB STATISTICS**  
AR Category Leaders (as of Nov 14, 2018)  
All games

Rebounds	G	Reb	Reb/G
THOMAS, Taylah	2	18	9.0
WILLIAMS, Kiara	2	15	7.5
ZIMMERMAN, Bailey	2	9	4.5
MONK, Malica	2	8	4.0
TOLEFREE, Alexis	2	7	3.5

Rebound Average	G	Reb	Avg/G
THOMAS, Taylah	2	18	9.0
WILLIAMS, Kiara	2	15	7.5
ZIMMERMAN, Bailey	2	9	4.5
MONK, Malica	2	8	4.0
TOLEFREE, Alexis	2	7	3.5

Offensive Rebounds	G	No.	Avg/G
THOMAS, Taylah	2	7	3.5
WILLIAMS, Kiara	2	7	3.5
MONK, Malica	2	3	1.5
ZIMMERMAN, Bailey	2	3	1.5
DUNGEE, Chelsea	2	2	1.0

Defensive Rebounds	G	No.	Avg/G
THOMAS, Taylah	2	11	5.5
WILLIAMS, Kiara	2	8	4.0
ZIMMERMAN, Bailey	2	6	3.0
TOLEFREE, Alexis	2	6	3.0
GAULDEN, A'Tyanna	2	5	2.5
MONK, Malica	2	5	2.5
MASON, Jailyn	2	5	2.5

Fouls	G	No.	Per/G
DUNGEE, Chelsea	2	7	3.5
MONK, Malica	2	6	3.0
MASON, Jailyn	2	4	2.0
WILLIAMS, Kiara	2	4	2.0
NORTHCROSS-BAKER, Ra	2	3	1.5
DOUMBIA, Rokia	2	3	1.5

Foulouts	G	No.
DUNGEE, Chelsea	2	1

Assists	G	No.	Ast/G
MONK, Malica	2	7	3.5
MASON, Jailyn	2	6	3.0
GAULDEN, A'Tyanna	2	4	2.0
DUNGEE, Chelsea	2	4	2.0
NORTHCROSS-BAKER, Ra	2	3	1.5

Steals	G	No.	Stl/G
TOLEFREE, Alexis	2	5	2.5
THOMAS, Taylah	2	4	2.0
MASON, Jailyn	2	3	1.5
MONK, Malica	2	3	1.5
GAULDEN, A'Tyanna	2	2	1.0
DOUMBIA, Rokia	2	2	1.0

Blocked Shots	G	No.	Blk/G
WILLIAMS, Kiara	2	2	1.0
ZIMMERMAN, Bailey	2	2	1.0
MASON, Jailyn	2	1	0.5
DUNGEE, Chelsea	2	1	0.5
TOLEFREE, Alexis	2	1	0.5

Minutes	G	No.	Min/G
TOLEFREE, Alexis	2	57	28.5
MONK, Malica	2	51	25.5
DUNGEE, Chelsea	2	48	24.0
MASON, Jailyn	2	42	21.0
THOMAS, Taylah	2	39	19.5

Turnovers	G	No.	TO/G
GAULDEN, A'Tyanna	2	7	3.5
MONK, Malica	2	7	3.5
DUNGEE, Chelsea	2	5	2.5
WILLIAMS, Kiara	2	4	2.0
TOLEFREE, Alexis	2	4	2.0





@RazorbackWBB STATISTICS  
AR Team Game-by-Game Comparison (as of Nov 16, 2018)  
All games



Opponent	1st	2nd	Score	Mar	Total FG	FG Pct	3-Pointers	3FG Pct	Free Throws	FT Pct	Rebounds	Assist	T/Over	Block	Steal	Fouls	
NORTHWESTERN STATE	56/27	42/26	98-53	+45	34-59/19-57	.576/.333	11-23/8-21	.478/.381	19-33/7-12	.576/.583	38/34	+4	18/14	16/30	3/1	11/10	15/27
UT Arlington	36/31	30/34	66-65	+1	26-63/25-72	.413/.347	5-16/7-15	.313/.467	9-18/8-12	.500/.667	42/39	+3	8/18	19/15	4/4	10/12	20/19

Note: Game totals are displayed in the format TEAM/OPPONENT for each category



@RazorbackWBB STATISTICS  
AR Points-Rebounds-Assists (as of Nov 14, 2018)  
All games

Opponent	Date	Score	00	01	02	03	10	13	14	20	22
			GAULDEN,A'	NORTHCROS	TOLEFREE,A	MONK,MALIC	WILLIAMS,K	SPANGLER,	MASON,JAIL	STOUT,SYDN	ZIMMERMAN, I
NSU	11/09/18	98-53 w	16-2-3	0-1-2	19-3-0	12-0-4	10-9-1	0-0-0	4-4-4	0-0-0	4-4-1
at UTA	11/14/18	66-65 w	2-3-1	2-3-1	18-4-0	18-8-3	4-6-0	DNP	0-1-2	DNP	4-5-0

Opponent	Date	Score	52
			DOUMBIA,R
NSU	11/09/18	98-53 w	11-1-0
at UTA	11/14/18	66-65 w	0-0-0

**0 A'Tyanna Gaulden | So. | 5-7 | G | Ocilla, Ga. (Americus Sumter HS) | Florida State**
**SEASON HIGHS**

Points	16	NSU	11-9-18
FG Made	6	NSU	11-9-18
FG Att	7	NSU	11-9-18
3FG Made			
3FG Att			
FT Made	4	NSU	11-9-18
FT Att	7	NSU	11-9-18
Off. Reb.			
Def. Reb.	3	at UTA	11-14-18
Rebounds	3	at UTA	11-14-18
Assists	3	NSU	11-9-18
Blocks			
Steals	2	NSU	11-9-18
Minutes	17	NSU	11-9-18

**CAREER HIGHS**

Points	16	NSU	11-9-18
FG Made	6	NSU	11-9-18
FG Att	7	NSU	11-9-18
3FG Made			
3FG Att			
FT Made	4	NSU	11-9-18
FT Att	7	NSU	11-9-18
Off. Reb.			
Def. Reb.	3	at UTA	11-14-18
Rebounds	3	at UTA	11-14-18
Assists	3	NSU	11-9-18
Blocks			
Steals	2	NSU	11-9-18
Minutes	17	NSU	11-9-18

\*Most Recent

**2018-19 GAME-BY-GAME**

Opponent	M	FG	3P	FT	REB	A	TO	B	S	PT
NSU	17	6	0	4	2	3	4	0	2	16
at UTA	10	1	0	0	3	1	3	0	0	2
Arizona St.										
Tenn. State										
Pittsburgh										
Wisconsin										
ORU										
Iowa State										
Tenn. Tech										
ACU										
Prairie View										
Nebraska										
Tulsa										
Jackson St										
Miss State										
Ole Miss										
Missouri										
Vanderbilt										
Tennessee										
Alabama										
Florida										
Georgia										
S. Carolina										
LSU										
Auburn										
Kentucky										
Georgia										
Ole Miss										
Missouri										
Texas A&M										
SEC Tournament										

**NOTES**

- One of seven players in double figures in the season opener with 16 points versus Northwestern State.
- Redshirted the 2017-18 season due to NCAA transfer rules.
- Played in 21 games averaging 1.1 ppg, 0.6 rpg and 1.0 apg in 5.7 minutes per game at FSU.
- As a prep player, was ranked sixth among all guard in the ESPNW 2016 recruiting class and was No. 23 overall ... Five-star player who earned Atlanta Journal Constitution Player of the Year after her senior season.

**CAREER STATISTICS**

Year	GP-GS	Min	Avg	FG	Total FGA	Pct	3-Point FG	3-Point FGA	3-Point Pct	F-Throw FT	F-Throw FTA	Pct	Off	Rebounds Def	Rebounds Tot	Avg	PF	FO	Ast	TO	Blk	Stl	Pts	Avg
2015-16*	21-0	119	5.7	7	15	.467	0	0	.000	9	14	.643	2	10	12	0.6	24	1	22	15	0	13	23	1.1
2018-19**	2-0	28	14.0	7	10	.700	0	0	.000	4	7	.571	0	5	5	2.5	1	0	4	7	0	2	18	9.0
<b>Totals</b>	<b>2-0</b>	<b>28</b>	<b>14.0</b>	<b>7</b>	<b>10</b>	<b>.700</b>	<b>0</b>	<b>0</b>	<b>.000</b>	<b>4</b>	<b>7</b>	<b>.571</b>	<b>0</b>	<b>5</b>	<b>5</b>	<b>2.5</b>	<b>1</b>	<b>0</b>	<b>4</b>	<b>7</b>	<b>0</b>	<b>2</b>	<b>18</b>	<b>9.0</b>

\*at Florida State | \*\*Totals from Arkansas only

**1 Raven Northcross Baker | Sr. | 5-9 | G | Malvern, Ark. (Malvern HS) | Chipola Junior College**
**SEASON HIGHS**

Points	2	at UTA	11-14-18
FG Made	1	at UTA	11-14-18
FG Att	5	at UTA	11-14-18
3FG Made	-		
3FG Att	2	at UTA	11-14-18
FT Made			
FT Att			
Off. Reb.	1	NSU	11-9-18
Def. Reb.	3	at UTA	11-14-18
Rebounds	3	at UTA	11-14-18
Assists	2	NSU	11-9-18
Blocks			
Steals	1	NSU	11-9-18
Minutes	16	NSU	11-9-18

**CAREER HIGHS (AT ARKANSAS)**

Points	22	UTA	12-17-17
FG Made	8	UTA	12-17-17
FG Att	13	Vanderbilt	2-28-18
3FG Made	6	UTA	12-17-17
3FG Att	12	Vanderbilt	2-28-18
FT Made	7	ACU	11-29-17
FT Att	8	ACU	11-29-17
Off. Reb.	3	Grambling	12-18-17
Def. Reb.	7	Tulsa	12-10-17
Rebounds	9	Tulsa	12-10-17
Assists	7	Vanderbilt	2-28-18
Blocks	1	at #9 SC	1-25-18*
Steals	3	UTA	12-17-17
Minutes	29	Florida	1-18-18

\*Most Recent

**2018-19 GAME-BY-GAME**

Opponent	M	FG	3P	FT	REB	A	TO	B	S	PT
NSU	16	0	0	0	1	2	1	0	1	0
at UTA	10	1	0	0	3	1	0	0	0	2
Arizona St.										
Tenn. State										
Pittsburgh										
Wisconsin										
ORU										
Iowa State										
Tenn. Tech										
ACU										
Prairie View										
Nebraska										
Tulsa										
Jackson St										
Miss State										
Ole Miss										
Missouri										
Vanderbilt										
Tennessee										
Alabama										
Florida										
Georgia										
S. Carolina										
LSU										
Auburn										
Kentucky										
Georgia										
Ole Miss										
Missouri										
Texas A&M										
SEC Tournament										

**NOTES**

- Three games in double figures as a junior.
- Ten games with two or more 3-point field goals.
- Arkansas Athletics Department Honor Roll (3.0-3.49 GPA) | Fall 2017.
- 17 points in exhibition (2017) including 12 points in the first quarter.
- Had her first 20+ point game as a Razorback with 22 points against UTA.

**CAREER STATISTICS**

Year	GP-GS	Min	Avg	FG	Total FGA	Pct	3-Point FG	3-Point FGA	3-Point Pct	F-Throw FT	F-Throw FTA	Pct	Off	Rebounds Def	Rebounds Tot	Avg	PF	FO	Ast	TO	Blk	Stl	Pts	Avg
2015-16*	26-14	69	2.7	97	229	.424	58	149	.389	21	33	.636	47	39	86	3.3	6	-	46	32	-	58	273	10.5
2016-17*	33-33	210	6.4	171	433	.395	77	247	.312	54	83	.651	74	77	151	4.6	9	-	77	44	3	56	473	14.3
<b>Totals*</b>	<b>59-47</b>	<b>279</b>	<b>4.7</b>	<b>268</b>	<b>662</b>	<b>.405</b>	<b>135</b>	<b>396</b>	<b>.341</b>	<b>75</b>	<b>116</b>	<b>.647</b>	<b>121</b>	<b>116</b>	<b>237</b>	<b>4.0</b>	<b>15</b>	<b>-</b>	<b>123</b>	<b>76</b>	<b>3</b>	<b>114</b>	<b>746</b>	<b>12.6</b>
2017-18	31-1	603	19.5	57	193	.295	37	137	.270	22	33	.667	32	50	82	2.6	47	1	50	28	4	18	173	5.6
2018-19	2-1	26	13.0	1	5	.200	0	2	.000	0	0	.000	1	3	4	2.0	3	0	3	1	0	1	2	1.0
<b>TOTAL</b>	<b>33-2</b>	<b>629</b>	<b>19.1</b>	<b>58</b>	<b>198</b>	<b>.293</b>	<b>37</b>	<b>139</b>	<b>.266</b>	<b>22</b>	<b>33</b>	<b>.667</b>	<b>33</b>	<b>53</b>	<b>86</b>	<b>2.6</b>	<b>50</b>	<b>1</b>	<b>53</b>	<b>29</b>	<b>4</b>	<b>19</b>	<b>175</b>	<b>5.3</b>

\*At Chipola Junior College \*\*Totals are from Arkansas only.

## 2 Alexis Tolefree | Jr. | 5-8 | G | Conway, Ark. (Conway HS) | Jones County JC



### SEASON HIGHS

Points	19	NSU	11-9-18
FG Made	6	at UTA	11-14-18
FG Att	19	at UTA	11-14-18
3FG Made	5	NSU	11-9-18
3FG Att	11	NSU	11-9-18
FT Made	4	NSU	11-9-18
FT Att	6	NSU	11-9-18
Off. Reb.	1	at UTA	11-14-18
Def. Reb.	3	at UTA	11-14-18*
Rebounds	4	at UTA	11-14-18
Assists			
Blocks	1	at UTA	11-14-18
Steals	3	at UTA	11-14-18
Minutes	36	at UTA	11-14-18

### CAREER HIGHS

Points	19	NSU	11-9-18
FG Made	6	at UTA	11-14-18
FG Att	19	at UTA	11-14-18
3FG Made	5	NSU	11-9-18
3FG Att	11	NSU	11-9-18
FT Made	4	NSU	11-9-18
FT Att	6	NSU	11-9-18
Off. Reb.	1	at UTA	11-14-18
Def. Reb.	3	at UTA	11-14-18*
Rebounds	4	at UTA	11-14-18
Assists			
Blocks	1	at UTA	11-14-18
Steals	3	at UTA	11-14-18
Minutes	36	at UTA	11-14-18

\*Most Recent

### 2018-19 GAME-BY-GAME

Opponent	M	FG	3P	FT	REB	A	TO	B	S	PT
NSU	21	5	5	4	3	0	3	0	2	19
at UTA	36	6	3	3	4	0	1	1	3	18
Arizona St.										
Tenn. State										
Pittsburgh										
Wisconsin										
ORU										
Iowa State										
Tenn. Tech										
ACU										
Prairie View										
Nebraska										
Tulsa										
Jackson St										
Miss State										
Ole Miss										
Missouri										
Vanderbilt										
Tennessee										
Alabama										
Florida										
Georgia										
S. Carolina										
LSU										
Auburn										
Kentucky										
Georgia										
Ole Miss										
Missouri										
Texas A&M										
SEC Tournament										

### NOTES

- Began Arkansas career with 19 points in season opening game win.
- Two-Time Junior College All American.
- Scored 50 points (16-26) vs. Copiah-Lincoln ... 42 points at Meridian (16-22) and 31 points vs. Copiah-Lincoln (8-22, 5-14, 10-10) in 2017-18 at Jones County.
- Ranked second in the MACJC and seventh nationally in scoring.
- Ranked third in the nation in 3-point field goals per game.
- Lead team to Region 23 Title- with 50 points vs. Copiah-Lincoln.

### CAREER STATISTICS

Year	GP-GS	Min	Avg	FG	Total FGA	Pct	3-Point FG	3-Point FGA	3-Point Pct	F-Throw FT	F-Throw FTA	Pct	Off	Rebounds Def	Tot	Avg	PF	FO	Ast	TO	Blk	Stl	Pts	Avg
2016-17*	NA																							
2017-18*	29-27	867	29.9	205	476	.431	104	286	.364	104	127	.819	19	73	92	3.2	64	0	75	58	13	58	618	21.3
2018-19**	2-2	57	28.5	11	30	.367	8	19	.421	7	9	.778	1	6	7	3.5	0	0	0	4	1	5	37	18.5
<b>Totals</b>	<b>2-2</b>	<b>57</b>	<b>28.5</b>	<b>11</b>	<b>30</b>	<b>.367</b>	<b>8</b>	<b>19</b>	<b>.421</b>	<b>7</b>	<b>9</b>	<b>.778</b>	<b>1</b>	<b>6</b>	<b>7</b>	<b>3.5</b>	<b>0</b>	<b>0</b>	<b>0</b>	<b>4</b>	<b>1</b>	<b>5</b>	<b>37</b>	<b>18.5</b>

\*at Jones County JC | \*\*Totals from Arkansas only

## 3 Malica Monk | Sr. | 5-5 | G | N. Little Rock, Ark. (N. Little Rock HS)



### SEASON HIGHS

Points	18	at UTA	11-14-18
FG Made	7	at UTA	11-14-18
FG Att	15	at UTA	11-14-18
3FG Made	2	NSU	11-9-18
3FG Att	3	NSU	11-9-18
FT Made	4	at UTA	11-14-18
FT Att	8	at UTA	11-14-18
Off. Reb.	3	at UTA	11-14-18
Def. Reb.	5	at UTA	11-14-18
Rebounds	8	at UTA	11-14-18
Assists	4	NSU	11-9-18
Blocks			
Steals	2	at UTA	11-14-18
Minutes	30	at UTA	11-14-18

### CAREER HIGHS

Points	25	#11 Tennessee	2-8-18
FG Made	9	#11 Tennessee	2-8-18*
FG Att	28	Florida	1-18-18
3FG Made	4	at Kentucky	2-15-18*
3FG Att	10	at Kentucky	2-15-18
FT Made	12	UTA	12-17-17
FT Att	12	UTA	12-17-17
Off. Reb.	3	Alabama	1-7-18*
Def. Reb.	8	Samford	11-12-17
Rebounds	9	Samford	11-12-17
Assists	10	Grambling	12-18-17
Blocks	3	LSU	1-8-17
Steals	6	Kentucky	2-16-17*
Minutes	40	at Vanderbilt	2-25-18*

\*Most Recent

### 2018-19 GAME-BY-GAME

Opponent	M	FG	3P	FT	REB	A	TO	B	S	PT
NSU	22	4	2	2	0	4	3	0	1	12
at UTA	30	7	0	4	8	3	4	0	2	18
Arizona St.										
Tenn. State										
Pittsburgh										
Wisconsin										
ORU										
Iowa State										
Tenn. Tech										
ACU										
Prairie View										
Nebraska										
Tulsa										
Jackson St										
Miss State										
Ole Miss										
Missouri										
Vanderbilt										
Tennessee										
Alabama										
Florida										
Georgia										
S. Carolina										
LSU										
Auburn										
Kentucky										
Georgia										
Ole Miss										
Missouri										
Texas A&M										
SEC Tournament										

### NOTES

- Team's leading scorer from a year ago.
- Forty-four career games with double figure scoring including 27 as a junior and one as a senior.
- Eighteen career games with five or more assists.
- Arkansas Athletics Department Honor Roll (3.0-3.49 GPA) | Fall 2016, Fall 2017, Spring 2018.
- Malica Monk scored 494 points in 2017-18. Her single season best was 247 points set in 27 games in 2016-17.
- Has 830 career points ranking 33rd in program history.
- Will graduate in December with a degree in Sports & Recreation Management.

### CAREER STATISTICS

Year	GP-GS	Min	Avg	FG	Total FGA	Pct	3-Point FG	3-Point FGA	3-Point Pct	F-Throw FT	F-Throw FTA	Pct	Off	Rebounds Def	Tot	Avg	PF	FO	Ast	TO	Blk	Stl	Pts	Avg
2015-16	27-5	461	17.1	48	136	.353	2	10	.200	12	19	.632	6	23	29	1.1	60	2	47	44	5	23	110	4.1
2016-17	27-27	842	31.2	96	230	.417	7	25	.280	48	71	.676	29	52	81	3.0	79	2	83	59	7	62	247	9.1
2017-18	31-31	1061	34.2	171	488	.350	38	126	.302	114	146	.781	21	84	105	3.4	69	1	122	70	6	50	494	15.9
2018-19	2-2	51	25.5	11	20	.550	2	5	.400	6	12	.500	3	5	8	4.0	6	0	7	7	0	3	30	15.0
<b>TOTAL</b>	<b>87-65</b>	<b>2415</b>	<b>27.8</b>	<b>326</b>	<b>874</b>	<b>.373</b>	<b>49</b>	<b>166</b>	<b>.295</b>	<b>180</b>	<b>248</b>	<b>.726</b>	<b>59</b>	<b>164</b>	<b>223</b>	<b>2.6</b>	<b>214</b>	<b>5</b>	<b>259</b>	<b>180</b>	<b>18</b>	<b>138</b>	<b>881</b>	<b>10.1</b>



**10 Kiara Williams | Jr. | 6-1 | F/C | Little Rock, Ark. (Little Rock Central HS)**
**SEASON HIGHS**

Points	10	NSU	11-9-18
FG Made	5	NSU	11-9-18
FG Att	7	NSU	11-9-18
3FG Made			
3FG Att			
FT Made			
FT Att	1	at UTA	11-14-18
Off. Reb.	5	NSU	11-9-18
Def. Reb.	4	at UTA	11-14-18*
Rebounds	9	NSU	11-9-18
Assists	1	NSU	11-9-18
Blocks	1	at UTA	11-14-18
Steals	1	NSU	11-9-18
Minutes	19	NSU	11-9-18

**CAREER HIGHS**

Points	25	Vanderbilt	2-28-18
FG Made	11	at Vanderbilt	2-28-18
FG Att	13	at Vanderbilt	2-28-18
3FG Made	1	#5 Miss. St.	1-4-18
3FG Att	1	#5 Miss. St.	1-4-18
FT Made	7	LSU	2-20-18
FT Att	11	Charlotte	12-6-17
Off. Reb.	8	Grambling	12-18-17*
Def. Reb.	11	at Kansas	12-3-17
Rebounds	16	Grambling	12-18-17*
Assists	2	at Tulsa	12-10-17
Blocks	4	Ole Miss	12-31-17*
Steals	4	Charlotte	12-6-17
Minutes	32	Vanderbilt	2-28-18

\*Most Recent

**2018-19 GAME-BY-GAME**

Opponent	M	FG	3P	FT	REB	A	TO	B	S	PT
NSU	19	5	0	0	9	1	2	1	1	10
at UTA	18	2	9	9	6	0	2	1	0	4
Arizona St.										
Tenn. State										
Pittsburgh										
Wisconsin										
ORU										
Iowa State										
Tenn. Tech										
ACU										
Prairie View										
Nebraska										
Tulsa										
Jackson St										
Miss State										
Ole Miss										
Missouri										
Vanderbilt										
Tennessee										
Alabama										
Florida										
Georgia										
S. Carolina										
LSU										
Auburn										
Kentucky										
Georgia										
Ole Miss										
Missouri										
Texas A&M										
SEC Tournament										

**NOTES**

- Team's leading rebounder from a year ago.
- Twelve games in double figure scoring and eight games with double digit rebounds as sophomore.
- Led Arkansas with a career-best 25 points in SEC Tournament win over Vanderbilt.
- Career-best 16 rebounds, including 11 defensive rebounds, twice (Kansas & Grambling).
- Double-Doubles: First career double-double with 11 points and 11 rebounds against New Mexico State ... Second career double-double with 12 points and tied her career-best with 16 rebounds versus Grambling State ... Third at Auburn with a career-best 15 points and 14 rebounds.
- Made her first career 3-point basket in the opening shot of the No. 5/3 Mississippi State game.

**CAREER STATISTICS**

Year	GP-GS	Min	Avg	FG	Total FGA	Pct	3-Point FG	3-Point FGA	3-Point Pct	F-Throw FT	F-Throw FTA	Pct	Off	Rebounds Def	Rebounds Tot	Avg	PF	FO	Ast	TO	Blk	Stl	Pts	Avg
2016-17	20-5	227	11.4	26	48	.542	0	0	.000	10	26	.385	24	31	55	2.8	34	1	3	15	5	9	62	3.1
2017-18	31-30	602	19.4	105	201	.522	1	3	.333	43	75	.573	92	119	211	6.8	68	1	7	28	29	33	254	8.2
2018-19	2-2	37	18.5	7	11	.636	0	0	.000	0	1	.000	7	8	15	7.5	4	0	1	4	2	1	14	7.0
<b>TOTAL</b>	<b>53-37</b>	<b>866</b>	<b>16.3</b>	<b>138</b>	<b>260</b>	<b>.531</b>	<b>1</b>	<b>3</b>	<b>.333</b>	<b>53</b>	<b>102</b>	<b>.520</b>	<b>123</b>	<b>158</b>	<b>281</b>	<b>5.3</b>	<b>106</b>	<b>2</b>	<b>11</b>	<b>47</b>	<b>36</b>	<b>43</b>	<b>330</b>	<b>6.2</b>

**13 Grace Spangler | So. | 5-10 | G | Fayetteville, Ark. (Fayetteville HS)**
**SEASON HIGHS**

Points			
FG Made			
FG Att			
3FG Made			
3FG Att	1	NSU	11-9-18
FT Made			
FT Att			
Off. Reb.			
Def. Reb.			
Rebounds			
Assists			
Blocks			
Steals			
Minutes	5	NSU	11-9-18

**CAREER HIGHS**

Points	4	#5 Miss. St.	1-4-18
FG Made	2	#5 Miss. St.	1-4-18
FG Att	3	#5 Miss. St.	1-4-18
3FG Made	-		
3FG Att	2	ACU	11-29-17
FT Made	3	UTA	12-17-17
FT Att	4	#13 Missouri	2-12-18
Off. Reb.	1	#5 Miss. St.	1-4-18
Def. Reb.	1	at ASU	12-21-17*
Rebounds	1	#5 Miss. St.	1-4-18*
Assists	1	at Kentucky	2-15-18
Blocks	-		
Steals	1	at #9 SC	1-25-18
Minutes	9	at #9 SC	1-25-18

\*Most Recent

**2018-19 GAME-BY-GAME**

Opponent	M	FG	3P	FT	REB	A	TO	B	S	PT
NSU	5	0	0	0	0	0	0	0	0	0
at UTA										
Arizona St.										
Tenn. State										
Pittsburgh										
Wisconsin										
ORU										
Iowa State										
Tenn. Tech										
ACU										
Prairie View										
Nebraska										
Tulsa										
Jackson St										
Miss State										
Ole Miss										
Missouri										
Vanderbilt										
Tennessee										
Alabama										
Florida										
Georgia										
S. Carolina										
LSU										
Auburn										
Kentucky										
Georgia										
Ole Miss										
Missouri										
Texas A&M										
SEC Tournament										

**NOTES**

- Arkansas Athletics Department Athletics Director's List (3.5-3.99 GPA) | Fall 2017, Spring 2018.
- Scored her first points as a Razorback going 3-for-3 from the line in a win over UTA
- Arkansas Bloodline: Father Shannon lettered as a linebacker (1989) and mother, Stacy, was a member of the Pom Squad at Arkansas

**CAREER STATISTICS**

Year	GP-GS	Min	Avg	FG	Total FGA	Pct	3-Point FG	3-Point FGA	3-Point Pct	F-Throw FT	F-Throw FTA	Pct	Off	Rebounds Def	Rebounds Tot	Avg	PF	FO	Ast	TO	Blk	Stl	Pts	Avg
2017-18	17-0	67	3.9	2	16	.125	0	6	.000	4	10	.400	1	4	5	0.3	13	0	1	5	0	1	8	0.5
2018-19	1-0	5	5.0	0	1	.000	0	1	.000	0	0	.000	0	0	0	0.0	2	0	0	0	0	0	0	0.0
<b>TOTAL</b>	<b>18-0</b>	<b>72</b>	<b>4.0</b>	<b>2</b>	<b>17</b>	<b>.118</b>	<b>0</b>	<b>7</b>	<b>.000</b>	<b>4</b>	<b>10</b>	<b>.400</b>	<b>1</b>	<b>4</b>	<b>5</b>	<b>0.3</b>	<b>15</b>	<b>0</b>	<b>1</b>	<b>5</b>	<b>0</b>	<b>1</b>	<b>8</b>	<b>0.4</b>

## 14 Jailyn Mason | Jr. | 5-9 | G | Mason, Ohio (William Mason HS)



### SEASON HIGHS

Points	4	NSU	11-9-18
FG Made	1	NSU	11-9-18
FG Att	3	NSU	11-9-18
3FG Made			
3FG Att	1	NSU	11-9-18
FT Made	2	NSU	11-9-18
FT Att	2	NSU	11-9-18
Off. Reb.			
Def. Reb.	4	NSU	11-9-18
Rebounds	4	NSU	11-9-18
Assists	4	NSU	11-9-18
Blocks	1	NSU	11-9-18
Steals	3	at UTA	11-14-18
Minutes	23	at UTA	11-14-18

### CAREER HIGHS

Points	19	ORU	12-21-16
FG Made	9	No. 11 Tenn.	2-8-18*
FG Att	21	No. 11 Tenn.	2-8-18
3FG Made	4	at Kentucky	2-15-18
3FG Att	8	at Kentucky	2-15-18
FT Made	4	#13 Missouri	2-12-18*
FT Att	4	#13 Missouri	2-12-18*
Off. Reb.	4	Texas Tech	12-3-16
Def. Reb.	7	Grambling	12-18-17*
Rebounds	9	Texas Tech	12-3-16
Assists	11	HBU	12-28-16
Blocks	3	SHSU	11-10-17
Steals	5	at Georgia	1-11-18
Minutes	40	Vanderbilt	2-28-18*

\*Most Recent

### 2018-19 GAME-BY-GAME

Opponent	M	FG	3P	FT	REB	A	TO	B	S	PT
NSU	19	1	0	2	4	4	2	1	0	4
at UTA	23	0	0	0	1	2	1	0	3	0
Arizona St.										
Tenn. State										
Pittsburgh										
Wisconsin										
ORU										
Iowa State										
Tenn. Tech										
ACU										
Prairie View										
Nebraska										
Tulsa										
Jackson St										
Miss State										
Ole Miss										
Missouri										
Vanderbilt										
Tennessee										
Alabama										
Florida										
Georgia										
S. Carolina										
LSU										
Auburn										
Kentucky										
Georgia										
Ole Miss										
Missouri										
Texas A&M										
SEC Tournament										

### NOTES

- Started every game as a freshman and sophomore - 61 consecutive starts.
- Has a Jordan shoe collection and is interning with the Athletics Department photographer.
- Member of the SEC WBB Leadership Council.
- SEC All-Freshman Team | 2017
- Two-time SEC Freshman of the Week | 2016-17
- Season-best 18 points on the road at Kentucky. Went 7-for-14 with a career-best four 3-point field goals.
- She has 19 games in double figure scoring including a streak of five in a row twice as a sophomore and an eight-game streak that was snapped at Alabama.

### CAREER STATISTICS

Year	GP-GS	Min	Avg	FG	Total FGA	Pct	3-Point FG	3-Point FGA	3-Point Pct	F-Throw FT	F-Throw FTA	Pct	Off	Rebounds Def	Rebounds Tot	Avg	PF	FO	Ast	TO	Blk	Stl	Pts	Avg
2016-17	30-30	894	29.8	100	256	.391	19	53	.358	7	11	.636	21	96	117	3.9	72	2	93	56	8	31	226	7.5
2017-18	31-31	1031	33.3	139	344	.404	47	130	.362	16	19	.842	17	111	128	4.1	56	1	92	67	14	34	341	11.0
2018-19	2-1	42	21.0	1	5	.200	0	1	.000	2	2	1.000	0	5	5	2.5	4	0	6	3	1	3	4	2.0
<b>TOTAL</b>	<b>63-62</b>	<b>1967</b>	<b>31.2</b>	<b>240</b>	<b>605</b>	<b>.397</b>	<b>66</b>	<b>184</b>	<b>.359</b>	<b>25</b>	<b>32</b>	<b>.781</b>	<b>38</b>	<b>212</b>	<b>250</b>	<b>4.0</b>	<b>132</b>	<b>3</b>	<b>191</b>	<b>126</b>	<b>23</b>	<b>68</b>	<b>571</b>	<b>9.1</b>

## 20 Sydney Stout | Jr. | 6-0 | F | Bixby, Okla. (Bixby HS)



### SEASON HIGHS

Points			
FG Made			
FG Att			
3FG Made			
3FG Att			
FT Made			
FT Att			
Off. Reb.			
Def. Reb.			
Rebounds			
Assists			
Blocks			
Steals			
Minutes	4	NSU	11-9-18

### CAREER HIGHS

Points	8	HBU	12-28-16
FG Made	3	HBU	12-28-16
FG Att	5	HBU	12-28-16
3FG Made	2	HBU	12-28-16
3FG Att	4	HBU	12-28-16
FT Made	2	Texas A&M	1-12-17
FT Att	4	Texas A&M	1-12-17
Off. Reb.	1	SHSU	11-10-17*
Def. Reb.	6	HBU	12-28-16
Rebounds	6	HBU	12-28-16
Assists	1	#13 Missouri	2-12-18*
Blocks	1	ULM	11-13-16
Steals	2	at S. Carolina	1-25-18
Minutes	15	HBU	12-28-16

\*Most Recent

### 2018-19 GAME-BY-GAME

Opponent	M	FG	3P	FT	REB	A	TO	B	S	PT
NSU	4	0	0	0	0	0	0	0	0	0
at UTA	DNP									
Arizona St.										
Tenn. State										
Pittsburgh										
Wisconsin										
ORU										
Iowa State										
Tenn. Tech										
ACU										
Prairie View										
Nebraska										
Tulsa										
Jackson St										
Miss State										
Ole Miss										
Missouri										
Vanderbilt										
Tennessee										
Alabama										
Florida										
Georgia										
S. Carolina										
LSU										
Auburn										
Kentucky										
Georgia										
Ole Miss										
Missouri										
Texas A&M										
SEC Tournament										

### NOTES

- Arkansas Athletics Department Honor Roll (3.0-3.49 GPA) | Fall 2016.
- Arkansas Athletics Depart. Academic Champion (4.0 GPA) | Spring 2017, Fall 2017, Spring 2018.
- SEC First Year Academic Honor Roll (2016-2017)
- Plans to graduate a year early with a degree in Marketing.

### CAREER STATISTICS

Year	GP-GS	Min	Avg	FG	Total FGA	Pct	3-Point FG	3-Point FGA	3-Point Pct	F-Throw FT	F-Throw FTA	Pct	Off	Rebounds Def	Rebounds Tot	Avg	PF	FO	Ast	TO	Blk	Stl	Pts	Avg
2016-17	15-0	72	4.8	5	14	.357	4	12	.333	2	4	.500	2	9	11	0.7	15	0	1	2	1	0	16	1.1
2017-18	16-0	84	5.3	1	9	.111	1	6	.167	3	6	.500	4	6	10	0.6	4	0	3	3	0	3	6	0.4
2018-19	1-0	4	4.0	0	0	.000	0	0	.000	0	0	.000	0	0	0	0.0	1	0	0	0	0	0	0	0.0
<b>TOTAL</b>	<b>32-0</b>	<b>160</b>	<b>5.0</b>	<b>6</b>	<b>23</b>	<b>.261</b>	<b>5</b>	<b>18</b>	<b>.278</b>	<b>5</b>	<b>10</b>	<b>.500</b>	<b>6</b>	<b>15</b>	<b>21</b>	<b>0.7</b>	<b>20</b>	<b>0</b>	<b>4</b>	<b>5</b>	<b>1</b>	<b>3</b>	<b>22</b>	<b>0.7</b>

**22 Bailey Zimmerman | Sr. | 6-0 | F | St. Vincent, Ark. (Wonderview HS)**
**SEASON HIGHS**

Points	4	at UTA	11-14-18
FG Made	2	at UTA	11-14-18
FG Att	4	NSU	11-9-18
3FG Made	1	NSU	11-9-18
3FG Att	3	NSU	11-9-18
FT Made	1	NSU	11-9-18
FT Att	2	at UTA	11-14-18
Off. Reb.	3	at UTA	11-14-18
Def. Reb.	4	NSU	11-9-18
Rebounds	5	at UTA	11-14-18
Assists	1	NSU	11-9-18
Blocks	1	at UTA	11-14-18
Steals			
Minutes	21	at UTA	11-14-18

**CAREER HIGHS**

Points	14	#13 Missouri	2-12-18*
FG Made	4	at Kentucky	2-15-18*
FG Att	11	#11 Tennessee	2-8-18*
3FG Made	3	at Kentucky	2-15-18*
3FG Att	8	at Auburn	1-14-18
FT Made	4	at Auburn	1-14-18*
FT Att	6	at Auburn	1-14-18*
Off. Reb.	5	at Auburn	1-14-18
Def. Reb.	6	Alabama	1-15-17
Rebounds	8	at Auburn	1-14-18
Assists	3	at Kentucky	2-15-18*
Blocks	3	Nebraska	11-16-17*
Steals	2	Kentucky	1-29-18*
Minutes	40	#11 Tennessee	2-8-18

\*Most Recent

**2018-19 GAME-BY-GAME**

Opponent	M	FG	3P	FT	REB	A	TO	B	S	PT
NSU	17	1	1	1	4	1	0	1	0	4
at UTA	21	2	0	0	5	0	1	1	0	4
Arizona St.										
Tenn. State										
Pittsburgh										
Wisconsin										
ORU										
Iowa State										
Tenn. Tech										
ACU										
Prairie View										
Nebraska										
Tulsa										
Jackson St										
Miss State										
Ole Miss										
Missouri										
Vanderbilt										
Tennessee										
Alabama										
Florida										
Georgia										
S. Carolina										
LSU										
Auburn										
Kentucky										
Georgia										
Ole Miss										
Missouri										
Texas A&M										
SEC Tournament										

**NOTES**

- SEC Academic Honor Roll | 2016-17, 2017-18.
- Arkansas Athletics Department Academic Champion (4.0 GPA) | Spring 2017.
- Arkansas Athletics Director's List (3.5-3.99 GPA) | Fall 2015, Fall 2016, Fall 2017.
- Arkansas Athletics Department Honor Roll (3.0-3.49 GPA) | Fall 2017, Spring 2018.
- Started 31 consecutive games this year and 32 in a row dating back to 2016-2017 season.
- Career-bests for points with 14 against No. 13 Missouri.
- Plans to graduate in December with a degree in Apparel Merchandising.

**CAREER STATISTICS**

Year	GP-GS	Min	Avg	FG	Total FGA	Pct	3-Point FGA	Pct	F-Throw FT	FTA	Pct	Off	Rebounds		Avg	PF	FO	Ast	TO	Blk	Stl	Pts	Avg	
2015-16	20-1	174	8.7	6	48	.125	4	33	.121	7	12	.583	12	9	21	1.1	9	0	4	15	2	4	23	1.2
2016-17	30-23	627	20.9	45	144	.313	24	84	.286	20	39	.513	35	80	115	3.8	46	0	28	37	10	19	134	4.5
2017-18	31-31	744	24.0	42	161	.261	18	87	.207	28	46	.609	49	49	98	3.2	55	1	37	35	12	12	130	4.2
2018-19	2-0	38	19.0	3	7	.429	1	4	.250	1	4	.250	3	6	9	4.5	2	0	1	1	2	0	8	4.0
TOTAL	83-55	1583	19.1	96	360	.267	47	208	.226	56	101	.554	99	144	243	2.9	112	1	70	88	26	35	295	3.6

**24 Taylah Thomas | So. | 6-1 | F | Arlington, Texas (Mansfield Timberview HS)**
**SEASON HIGHS**

Points	11	NSU	11-9-18
FG Made	4	NSU	11-9-18
FG Att	7	NSU	11-9-18
3FG Made			
3FG Att			
FT Made	3	NSU	11-9-18
FT Att	6	NSU	11-9-18
Off. Reb.	5	NSU	11-9-18
Def. Reb.	7	at UTA	11-14-18
Rebounds	9	at UTA	11-14-18*
Assists			
Blocks	2	at UTA	11-14-18
Steals	3	NSU	11-9-18
Minutes	22	at UTA	11-14-18

**CAREER HIGHS**

Points	13	Samford	11-12-17
FG Made	5	Samford	11-12-17
FG Att	9	at Georgia	1-11-18
3FG Made	1	Ole Miss	12-31-17*
3FG Att	1	at #9 SC	1-25-18*
FT Made	3	NSU	11-9-18*
FT Att	6	NSU	11-9-18*
Off. Reb.	6	Nebraska	11-16-17
Def. Reb.	7	ORU	11-20-17
Rebounds	11	Nebraska	11-16-17
Assists	2	at #11 Missouri	1-21-18
Blocks	2	Nebraska	11-16-17
Steals	3	NSU	11-9-18
Minutes	29	at Georgia	1-11-18

\*Most Recent

**2018-19 GAME-BY-GAME**

Opponent	M	FG	3P	FT	REB	A	TO	B	S	PT
NSU	17	4	0	3	9	0	0	0	3	11
at UTA	22	1	0	0	9	0	2	0	1	2
Arizona St.										
Tenn. State										
Pittsburgh										
Wisconsin										
ORU										
Iowa State										
Tenn. Tech										
ACU										
Prairie View										
Nebraska										
Tulsa										
Jackson St										
Miss State										
Ole Miss										
Missouri										
Vanderbilt										
Tennessee										
Alabama										
Florida										
Georgia										
S. Carolina										
LSU										
Auburn										
Kentucky										
Georgia										
Ole Miss										
Missouri										
Texas A&M										
SEC Tournament										

**NOTES**

- Scored 22 points in three games in Italy in August.
- Arkansas Athletics Department Athletic Director's List (3.5-3.99 GPA) | Fall 2017, Spring 2018.
- Considered one of the top power forwards out of Texas.
- Played in every game as a freshman.
- Scored in double figures once with a season-best 13 points and five made field goals in a win over Samford (Nov. 12).
- Had a season-best 11 rebounds on the road at Nebraska (Nov. 16).
- Played 20 or more minutes in 12 games with a season-best 29 minutes at Georgia (Jan. 11).

**CAREER STATISTICS**

Year	GP-GS	Min	Avg	FG	Total FGA	Pct	3-Point FG	3-Point FGA	3-Point Pct	F-Throw FT	F-Throw FTA	F-Throw Pct	Off	Rebounds Def	Rebounds Tot	Avg	PF	FO	Ast	TO	Blk	Stl	Pts	Avg
2017-18	31-2	527	17.0	44	100	.440	3	10	.300	25	42	.595	55	89	144	4.6	58	1	5	25	6	8	116	3.7
2018-19	2-0	39	19.5	5	9	.556	0	0	.000	3	8	.375	7	11	18	9.0	1	0	0	2	0	4	13	6.5
TOTAL	33-2	566	17.2	49	109	.450	3	10	.300	28	50	.560	62	100	162	4.9	59	1	5	27	6	12	129	3.9

## 30 Macy Weaver | So. | 6-3 | F | Davis Junction, Ill. (Stillman Valley HS)



### SEASON HIGHS

Points		
FG Made		
FG Att.		
3FG Made		
3FG Att.		
FT Made		
FT Att.		
Off. Reb.		
Def. Reb.		
Rebounds		
Assists		
Blocks		
Steals		
Minutes	4 NSU	11-9-18

### CAREER HIGHS

Points	7	#9/7 SC	1-25-18
FG Made	3	#9/7 SC	1-25-18
FG Att.	4	#9/7 SC	1-25-18
3FG Made	-		
3FG Att.	-		
FT Made	3	#13 Missouri	2-12-18
FT Att.	6	#13 Missouri	2-12-18
Off. Reb.	2	at Kentucky	2-15-18*
Def. Reb.	4	UTA	12-17-17
Rebounds	5	UTA	12-17-17
Assists	1	UTEP	11-24-17
Blocks	4	UTEP	11-24-17
Steals	2	#15 Texas A&M	3-1-18
Minutes	19	UTEP	11-24-17

\*Most Recent

### 2018-19 GAME-BY-GAME

Opponent	M	FG	3P	FT	REB	A	TO	B	S	PT
NSU	4	0	0	0	0	0	0	0	0	0
at UTA	DNP									
Arizona St.										
Tenn. State										
Pittsburgh										
Wisconsin										
ORU										
Iowa State										
Tenn. Tech										
ACU										
Prairie View										
Nebraska										
Tulsa										
Jackson St										
Miss State										
Ole Miss										
Missouri										
Vanderbilt										
Tennessee										
Alabama										
Florida										
Georgia										
S. Carolina										
LSU										
Auburn										
Kentucky										
Georgia										
Ole Miss										
Missouri										
Texas A&M										
SEC Tournament										

### NOTES

- Played in 20 games as a freshman
- Arkansas Athletics Department Athletic Director's List (3.5-3.99 GPA) | Fall 2017, Spring 2018.
- Played 19 minutes with four blocks and solid defense at UTEP.
- Career High seven points in 11 minutes vs South Carolina.

### CAREER STATISTICS

Year	GP-GS	Min	Avg	FG	Total FGA	Pct	3-Point FG	3-Point FGA	3-Point Pct	FT	F-Throw FTA	Pct	Off	Rebounds Def	Rebounds Tot	Avg	PF	FO	Ast	TO	Blk	Stl	Pts	Avg
2017-18	20-0	144	7.2	8	20	.400	0	0	.000	11	24	.458	16	18	34	1.7	28	0	1	5	10	3	27	1.4
2018-19	1-0	4	4.0	0	0	.000	0	0	.000	0	0	.000	0	0	0	0.0	1	0	0	0	0	0	0	0.0
<b>TOTAL</b>	<b>21-0</b>	<b>148</b>	<b>7.0</b>	<b>8</b>	<b>20</b>	<b>.400</b>	<b>0</b>	<b>0</b>	<b>.000</b>	<b>11</b>	<b>24</b>	<b>.458</b>	<b>16</b>	<b>18</b>	<b>34</b>	<b>1.6</b>	<b>29</b>	<b>0</b>	<b>1</b>	<b>5</b>	<b>10</b>	<b>3</b>	<b>27</b>	<b>1.3</b>

## 33 Chelsea Dungee | R-So. | 5-11 | G | Sapulpa, Okla. (Sapulpa HS) | University of Oklahoma



### SEASON HIGHS

Points	16	at UTA	11-14-18
FG Made	6	at UTA	11-14-18
FG Att.	9	at UTA	11-14-18
3FG Made	2	at UTA	11-14-18*
3FG Att.	3	NSU	11-9-18
FT Made	2	at UTA	11-14-18
FT Att.	3	NSU	11-9-18
Off. Reb.	1	at UTA	11-14-18*
Def. Reb.	2	at UTA	11-14-18*
Rebounds	3	at UTA	11-14-18
Assists	3	NSU	11-9-18
Blocks	1	at UTA	11-14-18
Steals			
Minutes	26	at UTA	11-14-18

### CAREER HIGHS #

Points	18	at Texas Tech	2-11-17
FG Made	7	at Texas Tech	2-11-17
FG Att.	16	at Texas Tech	2-11-17
3FG Made	3	at Texas Tech	2-11-17
3FG Att.	7	at Texas Tech	2-11-17
FT Made	10	at Texas	1-17-17
FT Att.	10	at Texas	1-17-17
Off. Reb.	3	at Texas	1-17-17
Def. Reb.	7	Texas	2-18-17*
Rebounds	9	at Texas Tech	2-11-17
Assists	5	at Texas	1-17-17
Blocks	2	at Iowa State	1-11-17
Steals	3	at Texas Tech	2-11-17
Minutes	39	vs. W. Virginia	2-7-17

\*Most Recent | #at OU

### 2018-19 GAME-BY-GAME

Opponent	M	FG	3P	FT	REB	A	TO	B	S	PT
NSU	22	4	2	1	3	3	1	0	0	22
at UTA	26	6	2	2	3	1	4	1	0	16
Arizona St.										
Tenn. State										
Pittsburgh										
Wisconsin										
ORU										
Iowa State										
Tenn. Tech										
ACU										
Prairie View										
Nebraska										
Tulsa										
Jackson St										
Miss State										
Ole Miss										
Missouri										
Vanderbilt										
Tennessee										
Alabama										
Florida										
Georgia										
S. Carolina										
LSU										
Auburn										
Kentucky										
Georgia										
Ole Miss										
Missouri										
Texas A&M										
SEC Tournament										

### NOTES

- Redshirted the 2017-18 season at Arkansas.
- Arkansas Athletics Department Honor Roll (3.0-3.49 GPA) | Fall 2017.
- Won a gold medal with USA Basketball.
- All Big 12 freshman team in 2017.
- Oklahoma Gatorade Player of the Year in 2014.
- Won a gold medal with USA basketball.
- At Oklahoma- Big 12 freshman of the year.

### CAREER STATISTICS

Year	GP-GS	Min	Avg	FG	Total FGA	Pct	3-Point FG	3-Point FGA	3-Point Pct	FT	F-Throw FTA	Pct	Off	Rebounds Def	Rebounds Tot	Avg	PF	FO	Ast	TO	Blk	Stl	Pts	Avg
2016-17*	33-18	695	21.1	81	214	.379	22	65	.338	60	74	.811	18	66	84	2.5	62	0	26	51	5	19	244	7.4
2017-18	Redshirt																							
2018-19	2-2	48	24.0	10	17	.588	4	5	.800	3	5	.600	2	4	6	3.0	7	1	4	5	1	0	27	13.5
<b>TOTAL**</b>	<b>2-2</b>	<b>48</b>	<b>24.0</b>	<b>10</b>	<b>17</b>	<b>.588</b>	<b>4</b>	<b>5</b>	<b>.800</b>	<b>3</b>	<b>5</b>	<b>.600</b>	<b>2</b>	<b>4</b>	<b>6</b>	<b>3.0</b>	<b>7</b>	<b>1</b>	<b>4</b>	<b>5</b>	<b>1</b>	<b>0</b>	<b>27</b>	<b>13.5</b>

\*at Oklahoma | \*\*at Arkansas only



## 52 Rokia Doumbia | Fr. | 5-9 | G | Mali, Africa | Bradenton, Fla. (IMG Academy)



### SEASON HIGHS

Points	11	NSU	11-9-18
FG Made	4	NSU	11-9-18
FG Att	6	NSU	11-9-18
3FG Made	1	NSU	11-9-18
3FG Att	2	NSU	11-9-18
FT Made	2	NSU	11-9-18
FT Att	3	NSU	11-9-18
Off. Reb.			
Def. Reb.	1	NSU	11-9-18
Rebounds	1	NSU	11-9-18
Assists			
Blocks			
Steals	1	at UTA	11-14-18*
Minutes	17	NSU	11-9-18

### CAREER HIGHS

Points	11	NSU	11-9-18
FG Made	4	NSU	11-9-18
FG Att	6	NSU	11-9-18
3FG Made	1	NSU	11-9-18
3FG Att	2	NSU	11-9-18
FT Made	2	NSU	11-9-18
FT Att	3	NSU	11-9-18
Off. Reb.			
Def. Reb.	1	NSU	11-9-18
Rebounds	1	NSU	11-9-18
Assists			
Blocks			
Steals	1	NSU	11-9-18
Minutes	17	NSU	11-9-18

\*Most Recent

### 2018-19 GAME-BY-GAME

Opponent	M	FG	3P	FT	REB	A	TO	B	S	PT
NSU	17	4	1	2	1	0	0	0	1	11
at UTA	0	0	0	0	0	0	1	0	1	0
Arizona St.										
Tenn. State										
Pittsburgh										
Wisconsin										
ORU										
Iowa State										
Tenn. Tech										
ACU										
Prairie View										
Nebraska										
Tulsa										
Jackson St										
Miss State										
Ole Miss										
Missouri										
Vanderbilt										
Tennessee										
Alabama										
Florida										
Georgia										
S. Carolina										
LSU										
Auburn										
Kentucky										
Georgia										
Ole Miss										
Missouri										
Texas A&M										
SEC Tournament										

### NOTES

- Speaks three languages: French, English, Bambara.
- Left-handed.
- Originally from Mali, Africa, and attended high school at IMG Academy in Bradenton, Florida
- Four-star recruit and was a member of the U16 Mali (Africa) National Team in 2016 and 2017.
- Was the MVP of the FIBA U16 Africa Championship in 2015.

### CAREER STATISTICS

Year	GP-GS	Min	Avg	FG	Total FGA	Pct	3-Point FG	3-Point FGA	Pct	FT	F-Throw FTA	Pct	Off	Rebounds Def	Rebounds Tot	Avg	PF	FO	Ast	TO	Blk	Stl	Pts	Avg
2018-19	2-0	21	10.5	4	7	.571	1	2	.500	2	3	.667	0	1	1	0.5	3	0	0	1	0	2	11	5.5
TOTAL	2-0	21	10.5	4	7	.571	1	2	.500	2	3	.667	0	1	1	0.5	3	0	0	1	0	2	11	5.5

### ARKANSAS SUPPORT STAFF



**Amber Shirey**  
Director of Operations



**C'eira Ricketts**  
Director of Student-Athlete Development



**Jeff Brazil**  
Director of Video and Scouting



**Natalie Trotter**  
Athletic Trainer



**Todd Barbour**  
Strength and Conditioning Coach



**Marissa Byler**  
Administrative Assistant



**Jalen Powell**  
Graduate Assistant



**Heather Corral**  
Graduate Assistant



**Delaney Osborn**  
Manager



# 2018-19 @RAZORBACKWBB



**A'Tyanna Gaulden**  
So | 5-7 | G  
Ocilla, Georgia



**Raven Northcross-Baker**  
Sr | 5-9 | G  
Malvern, Arkansas



**Alexis Tolefree**  
Jr | 5-8 | G  
Conway, Arkansas



**Malica Monk**  
Sr | 5-5 | G  
North Little Rock, Arkansas



**Kiara Williams**  
Jr | 6-1 | C  
Little Rock, Arkansas




**Grayce Spangler**  
So | 5-11 | G  
Fayetteville, Arkansas




**Jailyn Mason**  
Jr | 5-9 | G  
Mason, Ohio



**Sydney Stout**  
Jr | 6-0 | F  
Bixby, Oklahoma



**Bailey Zimmerman**  
Sr | 6-0 | F  
St. Vincent, Arkansas



**Amber Ramirez**  
Jr | 5-9 | G  
San Antonio, Texas



**Taylah Thomas**  
So | 6-1 | C  
Arlington, Texas



**Macy Weaver**  
So | 6-3 | C  
Davis Junction, Illinois



**Chelsea Dungee**  
So | 5-11 | G  
Sapulpa, Oklahoma



**Rokia Doumbia**  
Fr | 5-7 | G  
Bradenton, Florida/Mali, Africa



**Mike Neighbors**  
Head Coach  
Second Season



**Todd Schaefer**  
Assistant Coach  
Second Season



**Lacey Goldwire**  
Assistant Coach  
Second Season



**Pauline Love**  
Assistant Coach  
Second Season



Official Basketball Box Score -- Game Totals -- Final Statistics  
**Northwestern State vs AR**  
 11/09/18 10:30am at Fayetteville, AR Bud Walton Arena



### Northwestern State 53 • 0-1

#	Player	Total		3-Ptr		Rebounds			PF	TP	A	TO	Blk	Stl	Min
		FG-FGA	FG-FGA	FT-FTA	Off Def Tot										
15	JOHNSON, JASMYN	r	2-6	2-6	0-0	3	2	5	4	6	3	1	0	5	25
22	GILLIAM, LIBBA	r	6-14	1-5	0-0	1	3	4	0	13	3	3	0	0	27
23	SCOTT, JOCELYN	r	0-6	0-0	1-2	7	5	12	2	1	0	3	0	2	20
00	GRANT, NAUTICA	g	5-8	3-5	1-2	0	2	2	3	14	2	2	0	0	33
05	THOMAS, SAMI	g	2-7	1-2	2-2	0	2	2	3	7	3	1	0	1	22
03	FREEMAN, JADA	g	1-6	0-2	0-0	0	2	2	2	2	2	5	1	1	24
04	SAVAGE, LACEE	g	0-2	0-0	2-2	1	0	1	0	2	0	2	0	0	6
13	MILLER, VICTORIA	g	0-1	0-0	0-0	0	0	0	2	0	1	0	0	0	7
20	BARNES, LEAH	g	1-1	0-0	0-0	0	0	0	3	2	0	0	0	0	9
24	BONNER, KIRA	g	2-4	1-1	0-0	1	1	2	4	5	0	2	0	1	10
32	NERO, RAVON	g	0-2	0-0	1-4	0	0	0	4	1	0	8	0	0	17
Team						1	3	4							
Totals			19-57	8-21	7-12	14	20	34	27	53	14	30	1	10	200
1st • FG %:		6-14	42.9%	2nd: 3-10	30.0%	3rd: 3-16	18.8%	4th: 7-17	41.2%	Game: 19-57	33.3%	Deadball			
3FG %:		2-4	50.0%	2-5	40.0%	1-5	20.0%	3-7	42.9%	6-21	28.6%	Rebounds			
FT %:		0-0	0.0%	5-6	83.3%	2-4	50.0%	0-2	0.0%	7-12	58.3%	2			

### AR 98 • 1-0

#	Player	Total		3-Ptr		Rebounds			PF	TP	A	TO	Blk	Stl	Min
		FG-FGA	FG-FGA	FT-FTA	Off Def Tot										
10	WILLIAMS, Kiara	c	5-7	0-0	0-0	5	4	9	1	10	1	2	1	1	19
01	NORTHCROSS-BAKER,	g	0-0	0-0	0-0	1	0	1	2	0	2	1	0	1	16
02	TOLEFREE, Alexis	g	5-11	5-10	4-6	0	3	3	0	19	0	3	0	2	21
03	MONK, Malica	g	4-5	2-3	2-4	0	0	0	2	12	4	3	0	1	22
33	DUNGEE, Chelsea	g	4-8	2-3	1-3	1	2	3	2	11	3	1	0	0	22
00	GAULDEN, A'Tyanna	g	6-7	0-0	4-7	0	2	2	0	16	3	4	0	2	17
13	SPANGLER, Grayce	g	0-1	0-1	0-0	0	0	0	2	0	0	0	0	0	5
14	MASON, Jailyn	g	1-3	0-1	2-2	0	4	4	2	4	4	2	1	0	19
20	STOUT, Sydney	g	0-0	0-0	0-0	0	0	0	1	0	0	0	0	0	4
22	ZIMMERMAN, Bailey	g	1-4	1-3	1-2	0	4	4	0	4	1	0	1	0	17
24	THOMAS, Taylah	g	4-7	0-0	3-6	5	4	9	0	11	0	0	0	3	17
30	WEAVER, Macy	g	0-0	0-0	0-0	0	0	0	1	0	0	0	0	0	4
52	DOUMBIA, Rokia	g	4-6	1-2	2-3	0	1	1	2	11	0	0	0	1	17
Team						0	2	2							
Totals			34-59	11-23	19-33	12	26	38	15	98	18	16	3	11	200
1st • FG %:		11-19	57.9%	2nd: 9-13	69.2%	3rd: 6-13	46.2%	4th: 8-14	57.1%	Game: 34-59	57.6%	Deadball			
3FG %:		3-6	50.0%	4-6	66.7%	1-5	20.0%	3-6	50.0%	11-23	47.8%	Rebounds			
FT %:		3-6	50.0%	6-12	50.0%	7-9	77.8%	3-6	50.0%	19-33	57.6%	7,1			

Officials: Scott Yarbrough, Jennifer Rezac, Meadow Overstreet  
 Technical fouls: Northwestern State-None, AR-None.  
 Attendance: 5497  
 Elementary Day  
 Scanned Tickets: 4,889

Score by periods	1st	2nd	3rd	4th	Total
Northwestern State	14	13	9	17	53
AR	28	28	20	22	98



Official Basketball Box Score -- Game Totals -- Final Statistics  
**AR vs UT Arlington**  
 11/14/18 7:00 pm at



### AR 66 • 2-0

#	Player	Total		3-Ptr		Rebounds			PF	TP	A	TO	Blk	Stl	Min
		FG-FGA	FG-FGA	FT-FTA	Off Def Tot										
10	WILLIAMS, Kiara	r	2-4	0-0	0-1	2	4	6	3	4	0	2	1	0	18
02	TOLEFREE, Alexis	g	6-19	3-9	3-3	1	3	4	0	18	0	1	1	3	36
03	MONK, Malica	g	7-15	0-2	4-8	3	5	8	4	18	3	4	0	2	29
14	MASON, Jailyn	g	0-2	0-0	0-0	0	1	1	2	0	2	1	0	3	23
33	DUNGEE, Chelsea	g	6-9	2-2	2-2	1	2	3	5	16	1	4	1	0	26
00	GAULDEN, A'Tyanna	g	1-3	0-0	0-0	0	3	3	1	2	1	3	0	0	11
01	NORTHCROSS-BAKER,	g	1-5	0-2	0-0	0	3	3	1	2	1	0	0	0	10
22	ZIMMERMAN, Bailey	g	2-3	0-1	0-2	3	2	5	2	4	0	1	1	0	21
24	THOMAS, Taylah	g	1-2	0-0	0-2	2	7	9	1	2	0	2	0	1	22
52	DOUMBIA, Rokia	g	0-1	0-0	0-0	0	0	0	1	0	0	1	0	1	4
Team						0	0	0							
Totals			26-63	5-16	9-18	12	30	42	20	66	8	19	4	10	200
1st • FG %:		7-13	53.8%	2nd: 7-14	50.0%	3rd: 6-19	31.6%	4th: 6-17	35.3%	Game: 26-63	41.3%	Deadball			
3FG %:		1-3	33.3%	2-5	40.0%	1-4	25.0%	1-4	25.0%	5-16	31.3%	Rebounds			
FT %:		0-0	0.0%	5-8	62.5%	4-8	50.0%	0-2	0.0%	9-18	50.0%	6,6			

### UT Arlington 65 • 1-1

#	Player	Total		3-Ptr		Rebounds			PF	TP	A	TO	Blk	Stl	Min
		FG-FGA	FG-FGA	FT-FTA	Off Def Tot										
33	Kelsey Johnson	r	0-1	0-0	0-0	0	0	0	0	0	0	0	0	0	6
00	Cierra Johnson	g	9-18	0-2	4-4	5	4	9	3	22	3	4	0	2	35
01	Laurynn McGowen	g	1-4	0-0	0-0	0	0	0	3	2	2	4	0	0	18
02	Lauren Billie	g	7-13	5-7	2-3	2	3	5	3	21	0	0	0	3	31
12	Brooke Alexander	g	0-1	0-0	0-0	0	0	0	2	0	0	1	0	0	10
03	Misty Dossey	g	1-2	0-0	0-0	0	1	1	2	2	0	0	0	0	3
13	Daiane Machado	g	2-3	0-0	0-1	1	2	3	0	4	1	0	0	0	9
20	Claire Chastain	g	0-3	0-1	0-0	1	2	3	0	0	2	1	0	0	12
21	Terryn Milton	g	0-7	0-0	2-2	3	3	6	0	2	2	2	0	1	28
24	Aysia Evans	g	2-9	1-3	0-0	0	2	2	3	5	2	1	0	2	18
41	Katie Ferrell	g	3-11	1-2	0-2	0	10	10	3	7	6	2	4	4	28
Team						0	0	0							
Totals			25-72	7-15	8-12	12	27	39	19	65	18	15	4	12	198
1st • FG %:		7-19	36.8%	2nd: 6-18	33.3%	3rd: 8-21	38.1%	4th: 4-14	28.6%	Game: 25-72	34.7%	Deadball			
3FG %:		2-6	33.3%	1-3	33.3%	2-2	100.0%	2-4	50.0%	7-15	46.7%	Rebounds			
FT %:		0-0	0.0%	2-2	100.0%	5-6	83.3%	1-4	25.0%	8-12	66.7%	3,1			

Officials:  
 Technical fouls: AR-DUNGEE, Chelsea. UT Arlington-None.  
 Attendance: 1081  
 2018-19 Women's Basketball. Round: 0. Arkansas vs UT Arlington. Played at .

Score by periods	1st	2nd	3rd	4th	Total
AR	15	21	17	13	66
UT Arlington	16	15	23	11	65