



RAZORBACKS

Jeri Thorpe | Associate Communications Director
P: 479-283-3344 | E: jthorpe@uark.edu | ArkansasRazorbacks.com

2018-19 ARKANSAS WOMEN'S BASKETBALL

THE SCHEDULE | 5-2, 0-0 SEC

Date	Opponent	Time/TV	TV
Oct. 29	Southwest Baptist (Exh.)	7 p.m.	W, 115-53
Nov. 1	East Central Univ. (Exh.)	7 p.m.	W, 101-46
Nov. 9	Northwestern St. (Elem. Day)	SECN+	W, 98-53
Nov. 14	at UT Arlington	ESPN+	W, 66-65
Nov. 18	No. 22 Arizona State	SECN	L, 85-83
Nov. 23	vs. Tennessee State-I	7:30 p.m.	W, 79-55
Nov. 24	vs. Pittsburgh-I	7:30 p.m.	L, 61-54
Nov. 25	vs. Wisconsin-I	7:30 p.m.	W, 69-68
Nov. 28	Oral Roberts	SECN+	W, 74-61
Dec. 2	at Iowa State^	2 p.m.	-
Dec. 4	Tennessee Tech	7 p.m.	SECN+
Dec. 8	at Abilene Christian	1 p.m.	-
Dec. 16	Prairie View A&M	2 p.m.	SECN+
Dec. 18	Nebraska	7 p.m.	SECN+
Dec. 20	at Tulsa	2 p.m.	CST
Dec. 30	Jackson State	2 p.m.	SECN+
Jan. 3	Mississippi State*	6 p.m.	SECN
Jan. 6	at Ole Miss*	2 p.m.	SECN
Jan. 10	at Missouri*	7 p.m.	SECN+
Jan. 13	Vanderbilt*	2 p.m.	SECN+
Jan. 21	at Tennessee*	6 p.m.	SECN
Jan. 24	Alabama* (We Back Pat)	7 p.m.	SECN+
Jan. 27	at Florida*	1 p.m.	SECN+
Jan. 31	Georgia*	7 p.m.	SECN+
Feb. 3	South Carolina*	4 p.m.	SECN
Feb. 7	at LSU*	8 p.m.	SECN
Feb. 10	Auburn* (Play4Kay)	1 p.m.	SECN
Feb. 17	at Kentucky*	1 p.m.	SECN+
Feb. 21	at Georgia*	6 p.m.	SECN+
Feb. 24	Ole Miss* (Senior Day)	3 p.m.	SECN
Feb. 28	Missouri*	8 p.m.	SECN
March 3	at Texas A&M*	4 p.m.	SECN
March 6-10	SEC Championship	TBA	SECN, ESPN
!-Music City Thanksgiving Challenge ^-Big 12/SEC Challenge			
*-SEC Contest			

GAME 8 | #23 Iowa State (5-1) | Dec. 2 | Ames, Iowa (Hilton Coliseum | 14,384)



SERIES

Overall	1-1
SEC	0-0
In Fayetteville	1-0
Away	0-1
Neutral	0-0
Postseason	NA

ARKANSAS RAZORBACKS

PTS / GAME	75.0
PTS ALLOWED / GAME	64.4
FG %	.397
FG DEFENSE %	.383
3-PT FG %	.296
3-PT FG DEFENSE %	.306
REB / GAME	40.7
REB ALLOWED / GAME	43.0
LEADING SCORER	Dunjee, 16.3
LEADING REBOUNDER	Williams, 8.3
LEADER IN ASSISTS	Monk, 20
HEAD COACH	Mike Neighbors
ARKANSAS RECORD	18-20 (2)
CAREER RECORD	116-61 (6)

IOWA STATE CYCLONES

PTS / GAME	75.2
PTS ALLOWED / GAME	55.7
FG %	.448
FG DEFENSE %	.322
3-PT FG %	.331
3-PT FG DEFENSE %	.270
REB / GAME	42.0
REB ALLOWED / GAME	37.5
LEADING SCORER	Carleton, 16.0
LEADING REBOUNDER	Carleton, 10.0
LEADER IN ASSISTS	Carleton, 28
HEAD COACH	Bill Fennelly
SCHOOL RECORD	484-254 (23)
CAREER RECORD	650-307 (28)

LAST FIVE MEETINGS

11/19/1979	W	56-39	Fayetteville
12/20/1980	L	71-60	Ames

STORYLINES

A LOT OF OFFENSE

→ Arkansas has three players averaging double digits paced by redshirt sophomore Chelsea Dunjee at 16.3 points per game. Junior college transfer Alexis Tolefree is second on the team with 13.4 ppg followed by senior Malica Monk with 13.0 ppg.

→ Chelsea Dunjee has scored in double figures in all seven games with three 20+ point contests. Monk has six and Tolefree five double-digit games, respectively.

→ Dunjee ranks **seventh in the SEC** followed by Tolefree at No. 22 and Monk at T-No. 24 in the league.

→ Arkansas ranks **sixth in the SEC** averaging 75.0 points per game.

FUNCTIONALLY FAST

→ Play fast and don't turn it over is Arkansas' motto this year.

→ Possessions are important. Arkansas has taken 641 shots (456 FG+185 FT) with 299 (181 FG+118 FT) makes.

→ Arkansas has turned the ball over only 94 times - a little more than Coach Neighbors would like but getting better each game.

SEC/BIG 12 CHALLENGE

→ Arkansas is 2-2 in the SEC/Big 12 Challenge game that began in the 2014-15 season. The event expanded from four teams who played at the SEC and Big 12 Conference Tournament sites the first two seasons to include the Big 12's full membership versus 10 SEC teams beginning in December 2016. The inaugural challenge was held in 2014 in Little Rock, Ark., and featured a top 5 match-up with No. 3 Texas squaring off against No. 4 Texas A&M. Oklahoma and Arkansas, who were both receiving votes in the Associated Press Poll, played in the second game. The conferences split the Challenge with the two games decided by a total of nine points.

FOLLOW, WATCH & LISTEN



@RAZORBACKWBB

TV: Cyclones.TV: <http://bit.ly/2zxejEJ> (ppv)

Talent: TBA

Live Scoring: <http://bit.ly/2Q5eVMn>

Razorback Sports Network from IMG (Radio)

Phil Elson

Fayetteville - KQSM-FM-92.1 /// KYNG-AM - 1590*

Fort Smith - KFPW-AM-1230 /// KHGG-AM-1580*

Rogers - KURM-AM-790 /// FM-100.3

*If there are conflicts on the FM station

THE LINEUP (last game starters)

ALEXIS TOLEFREE



Jr | Conway, Ark.

2 PPG FG% RPG 3-PT
13.4 .294 3.7 18

MALICA MONK



Sr | N. Little Rock, Ark.

3 PPG FG% RPG Ast
13.0 .390 3.0 20

KIARA WILLIAMS



Jr | Little Rock, Ark.

10 PPG FG% RPG MIN
7.4 .579 8.3 20.9


JAILYN MASON



Jr | Mason, Ohio

14 PPG FG% RPG Ast
6.9 .391 3.6 13

CHELSEA DUNJEE



RSO | Sapulpa, Okla.

33 PPG FG% RPG FT%
16.3 .439 4.1 .780

2018-19 @RAZORBACKWBB

NUMERICAL

NO.	NAME	POS	HT	CL	HOMETOWN/PREVIOUS SCHOOL	TWITTER
0	A'Tyanna Gaulden	G	5-7	RSo	Ocilla, Ga./Americus Sumter HS/Florida State	@AtyannaGaulden
1	Raven Northcross-Baker	G	5-9	Sr	Malvern, Ark./Malvern HS/Chipola College	@ravenbaker_4
2	Alexis Tolefree	G	5-8	Jr	Conway, Ark./Conway HS/Jones County JC	@a2smooth_
3	Malica Monk	G	5-5	Sr	N. Little Rock, Ark./NLR HS	@TheRealMalica
10	Kiara Williams	C	6-1	Jr	Little Rock, Ark./LR Central HS	@kiara_will22
13	Grayce Spangler	G	5-10	So	Fayetteville, Ark. Fayetteville HS	@grayce_1313
14	Jailyn Mason	PG	5-9	Jr	Mason, Ohio/William Mason HS	@UofAjbmason
20	Sydney Stout	F	6-0	Jr	Bixby, Okla./Bixby HS	@sydeny_stout_
22	Bailey Zimmerman	F	6-0	Sr	St. Vincent, Ark. /Wonderview HS	@Bailey_Ann22
23	Amber Ramirez*	G	5-9	Jr	San Antonio, Texas/Wagner HS/TCU	@yungram_
24	Taylah Thomas	F	6-1	So	Arlington, Texas/Mansfield Timberview HS	@hailtaylahh
30	Macy Weaver	F	6-3	So	Davis Junction, Ill./Stillman Valley HS	@macyweaver528
33	Chelsea Dungee	G	5-11	RSo	Sapulpa, Okla./Sapulpa HS/Oklahoma	@ChelseaDungee22
52	Rokia Doumbia	G	5-9	Fr	Bradenton, Fla./IMG Academy/Mali, Africa	@23RokiaDoumbia

*Will redshirt due to NCAA transfer rules

COACHING STAFF

Title	Name	Year	Alma Mater
Head Coach	Mike Neighbors	2nd Season	Arkansas, 1993
Assistant Coach	Todd Schaefer	2nd Season	Thomas More College, 1995
Assistant Coach	Lacey Goldwire	2nd Season	Oklahoma State, 2010
Assistant Coach	Pauline Love	2nd Season	Southern Miss, 2010
Director of Operations	Amber Shirey	31st Season	Arkansas, 1992
Director of Video and Scouting	Jeff Brazil	12th Season	Arkansas, 2010
Dir. of Student-Athlete Devel.	C'eira Ricketts	2nd Season	Arkansas, 2015

ELIGIBILITY

Seniors (3)	Juniors (5)	Sophomores (5)	Freshmen (1)
Raven Northcross-Baker	Alexis Tolefree	Chelsea Dungee	Rokia Doumbia
Malica Monk	Jailyn Mason	A'Tyanna Gaulden	
Bailey Zimmerman	Amber Ramirez*	Grayce Spangler	
	Sydney Stout	Taylah Thomas	
	Kiara Williams	Macy Weaver	

ALPHABETICAL

NO.	NAME	POS	HT	CL	MAJOR
52	Rokia Doumbia	G	5-9	Fr	Pre-Business
33	Chelsea Dungee	G	5-11	R-So	Communication
0	A'Tyanna Gaulden	G	5-7	R-So	Apparel Merchandise & Product Development
14	Jailyn Mason	PG	5-9	Jr	Journalism: News/Editorial
3	Malica Monk	G	5-5	Sr	Recreation & Sport Management
1	Raven Northcross-Baker	G	5-9	Sr	Criminal Justice and Sociology
23	Amber Ramirez	G	5-9	Jr	Criminal Justice
13	Grayce Spangler	G	5-11	So	Journalism: Broadcast
20	Sydney Stout	F	6-0	Jr	Marketing
24	Taylah Thomas	F	6-1	So	Nursing/Public Health
2	Alexis Tolefree	G	5-8	Jr	Sociology
30	Macy Weaver	F	6-3	So	Supply Chain Management
10	Kiara Williams	C	6-1	Jr	Communication
22	Bailey Zimmerman	F	6-0	Sr	Apparel Merchandise & Product Development

BY STATE

ARKANSAS	
Malica Monk	N. Little Rock
Raven Northcross-Baker	Malvern
Grayce Spangler	Fayetteville
Alexis Tolefree	Conway
Kiara Williams	Little Rock
Bailey Zimmerman	St. Vincent

GEORGIA

A'Tyanna Gaulden	Ocilla
------------------	--------

ILLINOIS

Macy Weaver	Davis Junction
-------------	----------------

OHIO

Jailyn Mason	Mason
--------------	-------

OKLAHOMA

Chelsea Dungee	Sapulpa
Sydney Stout	Bixby

TEXAS

Amber Ramirez	San Antonio
Taylah Thomas	Arlington

AFRICA

Rokia Doumbia	Mali
---------------	------

FA-NETIK

PRONUNCIATIONS

0	A'Tyanna	AH-tee-ah-nuh
3	Malica	mal-ick-cuh
10	Kiara	KEY-ARE-uh
13	Grayce	GRACE
14	Jailyn	JAY-lyn
23	Rokia Doumbia	ro-KEY-uh DOOM-b-uh
24	Taylah	TAI-lah

THE SOUTHEASTERN CONFERENCE (Nov. 30, 2018)

Team	SEC				Overall					
	W-L	Pct.	H	A	W-L	Pct.	H	A	N	Strk
Kentucky	0-0	.000	0-0	0-0	8-0	1.000	5-0	0-0	3-0	W8
Mississippi State	0-0	.000	0-0	0-0	7-0	1.000	5-0	2-0	0-0	W7
Tennessee	0-0	.000	0-0	0-0	5-0	1.000	3-0	0-0	2-0	W5
Alabama	0-0	.000	0-0	0-0	5-1	.833	4-0	1-1	0-0	W4
Auburn	0-0	.000	0-0	0-0	5-1	.833	3-0	2-1	0-0	W2
Arkansas	0-0	.000	0-0	0-0	5-2	.714	2-1	1-0	2-1	W2
Missouri	0-0	.000	0-0	0-0	5-2	.714	2-1	1-0	2-1	W2
LSU	0-0	.000	0-0	0-0	4-2	.667	3-2	0-0	0-0	L1
Texas A&M	0-0	.000	0-0	0-0	4-2	.667	3-1	1-1	0-0	L1
Georgia	0-0	.000	0-0	0-0	4-3	.571	3-0	1-2	1-1	W1
South Carolina	0-0	.000	0-0	0-0	4-3	.571	2-1	1-0	1-2	W1
Vanderbilt	0-0	.000	0-0	0-0	3-4	.429	3-2	0-2	0-0	W2
Ole Miss	0-0	.000	0-0	0-0	3-5	.375	3-1	0-0	0-3	L3
Florida	0-0	.000	0-0	0-0	0-6	.000	0-3	0-3	0-0	L6

2019 SEC Women's Basketball Tournament
March 6 - 10 • Greenville, SC
Bon Secours Wellness Arena

Wednesday, March 6		
Game 1	Seed #12 vs. Seed #13	TBD
Game 2	Seed #11 vs. Seed #14	TBD
Thursday, March 7		
Game 3	Seed #8 vs. Seed #9	TBD
Game 4	Game 2 winner vs. Seed #5	TBD
Game 5	Seed #10 vs. Seed #7	TBD
Game 6	Game 2 winner vs. Seed #6	TBD
Friday, March 8		
Game 7	Game 3 winner vs. Seed #1	TBD
Game 8	Game 4 winner vs. Seed #4	TBD
Game 9	Game 5 winner vs. Seed #2	TBD
Game 10	Game 6 winner vs. Seed #3	TBD
Saturday, March 9		
Game 11	Game 7 winner vs. Game 8 winner	TBD
Game 12	Game 9 winner vs. Game 10 winner	TBD
Sunday, March 10		
Final	Game 11 winner vs. Game 12 winner	TBD

OPPONENT

- The Cyclone women's basketball team entered the AP Poll this week at No. 23 for the first time since 2014.
- Iowa State is off to a 5-1 start after suffering a 64-59 loss at South Dakota on Wednesday.
- Bridget Carleton (1,478) ranks 11th in school history in scoring. She also needs just two blocked shots move into fifth-place in school history.
- Carleton entered the 2018-19 season with several preseason honors under her belt. She was most recently named to the Naismith Trophy Watch List and Wooden Award Preseason Top 30 list. She also earned a place on the Preseason All-Big 12 team and was recently named to the Cheryl Miller Award watch list. Last season, Carleton was a top-10 finalist for the award.
- Carleton ranks first in the Big 12 in blocked shots (15), free throw attempts (24), and minutes per game (35.17).
- Iowa State leads the Big 12 in 3-point field goals made, attempted and percentage.

BIG 12 CHALLENGE

- Arkansas is 2-2 in the SEC/Big 12 Challenge game that began in the 2014-15 season. The event expanded from four teams who played at the SEC and Big 12 Conference Tournament sites the first two seasons to include the Big 12's full membership versus 10 SEC teams beginning in December 2016. The inaugural challenge was held in 2014 in Little Rock, Ark., and featured a top 5 match-up with No. 3 Texas squaring off against No. 4 Texas A&M. Oklahoma and Arkansas, who were both receiving votes in the Associated Press Poll, played in the second game. The conferences split the Challenge with the two games decided by a total of nine points.

- 2014 Oklahoma W, 71-64 North Little Rock
- 2015 #5 Texas L, 61-50 Oklahoma City
- 2016 Texas Tech W, 66-60 Fayetteville
- 2017 at Kansas L, 71-60 Lawrence

SERIES RECORDS

OPPONENT	SERIES	H	A	N	LAST	NEIGHBORS AT UA
Northwestern State	14-3	10-0	0-3	4-0	H - W 98-53 (11/9/2018)	1-0 1-0
at UT-Arlington	8-0	3-0	3-0	1-0	A - W 66-65 (11/14/2018)	2-0 2-0
Arizona State	1-1	0-1	1-1	0-0	H - L 88-85 (11/18/2018)	2-6 0-2
Tennessee State-!	3-0	1-0	0-0	2-0	N - W 79-55 (11/23/2018)	1-0 1-0
Pittsburgh-!	1-1	0-0	0-0	1-1	N - L 61-54 (11/24/2018)	1-1 0-1
Wisconsin-!	2-0	1-0	0-0	2-0	H - W 69-68 (11/25/2018)	1-0 1-0
Oral Roberts	21-9	16-2	5-7	0-0	A - W 74-61 (11/28/2018)	2-0 2-0
at Iowa State-^	1-1	1-0	0-1	0-0	A - L 71-60 (12/20/1980) First Meeting	
Tennessee Tech	1-1	1-0	0-1	0-0	H - W 79-53 (12/20/2013)	First Meeting
at Abilene Christian	1-0	1-0	0-0	0-0	H - W 79-65 (11/29/2017)	1-0 1-0
Prairie View A&M	1-0	0-0	0-0	1-0	N - W 48-45 (12/10/1979)	First Meeting
Nebraska	0-1	0-0	0-1	0-0	A - L 80-69 (11/6/2017)	0-1 0-1
at Tulsa	21-3	1-2	11-1	0-0	A - W 67-41 (12/10/2017)	1-0 1-0
Jackson State	3-0	3-0	0-0	0-0	H - W 97-58 (11/9/2012)	First Meeting
Alabama	22-15	11-6	10-7	1-2	A - W 74-66 (2/4/2018)	1-1 1-1
Auburn	15-22	8-9	6-11	1-2	A - W 68-58 (1/14/2018)	1-0 1-0
Florida	9-28	5-11	3-12	1-5	H - L 65-51 (1/18/2018)	0-1 0-1
Georgia	5-32	3-15	2-16	0-1	A - L 78-65 (1/11/2018)	0-1 0-1
Kentucky	13-23	9-7	3-13	1-2	A - L 78-57 (2/15/2018)	1-2 0-2
LSU	16-32	9-14	7-15	0-3	H - L 62-57 (2/18/2018)	0-1 0-1
Ole Miss	17-26	12-5	2-16	3-5	H - W 73-72 (12/3/2017)	1-0 1-0
Mississippi State	18-19	10-6	6-11	2-2	A - L 111-69 91/4/2018)	0-2 0-1
Missouri	11-10	6-3	4-7	1-0	H - L 84-58 (2/12/2018)	1-2 0-2
South Carolina	17-17	10-6	5-10	2-1	A - L 90-42 (1/25/2018)	0-1 0-1
Tennessee	3-31	2-14	1-14	0-2	H - L 90-85 (2/8/2018)	0-1 0-1
Texas A&M	21-10	11-3	8-5	2-2	N - L 82-52 (3/1/2018)	1-3 0-2
Vanderbilt	9-25	7-8	1-16	1-1	N - W 88-76 (2/28/2018)	1-1 1-1

UNDER 10

- Arkansas has played four of its seven games to an under-10 point margin.
- The Razorbacks have won two games by a single point (UT-Arlington, Wisconsin).
- Arkansas lost to No. 22 Arizona State by one possession, three points.
- Arkansas lost on a neutral site to Pitt by seven points.

IN COMPARISON

- Arkansas has led four of its seven games at the half.
- Arkansas has outscored opponents in the second half in four games and tied them once.
- Arkansas has made more free throws than its opponents in five games and had the same number of makes once.
- The Razorbacks have committed 10 or fewer turnovers twice (1-1) and had fewer miscues than their opponents in six games (4-2).
- Arkansas has had double-figure steals in five games.

DOUBLING UP

- Chelsea Dungee has scored in double figures in all seven games with 20 points three times (Arizona State, Wisconsin, Oral Roberts).
- Malica Monk has scored in double figures in six games while Alexis Tolefree has posted double digits five times.
- Dungee (3x) and Tolefree (1x) have scored 20+ points in a single game this season.
- Three players have had double figure rebounding games. Kiara Williams had 11 boards against Tennessee State and ORU, Bailey Zimmerman had 11 rebounds against Pitt and Taylah Thomas grabbed 12 rebounds against Wisconsin.
- Bailey Zimmerman had the first double-double of the season and of her career with 11 points and 11 rebounds against Pitt.

NEWCOMERS CAN SCORE

- Alexis Tolefree has led Arkansas in scoring in four games and Chelsea Dungee has led Arkansas in three games.
- Redshirt transfer Chelsea Dungee leads the team averaging 16.3 points per game.
- Junior college transfer Alexis Tolefree is second on the team averaging 13.4 points per game.
- Newcomers Chelsea Dungee, Alexis Tolefree, A'Tyanna Gauden and Rokia Doumbia have scored 261 of Arkansas' 525 points. That is nearly 49.7% of the team's points this season.

SEC CAREER LEADERS

- Malica Monk ranks 11th among active SEC players for career points with 942.
- Kiara Williams is 11th among active SEC players with 324 career rebounds.

WHAT'S HE SAYIN?

Don't be alarmed if you don't understand what Head Coach Mike Neighbors is saying on the bench. He has a language all his own.

Coach Neighbors plays "Positionless Basketball". Instead of having guards, forwards and centers, he has Rabbits, Rackers, Locks and Dragons.



Rabbits run the floor and look to score quickly with a layup.



Rackers are the player with the ball - go to the rack.



Locks are the players who are trying to win the race to the corners



The Dragon is the last player down the court. Watch out for a long distance shot from this spot.

- Malica Monk ranks fourth with 144 career steals and is eight with 272 career assists.

HOME GROWN

- Arkansas has six in-state players on the roster this year.
- That is the most Arkansans on the team since 2010 when there were seven in-state players.
- The Razorbacks have had 113 players from the state on its rosters with Little Rock producing the most with 11 student-athletes.

GUARD HEAVY

- Arkansas has nine players who list their positions as guard or point guard and two others who are guard/forwards.
- The guard-heavy lineup allows the Razorbacks to play "Functionally Fast" - or as fast as they can while functioning at a high level.
- Look for senior Malica Monk and redshirt sophomore A'Tyanna Gauden to handle the ball a lot. Both players are fast and don't make many mistakes.

OUR RECORD WHEN ...

Overall	5-2
Home	2-1
Away	1-0
Neutral	2-1
SEC	TBA
Home	-
Away	-
White Uniforms	2-2
Cardinal Uniforms	3-0
Anthracite Uniforms	-

LEADS/QUARTERS/HALFTIME/OT

Leading after the 1st quarter	3-1
Leading after the 2nd quarter/Half	3-1
Leading after the 3rd quarter	2-1
Leading at the half, home	2-0
Leading at the half, road/neutral	1-0
Tied at the half, home	-
Tied at the half, road/neutral	-
Trailing at the half, home	0-1
Trailing at the half, road/neutral	1-1
Games decided by 5 points or fewer	2-1
Games decided by 10 points or fewer	2-2
Leading with 5:00 left	4-0
Leading with 2:00 left	5-0
Overtime games	-

OFFENSE

Scoring less than 70 points	2-1
Scoring 70-79 points	2-0
Scoring 80-89 points	0-1
Scoring 90-99 points	1-0
Scoring 100+ points	-
2 Players Or Less in Double Figures	-
3 Players in Double Figures	2-1
4 Players in Double Figures	2-1
5 Players in Double Figures	-
More than 5 players in Double Figures	1-0 (NSU)
1 Player Scores 20+ Points	2-0
2 Players Score 20+ Points	0-1
When shooting 50 percent or higher	1-0
When shooting less than 50 percent	4-2

REBOUNDING/TURNOVERS

When outrebounding opponent	4-0
When outrebounded	1-2
When rebounds are even	-
When grabbing 10+ offensive reb	5-2
When forcing 15+ turnovers	5-2
When committing less than 15 turnovers	3-2
When committing 15+ turnovers	2-0

Top Scorers (Includes Ties)

Tolefree	NSU, UTA, ASU, Pitt
Monk	UTA
Dungee	TSU, Wisc., ORU

Top Rebounders (Includes Ties)

Williams	NSU, ASU, TSU, ORU
Thomas	NSU, UTA, Wisc.
Zimmerman	Pitt

Months

In November	5-2
In December	-
In January	-
In February	-
In March	-

WHAT'S NEW?

- Arkansas' new players have stepped up early.
- Redshirt sophomore Chelsea Dungee leads the team averaging 16.3 points per game and has also been in double digits in each of the first seven games.
- Junior college transfer Alexis Tolefree is second on the team averaging 13.4 points per game. Tolefree leads the team with 18 3-point field goals and 11 steals.
- Redshirt sophomore A'Tyanna Gaulden is sixth with 5.9 ppg.

THREEEEEEE POINT BASKET

- Arkansas wants to be a 3-point shooting team.
- The Razorbacks have 45 made 3-pointers this year.
- Alexis Tolefree leads the team with 18 made 3-point baskets followed by Chelsea Dungee with 10 makes from distance.

FUNCTIONALLY FAST

- Coach Neighbors wants Arkansas to play as fast as they can function. That means move quickly but don't make a lot of mistakes and that is exactly what the Razorbacks did last year.
- Arkansas led the SEC and ranked fourth in the nation for fewest turnovers with just 360 miscues in 31 games last season.
- Arkansas has 456 field goal attempts and attempted 185 free throws for a total of 641 shots. They have 94 turnovers heading into the ISU game.
- Arkansas has scored double figure fast break points in five of seven games this year with a season-best 19 FB points against Tennessee State.

SPEAKING OF FAST

Fast starts are something that the Razorbacks want to take advantage of this season. With speed and depth, it will be one of the advantages Arkansas has against bigger teams.

Scoring in the first five minutes:		ASU	12-19 (L)
		TSU	8-9 (W)
SWB	18-2 (exh)	Pitt	8-4 (L)
ECU	9-4 (exh)	Wis	11-5 (W)
NSU	15-9 (W)	ORU	13-2 (W)
UTA	13-4 (W)		

FINISHING STRONG

Along with the fast starts, Arkansas is looking to finish strong - that is the benefit of depth late in the game.

Scoring in the final five minutes:		TSU	14-4 (W)
		Pitt	5-8 (L)
SWB	9-0 (exh)	Wis	12-12 (W)
ECU	17-8 (exh)	ORU	9-10
NSU	9-5 (W)		
UTA	4-6 (W)		
ASU	16-11 (L)		

SOME THINGS REMAIN THE SAME TRUST, TALENT AND TIME

My program will be built on three things. It's very simple.

→ TRUST - The highest form of loyalty that has to be earned, managed and sometimes re-earned. If we don't have this, nothing will work and the stool's legs will fall off and everything will collapse.

→ TALENT - It doesn't mean you can dribble, shoot, pass and rebound. It's a lot of other things like the ability to engage with the fan base and willingness to sign autographs for a 10-year-old child you might be inspiring.

→ TIME - It's just not being on time or making time. It's how you utilize your time and who you invest your time with and be around.

Trust, talent and time. Those will be our pillars.

SIDE BY SIDE

→ One of the things Mike Neighbors stressed when he was hired was his desire to take care of the players, the staff and the fans who have been loyal to the Razorback program. He has told our fans that he wants them to stand "Beside Us". Don't be behind us, stand next to us and go through the process of building our program.

→ You will notice the team and coaches line up and walk side-by-side from the half court line to the baseline of every game. It is a final moment of reflection, a chance to clear your head and a reminder that we are in this together.

HOME SWEET HOME

→ Arkansas has had just one losing home season in 42 years (2009-10)

→ Arkansas is 424-147 (2-1 in '18-'19) in home games including a 264-111 record in Bud Walton Arena. Arkansas was 159-35 in Barnhill Arena.

OUR RECORD WHEN ...

MARGIN OF VICTORY/DEFEAT	Points	Win	Loss	Total
1		2	0	2-0
2				
3		0	1	0-1
4				
5				
6				
7		-	1	0-1
8				
9				
10				
11-15		1	0	1-0
16-19				
20+		2	0	2-0

QUARTER RECORDS

Most First Period Points

2018-19	28	NSU (11-9-18)
All-Time	29	at Alabama (1-15-17)
Opponent	33	No. 15 Missouri (2-12-18)

Fewest First Period Points

2018-19	15	at UTA (11-16-18)
All-Time	3	UTEP (11-24-17)*
Opponent	6	SHSU (11-11-16)

Most Second Period Points

2018-19	28	NSU (11-9-18)
All-Time	31	HBU (12-28-16)
Opponent	35	at #2 S. Carolina (1-3-16)

Fewest Second Period Points

2018-19	8	Pitt (11-24-18)
All-Time	4	vs. Kentucky (2-17-17)
Opponent	3	at Alabama (1-15-17)

Most First Half Points

2018-19	56	NSU (11-9-18)
All-Time	65	Tenn State (11-27-88)
Opponent	63	Texas (1-9-89)

Fewest First Half Points

2018-19	18	ORU (11-28-18)*
All-Time	11	at Missouri (3-1-15)*
Opponent	8	Montana State (1-5-03)

Most Third Period Points

2018-19	20	Pitt (11-24-18)*
All-Time	34	HBU (12-28-16)*
Opponent	30	at Miss State (1-4-18)*

Fewest Third Period Points

2018-19	15	Wisconsin (11-25-18)*
All-Time	7	Florida (1-18-18)*
Opponent	4	LSU (1-21-16)

Most Fourth Period Points

2018-19	23	No. 22 Arizona State (11-18-18)
All-Time	32	Tulsa (11-23-15)
Opponent	33	Alabama (1-7-18)

Fewest Fourth Period Points

2018-19	13	at UTA (11-16-18)
All-Time	5	#7 Ore. St. (11-28-15)
Opponent	10	#24 Missouri (1-17-16)*

Largest Margin of Victory

2018-19	56 (98-53)	NSU (11-9-18)
All-Time	79 (108-29)	B Wesleyan (2-18-77)
Opponent	54 (28-82)	La Tech (11-30-78)

*Most Recent

FROM MIKE NEIGHBORS

Here is a quick look at a couple observations from head coach Mike Neighbors about this year's team:

→ We are still small. There is no getting around it - Malica Monk did not grow in the off-season. This year, Arkansas has nine guards with Monk listed at 5-5 and Grayce Spangler and Chelsea Dungee at 5-11. If you look at the four guards who return with playing experience our average height is about 5-7.

→ We may be small but we are fast. Look for Arkansas to push the tempo even more this season. Not only do the Razorbacks have individually fast players, they have a lot of them so legs should be fresh for the entire game.

→ Neighbors is looking for a high number of shot attempts versus a low number of turnovers. Turnovers are a wasted possession - you don't have a chance to score. Last season, Arkansas took 2077 shots and committed just 360 turnovers. Arkansas ranked **fifth in the SEC** in shots taken and was **first in the SEC** with just 360 turnovers.

→ Arkansas has more shot-makers this year. The Razorbacks return their leading scorer and add in a couple of redshirt players who made significant offensive contributions during the trip to Italy, the exhibitions and non-conference games.

MONK'S SCORING

→ Malica Monk returns as the team's leading scorer averaging 15.9 points per game last season.

→ Monk scored in double figures in 29 of 31 games as a junior including 14 games in a row to start the year. **She has scored in double digits in six games this season.**

→ Monk scored 20+ points 10 times including a career-best 25 points against No. 11 Tennessee on Feb. 8, 2018 as a junior.

→ Monk is on track to become the 28th player in program history to score 1,000 career points.

→ One stat for Monk should go in the other direction ... Arkansas has more depth this season so look for her minutes per game to drop as Coach Neighbors keeps her legs fresh for the fourth quarter.

MONK GETS PRESEASON NOD

Senior Malica Monk was selected as a Second-Team All-Southeastern Conference honoree in a vote by the league's coaches. Monk, a senior from Little Rock, Arkansas, led the Razorbacks and was 12th in the SEC averaging 15.9 points per game a year ago. Billed as one of the fastest players in the SEC, Monk also accounted for 3.4 rebounds per game, had a team-best 122 assists, made 38 3-pointers and went 114-146 from the line as a junior.

RECORDS WATCH

THE ROAD TO 1,000

→ Malica Monk began the season with 894 career points and has 91 points this year for 942 career points

→ She averages 10.2 ppg for her career and, if she plays in 23 more games (one game into the SEC Tournament), she would add 234.6 points to her total - well over the 1,000-point plateau (1,176.6).

→ That milestone would make Monk the 28th player in program history to score 1,000 career points and would have her moving into the top-20 scorers at Arkansas.

THE POLLS

Nov. 26

AP TOP 25

RK	TEAM	RECORD	PTS
1	Notre Dame (31)	6-0	775
2	UConn	5-0	735
3	Oregon	6-0	705
4	Baylor	6-0	674
5	Louisville	5-0	660
6	Mississippi State	6-0	606
7	Maryland	6-0	576
8	Stanford	6-0	567
9	Oregon State	5-1	523
10	Texas	6-0	494
11	Tennessee	5-0	476
12	Syracuse	6-1	422
13	NC State	6-0	410
14	Iowa	4-1	323
15	California	6-0	287
16	DePaul	3-2	285
17	Texas A&M	4-1	221
18	South Carolina	3-3	212
19	Arizona State	3-2	178
20	Minnesota	5-0	170
21	Miami	6-1	148
22	Marquette	4-1	137
23	Iowa State	5-0	93
24	Drake	6-1	73
25	Kentucky	7-0	68

Others receiving votes: Northwestern 59, Missouri 59, West Virginia 59, Georgia 18, South Florida 17, Virginia Tech 13, Michigan 10, Utah 6, North Carolina 5, USC 4, Florida State 3, Boise State 2, LSU 2

Nov. 27

USA TODAY COACHES POLL

RK	TEAM	RECORD	PTS
1	Notre Dame (32)	6-0	800
2	UConn	5-0	763
3	Oregon	6-0	723
4	Louisville	6-0	705
5	Baylor	6-0	661
6	Mississippi State	6-0	631
7	Stanford	6-0	576
8	Maryland	6-0	563
9	Oregon State	5-1	548
10	Texas	6-0	542
11	Tennessee	5-0	466
12	Syracuse	6-1	447
13	NC State	6-0	427
14	DePaul	4-2	322
15	Iowa	4-1	297
16	Texas A&M	4-1	239
17	Marquette	4-1	212
18	California	6-0	209
19	South Carolina	3-3	193
20	Miami	6-1	179
21	West Virginia	4-1	133
22	Iowa State	5-0	110
23	Arizona State	3-2	105
24	Drake	6-1	104
25	Kentucky	7-0	100

Others receiving votes: Michigan 69, South Florida 62, Missouri 59, Minnesota 36, Florida State 32, USC 25, Northwestern 13, Green Bay 11, Gonzaga 10, Virginia Tech 7, Kansas 6, Oklahoma State 5, Georgia 3, UCF 2, Tulane 1, Duke 1, New Mexico 1, UAB 1, South Alabama 1

1,000 POINT CLUB

21.	Amanda Holley (81-84)	3	94	1,154
22.	Monica Brown (83-87)	4	103	1,145
23.	Kelly Johnson (92-96)	4	113	1,109
24.	Blair Savage (89-93)	4	114	1,072
25.	Sarah Pfeifer (02-08)	6	124	1,056
26.	Kim Bunge (79-83)	4	114	1,047
27.	Lonniya Bragg (97-01)	4	129	1,036
28.	Whitney Jones (05-09)	4	119	961
29.	Malica Monk (16-present)	4	92	942
30.	Keira Peak (11-14)	4	126	936
31.	Charity Ford (07-10)	4	117	917
32.	Rochelle Vaughn (02-06)	4	120	894
33.	Devin Cospier (2016-18)	3	88	866
34.	Jhasmin Bowen (12-15)	4	108	861
35.	Lanell Dawson (85-87)	2	59	858
	Jailyn Mason (17-present)	3	68	616

GIMMIE THE BALL

- Malica Monk and Jailyn Mason are also climbing the career assists ladder.
- Monk began the year tied for No. 17 in program history and has 20 assists this year. She is currently No. 14 overall.
- Mason is just outside the top-25 with 198 assists.

NAME (CAREER)	YR	GP	AST
1. Amy Wright (98-02) *	4	131	717
2. Calli Berna (12-15)	4	128	667
3. Amber Nicholas (88-92)	4	117	538
4. C'eira Ricketts (09-12)	4	129	516
5. Christy Smith (94-98)	4	111	507
6. Tracy Webb (83-87)	4	117	444
7. Brittney Vaughn (04-08)	4	129	424
8. Rochelle Vaughn (02-06)	4	120	421
9. Donna Wilson (87-89)	2	58	332
Kimberly Wilson (93-97)	4	120	332
11. Cheryl Orcholski (80-84)	4	123	323
12. Juliet Jackson (86-90)	4	120	313
13. India Lewis (99-03)	4	128	276
14. Malica Monk (16-pres.)	4	92	272
15. Christi Willson (87-91)	3	87	268
16. Lynday Harris (09-10)	4	123	265
17. Lakishia Harper (99-03)	4	125	257
18. Shea Henderson (90-94)	4	92	252
19. Blair Savage (89-93)	4	114	233
20. Kristin Peoples (03-06)	3	71	229
21. Wendi Willits (97-00)	4	131	228
22. Sally Moore (89-91)	2	61	215
23. Doris Gaiser (81-85)	4	119	210
24. Sytia Messer (95-99)	4	128	208
Jailyn Mason (2017-present)	3	68	198

*--Also ranks sixth all-time in SEC history

SPECIALTY STATS

Opponent	T/O	2ndCh	Paint	FastB	Bench	Ties	Leads	WL	Score	Leads overcome
NSU	36	14	38	11	46	0	0	W	98-53	
UTA	13	12	32	15	10	4	7	W	66-65	trailed by 7 3rd-5:11
#22 ASU	17	14	40	10	11	2	2	L	85-88	lost 2 2nd-3:43
TSU	35	12	30	19	26	1	3	W	79-55	Trailed by 5 1st-8:16
Pitt	19	10	22	10	17	1	0	L	54-61	lost 2 1st-9:40
Wis	15	11	28	6	6	2	3	W	69-68	trailed by 15 3rd-4:12
ORU	22	7	22	7	14	0	0	W	74-61	
Totals	157	80	212	78	130	10	15			
APG	22.4	11.4	30.3	11.1	18.6	1.4	2.1			
Opponent	76	69	216	22	167	12	14			
APG	10.9	9.9	30.9	3.1	23.9	1.7	2.0			

BIGS KEY TRANSITION

Coach Neighbors believes that the bigs key Arkansas' transition game. If they can run the court - and Kiara Williams, Taylah Thomas and Macy Weaver can - it puts pressure on the defense. If our opponents' bigs don't get back, a guard has to pick one of our players up leaving someone open.

THE 2018 SIGNING CLASS

Signee	Pos.	Ht.	Hometown
Destinee Oberg	C	6-3	Burnsville, Minn.
Makayla Daniels	PG	5-8	Frederick, Md.
Marquesha Davis	F	6-0	Springdale, Ark.
Ginger Reece	F	5-10	Lawton, Okla.
Amber Ramirez	G	5-9	San Antonio, Texas

- The class is ranked No. 11 by Blue Star Sports.
- The recruiting class is ranked No. 4 in the Southeastern Conference behind powerhouses South Carolina, Tennessee and Mississippi State by All Star Girls Report. The class ranks 15th in the nation by the same service.

THE NATION'S PREMIER WBB CONFERENCE

- With nine national championships, 12 runner-up finishes, a nation-leading 38 Final Four appearances and 132 first-team All-America honors, the SEC stands firmly as the nation's premier intercollegiate women's basketball conference.
- Seven SEC teams played in the NCAA Tournament and an eighth team in the WNIT in 2018.
- Thirteen of the current SEC coaches have led teams to the NCAA Tournament, eight with their respective SEC teams.
- Eight current SEC coaches have taken teams to the Sweet 16, seven have advanced to the Elite Eight and four have gone on to the Final Four.
- Four current SEC coaches have been head coaches in the Final Four with two winning national championships.

STRONG NON-CON AS WELL

- In addition to the challenge of the SEC, Arkansas faces two additional NCAA Tournament teams in Arizona State and Nebraska in the non-conference portion of the schedule.
- Iowa State, a team Arkansas plays for the first time since 1980, is this year's Big 12/SEC Challenge opponent. The Cyclones have reached the NCAA Tournament 17 times in the last 22 years.
- Arkansas faces 14 non-conference opponents from 10 conferences ... Four of those teams finished in the top-4 in their league standings in 2018.
- The Razorbacks have faced all 14 of this year's non-conference opponents.
- Coach Neighbors is facing six of the non-conference foes for the first time as a head coach. They are: Northwestern State, Tennessee State, Iowa State, Tennessee Tech, Prairie View A&M and Jackson State.
- As a program, Arkansas is 73-19 against this year's non-conference opponents.
- Coach Neighbors is 8-6 as a HC against the non-conference schedule.

STARTERS

Game	G	G	G	F	
NSU	Northcross-Baker	Tolefree	Monk	Dungee	Williams
UTA	Mason	Tolefree	Monk	Dungee	Williams
ASU	Mason	Tolefree	Monk	Dungee	Williams
TSU	Mason	Tolefree	Monk	Dungee	Williams
PITT	Mason	Tolefree	Monk	Dungee	Williams
WISC	Mason	Tolefree	Monk	Dungee	Williams
ORU	Mason	Tolefree	Monk	Dungee	Williams
ISU					
TTU					
ACU					
PVAM					
NEB					
TUL					
JSU					
MSU					
OM					
MO					
VU					
UT					
ALA					
FLA					
GA					
SC					
LSU					
AU					
KY					
GA					
OM					
MO					
TAMU					

LEADS AND DEFICITS

Biggest Halftime Lead	29, NSU
Biggest Halftime Lead Lost	-
Biggest Halftime Deficit	7, Pitt
Biggest HT Deficit Erased	-
Biggest Overall Lead	46, NSU
Biggest Win Margin	45, NSU
Biggest Loss Margin	7, Pitt
Biggest Deficit Overcome	15, Wisc.

JUMP BALLS

Arkansas	2
Opponents	4

FIRST POINTS

Tolefree	NSU, ASU, TSU
Dungee	Pitt, Wis.
Monk	UTA

DOUBLE FIGURE POINTS

Dungee	7
Tolefree	5
Monk	5
Williams	2
Mason	2
Zimmerman	2
Doumbia	1
Gaulden	1
Thomas	1

LEADING SCORER

Tolefree	3
Dungee	3
Zimmerman	1
Monk	1

DOUBLE FIGURES FIRST HALF

Tolefree	NSU, ASU
Dungee	UTA

DOUBLE FIGURES/QUARTER

Tolefree	ASU (10)
----------	----------

20/30-PLUS POINTS

Tolefree	ASU
Dungee	ASU, Wis., ORU

DOUBLE FIGURE REBOUNDS

Williams	TSU, ORU
Zimmerman	Pitt

LEADING REBOUNDER

Williams	4
Thomas	3
Zimmerman	1

DOUBLE DOUBLES

Zimmerman	Pitt
-----------	------

5+ASSISTS/10+ ASSISTS

Tolefree	Pitt
----------	------

FIRST OFF THE BENCH

Thomas	6
Zimmerman	5
Doumbia	2
Gaulden	3
Mason	1
Raven Northcross-Baker	1
A'Tyanna Gaulden	1

CHARGES DRAWN

Gaulden	ASU
Dungee	Pitt
Tolefree	ORU (2)

FORCED 10 SECOND VIOLATION

2018-19	TBA
---------	-----

FORCED SHOT CLOCK VIOLATION

2018-19	4
---------	---

FORCED INBOUND VIOLATION

2018-19	ASU
---------	-----

AND 1 CONVERSIONS

Dungee	2
Gaulden	1
Doumbia	1
Tolefree	1
Monk	1
Zimmerman	1

AND 1 MISS

Williams	3
Dungee	1
Monk	1

BUZZER BEATERS

Tolefree	UTA (game winner)
Monk	Wisc (4.7 seconds, game winner)
Gaulden	ORU (:01, 1Q, 20-11)

SCORES BY QUARTERS

Opponent	1	2	HT	3	4	OT	Total
NSU	28/14	28/13	56/27	20/19	22/17	-	98/53
UTA	15/16	21/15	36/31	17/23	13/11	-	66/65
ASU	25/29	17/17	42/46	20/23	23/19	-	85/88
TSU	22/12	15/22	37/34	15/14	27/7	-	79/55
PITT	10/17	8/8	18/25	20/21	15/16	-	54/61
WISC	20/17	11/16	31/33	15/19	23/16	-	69/68
ORU	20/11	18/12	38/23	18/15	18/23	-	74/61
ISU							
TTU							
ACU							
PVAM							
NEB							
TUL							
JSU							
MSU							
OM							
MO							
VU							

Opponent	1	2	3	4	OT	Total
UT						
ALA						
FLA						
GA						
SC						
LSU						
AU						
KY						
GA						
OM						
MO						
TAMU						

THE LAST TIME ...

OFFENSE

Scored 110+	110, vs. Providence (11/16/98)
Scored 100+ points at home	101, Houston Baptist, 12-28-16
Scored 100+ points on the road	108, Baylor (3-6-91; SWC Tourn., Dallas)
Scored 90-99 points	98 vs. Northwestern State, 11-9-18
Scored 90+ points at home	98 vs. Northwestern State, 11-9-18
Scored 90+ points on the road	91, (91-80 Win in 3OT, 2-10-13, at Alabama)
Scored 80-89 points	85, No. 22 Arizona State (11-18-18)
Scored 80-89 points at home	86, Mississippi Valley State (12-28-15)
Scored 80-89 points on the road	88, Vanderbilt (2-28-18) (SEC Tourn.)
Scored 70-79 points	74, ORU, 11-28-18
Scored 70-79 points at home	74, ORU, 11-28-18
Scored 70-79 points on the road	79, Tennessee State (11-23-18) (neutral)
Scored 60-69 points	69, Wisconsin (11-25-18)
Was held to 50-59	54, Pitt (11-24-18)
Was held to 49-40	42 at No. 9 South Carolina (1-25-18)
Was held to 39-20	32, at No. 2 South Carolina (1-3-16)
Was held to 20 or less	N/A
Made 30-39 field goals	32, No. 22 Arizona State (11-18-18)
Made 20-29 field goals	23, ORU, 11-28-18
Made 10-19 field goals	19, Pitt (11-24-18)
Made 10 three-point field goals	11 vs. Northwestern State, 11-9-18
Did not make 3-pointer (since 1986)	0-10, at Miss State (L 44-47), 2-3-13
Made 30 free throws	38 at Florida (38-54); (2-22-04)
Made 15+ Free Throws	24, ORU, 11-28-18
Shot 40-49 or better	47.8 (32-67), No. 22 Arizona State (11-18-18)
Shot 50-59 or better	57.6 (34-59) vs. Northwestern State, 11-9-18
Shot 60 % or better600 (36-60) vs. Ole Miss (W, 93-52; 3-3-13)
Held to less than 40 %	34.8% (23-66), ORU, 11-28-18
Held to less than 30 %	25.7% (19-17) vs Pitt (L, 61-54; 11-24-18)
Held to less than 20 %182 (10-55) vs. No. 6/7 Tennessee (1-8-12; L, 38-69)
Opponent shot over 50%	50.0% (33-66) vs. No. 15 Texas A&M (3-1-18) (SEC Tournament)
Held opponent to less than 40%	34.4% (21-61), ORU, 11-28-18
Held opponent to less than 30%	27.0% (17-63) vs. Tennessee State (W, 79-55; 11-23-18)
Opponent shot less than 20% in a half200 (5-25), Grambling, 12-29-14 (1st)
Had 20 or more assists in a game	27, Houston Baptist, 12-28-16

DEFENSE

Allowed 100 points	104 vs. No. 17 Texas A&M (2-22-18)
Allowed 80-99 points	88, No. 22 Arizona State (11-18-18)
Allowed 70-79 points	76 Vanderbilt, 2-28-18 (SEC Tournament)
Allowed 69-60 points	61, ORU, 11-28-18
Held opponent to 59-50 points	53 vs. Northwestern State, 11-9-18
Held opponent to 40-49 points	41, Tulsa, 12-10-17
Held opponent to 39-30	36, Northwestern State, 12-18-16
Held opponent under 45 points three cons. games	45, SHSU (11-8-13, W 81-45); 33 ORU (11-13-13, W 91-33); 45, Furman (11-16-13, W, 74-45)
Held an SEC opponent under 50 points in 3 cons. games	47, Auburn (1-29-15, W, 52-47); 42, Alabama (2-1-15, W, 53-42); #24/21 Georgia (2-9-15, W, 54-48)
Held opponent to 29 points or less	23, Binghamton, 11-30-13
Held an opponent under 15 points in a half	13, Northwestern State, 12-18-16
Held opponent under 15 field goals	14, Houston Baptist, 12-28-16
Held opponent under 15% from 3-point	14.3% (2-14), at Auburn, 1-14-18
Had 70+ rebounds	74, Mississippi Valley State (11-24-89)
Had 60-69 rebounds	61, Tulsa, 12-10-17
Had 50-59 rebounds	55, vs. NMSU, 11-25-17
Had five or more blocked shots in a game	7, ORU, 11-28-18
Had 20 or more steals in a game	20, ORU (11-13-13)
Had 15 or more steals in a game	16, at Florida, 2-9-17
Had 20 or more turnovers in a game	23 at Arizona State, 12-21-17
Forced 20-25 or more Turnovers in a game	22, Pitt , 11-24-18

OTHER

Won an overtime game	91-80 Win in 3OT, 2-10-13, at Alabama
Lost an overtime game	Florida (71-66), 1-28-16
Won a double overtime game	73-72, vs. Florida (1-29-12)
Lost a double overtime game	N/A
Won a triple overtime game	91-80 Win in 3OT, 2-10-13, at Alabama
Played consecutive OT games	1-24-16 at Auburn (lost); 1-28-16 vs Florida (lost)
Won regular season tournament	Nugget Classic (Reno, Nev., Nov. 25-26, 2016)
Defeated ranked team	64-52, No. 24 Missouri, 1-17-16
Defeated a ranked team on the road	57-53, at #19/18 LSU, 2-23-14; 77-76, #17/16 Iowa (Las Vegas), 12-18-14
All-time SEC win streak	8 games (1-15-12: Auburn through 2-15-12: at Auburn)
All-time SEC home win streak	5 games (1-15-12: Auburn -- 2-9-12: S. Carolina)

A RAZORBACK PLAYER ...

Scored 20-24 points	21, Chelsea Dungee, ORU, 11-28-18
Scored 25-29 points	25, Kiara Williams vs. Vanderbilt, 2-28-18 (SEC Tournament)
Scored 30+ points	34, Jessica Jackson, Houston Baptist, 12-28-16
Scored 20+ points 10 times in a season	Malica Monk, 2017-18 (Samford 21, Neb. 22, ORU 24, NMSU, 22, KU 21, UTA 20, Ala. 21, FL 23, Tenn 25, 20 VU)
Double figures in 15 cons games (Season)	Jessica Jackson, 11/11/16, LSU 1-8-17
Scored 23+ points in three cons games	Jessica Jackson (24 at Georgia 1-16-14, 31 vs. Ole Miss 1-19-14, 23 at Kentucky 1-26-14)
Three players scored double figures in 1 game	at UT-Arlington, 11-14-18 (Monk, Tolefree, Dungee)
Four players scored double figures in 1 game	Wisconsin, 11-25-18
Four players scored doubles figures for 4 cons. games	Monk, 13; Williams, 13, Mason, 12, Dungee 20
Five players scored double figures in 1 game	vs. Kansas, Furman, MVSU, and NSU
Seven players scored in double figures in 1 game	Vanderbilt, 2-28-18 (SEC Tournament (Monk, Cosper, Mason, Williams, Northcross-Baker)
Made 10+ field goals in a game	vs. Northwestern State, 11-9-18 (Tolefree, Gaulden, Monk, Thomas, Doumbia, Dungee, Williams)
Attempted 15-19 field goals in a game	11, Kiara Williams vs. Vanderbilt, 2-28-18 (SEC Tournament)
Attempted 20+ field goals in a game	19, Chelsea Dungee, ORU, 11-28-18
Attempted 10 free throws in a game	23, Alexis Tolefree vs Pitt, 11-24-18
Made 5 or more 3-pt FG in a game	12, Malica Monk vs. UTA, 12-17-17
Attempted 10+ 3-pointers in a game	6, Devin Cosper, No. 11 Tennessee, 2-8-18
Had 10-14 rebounds	16, Alexis Tolefree vs. Pitt, 11-24-18
Had 15+ rebounds	11, Kiara Williams, ORU, 11-28-18
Had 10 offensive reb - Records go back to 05-06	16, Kiara Williams, Grambling State, 12-28-17
Had 10 defensive reb - Records go back to 05-06	11, Melissa Wolff vs. New Orleans (1-30-15)
Had 10+ assists	13, Devin Cosper, Alabama, 1-7-18
Had 10+ assists in cons games	10, Malica Monk, Grambling State, 12-28-17
Had 5+ blocks in a game	Jailyn Mason (11 vs. HBU, 12-28-16 and 10 at Ole Miss, 1-1-17), Calli Berna (11 vs. No. 10/8 KY 2/7/13 and 11 at UA 2/10/13)
Had 10+ blocks in a game	(3x) 5, Jessica Jackson (vs. ORU, 11-13-13); (No. 25 Vanderbilt, 2-20-14); (at Tulsa, 12-14-14)
Had 5 or more steals in a game	9, Robyn Irwin vs. SMSU, 12-19-88 (school record)
Had a double-double	5, Malica Monk vs. NMSU, 11-25-17
Had a double-double in two cons games	Kiara Williams (15/14), at Auburn, 1-14-18
Had two players record a double-double	2017-18: Devin Cosper (25/14) Charlotte and (11/11) Tulsa
Had seven double-doubles in a season	Kiara Williams (12 pts/16 reb) & Malica Monk (10 pts/10 reb.), Grambling State, 12-28-17
Had 10+ double-doubles in a season	Devin Cosper, 2017-18 (SHSU, ORU, NMSU, Char., Tulsa, OM, AL)
Had a triple-double	2006-07, Lauren Ervin (14) 14 pts, 13 reb, 12 asts, C'eira Ricketts vs. Auburn (1-18-09)

MORE ABOUT MIKE

Hometown: Greenwood, Ark. (Greenwood HS)
Family: Daughter Abby; Son Alec
Alma Mater: Arkansas, 1993

NEIGHBORS BY THE NUMBERS

115	Wins (116-61, 6 seasons)
11	Players drafted in the WNBA
10	Signed McDonalds' All-Americans
5	Years as a head coach
4	Postseason appearances
1	Final Four appearance



LEARN MORE

Sign up for Mike Neighbors' newsletter and listen to his podcasts at CoachNeighbors.com

NABES FAVES

TOP 10 MOVIES

1. A Few Good Men
2. The Hunt For Red October
3. The Silence Of The Lambs
4. Hoosiers
5. Pretty Woman
6. Moneyball
7. Top Gun
8. JFK
9. The Lion King
10. Purple Rain

See the entire list here: <http://imdb.to/2royaEO>

TOP 10 SONGS

1. Sweet Child O' Mine (Guns N' Roses)
2. You Shook Me All Night Long (AC/DC)
3. Man In The Mirror (Michael Jackson)
4. Amarillo By Morning (George Strait)
5. Jessie's Girl (Rick Springfield)
6. Hysteria (Def Leppard)
7. Fishin' In The Dark (Nitty Gritty Dirt Band)
8. The Ballard of Curtis Loew (Lynyrd Skynyrd)
9. Wanted Dead Or Alive (Bon Jovi)
10. Let's Go Crazy (Prince)

TOP 10 TV SHOWS

1. West Wing (first three seasons)
2. The Wire
3. Breaking Bad
4. Seinfeld
5. The Newsroom
6. Prison Break
7. Arrested Development
8. Game of Thrones
9. The Sopranos
10. The Goldbergs

Entire list: <http://www.imdb.com/list/ls009377912/>



MIKE NEIGHBORS

THE MOST INTERESTING COACH IN COLLEGE BASKETBALL

Second Season / Career Record: 116-61 (6) / Arkansas Record: 18-20 (2)

ROOKIE NOD TO NAISMITH NOMINEE

In four short years Mike Neighbors went from a Spalding Maggie Dixon Division I Rookie Coach of the Year nominee in 2014, to a Naismith Women's College Coach of the Year national semifinalist in 2017.

Neighbors guided UW to an historic campaign in 2016-17 leading the Huskies to 27 wins, it's second most in program history, and he was just one shy of the all-time a school record set in 1990 (28).

Picked to place third in the Pac-12 in the preseason poll, UW tied for second in the league with a 15-3 record, it's best conference finish since 2003. The Huskies' 15 conference wins tied for third most in program history. Washington, who entered conference play with the program-best 12 non-conference wins, clinched its first-ever bye in the first round of the Pac-12 Tournament. Washington put together an 11-game win streak and a six-game win streak in Pac-12 play in 2016-17.

TIMELINE

- Bentonville HS Head Coach 1994-98
- Cabot HS Head Coach 1998-99
- Arkansas Director of Ops 1999-01
- Tulsa Univ. Assistant Coach 2001-05
- Univ. of Colorado Assistant Coach 2005-06
- Univ. of Arkansas Assistant Coach 2006-07
- Xavier Assistant Coach 2007-2011
- Univ. of Washington Assistant Coach 2011-13
- Univ. of Washington Head Coach 2013-17
- Univ. of Arkansas Head Coach 2017-present

COACHING AT MY ALMA MATER

- Mike Neighbors Arkansas, 1993
- Holly Warlick Tennessee, 1981

A couple of other coaches have SEC ties. Joni Taylor is the head coach at Georgia and a 2002 graduate of Alabama. Matthew Mitchell is a 1995 graduate of Mississippi State and is the head coach at Kentucky. Nikki Fargas graduated from Tennessee in 1994 and is the head coach at LSU. Vic Schaefer is the head coach at Mississippi State and a 1984 graduate of Texas A&M.

COACHING HISTORY

University of Washington

Year	Overall	Pac-12	Finish
2013-14	20-14b (.588)	10-8 (.556)	6
2014-15	23-10 (.697)	11-7 (.611)	5
2015-16	26-11 (.703)	11-7 (.611)	5
2016-17	29-6 (.829)	15-3 (.833)	T-2

University of Arkansas

Year	Overall	SEC	Finish
2017-18	13-18 (.419)	3-13 (.188)	T-11
2018-19	5-2 (.714)	0-0	TBA

Totals 116-61 (.655) 50-38 (.590) 6 yrs

PLAYER DEVELOPMENT

YEAR	UNIVERSITY	PLAYER	ROUND	OVERALL	TEAM NOTE
2017	Washington	Kelsey Plum	1	1	San Antonio Spurs ! @
	Washington	Chantel Osahor	2	21	Chicago Sky ! @
2016	Washington	Talia Walton	3	29	Los Angeles Sparks ! @
2011	Xavier	Amber Harris	1	4	Minnesota Lynx #
	Xavier	Ta'Shia Phillips	1	8	Atlanta Dream #
	TAMU/UAFS	Tanisha Smith	2	22	Seattle Storm #
	Colorado	Brittany Spears	2	19	Phoenix Mercury *
2009	Arkansas	Shameka Christon	1	5	New York Liberty #
2008	Arkansas	Lauren Ervin	3	37	Connecticut Sun #
2006	Tulsa	Megan Moody	-	-	Houston Comets
					Free Agent #
2003	Tulsa	Allison Curtin	1	12	Houston Comets ! #
	Arkansas	Dana Cherry	2	23	Traded to Detroit Shock
					Charlotte Sting

*-Recruited but did not coach

!-At the school when player was drafted

@-Worked with player as a head coach

#-Worked with player as an assistant coach

S-Worked with player as other (GA, etc)

COACHING DEVELOPMENT

Coach	w/Nabes	Now
Fred Castro	'14, '15, '16	HC Eastern Michigan
Adia Barnes	'14, '15	HC Arizona
Adam Call	'14	AC Eastern Michigan
Morgan Valley	'16	AC Arizona
Todd Schaefer	'16	AC Arkansas
Jasmine Lister	'16	AC DePaul

THE MOST INTERESTING MAN IN COLLEGE BASKETBALL

→ Grew up with a "Big Touk": Coach is lactose intolerant and often had Coke in his bottle.

→ Blueberry Please: When he got old enough to make his own breakfast, Pop Tarts were a regular. He liked the chocolate ones as a kid but prefers frosted blueberry now.

→ Movies: His expansive movie collection includes digital, disk and VHS copies. Did you know he used to work at BlockBuster?

→ Lunch Boxes: Coach collects tin lunch boxes and has them displayed in his home. His first lunch box had KISS on it. He got it in second grade.

→ Athens City Champion: Coach stumbled upon a dart tournament while on a trip to Athens, Georgia. He joined in and was one of the two-man winning team.



IT'S BIGGER THAN THE GAME

Mike Neighbors continued his support of breast cancer awareness this year serving as a Koman Ozarks Big Wig. He headlined a team tasked to raise both money and awareness for and of breast cancer.

Former Razorback India Lewis (1999-2003) lost her battle with breast cancer in August 2018. She was just 36 years old.

NEIGHBORS VERSUS ...			Oklahoma	1	2
Abilene Christian	1	0	Ole Miss	1	0
Alabama	1	1	Oral Roberts	2	0
Arizona State	2	6	Oregon State	1	6
Arizona	6	0	Oregon	5	3
Auburn	1	0	Pennsylvania	1	0
Boise State	1	0	Pittsburgh	1	1
BYU	1	0	Portland	3	1
California	4	3	Prairie View A&M	TBA	
Charlotte	1	0	Saint Mary's	0	1
Colorado State	1	0	Sam Houston State	1	0
Colorado	9	0	Samford	1	0
CSUN	1	0	San Diego State	2	0
DePaul	0	1	San Diego	1	0
Eastern Washington	1	0	Santa Clara	1	0
Florida State	1	0	Savannah State	1	0
Florida	0	1	Seattle	4	0
Fresno State	2	0	South Carolina	0	1
Furman	1	0	South Dakota	2	0
Georgia	0	1	Stanford	3	5
Grambling State	2	0	Syracuse	0	2
Grand Canyon	1	0	Tennessee	0	1
Hartford	1	0	Tennessee Tech	1	0
Hawai'i	1	0	Texas A&M	1	3
Houston	1	0	Texas Tech	1	0
Idaho	1	0	TULSA	1	0
Iowa State	TBA		UC Irvine	1	0
Jackson State	TBA		UC Riverside	2	0
Kansas	0	1	UCLA	4	2
Kentucky	1	2	USC	6	0
Louisiana-Monroe	1	0	Utah	7	3
LSU	0	1	UT-Arlington	2	0
Maryland	1	0	UTEP	0	2
Miami	0	1	Vanderbilt	1	1
Mississippi State	0	2	Washington State	5	3
Missouri	1	2	Weber State	1	0
Montana State	2	0	Wisconsin	2	0
Nebraska	0	1	Yale	1	0
New Mexico State	1	0			
Notre Dame	0	1	TOTALS	111	59



Mike Neighbors
@coachneighbors

Replying to @RazorbackWBB

While we will be fighting for all, #21 India Lewis, will never be forgotten by the Razorbacks.

8:20am · 5 Sep 2018 · Twitter for iPhone

SOCIAL | @RAZORBACKWBB · 11

0 A'TYANNA GAULDEN

Stat	'18-'19	Career
Double Figure Pts	1	1
Double Figure Rebs		
Double-Doubles		
5 + Assists		
5 + Blocks		
5 + Steals		
Led Team in Pts		
Led Team in Reb		
20 + Points		

1 RAVEN NORTHCROSS-BAKER

Stat	'17-'18	'18-'19	Career
Double Figure Pts	3	-	3
Double Figure Rebs			
Double-Doubles			
5 + Assists			
5 + Blocks			
5 + Steals			
Led Team in Pts	2	-	2
Led Team in Reb			
20 + Points	1	-	1

2 ALEXIS TOLEFREE

Stat	'16-'17	'17-'18	'18-'19	Career
Double Figure Pts		26	5	31*
Double Figure Rebs		-		
Double-Doubles		-		
5 + Assists		3	1	4*
5 + Blocks		-		
5 + Steals		3		
Led Team in Pts		-	4	4
Led Team in Reb				
20 + Points		18	1	19*
30/40/50+ Points		1/1/1		

*missing junior college freshman season

3 MALICA MONK

Stat	'15-'16	'16-'17	'17-'18	'18-'19	Career
Double Figure Pts	3	13	27	6	49
Double Figure Rebs					
Double-Doubles (pts/ast)	-	-	1	-	1
5 + Assists	3	4	11	-	18
5 + Blocks					
5 + Steals	-	2	-	-	2
Led Team in Pts	-	-	13	1	1
Led Team in Reb	-	-	3	-	3
20 + Points	-	-	10	-	10

10 KIARA WILLIAMS

Stat	'16-'17	'17-'18	'18-'19	Career
Double Figure Pts	-	11	2	13
Double Figure Rebs	-	7	2	9
Double-Doubles (pts/reb)	-	4	-	4
5 + Assists				
5 + Blocks				
5 + Steals				
Led Team in Pts	-	4	-	4
Led Team in Reb	-	13	4	17
20 + Points	-	1	-	1

13 GRAYCE SPANGLER

Stat	'17-'18	'18-'19	Career
Double Figure Pts			
Double Figure Rebs			
Double-Doubles			
5 + Assists			
5 + Blocks			
5 + Steals			
Led Team in Pts			
Led Team in Reb			
20 + Points			

14 JAILYN MASON

Stat	'16-'17	'17-'18	'18-'19	Career
Double Figure Pts	10	19	3	32
Double Figure Rebs				
Double-Doubles (pts/ast)	2	-	-	2
5 + Assists	6	5	-	11
5 + Blocks				
5 + Steals				
Led Team in Pts	-	8	-	8
Led Team in Reb	-	1	-	1
20 + Points				

20 SYDNEY STOUT

Stat	'16-'17	'17-'18	'18-'19	Career
Double Figure Pts				
Double Figure Rebs				
Double-Doubles				
5 + Assists				
5 + Blocks				
5 + Steals				
Led Team in Pts				
Led Team in Reb				
20 + Points				

22 BAILEY ZIMMERMAN

Stat	'15-'16	'16-'17	'17-'18	'18-'19	Career
Double Figure Pts	-	2	5	2	9
Double Figure Rebs	-	-	-	1	1
Double-Doubles	-	-	-	1	1
5 + Assists					
5 + Blocks					
5 + Steals					
Led Team in Pts					
Led Team in Reb	-	-	2	1	3
20 + Points					

23 AMBER RAMIREZ

Stat	'16-'17	'17-'18	'18-'19	Career
Double Figure Pts	7	18	RS	
Double Figure Rebs	-	-		
Double-Doubles	-	-		
5 + Assists	2	7		
5 + Blocks	-	-		
5 + Steals	-	-		
Led Team in Pts	NA	NA		
Led Team in Reb	-	-		
20 + Points	-	3		
30+ Points	-	1		

24 TAYLAH THOMAS

Stat	'17-'18	'18-'19	Career
Double Figure Pts	1	1	2
Double Figure Rebs	1	1	2
Double-Doubles			
5 + Assists			
5 + Blocks			
5 + Steals			
Led Team in Pts			
Led Team in Reb	7	3	10
20 + Points			

30 MACY WEAVER

Stat	'17-'18	'18-'19	Career
Double Figure Pts			
Double Figure Rebs			
Double-Doubles			
5 + Assists			
5 + Blocks			
5 + Steals			
Led Team in Pts			
Led Team in Reb			
20 + Points			

33 CHELSEA DUNGEE

Stat	'18-'19	Career
Double Figure Pts	7	7
Double Figure Rebs		
Double-Doubles		
5 + Assists		
5 + Blocks		
5 + Steals		
Led Team in Pts	3	3
Led Team in Reb		
20 + Points	3	3

52 ROKIA DOUMBIA

Stat	'18-'19	Career
Double Figure Pts	1	1
Double Figure Rebs		
Double-Doubles		
5 + Assists		
5 + Blocks		
5 + Steals		
Led Team in Pts		
Led Team in Reb		
20 + Points		

Career at Arkansas only



@RazorbackWBB STATISTICS
AR Combined Team Statistics (as of Nov 29, 2018)
All games



RECORD:	OVERALL	HOME	AWAY	NEUTRAL
ALL GAMES	5-2	2-1	1-0	2-1
CONFERENCE	0-0	0-0	0-0	0-0
NON-CONFERENCE	5-2	2-1	1-0	2-1

##	Player	gp-gs	min	avg	Total		3-Point		F-Throw		Rebounds				pf	dq	a	to	blk	stl	pts	avg
					fg-fga	fg%	3fg-fga	3fg%	ft-fga	ft%	off	def	tot	avg								
33	DUNGEE, Chelsea	7-7	202	28.9	36-82	.439	10-27	.370	32-41	.780	6	23	29	4.1	17	1	7	16	3	7	114	16.3
02	TOLEFREE, Alexis	7-7	192	27.4	30-102	.294	18-64	.281	16-21	.762	6	20	26	3.7	10	0	11	16	3	13	94	13.4
03	MONK, Malica	7-7	190	27.1	32-82	.390	3-15	.200	24-45	.533	7	14	21	3.0	20	0	20	13	0	9	91	13.0
10	WILLIAMS, Kiara	7-7	146	20.9	22-38	.579	0-0	.000	8-13	.615	27	31	58	8.3	17	0	5	7	6	9	52	7.4
14	MASON, Jailyn	7-6	179	25.6	18-46	.391	5-14	.357	7-9	.778	6	19	25	3.6	13	0	13	10	4	8	48	6.9
00	GAULDEN, A'Tyanna	7-0	95	13.6	14-35	.400	0-1	.000	13-19	.684	1	9	10	1.4	5	0	15	11	0	6	41	5.9
22	ZIMMERMAN, Bailey	7-0	158	22.6	13-32	.406	6-21	.286	8-15	.533	16	16	32	4.6	10	0	3	5	6	1	40	5.7
24	THOMAS, Taylah	7-0	117	16.7	8-20	.400	0-0	.000	4-14	.286	15	34	49	7.0	9	0	0	6	1	6	20	2.9
52	DOUMBIA, Rokia	6-0	43	7.2	4-7	.571	1-2	.500	3-4	.750	0	3	3	0.5	7	0	2	5	0	2	12	2.0
01	NORTHCROSS-BAKE	6-1	51	8.5	3-10	.300	2-7	.286	1-2	.500	1	3	4	0.7	7	0	4	2	0	3	9	1.5
30	WEAVER, Macy	3-0	17	5.7	1-1	1.000	0-0	.000	2-2	1.000	3	3	6	2.0	5	0	0	1	2	0	4	1.3
13	SPANGLER, Grayce	1-0	5	5.0	0-1	.000	0-1	.000	0-0	.000	0	0	0	0.0	2	0	0	0	0	0	0	0.0
20	STOUT, Sydney	2-0	5	2.5	0-0	.000	0-0	.000	0-0	.000	0	0	0	0.0	1	0	0	0	0	0	0	0.0
Team											12	10	22				2					
Total.....		7	1400		181-456	.397	45-152	.296	118-185	.638	100	185	285	40.7	123	1	80	94	25	64	525	75.0
Opponents.....		7	1398		165-431	.383	38-124	.306	83-128	.648	98	203	301	43.0	157	3	105	142	21	49	451	64.4

TEAM STATISTICS	AR	OPP
SCORING	525	451
Points per game	75.0	64.4
Scoring margin	+10.6	-
FIELD GOALS-ATT	181-456	165-431
Field goal pct	.397	.383
3 POINT FG-ATT	45-152	38-124
3-point FG pct	.296	.306
3-pt FG made per game	6.4	5.4
FREE THROWS-ATT	118-185	83-128
Free throw pct	.638	.648
F-Throws made per game	16.9	11.9
REBOUNDS	285	301
Rebounds per game	40.7	43.0
Rebounding margin	-2.3	-
ASSISTS	80	105
Assists per game	11.4	15.0
TURNOVERS	94	142
Turnovers per game	13.4	20.3
Turnover margin	+6.9	-
Assist/turnover ratio	0.9	0.7
STEALS	64	49
Steals per game	9.1	7.0
BLOCKS	25	21
Blocks per game	3.6	3.0
ATTENDANCE	8135	1831
Home games-Avg/Game	3-2712	1-1081
Neutral site-Avg/Game	-	3-250

Date	Opponent		Score	Att.
11/09/18	NORTHWESTERN STATE	w	98-53	5497
11/14/18	at UT Arlington	w	66-65	1081
11/18/18	NO. 22 ARIZONA STATE	L	85-88	1519
! 11/23/18	vs Tennessee State	w	79-55	750
! 11/24/18	vs Pittsburgh	L	54-61	0
! 11/25/18	vs Wisconsin	w	69-68	0
11/28/18	ORAL ROBERTS	w	74-61	1119

!-Challenge in Music City (Nashville, Tenn.)

#- Big 12/SEC Challenge (Ames, Iowa)

+ -SEC Tournament (Greenville, S.C.)

* = Conference game

Score by Periods	1st	2nd	3rd	4th	Totals
AR	140	118	125	142	525
Opponents	116	103	124	108	451



@RazorbackWBB STATISTICS
AR Game-by-Game Highs (as of Nov 29, 2018)
All games

Opponent	Date	Score	Points	Rebounds	Assists	Steals	Blocked shots
NORTHWESTERN STATE	11/09/18	98-53	19-TOLEFREE, Alexis	9-THOMAS, Taylah WILLIAMS, Kiara	4-MONK, Malica MASON, Jailyn	3-THOMAS, Taylah	1-ZIMMERMAN, Bail WILLIAMS, Kiara MASON, Jailyn
at UT Arlington	11/14/18	66-65	18-TOLEFREE, Alexis MONK, Malica	9-THOMAS, Taylah	3-MONK, Malica	3-MASON, Jailyn TOLEFREE, Alexis	1-DUNGEE, Chelsea ZIMMERMAN, Baile WILLIAMS, Kiara TOLEFREE, Alexis
NO. 22 ARIZONA STATE	11/18/18	85-88	22-TOLEFREE, Alexis	9-WILLIAMS, Kiara	3-MASON, Jailyn	3-WILLIAMS, Kiara	None
vs Tennessee State	11/23/18	79-55	16-DUNGEE, Chelsea	11-WILLIAMS, Kiara	4-MONK, Malica	3-MONK, Malica	3-ZIMMERMAN, Bail
vs Pittsburgh	11/24/18	54-61	12-TOLEFREE, Alexis	11-ZIMMERMAN, Bail	5-TOLEFREE, Alexis	4-TOLEFREE, Alexis	2-DUNGEE, Chelsea
vs Wisconsin	11/25/18	69-68	20-DUNGEE, Chelsea	12-THOMAS, Taylah	4-GAULDEN, A'Tyan	3-DUNGEE, Chelsea WILLIAMS, Kiara	None
ORAL ROBERTS	11/28/18	74-61	21-DUNGEE, Chelsea	11-WILLIAMS, Kiara	3-MONK, Malica	2-TOLEFREE, Alexis	3-WILLIAMS, Kiara



@RazorbackWBB STATISTICS
AR Category Leaders (as of Nov 29, 2018)
All games



Points	G	Pts	Pts/G
DUNGEE, Chelsea	7	114	16.3
TOLEFREE, Alexis	7	94	13.4
MONK, Malica	7	91	13.0
WILLIAMS, Kiara	7	52	7.4
MASON, Jailyn	7	48	6.9
GAULDEN, A'Tyanna	7	41	5.9
ZIMMERMAN, Bailey	7	40	5.7
THOMAS, Taylah	7	20	2.9
DOUMBIA, Rokia	6	12	2.0
NORTHCROSS-BAKER, Ra	6	9	1.5
WEAVER, Macy	3	4	1.3

FG Percentage	FG	Att	Pct
WEAVER, Macy	1	1	1.000
WILLIAMS, Kiara	22	38	.579
DOUMBIA, Rokia	4	7	.571
DUNGEE, Chelsea	36	82	.439
ZIMMERMAN, Bailey	13	32	.406
GAULDEN, A'Tyanna	14	35	.400
THOMAS, Taylah	8	20	.400
MASON, Jailyn	18	46	.391
MONK, Malica	32	82	.390
NORTHCROSS-BAKER, Ra	3	10	.300
TOLEFREE, Alexis	30	102	.294
SPANGLER, Grayce	0	1	.000

3-Point Percentage	3FG	Att	Pct
DOUMBIA, Rokia	1	2	.500
DUNGEE, Chelsea	10	27	.370
MASON, Jailyn	5	14	.357
NORTHCROSS-BAKER, Ra	2	7	.286
ZIMMERMAN, Bailey	6	21	.286
TOLEFREE, Alexis	18	64	.281
MONK, Malica	3	15	.200
SPANGLER, Grayce	0	1	.000
GAULDEN, A'Tyanna	0	1	.000

Free Throw Percent	FG	Att	Pct
WEAVER, Macy	2	2	1.000
DUNGEE, Chelsea	32	41	.780
MASON, Jailyn	7	9	.778
TOLEFREE, Alexis	16	21	.762
DOUMBIA, Rokia	3	4	.750
GAULDEN, A'Tyanna	13	19	.684
WILLIAMS, Kiara	8	13	.615
MONK, Malica	24	45	.533
ZIMMERMAN, Bailey	8	15	.533
NORTHCROSS-BAKER, Ra	1	2	.500
THOMAS, Taylah	4	14	.286

Scoring Average	G	Pts	Avg/G
DUNGEE, Chelsea	7	114	16.3
TOLEFREE, Alexis	7	94	13.4
MONK, Malica	7	91	13.0
WILLIAMS, Kiara	7	52	7.4
MASON, Jailyn	7	48	6.9
GAULDEN, A'Tyanna	7	41	5.9
ZIMMERMAN, Bailey	7	40	5.7
THOMAS, Taylah	7	20	2.9
DOUMBIA, Rokia	6	12	2.0
NORTHCROSS-BAKER, Ra	6	9	1.5
WEAVER, Macy	3	4	1.3
SPANGLER, Grayce	1	0	0.0
STOUT, Sydney	2	0	0.0

Field Goal Attempts	G	Att	Att/G
TOLEFREE, Alexis	7	102	14.6
DUNGEE, Chelsea	7	82	11.7
MONK, Malica	7	82	11.7
MASON, Jailyn	7	46	6.6
WILLIAMS, Kiara	7	38	5.4

Field Goals Made	G	Made	Made/G
DUNGEE, Chelsea	7	36	5.1
MONK, Malica	7	32	4.6
TOLEFREE, Alexis	7	30	4.3
WILLIAMS, Kiara	7	22	3.1
MASON, Jailyn	7	18	2.6

3-Point FG Attempts	G	Att	Att/G
TOLEFREE, Alexis	7	64	9.1
DUNGEE, Chelsea	7	27	3.9
ZIMMERMAN, Bailey	7	21	3.0
MONK, Malica	7	15	2.1
MASON, Jailyn	7	14	2.0

3-Point FG Made	G	Made	Made/G
TOLEFREE, Alexis	7	18	2.6
DUNGEE, Chelsea	7	10	1.4
ZIMMERMAN, Bailey	7	6	0.9
MASON, Jailyn	7	5	0.7
MONK, Malica	7	3	0.4

Free Throw Attempts	G	Att	Att/G
MONK, Malica	7	45	6.4
DUNGEE, Chelsea	7	41	5.9
TOLEFREE, Alexis	7	21	3.0
GAULDEN, A'Tyanna	7	19	2.7
ZIMMERMAN, Bailey	7	15	2.1

Free Throws Made	G	Made	Made/G
DUNGEE, Chelsea	7	32	4.6
MONK, Malica	7	24	3.4
TOLEFREE, Alexis	7	16	2.3
GAULDEN, A'Tyanna	7	13	1.9
ZIMMERMAN, Bailey	7	8	1.1
WILLIAMS, Kiara	7	8	1.1



@RazorbackWBB STATISTICS
AR Category Leaders (as of Nov 29, 2018)
All games

Rebounds	G	Reb	Reb/G
WILLIAMS, Kiara	7	58	8.3
THOMAS, Taylah	7	49	7.0
ZIMMERMAN, Bailey	7	32	4.6
DUNGEE, Chelsea	7	29	4.1
TOLEFREE, Alexis	7	26	3.7

Rebound Average	G	Reb	Avg/G
WILLIAMS, Kiara	7	58	8.3
THOMAS, Taylah	7	49	7.0
ZIMMERMAN, Bailey	7	32	4.6
DUNGEE, Chelsea	7	29	4.1
TOLEFREE, Alexis	7	26	3.7

Offensive Rebounds	G	No.	Avg/G
WILLIAMS, Kiara	7	27	3.9
ZIMMERMAN, Bailey	7	16	2.3
THOMAS, Taylah	7	15	2.1
MONK, Malica	7	7	1.0
TOLEFREE, Alexis	7	6	0.9
MASON, Jailyn	7	6	0.9
DUNGEE, Chelsea	7	6	0.9

Defensive Rebounds	G	No.	Avg/G
THOMAS, Taylah	7	34	4.9
WILLIAMS, Kiara	7	31	4.4
DUNGEE, Chelsea	7	23	3.3
TOLEFREE, Alexis	7	20	2.9
MASON, Jailyn	7	19	2.7

Fouls	G	No.	Per/G
MONK, Malica	7	20	2.9
DUNGEE, Chelsea	7	17	2.4
WILLIAMS, Kiara	7	17	2.4
MASON, Jailyn	7	13	1.9
ZIMMERMAN, Bailey	7	10	1.4
TOLEFREE, Alexis	7	10	1.4

Foulouts	G	No.
DUNGEE, Chelsea	7	1

Assists	G	No.	Ast/G
MONK, Malica	7	20	2.9
GAULDEN, A'Tyanna	7	15	2.1
MASON, Jailyn	7	13	1.9
TOLEFREE, Alexis	7	11	1.6
DUNGEE, Chelsea	7	7	1.0

Steals	G	No.	Stl/G
TOLEFREE, Alexis	7	13	1.9
WILLIAMS, Kiara	7	9	1.3
MONK, Malica	7	9	1.3
MASON, Jailyn	7	8	1.1
DUNGEE, Chelsea	7	7	1.0

Blocked Shots	G	No.	Blk/G
WILLIAMS, Kiara	7	6	0.9
ZIMMERMAN, Bailey	7	6	0.9
MASON, Jailyn	7	4	0.6
DUNGEE, Chelsea	7	3	0.4
TOLEFREE, Alexis	7	3	0.4

Minutes	G	No.	Min/G
DUNGEE, Chelsea	7	202	28.9
TOLEFREE, Alexis	7	192	27.4
MONK, Malica	7	190	27.1
MASON, Jailyn	7	179	25.6
ZIMMERMAN, Bailey	7	158	22.6

Turnovers	G	No.	TO/G
TOLEFREE, Alexis	7	16	2.3
DUNGEE, Chelsea	7	16	2.3
MONK, Malica	7	13	1.9
GAULDEN, A'Tyanna	7	11	1.6
MASON, Jailyn	7	10	1.4

@RazorbackWBB STATISTICS
AR Team Game-by-Game Comparison (as of Nov 25, 2018)
All games

Opponent	1st	2nd	Score	Mar	Total FG	FG Pct	3-Pointers	3FG Pct	Free Throws	FT Pct	Rebounds	Assist	T/Over	Block	Steal	Fouls
NORTHWESTERN STATE	56/27	42/26	98-53	+45	34-59/19-57	.576/.333	11-23/8-21	.478/.381	19-33/7-12	.576/.583	38/34 +4	18/14	16/30	3/1	11/10	15/27
UT Arlington	36/31	30/34	66-65	+1	26-63/25-72	.413/.347	5-16/7-15	.313/.467	9-18/8-12	.500/.667	42/39 +3	8/18	19/15	4/4	10/12	20/19
NO. 22 ARIZONA STATE	42/46	43/42	85-88	(3)	32-67/31-63	.478/.492	6-19/5-16	.316/.313	15-22/21-33	.682/.636	35/43 (8)	9/16	13/17	0/2	6/6	22/21
Tennessee State	37/34	42/21	79-55	+24	23-62/17-63	.371/.270	7-20/4-17	.350/.235	26-38/17-26	.684/.654	41/53 (12)	16/11	14/23	8/3	12/8	21/27
Pittsburgh	18/25	36/36	54-61	(7)	19-74/25-52	.257/.481	7-35/2-9	.200/.222	9-17/9-14	.529/.643	40/48 (8)	11/17	8/22	3/4	10/4	14/18
Wisconsin	31/33	38/35	69-68	+1	24-65/27-63	.369/.429	5-19/7-28	.263/.250	16-28/7-13	.571/.538	44/43 +1	11/21	10/16	0/6	11/1	17/22

Note: Game totals are displayed in the format TEAM/OPPONENT for each category



@RazorbackWBB STATISTICS
AR Points-Rebounds-Assists (as of Nov 26, 2018)
All games



Opponent	Date	Score	00 GAULDEN,A'	01 NORTHCROSS	02 TOLEFREE,A	03 MONK,MALIC	10 WILLIAMS,K	13 SPANGLER,G	14 MASON,JAIL
NORTHWESTERN STATE	11/09/18	98-53 w	16-2-3	0-1-2	19-3-0	12-0-4	10-9-1	0-0-0	4-4-4
at UT Arlington	11/14/18	66-65 w	2-3-1	2-3-1	18-4-0	18-8-3	4-6-0	DNP	0-1-2
NO. 22 ARIZONA STATE	11/18/18	85-88 L	9-0-0	0-0-0	22-3-2	13-4-1	8-9-2	DNP	11-4-3
vs Tennessee State	11/23/18	79-55 w	9-2-3	4-0-1	14-3-2	13-2-4	6-11-2	DNP	4-2-2
vs Pittsburgh	11/24/18	54-61 L	2-2-3	0-0-0	12-6-5	5-3-2	5-4-0	DNP	5-1-1
vs Wisconsin	11/25/18	69-68 w	1-0-4	DNP	5-2-1	13-1-3	13-8-0	DNP	12-7-1

Opponent	Date	Score	20 STOUT,SYDN	22 ZIMMERMAN,	24 THOMAS,TAY	30 WEAVER,MAC	33 DUNGEE,CHE	52 DOUMBIA,RO
NORTHWESTERN STATE	11/09/18	98-53 w	0-0-0	4-4-1	11-9-0	0-0-0	11-3-3	11-1-0
at UT Arlington	11/14/18	66-65 w	DNP	4-5-0	2-9-0	DNP	16-3-1	0-0-0
NO. 22 ARIZONA STATE	11/18/18	85-88 L	DNP	2-1-0	0-2-0	DNP	20-6-1	0-1-0
vs Tennessee State	11/23/18	79-55 w	0-0-0	12-4-1	1-3-0	0-5-0	16-6-0	0-0-1
vs Pittsburgh	11/24/18	54-61 L	DNP	11-11-0	4-8-0	DNP	10-1-0	DNP
vs Wisconsin	11/25/18	69-68 w	DNP	3-4-1	2-12-0	DNP	20-5-1	0-1-0

0 A'Tyanna Gaulden | So. | 5-7 | G | Ocilla, Ga. (Americus Sumter HS) | Florida State
**SEASON HIGHS**

Points	16	NSU	11-9-18
FG Made	6	NSU	11-9-18
FG Att	9	TSU	11-23-18
3FG Made			
3FG Att	1	Pitt	11-24-18
FT Made	5	#22 ASU	11-18-18
FT Att	7	NSU	11-9-18
Off. Reb.	1	Pitt	11-24-18
Def. Reb.	3	at UTA	11-14-18
Rebounds	3	at UTA	11-14-18
Assists	4	Wisconsin	11-25-18
Blocks			
Steals	2	NSU	11-9-18
Minutes	19	TSU	11-23-18

CAREER HIGHS

Points	16	NSU	11-9-18
FG Made	6	NSU	11-9-18
FG Att	9	TSU	11-23-18
3FG Made			
3FG Att	1	Pitt	11-24-18
FT Made	5	#22 ASU	11-18-18
FT Att	7	NSU	11-9-18
Off. Reb.	1	Pitt	11-24-18
Def. Reb.	3	at UTA	11-14-18
Rebounds	3	at UTA	11-14-18
Assists	4	Wisconsin	11-25-18
Blocks			
Steals	2	NSU	11-9-18
Minutes	19	TSU	11-23-18

*Most Recent

2018-19 GAME-BY-GAME

Opponent	M	FG	3P	FT	REB	A	TO	B	S	PT
NSU	17	6	-	4	2	3	4	-	2	16
at UTA	11	1	-	-	3	1	3	-	-	2
Arizona St.	13	2	-	5	-	-	1	-	1	9
Tenn. State	19	3	-	3	2	3	-	-	1	9
Pittsburgh	11	1	-	-	2	3	-	-	1	2
Wisconsin	17	-	-	1	-	4	1	-	1	1
ORU	7	1	-	-	1	1	2	-	-	2
Iowa State										
Tenn. Tech										
ACU										
Prairie View										
Nebraska										
Tulsa										
Jackson St										
Miss State										
Ole Miss										
Missouri										
Vanderbilt										
Tennessee										
Alabama										
Florida										
Georgia										
S. Carolina										
LSU										
Auburn										
Kentucky										
Georgia										
Ole Miss										
Missouri										
Texas A&M										
SEC Tournament										

NOTES

- One of seven players in double figures in the season opener with 16 points versus Northwestern State.
- Redshirted the 2017-18 season due to NCAA transfer rules.
- Played in 21 games averaging 1.1 ppg, 0.6 rpg and 1.0 apg in 5.7 minutes per game at FSU.
- As a prep player, was ranked sixth among all guard in the ESPNW 2016 recruiting class and was No. 23 overall ... Five-star player who earned Atlanta Journal Constitution Player of the Year after her senior season.

CAREER STATISTICS

Year	GP-GS	Min	Avg	FG	Total FGA	Pct	3-Point FG	3-Point FGA	3-Point Pct	F-Throw FT	F-Throw FTA	Pct	Off	Rebounds Def	Tot	Avg	PF	FO	Ast	TO	Blk	Stl	Pts	Avg
2015-16*	21-0	119	5.7	7	15	.467	0	0	.000	9	14	.643	2	10	12	0.6	24	1	22	15	0	13	23	1.1
2918-19	7-0	95	13.6	14	35	.400	0	1	.000	13	19	.684	1	9	10	1.4	5	0	15	11	0	6	41	5.9
TOTAL**	7-0	95	13.6	14	35	.400	0	1	.000	13	19	.684	1	9	10	1.4	5	0	15	11	0	6	41	5.9

*at Florida State | **Totals from Arkansas only

1 Raven Northcross Baker | Sr. | 5-9 | G | Malvern, Ark. (Malvern HS) | Chipola Junior College
**SEASON HIGHS**

Points	4	TSU	11-23-18
FG Made	1	ORU	11-28-18*
FG Att	5	at UTA	11-14-18
3FG Made	1	TSU	11-23-18
3FG Att	2	TSU	11-23-18*
FT Made	1	TSU	11-23-18
FT Att	2	TSU	11-23-18
Off. Reb.	1	NSU	11-9-18
Def. Reb.	3	at UTA	11-14-18
Rebounds	3	at UTA	11-14-18
Assists	2	NSU	11-9-18
Blocks			
Steals	2	TSU	11-23-18
Minutes	16	NSU	11-9-18

CAREER HIGHS (AT ARKANSAS)

Points	22	UTA	12-17-17
FG Made	8	UTA	12-17-17
FG Att	13	Vanderbilt	2-28-18
3FG Made	6	UTA	12-17-17
3FG Att	12	Vanderbilt	2-28-18
FT Made	7	ACU	11-29-17
FT Att	8	ACU	11-29-17
Off. Reb.	3	Grambling	12-18-17
Def. Reb.	7	Tulsa	12-10-17
Rebounds	9	Tulsa	12-10-17
Assists	7	Vanderbilt	2-28-18
Blocks	1	at #9 SC	1-25-18*
Steals	3	UTA	12-17-17
Minutes	29	Florida	1-18-18

*Most Recent

2018-19 GAME-BY-GAME

Opponent	M	FG	3P	FT	REB	A	TO	B	S	PT
NSU	16	-	-	-	1	2	1	-	1	-
at UTA	10	1	-	-	3	1	-	-	-	2
Arizona St.	4	-	-	-	-	-	1	-	-	-
Tenn. State	9	1	1	1	-	1	-	-	2	4
Pittsburgh	3	-	-	-	-	-	-	-	-	-
Wisconsin	DNP									
ORU	9	1	1	-	-	-	-	-	-	3
Iowa State										
Tenn. Tech										
ACU										
Prairie View										
Nebraska										
Tulsa										
Jackson St										
Miss State										
Ole Miss										
Missouri										
Vanderbilt										
Tennessee										
Alabama										
Florida										
Georgia										
S. Carolina										
LSU										
Auburn										
Kentucky										
Georgia										
Ole Miss										
Missouri										
Texas A&M										
SEC Tournament										

NOTES

- Three games in double figures as a junior.
- Ten games with two or more 3-point field goals as a junior.
- Arkansas Athletics Department Honor Roll (3.0-3.49 GPA) | Fall 2017.
- 17 points in exhibition (2017) including 12 points in the first quarter.
- Had her first 20+ point game as a Razorback with 22 points against UTA as a junior.

CAREER STATISTICS

Year	GP-GS	Min	Avg	FG	Total FGA	Pct	3-Point FG	3-Point FGA	3-Point Pct	F-Throw FT	F-Throw FTA	Pct	Off	Rebounds Def	Tot	Avg	PF	FO	Ast	TO	Blk	Stl	Pts	Avg
2015-16*	26-14	69	2.7	97	229	.424	58	149	.389	21	33	.636	47	39	86	3.3	6	-	46	32	-	58	273	10.5
2016-17*	33-33	210	6.4	171	433	.395	77	247	.312	54	83	.651	74	77	151	4.6	9	-	77	44	3	56	473	14.3
Totals*	59-47	279	4.7	268	662	.405	135	396	.341	75	116	.647	121	116	237	4.0	15	-	123	76	3	114	746	12.6
2017-18	31-1	603	19.5	57	193	.295	37	137	.270	22	33	.667	32	50	82	2.6	47	1	50	28	4	18	173	5.6
2018-19	6-1	51	8.5	3	10	.300	2	7	.286	1	2	.500	1	3	4	0.7	7	0	4	2	0	3	9	1.5
TOTAL**	37-2	654	17.7	60	203	.296	39	144	.271	23	35	.657	33	53	86	2.3	54	1	54	30	4	21	182	4.9

*At Chipola Junior College **Totals are from Arkansas only.

Social | @RazorbackWBB - 19

2 Alexis Tolefree | Jr. | 5-8 | G | Conway, Ark. (Conway HS) | Jones County JC



SEASON HIGHS

Points	22	#22 ASU	11-18-18
FG Made	8	#22 ASU	11-18-18
FG Att	23	Pitt	11-24-18
3FG Made	5	NSU	11-9-18
3FG Att	16	Pitt	11-24-18
FT Made	4	NSU	11-9-18
FT Att	6	NSU	11-9-18
Off. Reb.	2	Wisconsin	11-25-18
Def. Reb.	5	ORU	11-28-18
Rebounds	6	Pitt	11-24-18
Assists	5	Pitt	11-24-18
Blocks	2	ORU	11-28-18
Steals	4	Pitt	11-24-18
Minutes	36	at UTA	11-14-18

CAREER HIGHS

Points	22	#22 ASU	11-18-18
FG Made	8	#22 ASU	11-18-18
FG Att	23	Pitt	11-24-18
3FG Made	5	NSU	11-9-18
3FG Att	16	Pitt	11-24-18
FT Made	4	NSU	11-9-18
FT Att	6	NSU	11-9-18
Off. Reb.	2	Wisconsin	11-25-18
Def. Reb.	5	ORU	11-28-18
Rebounds	6	Pitt	11-24-18
Assists	5	Pitt	11-24-18
Blocks	2	ORU	11-28-18
Steals	4	Pitt	11-24-18
Minutes	36	at UTA	11-14-18

*Most Recent

2018-19 GAME-BY-GAME

Opponent	M	FG	3P	FT	REB	A	TO	B	S	PT
NSU	21	5	5	4	3	-	3	-	2	19
at UTA	36	6	3	3	4	-	1	1	3	18
Arizona St.	33	8	3	3	3	2	4	-	1	22
Tenn. State	27	4	3	3	3	2	3	-	1	14
Pittsburgh	32	4	3	1	6	5	2	-	4	12
Wisconsin	17	2	1	-	2	1	1	-	-	5
ORU	26	1	-	2	5	1	2	2	2	4
Iowa State										
Tenn. Tech										
ACU										
Prairie View										
Nebraska										
Tulsa										
Jackson St										
Miss State										
Ole Miss										
Missouri										
Vanderbilt										
Tennessee										
Alabama										
Florida										
Georgia										
S. Carolina										
LSU										
Auburn										
Kentucky										
Georgia										
Ole Miss										
Missouri										
Texas A&M										
SEC Tournament										

NOTES

- Arkansas career-best 22 points against No. 22 Arizona State.
- Scored in double figures in five games this year.
- Two-Time Junior College All American.
- Scored 50 points (16-26) vs. Copiah-Lincoln ... 42 points at Meridian (16-22) and 31 points vs. Copiah-Lincoln (8-22, 5-14, 10-10) in 2017-18 at Jones County.
- Ranked second in the MACJC and seventh nationally in scoring.
- Ranked third in the nation in 3-point field goals per game.
- Lead team to Region 23 Title- with 50 points vs. Copiah-Lincoln.

CAREER STATISTICS

Year	GP-GS	Min	Avg	FG	Total FGA	Pct	3-Point FGA	Pct	F-Throw FTA	Pct	Off	Rebounds Def	Tot	Avg	PF	FO	Ast	TO	Blk	Stl	Pts	Avg
2016-17*	NA																					
2017-18*	29-27	867	29.9	205	476	.431	104	.286	104	.127	19	73	92	3.2	64	0	75	58	13	58	618	21.3
2018-19**	7-7	192	27.4	30	102	.294	18	.64	21	.762	6	20	26	3.7	10	0	11	16	3	13	94	13.4
TOTAL**	7-7	192	27.4	30	102	.294	18	.64	21	.762	6	20	26	3.7	10	0	11	16	3	13	94	13.4

*at Jones County JC | **Totals from Arkansas only

3 Malica Monk | Sr. | 5-5 | G | N. Little Rock, Ark. (N. Little Rock HS)



SEASON HIGHS

Points	18	at UTA	11-14-18
FG Made	7	at UTA	11-14-18
FG Att	15	at UTA	11-14-18
3FG Made	2	NSU	11-9-18
3FG Att	4	Pitt	11-24-18
FT Made	7	ORU	11-28-18
FT Att	8	ORU	11-28-18*
Off. Reb.	3	at UTA	11-14-18
Def. Reb.	5	at UTA	11-14-18
Rebounds	8	at UTA	11-14-18
Assists	4	TSU	11-23-18*
Blocks			
Steals	3	TSU	11-23-18
Minutes	31	TSU	11-23-18

CAREER HIGHS

Points	25	#11 Tennessee	2-8-18
FG Made	9	#11 Tennessee	2-8-18*
FG Att	28	Florida	1-18-18
3FG Made	4	at Kentucky	2-15-18*
3FG Att	10	at Kentucky	2-15-18
FT Made	12	UTA	12-17-17
FT Att	12	UTA	12-17-17
Off. Reb.	3	Alabama	1-7-18*
Def. Reb.	8	Samford	11-12-17
Rebounds	9	Samford	11-12-17
Assists	10	Grambling	12-18-17
Blocks	3	LSU	1-8-17
Steals	6	Kentucky	2-16-17*
Minutes	40	at Vanderbilt	2-25-18*

*Most Recent

2018-19 GAME-BY-GAME

Opponent	M	FG	3P	FT	REB	A	TO	B	S	PT
NSU	21	4	2	2	-	4	3	-	1	12
at UTA	19	7	-	4	8	3	4	-	2	18
Arizona St.	17	5	-	3	4	1	1	-	-	13
Tenn. State	21	4	1	4	2	4	3	-	3	13
Pittsburgh	31	2	-	1	3	2	1	-	2	5
Wisconsin	27	5	-	3	1	3	-	-	1	13
ORU	33	5	-	7	3	3	1	-	-	17
Iowa State										
Tenn. Tech										
ACU										
Prairie View										
Nebraska										
Tulsa										
Jackson St										
Miss State										
Ole Miss										
Missouri										
Vanderbilt										
Tennessee										
Alabama										
Florida										
Georgia										
S. Carolina										
LSU										
Auburn										
Kentucky										
Georgia										
Ole Miss										
Missouri										
Texas A&M										
SEC Tournament										

NOTES

- Six games in double figures this season.
- Game winning layup helping Arkansas erase a 15-point deficit to Wisconsin.
- Team's leading scorer from a year ago.
- Forty-five career games with double figure scoring including 27 as a junior and six as a senior.
- Eighteen career games with five or more assists.
- Arkansas Athletics Department Honor Roll (3.0-3.49 GPA) | Fall 2016, Fall 2017, Spring 2018.
- Malica Monk scored 494 points in 2017-18. Her single season best was 247 points set in 27 games in 2016-17.
- Will graduate in December with a degree in Sports & Recreation Management.
- On track to reach the 1,000-point plateau this year (942).

CAREER STATISTICS

Year	GP-GS	Min	Avg	FG	Total FGA	Pct	3-Point FGA	Pct	F-Throw FTA	Pct	Off	Rebounds Def	Tot	Avg	PF	FO	Ast	TO	Blk	Stl	Pts	Avg
2015-16	27-5	461	17.1	48	136	.353	2	.10	12	.632	6	23	29	1.1	60	2	47	44	5	23	110	4.1
2016-17	27-27	842	31.2	96	230	.417	7	.25	280	.48	71	52	81	3.0	79	2	83	59	7	62	247	9.1
2017-18	31-31	1061	34.2	171	488	.350	38	.126	302	.114	146	84	105	3.4	69	1	122	70	6	50	494	15.9
2018-19	7-7	190	27.1	32	82	.390	3	.15	200	.24	45	14	21	3.0	20	0	20	13	0	9	91	13.0
TOTAL	92-70	2554	27.8	347	936	.371	50	.176	198	.281	63	173	236	2.6	228	5	272	186	18	144	942	10.2

10 Kiara Williams | Jr. | 6-1 | F/C | Little Rock, Ark. (Little Rock Central HS)
**SEASON HIGHS**

Points	13	Wisconsin	11-25-18
FG Made	5	Wisconsin	11-25-18*
FG Att.	10	Wisconsin	11-25-18
3FG Made			
3FG Att.			
FT Made	3	Wisconsin	11-25-18
FT Att.	5	Wisconsin	11-25-18
Off. Reb.	5	ORU	11-28-18*
Def. Reb.	8	TSU	11-23-18
Rebounds	11	ORU	11-28-18
Assists	2	TSU	11-23-18*
Blocks	3	ORU	11-28-18
Steals	3	TSU	11-23-18*
Minutes	25	#22 ASU	11-18-18

CAREER HIGHS

Points	25	Vanderbilt	2-28-18
FG Made	11	at Vanderbilt	2-28-18
FG Att.	13	at Vanderbilt	2-28-18
3FG Made	1	#5 Miss. St.	1-4-18
3FG Att.	1	#5 Miss. St.	1-4-18
FT Made	7	LSU	2-20-18
FT Att.	11	Charlotte	12-6-17
Off. Reb.	8	Grambling	12-18-17*
Def. Reb.	11	at Kansas	12-3-17
Rebounds	16	Grambling	12-18-17*
Assists	2	TSU	11-23-18*
Blocks	4	Ole Miss	12-31-17*
Steals	4	Charlotte	12-6-17
Minutes	32	Vanderbilt	2-28-18

*Most Recent

2018-19 GAME-BY-GAME

Opponent	M	FG	3P	FT	REB	A	TO	B	S	PT
NSU	19	5	-	-	9	1	2	1	1	10
at UTA	18	2	9	9	6	-	2	1	-	4
Arizona St.	25	4	-	-	9	2	1	-	3	8
Tenn. State	20	2	-	2	11	2	1	1	2	6
Pittsburgh	21	2	-	1	4	-	-	-	-	5
Wisconsin	23	5	-	3	8	-	1	-	3	13
ORU	20	2	-	2	11	-	-	3	-	6
Iowa State										
Tenn. Tech										
ACU										
Prairie View										
Nebraska										
Tulsa										
Jackson St										
Miss State										
Ole Miss										
Missouri										
Vanderbilt										
Tennessee										
Alabama										
Florida										
Georgia										
S Carolina										
LSU										
Auburn										
Kentucky										
Georgia										
Ole Miss										
Missouri										
Texas A&M										
SEC Tournament										

NOTES

- Team's leading rebounder.
- Fourteen career games in double figure scoring and 10 career games with double digit rebounds.
- Led Arkansas with a career-best 25 points in SEC Tournament win over Vanderbilt.
- Career-best 16 rebounds, including 11 defensive rebounds, twice (Kansas & Grambling).
- Double-Doubles: First career double-double with 11 points and 11 rebounds against New Mexico State ... Second career double-double with 12 points and tied her career-best with 16 rebounds versus Grambling State ... Third at Auburn with a career-best 15 points and 14 rebounds.
- Made her first career 3-point basket in the opening shot of the No. 5/3 Mississippi State game.

CAREER STATISTICS

Year	GP-GS	Min	Avg	FG	Total FGA	Pct	3-Point FG	3-Point FGA	3-Point Pct	FT	F-Throw FTA	Pct	Off	Rebounds Def	Tot	Avg	PF	FO	Ast	TO	Blk	Stl	Pts	Avg
2016-17	20-5	227	11.4	26	48	.542	0	0	.000	10	26	.385	24	31	55	2.8	34	1	3	15	5	9	62	3.1
2017-18	31-30	602	19.4	105	201	.522	1	3	.333	43	75	.573	92	119	211	6.8	68	1	7	28	29	33	254	8.2
2018-19	7-7	146	20.9	22	38	.579	0	0	.000	8	13	.615	27	31	58	8.3	17	0	5	7	6	9	52	7.4
TOTAL	58-42	975	16.8	153	287	.533	1	3	.333	61	114	.535	143	181	324	5.6	119	2	15	50	40	51	368	6.3

13 Grace Spangler | So. | 5-10 | G | Fayetteville, Ark. (Fayetteville HS)
**SEASON HIGHS**

Points			
FG Made			
FG Att.			
3FG Made			
3FG Att.	1	NSU	11-9-18
FT Made			
FT Att.			
Off. Reb.			
Def. Reb.			
Rebounds			
Assists			
Blocks			
Steals			
Minutes	5	NSU	11-9-18

CAREER HIGHS

Points	4	#5 Miss. St.	1-4-18
FG Made	2	#5 Miss. St.	1-4-18
FG Att.	3	#5 Miss. St.	1-4-18
3FG Made	-		
3FG Att.	2	ACU	11-29-17
FT Made	3	UTA	12-17-17
FT Att.	4	#13 Missouri	2-12-18
Off. Reb.	1	#5 Miss. St.	1-4-18
Def. Reb.	1	at ASU	12-21-17*
Rebounds	1	#5 Miss. St.	1-4-18*
Assists	1	at Kentucky	2-15-18
Blocks	-		
Steals	1	at #9 SC	1-25-18
Minutes	9	at #9 SC	1-25-18

*Most Recent

2018-19 GAME-BY-GAME

Opponent	M	FG	3P	FT	REB	A	TO	B	S	PT
NSU	5	-	-	-	-	-	-	-	-	-
at UTA	DNP									
Arizona St.	DNP									
Tenn. State	DNP									
Pittsburgh	DNP									
Wisconsin	DNP									
ORU	DNP									
Iowa State										
Tenn. Tech										
ACU										
Prairie View										
Nebraska										
Tulsa										
Jackson St										
Miss State										
Ole Miss										
Missouri										
Vanderbilt										
Tennessee										
Alabama										
Florida										
Georgia										
S Carolina										
LSU										
Auburn										
Kentucky										
Georgia										
Ole Miss										
Missouri										
Texas A&M										
SEC Tournament										

NOTES

- Arkansas Athletics Department Athletics Director's List (3.5-3.99 GPA) | Fall 2017, Spring 2018.
- Scored her first points as a Razorback going 3-for-3 from the line in a win over UTA as a freshman.
- Arkansas Ties: Father Shannon lettered as a linebacker (1989) and mother, Stacy, was a member of the Pom Squad at Arkansas

CAREER STATISTICS

Year	GP-GS	Min	Avg	FG	Total FGA	Pct	3-Point FG	3-Point FGA	3-Point Pct	FT	F-Throw FTA	Pct	Off	Rebounds Def	Tot	Avg	PF	FO	Ast	TO	Blk	Stl	Pts	Avg
2017-18	17-0	67	3.9	2	16	.125	0	6	.000	4	10	.400	1	4	5	0.3	13	0	1	5	0	1	8	0.5
2018-19	1-0	5	5.0	0	1	.000	0	1	.000	0	0	.000	0	0	0	0.0	2	0	0	0	0	0	0	0.0
TOTAL	18-0	72	4.0	2	17	.118	0	7	.000	4	10	.400	1	4	5	0.3	15	0	1	5	0	1	8	0.4

14 Jailyn Mason | Jr. | 5-9 | G | Mason, Ohio (William Mason HS)



SEASON HIGHS

Points	12	ORU	11-28-18*
FG Made	5	Wisconsin	11-25-18*
FG Att.	14	Wisconsin	11-25-18
3FG Made	1	Wisconsin	11-25-18*
3FG Att.	4	Wisconsin	11-25-18
FT Made	2	ORU	11-28-18*
FT Att.	3	ORU	11-28-18
Off. Reb.	3	Wisconsin	11-25-18
Def. Reb.	5	ORU	11-28-18
Rebounds	7	Wisconsin	11-25-18
Assists	4	NSU	11-9-18
Blocks	2	TSU	11-23-18
Steals	3	at UTA	11-14-18
Minutes	36	Wisconsin	11-25-18

CAREER HIGHS

Points	19	ORU	12-21-16
FG Made	9	No. 11 Tenn.	2-8-18*
FG Att.	21	No. 11 Tenn.	2-8-18
3FG Made	4	at Kentucky	2-15-18
3FG Att.	8	at Kentucky	2-15-18
FT Made	4	#13 Missouri	2-12-18*
FT Att.	4	#13 Missouri	2-12-18*
Off. Reb.	4	Texas Tech	12-3-16
Def. Reb.	7	Grambling	12-18-17*
Rebounds	9	Texas Tech	12-3-16
Assists	11	HBU	12-28-16
Blocks	3	SHSU	11-10-17
Steals	5	at Georgia	1-11-18
Minutes	40	Vanderbilt	2-28-18*

*Most Recent

2018-19 GAME-BY-GAME

Opponent	M	FG	3P	FT	REB	A	TO	B	S	PT
NSU	19	1	-	2	4	4	2	1	-	4
at UTA	23	-	-	-	1	2	1	-	3	-
Arizona St.	31	5	1	-	4	3	-	-	1	11
Tenn. State	22	1	-	2	2	2	4	2	1	4
Pittsburgh	21	2	1	-	1	1	1	-	1	5
Wisconsin	36	5	1	1	7	1	1	-	2	12
ORU	27	4	2	2	6	-	1	1	-	12
Iowa State										
Tenn. Tech										
ACU										
Prairie View										
Nebraska										
Tulsa										
Jackson St										
Miss State										
Ole Miss										
Missouri										
Vanderbilt										
Tennessee										
Alabama										
Florida										
Georgia										
S Carolina										
LSU										
Auburn										
Kentucky										
Georgia										
Ole Miss										
Missouri										
Texas A&M										
SEC Tournament										

NOTES

- Has a Jordan shoe collection and is interning with the Athletics Department photographer.
- Member of the SEC WBB Leadership Council.
- SEC All-Freshman Team | 2017
- Two-time SEC Freshman of the Week | 2016-17
- She has 22 games in double figure scoring including a streak of five in a row twice as a sophomore and an eight-game streak that was snapped at Alabama last season.
- Scored 12 points, all in the second half, fueling a 15-point comeback win versus Wisconsin.

CAREER STATISTICS

Year	GP-GS	Min	Avg	FG	Total FGA	Pct	3-Point FG	3-Point FGA	3-Point Pct	F-Throw FT	F-Throw FTA	F-Throw Pct	Off	Rebounds Def	Rebounds Tot	Avg	PF	FO	Ast	TO	Blk	Stl	Pts	Avg
2016-17	30-30	894	29.8	100	256	.391	19	53	.358	7	11	.636	21	96	117	3.9	72	2	93	56	8	31	226	7.5
2017-18	31-31	1031	33.3	139	344	.404	47	130	.362	16	19	.842	17	111	128	4.1	56	1	92	67	14	34	341	11.0
2018-19	7-6	179	25.6	18	46	.391	5	14	.357	7	9	.778	6	19	25	3.6	13	0	13	10	4	8	48	6.9
TOTAL	68-67	2104	30.9	257	646	.398	71	197	.360	30	39	.769	44	226	270	4.0	141	3	198	133	26	73	615	9.0

20 Sydney Stout | Jr. | 6-0 | F | Bixby, Okla. (Bixby HS)



SEASON HIGHS

Points			
FG Made			
FG Att.			
3FG Made			
3FG Att.			
FT Made			
FT Att.			
Off. Reb.			
Def. Reb.			
Rebounds			
Assists			
Blocks			
Steals			
Minutes	4	NSU	11-9-18

CAREER HIGHS

Points	8	HBU	12-28-16
FG Made	3	HBU	12-28-16
FG Att.	5	HBU	12-28-16
3FG Made	2	HBU	12-28-16
3FG Att.	4	HBU	12-28-16
FT Made	2	Texas A&M	1-12-17
FT Att.	4	Texas A&M	1-12-17
Off. Reb.	1	SHSU	11-10-17*
Def. Reb.	6	HBU	12-28-16
Rebounds	6	HBU	12-28-16
Assists	1	#13 Missouri	2-12-18*
Blocks	1	UIM	11-13-16
Steals	2	at S Carolina	1-25-18
Minutes	15	HBU	12-28-16

*Most Recent

2018-19 GAME-BY-GAME

Opponent	M	FG	3P	FT	REB	A	TO	B	S	PT
NSU	4	-	-	-	-	-	-	-	-	-
at UTA	DNP									
Arizona St.	DNP									
Tenn. State	1	-	-	-	-	-	-	-	-	-
Pittsburgh	DNP									
Wisconsin	DNP									
ORU	DNP									
Iowa State										
Tenn. Tech										
ACU										
Prairie View										
Nebraska										
Tulsa										
Jackson St										
Miss State										
Ole Miss										
Missouri										
Vanderbilt										
Tennessee										
Alabama										
Florida										
Georgia										
S Carolina										
LSU										
Auburn										
Kentucky										
Georgia										
Ole Miss										
Missouri										
Texas A&M										
SEC Tournament										

NOTES

- Arkansas Athletics Department Honor Roll (3.0-3.49 GPA) | Fall 2016.
- Arkansas Athletics Depart. Academic Champion (4.0 GPA) | Spring 2017, Fall 2017, Spring 2018.
- SEC First Year Academic Honor Roll (2016-2017)
- Plans to graduate a year early with a degree in Marketing.

CAREER STATISTICS

Year	GP-GS	Min	Avg	FG	Total FGA	Pct	3-Point FG	3-Point FGA	3-Point Pct	F-Throw FT	F-Throw FTA	F-Throw Pct	Off	Rebounds Def	Rebounds Tot	Avg	PF	FO	Ast	TO	Blk	Stl	Pts	Avg
2016-17	15-0	72	4.8	5	14	.357	4	12	.333	2	4	.500	2	9	11	0.7	15	0	1	2	1	0	16	1.1
2017-18	16-0	84	5.3	1	9	.111	1	6	.167	3	6	.500	4	6	10	0.6	4	0	3	3	0	3	6	0.4
2018-19	2-0	5	2.5	0	0	.000	0	0	.000	0	0	.000	0	0	0	0.0	1	0	0	0	0	0	0	0.0
TOTAL	33-0	161	4.9	6	23	.261	5	18	.278	5	10	.500	6	15	21	0.6	20	0	4	5	1	3	22	0.7

22 Bailey Zimmerman | Sr. | 6-0 | F | St. Vincent, Ark. (Wonderview HS)

SEASON HIGHS

Points	12	TSU	11-23-18
FG Made	4	Pitt	11-24-18
FG Att	8	Pitt	11-24-18
3FG Made	2	Pitt	11-24-18*
3FG Att	5	Pitt	11-24-18
FT Made	4	TSU	11-23-18
FT Att	6	TSU	11-23-18
Off. Reb.	7	Pitt	11-24-18
Def. Reb.	4	Pitt	11-24-18*
Rebounds	11	Pitt	11-24-18
Assists	1	Wisconsin	11-25-18*
Blocks	1	Pitt	11-24-18*
Steals	1	Pitt	11-24-18*
Minutes	28	Pitt	11-24-18

CAREER HIGHS

Points	14	#13 Missouri	2-12-18*
FG Made	4	Pitt	11-24-18
FG Att	11	#11 Tennessee	2-8-18*
3FG Made	3	at Kentucky	2-15-18*
3FG Att	8	at Auburn	1-14-18
FT Made	4	TSU	11-23-18*
FT Att	6	TSU	11-23-18*
Off. Reb.	7	Pitt	11-24-18
Def. Reb.	6	Alabama	1-15-17
Rebounds	11	Pitt	11-24-18
Assists	3	at Kentucky	2-15-18*
Blocks	3	Nebraska	11-16-17*
Steals	2	Kentucky	1-29-18*
Minutes	40	#11 Tennessee	2-8-18

*Most Recent

2018-19 GAME-BY-GAME

Opponent	M	FG	3P	FT	REB	A	TO	B	S	PT
NSU	17	1	1	1	4	1	-	1	-	4
at UTA	21	2	-	-	5	-	1	1	-	4
Arizona St.	21	1	-	-	1	-	1	-	-	2
Tenn. State	25	3	2	4	4	1	-	3	-	12
Pittsburgh	28	4	2	1	11	-	2	1	1	11
Wisconsin	25	1	-	1	4	1	-	-	-	3
ORU	21	1	1	1	3	-	1	-	-	4
Iowa State										
Tenn. Tech										
ACU										
Prairie View										
Nebraska										
Tulsa										
Jackson St										
Miss State										
Ole Miss										
Missouri										
Vanderbilt										
Tennessee										
Alabama										
Florida										
Georgia										
S. Carolina										
LSU										
Auburn										
Kentucky										
Georgia										
Ole Miss										
Missouri										
Texas A&M										
SEC Tournament										

NOTES

- First career double-double with 11 points and 11 rebounds against Pitt.
- Two games as a senior in double figure scoring.
- SEC Academic Honor Roll | 2016-17, 2017-18.
- Arkansas Athletics Department Academic Champion (4.0 GPA) | Spring 2017.
- Arkansas Athletics Director's List (3.5-3.99 GPA) | Fall 2015, Fall 2016, Fall 2017.
- Arkansas Athletics Department Honor Roll (3.0-3.49 GPA) | Fall 2017, Spring 2018.
- Career-bests for points with 14 against No. 13 Missouri.
- Plans to graduate in December with a degree in Apparel Merchandising.

CAREER STATISTICS

Year	GP-GS	Min	Avg	FG	Total FGA	Pct	3-Point FGA	Pct	F-Throw FTA	Pct	Off	Rebounds Def	Tot	Avg	PF	FO	Ast	TO	Blk	Stl	Pts	Avg		
2015-16	20-1	174	8.7	6	48	.125	4	.33	.121	7	12	.583	12	9	21	1.1	9	0	4	15	2	4	23	1.2
2016-17	30-23	627	20.9	45	144	.313	24	.84	.286	20	39	.513	35	80	115	3.8	46	0	28	37	10	19	134	4.5
2017-18	31-31	744	24.0	42	161	.261	18	.87	.207	28	46	.609	49	49	98	3.2	55	1	37	35	12	12	130	4.2
2018-19	7-0	158	22.6	13	32	.406	6	.21	.286	8	15	.533	16	16	32	4.6	10	0	3	5	6	1	40	5.7
TOTAL	88-55	1703	19.4	106	385	.275	52	.225	.231	63	112	.563	112	154	266	3.0	120	1	72	92	30	36	327	3.7

24 Taylah Thomas | So. | 6-1 | F | Arlington, Texas (Mansfield Timberview HS)

SEASON HIGHS

Points	11	NSU	11-9-18
FG Made	4	NSU	11-9-18
FG Att	7	NSU	11-9-18
3FG Made			
3FG Att			
FT Made	3	NSU	11-9-18
FT Att	6	NSU	11-9-18
Off. Reb.	5	NSU	11-9-18
Def. Reb.	9	Wisconsin	11-25-18
Rebounds	12	Wisconsin	11-25-18
Assists			
Blocks	1	TSU	11-23-18
Steals	3	NSU	11-9-18
Minutes	22	at UTA	11-14-18

CAREER HIGHS

Points	13	Samford	11-12-17
FG Made	5	Samford	11-12-17
FG Att	9	at Georgia	1-11-18
3FG Made	1	Ole Miss	12-31-17*
3FG Att	1	at #9 SC	1-25-18*
FT Made	3	NSU	11-9-18*
FT Att	6	NSU	11-9-18*
Off. Reb.	6	Nebraska	11-16-17
Def. Reb.	9	Wisconsin	11-25-18
Rebounds	12	Wisconsin	11-25-18
Assists	2	at #11 Missouri	1-21-18
Blocks	2	Nebraska	11-16-17
Steals	3	NSU	11-9-18
Minutes	29	at Georgia	1-11-18

*Most Recent

2018-19 GAME-BY-GAME

Opponent	M	FG	3P	FT	REB	A	TO	B	S	PT
NSU	17	4	-	3	9	-	-	-	3	11
at UTA	22	1	-	-	9	-	2	-	1	2
Arizona St.	15	-	-	-	2	-	1	-	-	-
Tenn. State	10	-	-	1	3	-	1	1	-	1
Pittsburgh	19	2	-	-	8	-	1	-	-	4
Wisconsin	17	1	-	-	12	-	-	-	1	2
ORU	17	-	-	-	6	-	-	-	1	0
Iowa State										
Tenn. Tech										
ACU										
Prairie View										
Nebraska										
Tulsa										
Jackson St										
Miss State										
Ole Miss										
Missouri										
Vanderbilt										
Tennessee										
Alabama										
Florida										
Georgia										
S. Carolina										
LSU										
Auburn										
Kentucky										
Georgia										
Ole Miss										
Missouri										
Texas A&M										
SEC Tournament										

NOTES

- Scored 22 points in three games in Italy in August.
- Arkansas Athletics Department Athletic Director's List (3.5-3.99 GPA) | Fall 2017, Spring 2018.
- Considered one of the top power forwards out of Texas.
- Played in every game as a freshman.
- Scored in double figures twice in her career.

CAREER STATISTICS

Year	GP-GS	Min	Avg	FG	Total FGA	Pct	3-Point FGA	Pct	F-Throw FTA	Pct	Off	Rebounds Def	Tot	Avg	PF	FO	Ast	TO	Blk	Stl	Pts	Avg		
2017-18	31-2	527	17.0	44	100	.440	3	10	.300	25	42	.595	55	89	144	4.6	58	1	5	25	6	8	116	3.7
2018-19	7-0	117	16.7	8	20	.400	0	0	.000	4	14	.286	15	34	49	7.0	9	0	0	6	1	6	20	2.9
TOTAL	38-2	644	16.9	52	120	.433	3	10	.300	29	56	.518	70	123	193	5.1	67	1	5	31	7	14	136	3.6

30 Macy Weaver | So. | 6-3 | F | Davis Junction, Ill. (Stillman Valley HS)



SEASON HIGHS

Points	4	ORU	11-28-18
FG Made	1	ORU	11-28-18
FG Att.	1	ORU	11-28-18
3FG Made			
3FG Att.			
FT Made	2	ORU	11-28-18
FT Att.	2	ORU	11-28-18
Off. Reb.	3	TSU	11-23-18
Def. Reb.	2	TSU	11-23-18
Rebounds	5	TSU	11-23-18
Assists			
Blocks	1	TSU	11-23-18
Steals			
Minutes	10	TSU	11-23-18

CAREER HIGHS

Points	7	#9/7 SC	1-25-18
FG Made	3	#9/7 SC	1-25-18
FG Att.	4	#9/7 SC	1-25-18
3FG Made	-		
3FG Att.	-		
FT Made	3	#13 Missouri	2-12-18
FT Att.	6	#13 Missouri	2-12-18
Off. Reb.	3	TSU	11-23-18
Def. Reb.	4	UTA	12-17-17
Rebounds	5	TSU	11-23-18*
Assists	1	UTEP	11-24-17
Blocks	4	UTEP	11-24-17
Steals	2	#15 Texas A&M	3-1-18
Minutes	19	UTEP	11-24-17

*Most Recent

2018-19 GAME-BY-GAME

Opponent	M	FG	3P	FT	REB	A	TO	B	S	PT
NSU	4	-	-	-	-	-	-	-	-	-
at UTA	DNP									
Arizona St.	DNP									
Tenn. State	10	-	-	-	5	-	-	1	-	-
Pittsburgh	DNP									
Wisconsin	DNP									
ORU	3	1	-	2	1	-	1	1	-	4
Iowa State										
Tenn. Tech										
ACU										
Prairie View										
Nebraska										
Tulsa										
Jackson St										
Miss State										
Ole Miss										
Missouri										
Vanderbilt										
Tennessee										
Alabama										
Florida										
Georgia										
S. Carolina										
LSU										
Auburn										
Kentucky										
Georgia										
Ole Miss										
Missouri										
Texas A&M										
SEC Tournament										

NOTES

- Played in 20 games as a freshman.
- Arkansas Athletics Department Athletic Director's List (3.5-3.99 GPA) | Fall 2017, Spring 2018.
- Played 19 minutes with four blocks and solid defense at UTEP.
- Career High seven points in 11 minutes vs South Carolina.

CAREER STATISTICS

Year	GP-GS	Min	Avg	FG	Total FGA	Pct	3-Point FG	3-Point FGA	3-Point Pct	F-Throw FT	F-Throw FTA	Pct	Off	Rebounds Def	Tot	Avg	PF	FO	Ast	TO	Blk	Stl	Pts	Avg
2017-18	20-0	144	7.2	8	20	.400	0	0	.000	11	24	.458	16	18	34	1.7	28	0	1	5	10	3	27	1.4
2018-19	3-0	17	5.7	1	1	1.000	0	0	.000	2	2	1.000	3	3	6	2.0	5	0	0	1	2	0	4	1.3
TOTAL	23-0	161	7.0	9	21	.429	0	0	.000	13	26	.500	19	21	40	1.7	33	0	1	6	12	3	31	1.3

33 Chelsea Dungee | R-So. | 5-11 | G | Sapulpa, Okla. (Sapulpa HS) | University of Oklahoma



SEASON HIGHS

Points	21	ORU	11-28-18
FG Made	7	ORU	11-28-18*
FG Att.	19	ORU	11-28-18
3FG Made	3	Wisconsin	11-25-18
3FG Att.	6	Pitt	11-24-18*
FT Made	7	ORU	11-28-18*
FT Att.	10	Wisconsin	11-25-18
Off. Reb.	1	ORU	11-28-18*
Def. Reb.	5	TSU	11-23-18*
Rebounds	6	#22 ASU	11-18-18
Assists	3	NSU	11-9-18
Blocks	2	Pitt	11-24-18
Steals	2	TSU	11-23-18
Minutes	34	Wisconsin	11-25-18*

CAREER HIGHS

Points	21	ORU	11-28-18
FG Made	7	ORU	11-28-18*
FG Att.	19	ORU	11-28-18
3FG Made	3	Wisconsin	11-25-18*
3FG Att.	7	at Texas Tech	2-11-17#
FT Made	10	at Texas	1-17-17#
FT Att.	10	at Texas	1-17-17#
Off. Reb.	3	at Texas	1-17-17#
Def. Reb.	7	Texas	2-18-17*#
Rebounds	9	at Texas Tech	2-11-17#
Assists	5	at Texas	1-17-17#
Blocks	2	Pitt	11-24-18*
Steals	3	at Texas Tech	2-11-17#
Minutes	39	vs. W. Virginia	2-7-17#

*Most Recent | #at OU

2018-19 GAME-BY-GAME

Opponent	M	FG	3P	FT	REB	A	TO	B	S	PT
NSU	22	4	2	1	3	3	1	-	-	22
at UTA	26	6	2	2	3	1	4	1	-	16
Arizona St.	24	7	2	4	6	1	1	-	-	20
Tenn. State	30	5	-	6	6	-	2	-	2	16
Pittsburgh	34	2	1	5	1	-	1	2	1	10
Wisconsin	34	5	3	7	5	1	4	-	3	20
ORU	32	7	-	7	5	1	3	-	1	21
Iowa State										
Tenn. Tech										
ACU										
Prairie View										
Nebraska										
Tulsa										
Jackson St										
Miss State										
Ole Miss										
Missouri										
Vanderbilt										
Tennessee										
Alabama										
Florida										
Georgia										
S. Carolina										
LSU										
Auburn										
Kentucky										
Georgia										
Ole Miss										
Missouri										
Texas A&M										
SEC Tournament										

NOTES

- Double figure scoring in every game this year.
- Twenty-plus points three times as a sophomore (Arizona State, Wisconsin, ORU).
- Challenge in Music City All-Tournament Team.
- Redshirted the 2017-18 season at Arkansas.
- Arkansas Athletics Department Honor Roll (3.0-3.49 GPA) | Fall 2017.
- Won a gold medal with USA Basketball ... All Big 12 freshman team in 2017 ... Oklahoma Gatorade Player of the Year in 2014 ... Won a gold medal with USA basketball ... At Oklahoma- Big 12 freshman of the year.

CAREER STATISTICS

Year	GP-GS	Min	Avg	FG	Total FGA	Pct	3-Point FG	3-Point FGA	3-Point Pct	F-Throw FT	F-Throw FTA	Pct	Off	Rebounds Def	Tot	Avg	PF	FO	Ast	TO	Blk	Stl	Pts	Avg
2016-17*	33-18	695	21.1	81	214	.379	22	65	.338	60	74	.811	18	66	84	2.5	62	0	26	51	5	19	244	7.4
2017-18	Redshirt																							
2018-19**	7-7	202	28.9	36	82	.439	10	27	.370	32	41	.780	6	23	29	4.1	17	1	7	16	3	7	114	16.3
TOTAL**	7-7	202	28.9	36	82	.439	10	27	.370	32	41	.780	6	23	29	4.1	17	1	7	16	3	7	114	16.3

*at Oklahoma | **at Arkansas only

52 Rokia Doumbia | Fr. | 5-9 | G | Mali, Africa | Bradenton, Fla. (IMG Academy)

SEASON HIGHS

Points	11	NSU	11-9-18
FG Made	4	NSU	11-9-18
FG Att.	6	NSU	11-9-18
3FG Made	1	NSU	11-9-18
3FG Att.	2	NSU	11-9-18
FT Made	2	NSU	11-9-18
FT Att.	3	NSU	11-9-18
Off. Reb.			
Def. Reb.	1	Wisconsin	11-25-18*
Rebounds	1	Wisconsin	11-25-18*
Assists	1	ORU	11-28-18*
Blocks			
Steals	1	at UTA	11-14-18*
Minutes	17	NSU	11-9-18

CAREER HIGHS

Points	11	NSU	11-9-18
FG Made	4	NSU	11-9-18
FG Att.	6	NSU	11-9-18
3FG Made	1	NSU	11-9-18
3FG Att.	2	NSU	11-9-18
FT Made	2	NSU	11-9-18
FT Att.	3	NSU	11-9-18
Off. Reb.			
Def. Reb.	1	Wisconsin	11-25-18*
Rebounds	1	Wisconsin	11-25-18*
Assists	1	ORU	11-28-18*
Blocks			
Steals	1	at UTA	11-14-18*
Minutes	17	NSU	11-9-18

*Most Recent

2018-19 GAME-BY-GAME

Opponent	M	FG	3P	FT	REB	A	TO	B	S	PT
NSU	17	4	1	2	1	-	-	-	1	11
at UTA	4	-	-	-	-	-	1	-	1	-
Arizona St.	7	-	-	-	1	-	1	-	-	-
Tenn. State	6	-	-	-	-	1	-	-	-	-
Pittsburgh	DNP									
Wisconsin	4	-	-	-	1	-	1	-	-	-
ORU	5	-	-	1	-	1	2	-	-	1
Iowa State										
Tenn. Tech										
ACU										
Prairie View										
Nebraska										
Tulsa										
Jackson St										
Miss State										
Ole Miss										
Missouri										
Vanderbilt										
Tennessee										
Alabama										
Florida										
Georgia										
S Carolina										
LSU										
Auburn										
Kentucky										
Georgia										
Ole Miss										
Missouri										
Texas A&M										
SEC Tournament										

NOTES

- Speaks three languages: French, English, Bambara.
- Left-handed.
- Originally from Mali, Africa, and attended high school at IMG Academy in Bradenton, Florida
- Four-star recruit and was a member of the U16 Mali (Africa) National Team in 2016 and 2017.
- Was the MVP of the FIBA U16 Africa Championship in 2015.

CAREER STATISTICS

Year	GP-GS	Min	Avg	FG	Total FGA	Pct	3-Point FG	3-Point FGA	Pct	FT	F-Throw FTA	Pct	Off	Rebounds Def	Tot	Avg	PF	FO	Ast	TO	Blk	Stl	Pts	Avg
2018-19	6-0	43	7.2	4	7	.571	1	2	.500	3	4	.750	0	3	3	0.5	7	0	2	5	0	2	12	2.0
TOTAL	6-0	43	7.2	4	7	.571	1	2	.500	3	4	.750	0	3	3	0.5	7	0	2	5	0	2	12	2.0

ARKANSAS SUPPORT STAFF


Amber Shirey
Director of Operations



C'eira Ricketts
Director of Student-Athlete Development



Jeff Brazil
Director of Video and Scouting



Natalie Trotter
Athletic Trainer



Todd Barbour
Strength and Conditioning Coach



Marissa Byler
Administrative Assistant



Jalen Powell
Graduate Assistant



Heather Corral
Graduate Assistant



Delaney Osborn
Manager

2018-19 @RAZORBACKWBB



A'Tyanna Gauden
So | 5-7 | G
Ocilla, Georgia



Raven Northcross-Baker
Sr | 5-9 | G
Malvern, Arkansas



Alexis Tolefree
Jr | 5-8 | G
Conway, Arkansas



Malica Monk
Sr | 5-5 | G
North Little Rock, Arkansas



Kiara Williams
Jr | 6-1 | C
Little Rock, Arkansas




Grayce Spangler
So | 5-11 | G
Fayetteville, Arkansas




Jailyn Mason
Jr | 5-9 | G
Mason, Ohio



Sydney Stout
Jr | 6-0 | F
Bixby, Oklahoma



Bailey Zimmerman
Sr | 6-0 | F
St. Vincent, Arkansas



Amber Ramirez
Jr | 5-9 | G
San Antonio, Texas



Taylah Thomas
So | 6-1 | C
Arlington, Texas



Macy Weaver
So | 6-3 | C
Davis Junction, Illinois



Chelsea Dungee
So | 5-11 | G
Sapulpa, Oklahoma



Rokia Doumbia
Fr | 5-7 | G
Bradenton, Florida/Mali, Africa



Mike Neighbors
Head Coach
Second Season



Todd Schaefer
Assistant Coach
Second Season



Lacey Goldwire
Assistant Coach
Second Season



Pauline Love
Assistant Coach
Second Season

Official Basketball Box Score -- Game Totals -- Final Statistics
Northwestern State vs AR
11/09/18 10:30am at Fayetteville, AR Bud Walton Arena**Northwestern State 53 • 0-1**

#	Player		Total		3-Ptr		Rebounds			PF	TP	A				Min	
			FG-FGA	FG-FGA	FT-FTA	Off	Def	Tot	To			Bk	Stl				
15	JOHNSON, JASMYN	f	2-6	2-6	0-0	3	2	5	4	6	3	1	0	5	25		
22	GILLIAM, LIBBA	f	6-14	1-5	0-0	1	3	4	0	13	3	3	0	0	27		
23	SCOTT, JOCELYN	f	0-6	0-0	1-2	7	5	12	2	1	0	3	0	2	20		
00	GRANT, NAUTICA	g	5-8	3-5	1-2	0	2	2	3	14	2	2	0	0	33		
03	THOMAS, SAMI	g	2-7	1-2	2-2	0	2	2	3	7	3	1	0	1	22		
03	FREEMAN, JADA	g	1-6	0-2	0-0	0	2	2	2	2	2	5	1	1	24		
04	SAVAGE, LACEE	g	0-2	0-0	2-2	1	0	1	0	2	0	2	0	0	6		
13	MILLER, VICTORIA	g	0-1	0-0	0-0	0	0	0	2	0	1	0	0	0	7		
20	BARNES, LEAH	g	1-1	0-0	0-0	0	0	0	3	2	0	2	0	0	9		
24	BONNER, KIRA	g	2-4	1-1	0-0	1	1	2	4	5	0	2	0	1	10		
32	NERO, RAVON	g	0-2	0-0	1-4	0	0	0	4	1	0	8	0	0	17		
Team						1	3	4			1						
Totals				19-57	8-21	7-12	14	20	34	27	53	14	30	1	10	200	
1st - FG %:			6-14	42.9%	2nd:	3-10	30.0%	3rd:	3-16	18.8%	4th:	7-17	41.2%	Game:	19-57	33.3%	Deadball
3FG %:			2-4	50.0%		2-5	40.0%		1-5	20.0%		3-7	42.9%		8-21	38.1%	Rebounds
FT %:			0-0	0.0%		5-6	83.3%		2-4	50.0%		0-2	0.0%		7-12	58.3%	2

AR 98 • 1-0

#	Player		Total		3-Ptr		Rebounds			PF	TP	A				Min
			FG-FGA	FG-FGA	FT-FTA	Off	Def	Tot	To			Blk	Stl			
10	WILLIAMS, Kiara	c	5-7	0-0	0-0	5	4	9	1	10	1	2	1	1	19	
01	NORTHCROSS-BAKER,	g	0-0	0-0	0-0	1	0	1	2	0	2	1	0	1	16	
02	TOLEFREE, Alexis	g	5-11	5-10	4-6	0	3	3	0	19	0	3	0	2	21	
03	MONK, Malica	g	4-5	2-3	2-4	0	0	0	2	12	4	3	0	1	22	
33	DUNGEE, Chelsea	g	4-8	2-3	1-3	1	2	3	2	11	3	1	0	0	22	
00	GAULDEN, A'Tyanna	g	6-7	0-0	4-7	0	2	2	0	16	3	4	0	2	17	
13	SPANGLER, Grayce	g	0-1	0-1	0-0	0	0	0	2	0	0	0	0	0	5	
14	MASON, Jailyn	g	1-3	0-1	2-2	0	4	4	2	4	2	1	0	0	19	
20	STOUT, Sydney	g	0-0	0-0	0-0	0	0	0	1	0	0	0	0	0	4	
22	ZIMMERMAN, Bailey	g	1-4	1-3	1-2	0	4	4	0	4	1	0	1	0	17	
24	THOMAS, Taylah	g	4-7	0-0	3-6	5	4	9	0	11	0	0	0	3	17	
30	WEAVER, Macy	g	0-0	0-0	0-0	0	0	0	1	0	0	0	0	0	4	
52	DOUMBIA, Rokia	g	4-6	1-2	2-3	0	1	1	2	11	0	0	0	1	17	
	Team					0	2	2								
Totals			34-59	11-23	19-33	12	26	38	15	98	18	16	3	11	200	
Totals																
1st - FG %:		11-19	57.9%	2nd:	9-13	69.2%	3rd:	6-13	46.2%	4th:	8-14	57.1%	Game:	34-59	57.6%	Deadball
3FG %:		3-4	50.0%		4-6	66.7%		1-5	20.0%		3-6	50.0%		11-23	47.8%	Rebounds
FT %:		3-6	50.0%		6-12	50.0%		7-9	77.8%		3-6	50.0%		19-33	57.6%	7,1

Officials: Scott Yarbrough, Jennifer Rezac, Meadow Overstreet
Technical fouls: Northwestern State-None. AR-None.
Attendance: 5497
Elementary Day
Scanned Tickets: 4,889

Score by periods	1st	2nd	3rd	4th	Total
Northwestern State	14	13	9	17	53
AR	28	28	20	22	98

Official Basketball Box Score -- Game Totals -- Final Statistics
No. 22 Arizona State vs AR
11/18/18 7 p.m. at Fayetteville, Ark. (Bud Walton Arena)**No. 22 Arizona State 88 • 2-1**

#	Player		Total		3-Ptr		Rebounds			PF	TP	A				Min	
			FG-FGA	FG-FGA	FT-FTA	Off	Def	Tot	To			Blk	Stl				
42	IBIS, KIANNA	f	9-14	0-1	2-2	2	3	5	2	20	1	4	1	1	27		
33	JOHNSON-CHAPMAN, C	c	3-5	0-0	0-0	3	4	7	4	6	1	0	0	1	16		
01	RICHARDSON, REILI	g	1-4	0-2	5-8	0	3	3	1	7	5	1	0	2	28		
11	RYAN, ROBBI	g	3-6	2-2	5-6	2	1	3	2	13	1	2	0	0	20		
22	EKMARK, COURTNEY	g	0-5	0-4	0-0	1	2	3	3	0	2	1	0	0	24		
00	HANSON, TAYA	g	2-7	1-3	0-0	1	2	3	0	5	1	0	0	0	17		
04	RUSSELL, KIARA	g	0-1	0-0	1-2	0	0	0	2	1	1	0	0	0	2		
05	LOERA, JAMIE	g	2-4	2-3	2-2	1	1	2	0	8	0	1	0	0	14		
21	ELENGA, SOPHIA	g	5-7	0-0	1-2	4	8	12	2	11	0	4	1	1	25		
23	MBULITO, IRIS	g	4-6	0-1	5-11	1	2	3	4	13	4	3	0	1	16		
32	VAN HYFTE, JAYDE	g	1-2	0-0	0-0	0	0	0	1	2	0	0	0	0	8		
52	RUDEN, JAMIE	g	1-2	0-0	0-0	0	0	0	0	2	0	0	0	0	3		
	Team					0	2	2			1						
Totals			31-63	5-16	21-33	15	28	43	21	88	16	17	2	6	200		
1st - FG %:			11-19	57.9%	2nd:	5-19	26.3%	3rd:	11-16	68.8%	4th:	4-9	44.4%	Game:	31-63	49.2%	Deadball
3FG %:			2-5	40.0%		2-5	40.0%		0-1	0.0%		1-5	20.0%		5-16	31.3%	Rebounds
FT %:			5-9	55.6%		5-6	83.3%		1-2	50.0%		10-16	62.5%		21-33	63.6%	3,1

AR 85 • 2-1

#	Player		Total		3-Ptr		Rebounds			PF	TP	A				Min
			FG-FGA	FG-FGA	FT-FTA	Off	Def	Total	To			Bk	Stl			
10	WILLIAMS, Kiara	c	4-6	0-0	0-0	4	5	9	1	8	2	1	0	3	25	
02	TOLEFREE, Alexis	g	8-20	3-9	3-4	0	3	3	4	22	2	4	0	1	33	
03	MONK, Malica	g	5-14	0-1	3-8	0	4	4	4	13	1	1	0	0	27	
04	MASON, Jailyn	g	5-6	1-1	0-0	1	3	4	4	11	3	0	0	1	31	
33	DUNGEE, Chelsea	g	7-13	2-6	4-4	1	5	6	4	20	1	1	0	0	24	
00	GAULDEN, A'Tyanna	g	2-5	0-0	5-6	0	0	0	0	9	0	1	0	1	13	
01	NORTHCROSS-BAKER,	g	0-1	0-1	0-0	0	0	0	2	0	0	1	0	0	4	
22	ZIMMERMAN, Bailey	g	1-2	0-1	0-0	0	0	1	1	2	0	1	0	0	21	
24	THOMAS, Taylah	g	0-0	0-0	0-0	0	2	2	0	0	0	1	0	0	15	
52	DOUMBIA, Rokia	g	0-0	0-0	0-0	0	1	1	2	0	0	1	0	0	7	
	Team					4	1	5				1				
	Totals		32-67	6-19	15-22	10	25	35	22	85	9	13	0	6	200	
1st - FG %: 8-16 28.6% 2nd: 7-16 43.8% 3rd: 8-16 50.0% 4th: 9-19 47.4% Game: 32-67 47.8% Deadball																
3FG %: 2-7 28.6% 3FG %: 0-1 0.0% 3FG %: 2-6 33.3% 3FG %: 2-5 40.0% 3FG %: 6-19 31.6% Rebounds																
FT %: 7-9 77.8% FT %: 3-4 75.0% FT %: 2-3 66.7% FT %: 3-6 50.0% FT %: 15-22 68.2% 3,1																

Officials: Mark Zentz, Maj Forsberg, Roy Gulbeyan
Technical fouls: No. 22 Arizona State-None. AR-None.
Attendance: 1519
Total Scanned Tickets: 1,189

Score by periods	1st	2nd	3rd	4th	Total
No. 22 Arizona State	29	17	23	19	88
AR	25	17	20	23	85

Official Basketball Box Score -- Game Totals -- Final Statistics
AR vs UT Arlington
11/14/18 7:00 pm at**AR 66 • 2-0**

#	Player		Total			Rebounds			PF	TP					Min
			FG-FGA	3G-FGA	FT-FTA	Off	Def	Tot			A	To	Blk	Stl	
10	WILLIAMS, Kiara	f	2-4	0-0	0-1	2	4	6	3	4	0	2	1	0	18
02	TOLEFREE, Alexis	g	6-19	3-9	3-3	1	3	4	0	18	0	1	1	3	36
03	MONK, Malica	g	7-15	0-2	4-8	3	5	8	4	18	3	4	0	2	29
14	MASON, Jailyn	g	0-2	0-0	0-0	0	1	1	2	0	2	1	0	3	23
33	DUNGEE, Chelsea	g	6-9	2-2	2-2	1	2	3	5	16	1	4	1	0	26
00	GAULDEN, A'Tyanna	g	1-3	0-0	0-0	0	3	3	1	2	1	3	0	0	11
01	NORTHCROSS-BAKER,	g	1-5	0-2	0-0	0	3	3	1	2	1	0	0	0	10
22	ZIMMERMAN, Bailey	g	2-3	0-1	0-2	3	2	5	2	4	0	1	1	0	21
24	THOMAS, Taylah	g	1-2	0-0	0-2	2	7	9	1	2	0	2	0	1	22
52	DOUMBIA, Rokia	g	0-1	0-0	0-0	0	0	0	1	0	0	1	0	1	4
	Team					0	0	0							
Totals			26-63	5-16	9-18	12	30	42	20	66	8	19	4	10	200
1st - FG %:			7-13	53.8%	2nd: 7-14	50.0%	3rd: 6-19	31.6%	4th: 6-17	35.3%	Game: 26-63		41.3%	Deadball	
3FG %:			1-3	33.3%	2-5	40.0%	1-4	25.0%	1-4	25.0%	5-16		31.3%	Rebounds	
FT %:			0-0	0.0%	0-0	0.0%	0-0	0.0%	0-0	0.0%	0-0		0.0%	Points	

Official Basketball Box Score -- Game Totals -- Final Statistics
Pittsburgh vs Arkansas
 11/24/18 7:30 p.m. at Municipal Auditorium, Nashville, Tenn.

Pittsburgh 61 • 3-4

#	Player	Total		3-Ptr		Rebounds			PF	TP	A TO Blk Stl				Min
		FG-FGA	FG-FGA	FT-FTA	FT-FTA	Off	Def	Tot			A	TO	Blk	Stl	
01	Danielle Garven	f	4-9	0-0	4-4	1	3	4	3	12	4	6	0	0	30
11	Cara Judkins	c	4-5	0-0	0-2	2	5	7	1	8	1	2	1	0	20
03	Jasmine Whitney	g	3-6	0-2	0-0	0	7	7	4	6	5	4	1	1	36
04	Cassidy Walsh	g	1-6	0-1	4-4	1	3	4	2	6	1	2	1	0	32
13	Kyla Nelson	g	1-6	1-3	0-2	0	2	2	3	1	1	1	0	0	29
00	Jahsyni Knight		3-6	0-0	0-0	0	2	2	0	6	1	0	0	2	13
10	Ismiini Prapa		0-0	0-0	0-0	0	0	0	0	0	0	2	0	0	1
14	Kauai Bradley		2-5	1-3	0-0	1	3	4	4	5	1	4	0	0	16
22	Jaala Henry		0-0	0-0	0-0	0	1	1	1	0	1	0	1	0	1
32	Kalista Walters		7-9	0-0	1-2	3	4	7	1	15	3	0	1	1	22
Team						2	8	10							
Totals			25-52	2-9	9-14	10	38	48	18	61	17	22	4	4	200
1st - FG %:		7-16	43.8%	2nd: 4-12	33.3%	3rd: 9-14	64.3%	4th: 5-10	50.0%	Game: 25-52	48.1%	Deadball			
3FG %:		1-2	50.0%	0-3	0.0%	1-3	33.3%	0-1	0.0%	2-9	22.2%	Rebounds			
FT %:		2-2	100.0%	0-0	0.0%	2-2	100.0%	5-10	50.0%	9-14	64.3%	Rebounds			

Arkansas 54 • 3-2

#	Player	Total		3-Ptr		Rebounds			PF	TP	A TO Blk Stl				Min
		FG-FGA	FG-FGA	FT-FTA	FT-FTA	Off	Def	Tot			A	TO	Blk	Stl	
10	WILLIAMS, Kiara	f	2-4	0-0	1-3	2	2	4	1	5	0	0	0	0	21
02	TOLEFREE, Alexis	g	2-12	3-16	1-2	2	4	6	3	12	5	2	0	4	32
03	MONK, Malica	g	2-23	0-4	1-2	2	1	3	3	5	2	1	0	2	31
14	MASON, Jaily	g	2-5	1-3	0-0	0	1	1	1	5	1	1	0	1	21
33	DUNGEE, Chelsea	g	2-13	1-6	5-6	0	1	1	1	10	0	1	2	1	34
00	GAULDEN, A'Tyanna		1-6	0-1	0-0	1	1	2	0	2	3	0	0	1	11
01	NORTHCROSS-BAKER,		0-0	0-0	0-0	0	0	0	1	0	0	0	0	0	3
22	ZIMMERMAN, Bailey		4-8	2-5	1-2	7	4	11	2	11	0	2	1	1	28
24	THOMAS,Taylah		2-3	0-0	0-2	3	5	8	2	4	0	1	0	0	19
Team						4	0	4							
Totals			19-74	7-35	9-17	21	19	40	14	54	11	8	3	10	200
1st - FG %:		4-18	22.2%	2nd: 4-16	25.0%	3rd: 6-17	35.3%	4th: 5-23	21.7%	Game: 19-74	25.7%	Deadball			
3FG %:		2-8	25.0%	0-5	0.0%	3-9	33.3%	2-13	15.4%	7-35	20.0%	Rebounds			
FT %:		0-0	0.0%	0-3	0.0%	5-6	83.3%	4-8	50.0%	9-17	52.9%	Rebounds			

Officials: Troy Winders, Meadow Overstreet, Erika Herriman-Camarota
 Technical fouls: Pittsburgh-None, Arkansas-None.
 Attendance:

Score by periods	1st	2nd	3rd	4th	Total
Pittsburgh	17	8	21	15	61
Arkansas	10	8	20	16	54

Last FG - UP 4th-01:42, AR 4th-00:21.
 Largest lead - UP by 15 3rd-07:06, AR by 2 1st-09:40.
 UP led for 36:21, AR led for 00:20. Game was tied for 03:00.

Points	In Paint	T/O	2nd Chance	Fast Break	Bench
UP	42	4	10	2	26
AR	22	19	10	10	17

Score tied - 2 times.
 Lead changed - 1 time.



Official Basketball Box Score -- Game Totals -- Final Statistics
AR vs Wisconsin
 11/25/18 7:30 p.m. at Nashville, TN (Municipal Auditorium)



AR 69 • 4-2

#	Player	Total		3-Ptr		Rebounds			PF	TP	A TO Blk Stl				Min
		FG-FGA	FG-FGA	FT-FTA	FT-FTA	Off	Def	Tot			A	TO	Blk	Stl	
10	WILLIAMS, Kiara	f	5-10	0-0	3-5	6	2	8	4	13	0	1	0	3	23
02	TOLEFREE, Alexis	g	2-9	1-6	0-0	2	0	2	0	5	1	1	0	0	17
03	MONK, Malica	g	5-11	0-0	3-8	0	1	1	1	13	3	0	0	1	27
14	MASON, Jaily	g	5-14	1-4	1-2	3	4	7	3	12	1	1	0	2	36
33	DUNGEE, Chelsea	g	5-11	3-5	7-10	1	4	5	3	20	1	4	0	3	34
00	GAULDEN, A'Tyanna		0-3	0-0	1-2	0	0	0	1	4	1	0	1	1	17
22	ZIMMERMAN, Bailey		1-5	0-4	1-1	2	2	4	2	3	1	0	0	0	25
24	THOMAS,Taylah		1-2	0-0	0-0	3	9	12	3	2	0	0	0	1	17
52	DOUMBIA, Rokia		0-0	0-0	0-0	0	1	1	0	0	0	1	0	0	4
Team						1	3	4							
Totals			24-65	5-19	16-28	18	26	44	17	69	11	10	0	11	200
1st - FG %:		8-19	42.1%	2nd: 5-12	41.7%	3rd: 5-20	25.0%	4th: 6-14	42.9%	Game: 24-65	36.9%	Deadball			
3FG %:		2-6	33.3%	0-2	0.0%	2-8	25.0%	1-3	33.3%	5-19	26.3%	Rebounds			
FT %:		2-4	50.0%	1-3	33.3%	3-4	75.0%	10-17	58.8%	16-28	57.1%	Rebounds			

Wisconsin 68 • 6-1

#	Player	Total		3-Ptr		Rebounds			PF	TP	A TO Blk Stl				Min
		FG-FGA	FG-FGA	FT-FTA	FT-FTA	Off	Def	Tot			A	TO	Blk	Stl	
11	Howard,Marsha	f	3-4	0-0	4-8	3	5	8	4	10	0	2	2	1	27
34	Lewis,Imani	f	5-8	0-0	3-5	4	8	12	3	13	2	1	0	0	31
02	Karlis,Kelly	g	0-3	0-3	0-0	1	0	1	2	0	1	1	1	0	15
10	Van Leeuwen,Kendra	g	5-14	2-6	0-0	2	6	8	3	12	12	5	0	0	33
44	Luehring,Alex	g	3-10	3-10	0-0	0	3	3	1	9	4	2	1	0	34
03	Gilreath,Suzanne		2-6	2-6	0-0	0	1	1	2	6	0	0	0	0	5
14	Laszewski,Abby		4-6	0-0	0-0	2	1	3	2	8	0	2	1	0	21
20	Bragg,Diamond		1-2	0-0	0-0	0	1	1	1	2	1	2	0	0	8
23	Hale,Jasmine		4-10	0-3	0-0	1	2	3	4	8	1	1	1	0	26
Team						1	2	3							
Totals			27-63	7-28	7-13	14	29	43	22	68	21	16	6	1	200
1st - FG %:		7-18	38.9%	2nd: 6-15	40.0%	3rd: 8-17	47.1%	4th: 6-13	46.2%	Game: 27-63	42.9%	Deadball			
3FG %:		1-9	11.1%	3-8	37.5%	1-4	25.0%	2-7	28.6%	7-28	25.0%	Rebounds			
FT %:		2-4	50.0%	1-4	25.0%	2-2	100.0%	2-3	66.7%	7-13	53.8%	Rebounds			

Officials: Felicia Grinter, Troy Winders, Neonta Williams
 Technical fouls: AR-None, Wisconsin-None.
 Attendance:

Score by periods	1st	2nd	3rd	4th	Total
AR	20	11	15	23	69
Wisconsin	17	16	19	16	68

Points	In Paint	T/O	2nd Chance	Fast Break	Bench
AR	28	13	10	7	31
WIS	34	11	9	0	24

Last FG - AR 4th-00:11, WIS 4th-01:04.
 Largest lead - AR by 7 1st-04:45, WIS by 15 3rd-04:12.
 AR led for 10:54, WIS led for 25:21. Game was tied for 03:06.

Score tied - 4 times.
 Lead changed - 6 times.

Official Basketball Box Score -- Game Totals -- Final Statistics
Oral Roberts vs AR
 11/28/18 7 p.m. at Fayetteville, Ark. (Bud Walton Arena)

Oral Roberts 61 • 3-4

#	Player	Total		3-Ptr		Rebounds			PF	TP	A TO Blk Stl				Min
		FG-FGA	FG-FGA	FT-FTA	FT-FTA	Off	Def	Tot			A	TO	Blk	Stl	
21	Torrey, Rylie	f	0-6	0-0	0-0	0	1	1	4	0	0	5	1	0	26
24	Bratons, Montserrat	c	6-13	0-0	4-8	1	6	7	3	16	1	2	0	0	27
03	Kirkhart, Katie	g	1-6	0-0	0-0	1	2	3	2	2	1	3	0	1	22
10	Mayberry, Maya	g	3-12	1-5	0-0	0	3	3	5	7	2	3	0	2	30
23	Beatty, Lakota	g	2-5	1-1	0-0	1	6	7	0	5	1	1	0	1	33
13	Skalnik, Rachel		0-1	0-1	0-0	1	0	1	4	0	0	1	0	1	8
20	Schumacher, Regan		0-1	0-0	0-0	0	2	2	1	0	1	0	0	1	9
32	Garvie, Sarah		3-5	2-4	0-0	0	2	2	1	8	2	0	0	1	20
33	Lippe, KeniJo		6-12	1-2	10-10	4	5	9	3	23	1	2	0	1	25
Team						3	3	6							
Totals			21-61	5-18	14-18	11	30	41	23	61	8	19	1	8	200
1st - FG %:		5-13	38.5%	2nd: 5-12	41.7%	3rd: 5-16	31.3%	4th: 6-20	30.0%	Game: 21-61	34.4%	Deadball			
3FG %:		1-3	33.3%	1-1	100.0%	0-5	0.0%	3-9	33.3%	5-18	27.8%	Rebounds			
FT %:		0-0	0.0%	1-2	50.0%	5-6	83.3%	8-10	80.0%	14-18	77.8%	Rebounds			</