



@WKUBasketball WKUBasketball

@wkubasketball WKUSports

WKUSports.com

WKU (4-4) AT ARKANSAS (6-1)

Saturday, Dec. 8 | 2:30 p.m. (CT) | Fayetteville, Ark.
Bud Walton Arena (19,200)

LISTEN Hilltopper IMG Sports Network, TuneIn

• Randy Lee (pxp), Hal Schmitt (analysis)

WATCH SEC Network

• Sam Ravech (pxp), Mark Wise (analysis)

OCTOBER (0-0)

30 Campbellsville (Exh.) W, 91-66

NOVEMBER (3-3)

3 (1) Kentucky Wesleyan (Exh.) W, 96-71

6 at #25/24 Washington L, 73-55

10 UT Martin W, 86-71

15 (2) Valparaiso W, 83-71

16 (2) RV/#13 West Virginia W, 63-57

18 (2) UCF L, 78-62

24 at Indiana State L, 63-54

DECEMBER (1-1)

1 Tennessee State W, 88-74

5 at Missouri State L, 84-78

8 at Arkansas 2:30 p.m. CT

16 Troy 2 p.m. CT

19 at Belmont 6:30 p.m. CT

22 Saint Mary's (CA) 2 p.m. CT

29 Wisconsin 4:30 p.m. CT

JANUARY (0-0)

3 at Charlotte* 6:30 p.m. CT

5 at Old Dominion* 6 p.m. CT

12 at Marshall* 6 p.m. CT

17 FIU* 7 p.m. CT

19 Florida Atlantic* 2 p.m. CT

21 Marshall* 8 p.m. CT

24 at Southern Miss* 7 p.m. CT

26 at LA Tech* 4 p.m. CT

31 UTSA* 7 p.m. CT

FEBRUARY (0-0)

2 UTEP* 6 p.m. CT

7 at Rice* 8 p.m. CT

9 at North Texas* 5 p.m. CT

14 Middle Tennessee* 7 p.m. CT

16 UAB* 2 p.m. CT

23 Potential Game* TBD

28 Potential Game* TBD

MARCH (0-0)

3 Potential Game* TBD

6 Potential Game* TBD

9 Potential Game* TBD

13-16 (3) C-USA Tournament TBD

(*) Conference USA Game

(1) 36th Annual BB&T Classic (Bowling Green, Ky.)

(2) Myrtle Beach Invitational (Conway, S.C.)

(3) Conference USA Tournament (Frisco, Texas)

WESTERN KENTUCKY

BASKETBALL

2018-19 GAME NOTES

MEDIA CONTACT: Zach Greenwell, Associate Director of Media Relations • zachary.greenwell@wku.edu • (270) 668-4716

SECONDARY CONTACT: Dana Brown, Media Relations Assistant • dana.brown667@topper.wku.edu • (317) 752-6161

THE TIP-OFF

WKU Hilltopper Basketball finishes its two-game road swing at Arkansas at 2:30 p.m. CT Saturday in Fayetteville, Ark. The game will air on SEC Network.

The Hilltoppers most recently fell 84-78 at Missouri State on Wednesday.

Arkansas routed Colorado State 98-74 on the road Wednesday and has won six straight games. WKU is 2-4 all-time against the Razorbacks, although the teams haven't met since a 74-63 Hilltopper win in Bowling Green in 1974. WKU head coach Rick Stansbury, a longtime SEC head coach, is 16-14 in his career against Arkansas.

QUICK SHOTS

- WKU is 26-48 all-time against the current SEC membership, while head coach **Rick Stansbury** is 140-116 against current SEC members. The Hilltoppers' last road win over a SEC opponent was an 81-74 victory at Ole Miss on Dec. 13, 2014.
- With a win over Arkansas, the Hilltoppers would have a win over a team from each Power 5 conference since Nov. 23, 2017, of last season.
- This two-game road swing completes a stretch of 7 of 9 games away from Diddle Arena to start the season for WKU. The Hilltoppers play just two home games before Dec. 16. WKU will have traveled nearly 8,000 miles by the time this nine-game opening stretch ends.
- The Hilltoppers have made a 3-pointer in 984 straight games dating back to March 15, 1987. WKU entered the season tied with Arkansas for the fourth-longest streak in the nation of consecutive games with a made 3. Only UNLV (1,039), Vanderbilt (1,031) and Duke (1,021) had longer streaks to start the year.
- WKU ranks 27th in the country in blocked shots per game, and 15th in percentage of opponents' shots blocked, according to Ken Pomeroy. Its average of 5.3 blocks per game would be its highest on record since programs began tracking the statistic. **Charles Bassey** leads C-USA in blocked shots per game (2.4).
- The Hilltoppers rank 20th in the country in free-throw rate, according to Ken Pomeroy. They've shot 36 more free throws than their opponents this year, a calling card of the program. | **More info pg. 4**
- Sophomore **Taveion Hollingsworth** has scored at least 10 points in 33 of his 46 career games. He's scored at least 20 points in 11 of those outings, including a 24-point showing at Missouri State on Dec. 5.
- As of Thursday, **Charles Bassey** was tied for third in the country among freshmen for rebounds per game (9.6). He leads Conference USA in total (9.6), offensive (3.3) and defensive (6.4) rebounds per game.
- As of Thursday, **Charles Bassey** ranked in the top 50 in the country in double-doubles (18th), blocks per game (28th), total blocks (30th), offensive rebounds per game (42nd) and total rebounds per game (31st).

LAST MATCHUP AGAINST ARKANSAS: DECEMBER 7, 1974

Mike Odemns had 25 points and 10 rebounds, and Johnny Britt added 24 points and seven boards as WKU outscored the Razorbacks by 10 in the second half of a 74-63 victory over Arkansas at E.A. Diddle Arena.

WKU HILLTOPPERS

2018-19 Record	4-4
Ranking	NR
NCAA NET	177
Last Game	L, 84-78 at Missouri State
Head Coach	Rick Stansbury
Career Record	339-198 (17th season)
Record at School	46-32 (Third season)
Leading Scorer	T. Hollingsworth (17.3 ppg)
Leading Rebounder	Charles Bassey (9.6 rpg)
Leader in Assists	T. Hollingsworth (2.4 apg)

ARKANSAS RAZORBACKS

2018-19 Record	6-1
Ranking	NR
NCAA NET	35
Last Game	W, 98-74 at Colorado State
Head Coach	Mike Anderson
Career Record	357-185 (17th season)
Record at School	157-87 (Eighth season)
Leading Scorer	Daniel Gafford (18.7 ppg)
Leading Rebounder	Daniel Gafford (8.7 rpg)
Leader in Assists	Jalen Harris (7.3 apg)

WORKING CREDENTIALS: To request credentials, please contact Zach Greenwell or Dana Brown, WKU Media Relations Assistant. All requests should be made as early as possible and should be limited to working press only. Space on the E.A. Diddle Arena press row is limited, and a media/photo work room is available on the ground level just off the arena floor for credentialed media members.

Credentials will be screened and issued on a priority basis, with national publications, daily newspapers, wire services, originating radio and television networks, television tape crews and student newspapers from WKU and the visiting school receiving top priority. Requests from weekly newspapers, internet publications and radio stations that cover WKU and the visiting team may be honored on a space-available basis.

Spouses, dates, equipment carriers and non-working members of the media are restricted from press row, sidelines and interview areas. Any abuse of a credential to a WKU athletic event will result in the immediate removal of the media member from the event as well as the agency losing credential privileges for the remainder of the season.

MEDIA WILL CALL: Credentials may be picked up on gameday at the Media Will Call located at Gate 2 of E.A. Diddle Arena. Please be mindful that parking is done by a list and parking passes will not be issued, so please request parking at the same time.

PHOTOGRAPHERS: Credentials for photographers will be issued on the basis of circulation, with priority granted to agencies covering the participating schools on a regular basis. Credentials will not be issued to freelance photographers unless they are employed by a reputable publication or the media relations office of the participating schools. Per NCAA rule, images or likeness of current student-athletes may not be sold, distributed or used for commercial purposes.

RADIO COVERAGE: Radio broadcast permission must be obtained in advance, along with press row reservations, from Zach Greenwell. WKU maintains courtesy ethernet and phone lines for schools who can provide reciprocal

arrangements for the Hilltopper IMG Sports Network. ISDN lines will not be available in Diddle Arena this season. Inquiries about any other accommodations should be made well in advance with Greenwell and WKU Telecommunications.

BASELINE AREAS: Access to the baselines is reserved for photographers/videographers. Seating on the baselines is extremely limited, and several spots will be marked and reserved for season credential holders. Media must remain within the six spots on each baseline, away from the areas around the goals and stairs, and outside the team bench areas. Those who do not adhere to these policies will be asked to move or leave the building.

RECRUITS: Per NCAA rule, media are not permitted to have contact with a prospect or family members of a prospect during their visit (official or unofficial) to campus, including prospects in attendance at practice or games. Contact includes in-person conversations, phone calls, text messages, emails, social media, etc. Media are also asked to make every effort to keep distance from prospects on campus, including at practice, during pregame activities and in the stands.

GAMEDAY SERVICES: Members of the media covering the game will be provided with pregame notes for both teams, a media guide and a flipcard. Statistics will be handed out at halftime and after the game, and a running play-by-play will also be provided following the game. WKU offers live stats for media members throughout the game on StatBroadcast. Approximately 15 minutes following the completion of the game, a final statistical book will be available. The first run of books will be given directly to the visiting SID to allow for easy departure.

POSTGAME INTERVIEWS: For home games, head coach Rick Stansbury and select players will hold a postgame news conference with the media in the Paul Just Media Center at E.A. Diddle Arena. WKU Athletic Communications/Media Relations representatives will be available to assist in postgame interviews. Interviews with the visiting team can be coordinated with the visiting SID, unless it is predetermined that the visiting team will also come to the media room.

WEEKLY PRESS CONFERENCE: Head coach Rick Stansbury will hold a press conference for credentialed media during the week when the team schedule allows, usually on a weekly basis. Contact Zach Greenwell or Dana Brown for any inquiries.

CURRENT WKU STREAKS	
All Games	L1
Last Win: 12/01/18 vs. Tennessee State	
At E.A. Diddle Arena	W8
Last Loss: 01/20/18 vs. Middle Tennessee	
On the Road	L3
Last Win: 03/21/18 at Oklahoma State	
Neutral Sites	L1
Last Win: 11/16/18 vs. RV/#13 West Virginia	
vs. Ranked Opponents	W1
Last Loss: 11/06/18 at #25/24 Washington	
Nonconference (Home)	W3
Last Loss: 12/19/17 vs. Belmont	
Nonconference (Road/Neutral)	L3
Last Win: 11/16/18 vs. RV/#13 West Virginia	
Conference USA	L2
Last Win: 02/24/18 vs. Old Dominion	
Conference USA (Home)	W5
Last Loss: 01/20/18 vs. Middle Tennessee	
Conference USA (Road)	L2
Last Win: 02/17/18 at Rice	
Games Allowing 75 or Fewer Points	0
Last Time: 12/01/18 vs. Tennessee State (74)	
Games with a 15-Point Scorer	4
Last Miss: 11/16/18 vs. RV/#13 West Virginia	
Games with an Even/Pos. Assist-to-TO Ratio	0
Last Time: 11/18/18 vs. UCF	
Games with a 3-Point FG	984
Last Miss: 03/13/87 vs. West Virginia	
When Scoring 80+ Points	W14
Last Time: 12/13/17 at Wisconsin (80)	
When Scoring 90+ Points	W8
Last Loss: 02/13/16 vs. Marshall (93, OT)	
When Scoring 100+ Points	W7
Last Loss: 01/29/04 vs. La.-Lafayette (110-102)	

2018-19 C-USA STANDINGS (as of Dec. 6)

	[---C-USA---]		[--Overall--]	
	W-L	PCT	W-L	PCT
1. North Texas	0-0	.000	9-1	.900
2. FIU	0-0	.000	7-2	.778
3. Florida Atlantic	0-0	.000	7-2	.778
4. Southern Miss	0-0	.000	6-2	.750
UAB	0-0	.000	6-2	.750
6. Louisiana Tech	0-0	.000	6-3	.667
7. Marshall	0-0	.000	5-3	.625
Old Dominion	0-0	.000	5-3	.625
9. WKU	0-0	.000	4-4	.500
10. UTEP	0-0	.000	3-5	.375
11. Middle Tenn.	0-0	.000	3-6	.333
Rice	0-0	.000	3-6	.333
13. Charlotte	0-0	.000	2-4	.333
14. UTSA	0-0	.000	2-6	.250

2018-19 C-USA PRESEASON

PRESEASON TEAM

Jon Davis, Charlotte
Daquan Bracey, La Tech
Jon Elmore, Marshall
C.J. Burks, Marshall
Roosevelt Smart, UNT
Ahmad Caver, ODU
B.J. Stith, ODU
Zack Bryant, UAB
Jhivvan Jackson, UTSA
T. Hollingsworth, WKU
Desean Murray, WKU

PRESEASON POLL

- 1. WKU (9)**
- Marshall (5)
- Old Dominion
- North Texas
- UTSA
- LA Tech
- Southern Miss
- UAB
- Middle Tennessee
- FIU
- UTEP
- Florida Atlantic
- Charlotte
- Rice

WKU IN 2018-19 C-USA STATISTICS (as of Dec. 6)

CATEGORY	TEAM	PLAYERS
Scoring Offense	8th (71.1)	Hollingsworth (10th, 17.3)
Scoring Defense	9th (71.4)	--
Scoring Margin	9th (-0.2)	--
Free Throw %	5th (.707)	Savage (4th, .912)
Field Goal %	10th (.440)	Bassey (5th, .600)
FG% Defense	8th (.435)	--
3-Point FG%	3rd (.360)	Hollingsworth (9th, .438)
3-Point FG Made	13th (5.1)	Savage (t-10th, 2.3)
3-Pt. FG% Def.	9th (.333)	--
Reb. Offense	12th (35.2)	Bassey (1st, 9.6)
Reb. Defense	9th (35.1)	--
Reb. Margin	10th (+0.1)	--
Offensive Rebs.	8th (11.1)	Bassey (1st, 3.3)
Defensive Rebs.	t-11th (24.1)	Bassey (1st, 6.4)
Blocked Shots	1st (5.3)	Bassey (1st, 2.4)
Assists	11th (10.8)	N/A
Steals	4th (7.9)	Hollingsworth (t-5th, 2.0)
TO Margin	8th (-0.2)	--
A/TO Ratio	9th (0.8)	N/A
Minutes Played	--	Savage (t-1st, 37.5)
Attendance	3rd (5,943)	

2018-19 C-USA WEEKLY AWARDS

Nov. 12 – Charles Bassey, Freshman of the Week

Nov. 19 – Charles Bassey, Freshman of the Week

TEAM ROSTER

NO	NAME	POS	HT	WT	YR	EXP	HOMETOWN (PREVIOUS SCHOOL)
00	Tolu Smith	F	6-10	240	Fr.	HS	Bay St. Louis, Miss. (Kahuku High School)
1	Lamonte Bearden	G	6-3	170	R-Sr.	1L	Milwaukee, Wis. (University at Buffalo)
2	Jared Savage	G/F	6-5	200	R-Jr.	TR	Bowling Green, Ky. (Austin Peay)
4	Josh Anderson	G	6-6	195	So.	1L	Baton Rouge, La. (Madison Prep Academy)
5	Matt Horton	F	6-11	235	Jr.	TR	Tuscaloosa, Ala. (Shelton State Community College)
10	Jeremiah Gambrell	G	6-2	160	Fr.	HS	Houston, Texas (Madison High School)
11	Taveion Hollingsworth	G	6-2	165	So.	1L	Lexington, Ky. (Paul Laurence Dunbar High School)
12	Moustapha Diagne	F	6-9	230	R-Jr.	1L	Rufisque, Senegal (Northwest Florida State College)
13	Desean Murray	F	6-4	215	Gr-Sr.	TR	Stanley, N.C. (Auburn)
14	Marek Nelson	F	6-7	185	So.	1L	Plano, Texas (Sunrise Christian Academy)
20	Dalano Banton	G	6-8	190	Fr.	HS	Toronto, Canada (Redemption Christian Academy)
21	Jake Ohmer	G	6-1	180	So.	1L	Taylor Mill, Ky. (Scott High School)
23	Charles Bassey	C	6-11	245	Fr.	HS	Lagos, Nigeria (Aspire Academy)
	Patrick Murphy	G	6-5	175	Jr.	TR	Franklin, Tenn. (Independence High School)
	Carson Williams	F	6-5	230	Jr.	TR	Owenton, Ky. (Northern Kentucky)

PRONUNCIATION GUIDE

PLAYER NAME

Dalano Banton

Lamonte Bearden

Moustapha Diagne

Jeremiah Gambrell

Taveion Hollingsworth

Desean Murray

Marek Nelson

Jake Ohmer

Tolu Smith

PRONUNCIATION

duh-LAH-no | BAN-ten

luh-MAHN-tay

moo-STAH-fuh | jun (like sun)

gam-BRELL

TAY-vee-on

duh-SHAWN

MARE-ick

OH-mer

TOE-loo

COACH NAME

Hennssy Auriantal

Marc Hsu

Nikita Johnson

PRONUNCIATION

HEN-see | or-ree-AN-tuhl

SHOE

nuh-KEY-tuh

COACHING AND SUPPORT STAFF

POSITION

Head Coach

Assistant Coach

Assistant Coach

Assistant Coach

Director of Basketball Operations

Associate Director of Basketball Ops

Academic Coordinator

Strength and Conditioning Coach

Athletic Trainer

NAME

Rick Stansbury

Hennssy Auriantal

Marc Hsu

Nikita Johnson

Talvis Franklin

Martin Cross

Bob Hubbard

Duane Hall

John Erwin

ALMA MATER (YEAR)

Campbellsville (1981)

Wisconsin (1999)

Cabrini College (2004)

West Georgia (1989)

Mississippi State (2007)

WKU (2015)

Long Beach State (1973)

WKU (1996)

UT-Arlington (2007)

YEAR IN ROLE

Third Season

First Season

Second Season

Second Season

Third Season

Third Season

Second Season

Fifth Season

Second Season


COACHING AND SUPPORT STAFF



Head Coach
Rick Stansbury



Assistant Coach
Hennssy Auriantal



Assistant Coach
Marc Hsu



Assistant Coach
Nikita Johnson



Director of Ops
Talvis Franklin



Assoc. Dir. of Ops
Martin Cross



Academic Coord.
Bob Hubbard



Strength Coach
Duane Hall



Athletic Trainer
John Erwin

THE LAST TIME OUT

SPRINGFIELD, Mo. — WKU allowed Missouri State to shoot 75 percent in the second half Wednesday, falling 84-78 in a road defeat. The Bears (4-5) netted 21 of 28 shot attempts in the second half and held off a late comeback attempt by the Hilltoppers (4-4). WKU led by as much as nine in the first half and held a 29-28 advantage at the break, but Missouri State exploded out of the locker room, scoring the first six points and building a double-digit lead while shooting better than 80 percent from the field for much of the half. Taveion Hollingsworth led all scorers with 24 points on 9-of-15 shooting, including four 3-pointers.

NOTES ON THE PROGRAM

SIGNATURE WINS

In the last two seasons, WKU has six victories over teams from top-7 leagues, including two straight wins over Big 12 opponents and victories over one team each from the Pac-12, ACC, Big Ten and American conferences. The Hilltoppers were one of four schools in the nation – along with Kansas, Syracuse and Texas A&M – with wins over teams from the ACC, Big Ten, Big 12 and Pac-12 last season. WKU was the only school outside the Power 5 to accomplish the feat.

WKU's Signature Wins in Last Two Seasons

WKU 63, RV/#13 West Virginia 57 - Nov. 16, 2018 (Myrtle Beach Invtl.)

WKU 92, Oklahoma State 84 - March 21, 2018 (NIT)

WKU 79, USC 75 - March 19, 2018 (NIT)

WKU 79, Boston College 62 - March 13, 2018 (NIT)

WKU 63, SMU 61 - Nov. 24, 2017 (Battle 4 Atlantis)

WKU 77, #18/16 Purdue 73 - Nov. 23, 2017 (Battle 4 Atlantis)

GETTING TO THE STRIPE

The Hilltoppers made 36 of 45 free throws against Tennessee State on Dec. 1, tying for the second-most made free throws in a game by WKU in the last 30-plus years. The Hilltoppers made 37 of 48 free throws last season at North Texas. WKU ranks 20th in the country in free-throw rate, according to Ken Pomeroy.

THE TEAM'S CALLING CARD

The Hilltoppers have shot 36 more free throws than their opponents this season, but they finished 2017-18 leading the country with 324 more free-throw attempts than their opponents. They ranked third in the nation with 78 more made free throws than their opponents had even attempted.

Teams With More Free Throws Made than Opponent Attempts in 2017-18

Team	FTs Made vs. Opponent Attempts Differential
1. Xavier	+95
2. Vermont	+91
3. WKU	+78
4. Tulsa	+44
5. Duke	+36

Largest Free-Throw Attempt Differential in the Country in 2017-18

Team	FTs Attempted vs. Opponents
1. WKU	+324
2. UNLV	+290
3. Xavier	+281
4. Vermont	+277
5. Duke	+265

FRIENDLY CONFINES

WKU recorded the 600th all-time victory in Diddle Arena against Tennessee State on Dec. 1. WKU is 27-6 (.818) at E.A. Diddle Arena under head coach Rick Stansbury. The Hilltoppers are 600-169 all-time at Diddle Arena for a .780 winning percentage.

STEALING THE SHOW

WKU ranks 67th in the country in steals per game and 36th in steals percentage, according to Ken Pomeroy. Its current average of 7.9 steals per game is tied for ninth in program history since 1986. WKU recorded 15 steals against West Virginia, the program's most against a Division I opponent since the Hilltoppers snagged 16 steals at Bowling Green on Dec. 8, 2010.

GARNERING VOTES

WKU received votes with 14 points in the USA TODAY Coaches Poll on Nov. 19. This is the second straight year the Hilltoppers have received votes in a poll after getting votes in the AP Top 25 Poll on Dec. 4 of last season. Before that, WKU had not received votes in a national poll since Nov. 13, 2009.

A RUN AT THE BEACH

The Hilltoppers made a run to the Myrtle Beach Invitational title game from Nov. 15-18, defeating Valparaiso and top-25 West Virginia before falling to UCF in the championship. WKU was trying to win its first in-season tournament championship since beating No. 4 Kentucky and George Washington in 2001 to claim the NABC Classic title. The Tops are now 6-4 in neutral-site games since 2017-18.

TOPPING THE MOUNTAINEERS

The Hilltoppers reached the Myrtle Beach finals with a 63-57 victory on Nov. 16 over West Virginia, which was ranked 13th in the country in the USA Today Coaches Poll. It was WKU's second straight win over a Big 12 Conference foe, including last year's NIT quarterfinal win at Oklahoma State. After beating the Mountaineers this year and No. 18/16 Purdue last season, this is the first time WKU has beaten top-25 teams in back-to-back seasons since 2008-09.

TOPS NAMED LEAGUE FAVORITE

For the first time as a Conference USA member, WKU has been picked by the league coaches to win the conference. The Hilltoppers received nine first-place votes from the C-USA coaches, with 2018 C-USA Tournament champion Marshall receiving the other five. Marshall defeated the Hilltoppers 67-66 in last year's championship game. This is the first time WKU has been picked to win its conference since the program was projected to win the Sun Belt in 2013-14.

CLASS OF 2019

The Hilltoppers added three recruits to their 2019 class during the early signing period: Four-star center Nick Ongenda, three-star forward Isaiah Cozart and high-scoring guard Jackson Harlan. Ongenda is reclassifying from the 2020 class and was rated as high as No. 59 in the country in 2020 by ESPN. Cozart and Harlan are both Kentucky products, and Cozart is just six blocks from setting a new Kentucky high school state record for career blocks.

New Additions in 2019 Class

- Nick Ongenda, 6-10, 4-Star Center | Little Rock, Ark.
- Isaiah Cozart, 6-7, 3-Star Forward | Richmond, Ky.
- Jackson Harlan, 6-5, Guard | Albany, Ky.

PROGRAM HOSTS FIRST-EVER PRO DAY

More than 20 NBA scouts from nearly as many teams attended the first official Pro Day in program history on Oct. 11 at E.A. Diddle Arena. The Hilltoppers opened practice to all NBA teams and credentialed media, with scouts lining press row and the stands across one side of the arena.

MAKING STRIDES

WKU's 12-win improvement from the year before in 2017-18 tied for the fifth-largest improvement in the nation. Of the teams ahead of the Hilltoppers, only Final Four team Loyola (Ill.) had more wins than WKU's 27.

Largest Win Improvement from 2016-17 to 2017-18

Team	Win Increase
1. North Carolina A&T	17
UC Santa Barbara	17
3. Northern Colorado	15
4. Loyola Chicago	14
5. WKU	12
Missouri	12
Washington	12
North Texas	12

STRONG ATTENDANCE START

Through two home games, the Hilltoppers are averaging 5,943 fans, which would be the largest average attendance in Diddle Arena since the venue's major renovation in 2002. WKU brought in 5,815 fans for its home opener against UT Martin on Nov. 10, which was the program's largest for a home opener since the Hilltoppers drew 6,271 against Kennesaw State to start the 2007-08 Sweet 16 season.

SELL OUT DIDDLE

WKU's average attendance last year of 5,487 was the program's highest since the 2007-08 Sweet 16 campaign. The over-capacity attendance of 7,759 against Middle Tennessee on Jan. 20 was the largest for a regular-season game in Diddle Arena since the venue's renovation and capacity decrease to 7,326 in 2002. Over the last eight games, WKU averaged 6,500 fans per contest, filling the building to 88.7 percent capacity.

CROWDS ON THE RISE

WKU had the eighth-largest Division I average attendance increase in 2017-18, going from 3,915 fans per game in 2016-17 to 5,487 – a 40 percent average increase of 1,572 per game.

Largest Average Attendance Increase from 2016-17 to 2017-18

Team	Average Crowd Increase
1. Missouri	5,131
2. Arizona State	4,103
3. Tennessee	2,573
4. Arkansas-Pine Bluff	2,129
5. Villanova	2,056
6. LSU	2,010
7. Texas Tech	1,713
8. WKU	1,572

TOP E.A. DIDDLE ARENA ATTENDANCES SINCE 2002-03

Since the 2002-03 season, after E.A. Diddle Arena underwent its renovation to its current capacity of 7,326, the Hilltoppers have played in front of 20 home crowds of at least 7,000 people, including three such crowds in 2017-18.

Games of At Least 7,000 at E.A. Diddle Arena since 2002 Renovation

1. 8,118 - 03/11/03 - W, 64-52 vs. Middle Tennessee - SBC Tournament
2. 7,759 - 01/20/18 - L, 66-62 vs. Middle Tennessee
3. 7,718 - 02/21/08 - L, 69-64 vs. South Alabama
4. 7,598 - 12/20/14 - L, 76-67 vs. #4 Louisville
5. 7,523 - 12/30/13 - L, 79-74 vs. Ole Miss
6. 7,412 - 03/01/03 - W, 89-75 vs. Middle Tennessee
7. 7,387 - 02/24/18 - W, 88-66 vs. Old Dominion
8. 7,362 - 01/27/18 - W, 85-74 vs. Marshall
9. 7,336 - 11/26/05 - L, 69-65 vs. Georgia
10. 7,328 - 11/29/03 - L, 81-75 vs. Mississippi State
11. 7,326 - 01/26/06 - W, 94-81 vs. Louisiana-Lafayette
- 7,326 - 02/18/06 - W, 79-58 vs. Northern Arizona
- 7,326 - 02/25/06 - W, 80-65 vs. FIU
- 7,326 - 12/22/10 - L, 114-82 vs. #25 Louisville
- 7,326 - 02/25/12 - W, 73-67 vs. Middle Tennessee
- 7,326 - 03/02/13 - L, 70-62 vs. Middle Tennessee
17. 7,119 - 02/28/15 - W, 77-61 vs. FIU
18. 7,117 - 02/21/09 - W, 79-66 vs. FIU
19. 7,089 - 12/09/06 - L, 75-70 vs. Southern Illinois
20. 7,086 - 12/02/08 - W, 67-63 vs. Georgia

PILING UP THE WINS

WKU recorded the most wins (27) of any Division I team in the state of Kentucky in 2017-18. The Hilltoppers last accomplished the feat in the 2007-08 Sweet 16 season. Of WKU's 27 wins last season, 13 came against Division I teams that recorded 20-plus victories – the most such wins in Conference USA.

POSTSEASON PROWESS

WKU has advanced to at least the semifinals of its league tournament in 12 of the last 14 seasons. The team is 23-7 with four championships in the last 11 conference tournaments overall. The Hilltoppers' 23 NCAA Tournament appearances are six more than the next closest Conference USA school (UTEP, 17), and as many as the eight league schools with the fewest appearances combined.

55 PERCENT OR BETTER

WKU finished second in the country in 2017-18 with 12 games shooting 55 percent or better from the floor, trailing only national champion Villanova (13). The Hilltoppers shot 55 percent or better from the field in five straight games at one point for the first time since the 1978-79 season.

Most Games Shooting 55 Percent or Better From the Field in 2017-18

Team	55 Percent Games
1. Villanova	13
2. WKU	12
3. Loyola Chicago	11
4. Arizona	10
Kansas	10
Saint Mary's (Calif.)	10

20-WIN SEASONS

WKU claimed the 44th 20-win season in program history with its road victory at Rice on Feb. 17. Only Kentucky, North Carolina, Duke, Louisville, UCLA and Kansas have more 20-win seasons in NCAA history. It was also the 11th 20-win season in Rick Stansbury's 16 seasons as a head coach.

Most 20-Win Seasons in NCAA History

Team	20-Win Seasons	Last Time
1. Kentucky	62	2017-18
2. North Carolina	60	2017-18
3. Duke	53	2017-18
4. UCLA	51	2017-18
5. Kansas	47	2017-18
6. Louisville	46	2017-18
7. WKU	44	2017-18
8. Villanova	42	2017-18
9. BYU	41	2017-18
Notre Dame	41	2017-18

WINS AGAINST RANKED TEAMS SINCE 1985-86

WKU has notched 13 wins against ranked opponents since the 1985-86 season, with three at E.A. Diddle Arena, three on the road and seven at neutral sites.

WKU's Wins Against Ranked Opponents since 1985-86

- 12/07/85: (W) 71-58 vs. #19 Auburn at E.A. Diddle Arena
- 01/16/86: (W) 75-72 (OT) at #12 UAB
- 01/25/86: (W) 81-75 vs. #18 UAB at E.A. Diddle Arena
- 02/16/93: (W) 78-77 at #22 Louisville
- 03/08/93: (W) 72-63 vs. #13 New Orleans in SBC Tourn. in Biloxi, Miss.
- 03/20/93: (W) 72-68 vs. #6 Seton Hall in NCAA Tourn. in Orlando, Fla.
- 11/15/01: (W) 64-52 at #4 Kentucky
- 03/21/08: (W) 101-99 (OT) vs. #14 Drake in NCAA Tourn. in Tampa, Fla.
- 11/30/08: (W) 68-54 vs. #3 Louisville in Nashville, Tenn.
- 12/11/09: (W) 76-69 vs. #24 Vanderbilt in Nashville, Tenn.
- 01/10/15: (W) 72-65 vs. #25 Old Dominion at E.A. Diddle Arena
- 11/23/17: (W) 77-73 vs. #18 Purdue at Battle 4 Atlantis in Bahamas
- **11/16/18: (W) 63-57 vs. #13 West Virginia at Myrtle Beach Invitational**

PIPELINE TO THE PROS

The Hilltoppers have had 35 NBA Draft picks in program history, most recently forward Jeremy Evans to the Utah Jazz in 2010. WKU is currently represented in the NBA by New York Knicks guard Courtney Lee, in his 11th season in the league. The Hilltoppers also have at least 20 former players currently competing in pro ball overseas. All eight outgoing seniors in Rick Stansbury's first two seasons have signed contracts to play pro basketball.

PROGRAM PRESTIGE

Entering the 2018-19 campaign, WKU ranks third in NCAA history in regular-season league titles (42), seventh in 20-win seasons (44), eighth in all-time winning percentage (.661) and 17th in all-time victories (1,775).

CELEBRATING 100 SEASONS

After weeks of voting, WKU announced its All-Century Team in September in honor of the program's 100th season. The 15-player All-Century squad, a prestigious list comprised of some of the best to ever compete on the hardwood for the Hilltoppers, is led by head coach E.A. Diddle. As the players appearing on the highest percentage of total ballots, the captains of the WKU All-Century Team are guard Courtney Lee and center Jim McDaniels. The All-Century Team members

represent decades ranging from the 1930s to the 2000s. Their list of collective accomplishments is staggering, including 21 All-America honors. They earned nine conference Player of the Year awards, including multiple wins for both McDaniels and Clem Haskins, and received 44 total all-conference selections. In all, the 15 All-Century players scored 23,753 career points in their time as Hilltoppers. They accounted for 11 NBA Draft picks, including four first-rounders and three second-rounders. All eight WKU players with a jersey retired in the Diddle Arena rafters are represented on the All-Century Team. Diddle himself also has a banner in his honor in the venue.

WKU Hilltopper Basketball All-Century Team

Head Coach: E.A. Diddle (1923-64)
Johnny Britt, Guard (1973-76)
Darel Carrier, Guard (1962-64)
Ralph Crosthwaite, Center (1955, '57-59)
Tellis Frank, Forward (1984-87)
Clem Haskins, Guard (1965-67)
Kannard Johnson, Forward (1984-87)
Courtney Lee, Guard (2005-08)
Chris Marcus, Center (2000-02)
Tom Marshall, Forward (1951-54)
Jim McDaniels, Center (1969-71)
John Oldham, Guard (1943, '47-49)
Bobby Rascoe, Guard (1960-62)
Dwight Smith, Guard (1965-67)
Art Spoelstra, Center (1952-54)
Carlisle Towery, Center (1939-41)

HILLTOPPERS WITH HEART

WKU was once again very active in community service projects during the off-season. The Hilltoppers visited with guests with special needs from Bowling Green's Camp Happy Days, made a trip to the asthma retreat at The Center for Courageous Kids, played with children from multiple area youth groups on the United Way's Day of Caring, donated school supplies to the annual Stuff the Bus campaign, handed out school supplies at the inaugural Back to School Bash and contributed to Mt. Zion's Back to School Rally. WKU juniors Moustapha Diagne and Jared Savage also traveled to Belize for 10 days in May as part of a cultural exchange trip through the Sports Reach sports ministry program.

NOTES ON THE HILLTOPPERS

DIVERSE ROSTER

WKU's 2018-19 roster represents eight states – Alabama, Kentucky, Louisiana, Mississippi, North Carolina, Tennessee, Texas and Wisconsin – as well as three other countries – Canada, Nigeria and Senegal.

SPREADING THEIR REACH

The average height of WKU's 2018-19 roster is 6 feet, 6 inches. The average wingspan is 6-9. The Hilltoppers have nine players with a wingspan of at least 6-9 and four players with a wingspan of at least 7 feet – Moustapha Diagne (7-4), Charles Bassey (7-3), Matt Horton (7-3) and Tolu Smith (7-0).

STEADY SAVAGE

Redshirt junior guard/forward Jared Savage has been a model of consistency in his first year with the Hilltoppers. Savage has scored in double figures in 7 of 8 games and is tied for the Conference USA lead with 37.5 minutes played per game. Savage ranks 11th in the nation in minutes played per contest. He also ranks fourth in C-USA with a 91.2 percent clip from the free-throw line (31 of 34).

TWO WEEKS, TWO AWARDS FOR BASSEY

WKU center Charles Bassey was named Conference USA Freshman of the Week in each of his first two weeks of college competition, already tying Taveion Hollingsworth for the most career Freshman of the Week awards by a Hilltopper since WKU joined the league in 2014.

BASSEY GOES AGAINST THE BEST

In his first five college games, Charles Bassey faced three of the top centers in college basketball in Washington's Noah Dickerson, West Virginia's Sagaba Konate and UCF's Tacko Fall. Bassey averaged 16.3 points and 12.3 rebounds per game in those three encounters. His career-high 15 rebounds against Konate and West Virginia were the most overall in a game by a WKU freshman since Derrick Gordon pulled down 15 vs. Little Rock on March 4, 2012.

STRONG DEBUT

Charles Bassey scored 11 points with 12 rebounds in his college debut at Washington on Nov. 6. His 12 rebounds were the most by a Hilltopper freshman in a season opener since Lloyd Terry also grabbed 12 against Little Rock in the 1975-76 opener. It was the first time a WKU freshman had a double-double in the season opener since Steve Miller in 1984-85.

GOING THE DISTANCE

WKU's Taveion Hollingsworth and Jared Savage each played a full 40 minutes at Washington on Nov. 6. It's the first time two Hilltoppers have each played a full game in the same contest since Roland Shelton and Brett McNeal did against San Diego on Jan. 5, 1989.

BASSEY ARRIVES ON THE HILL

Freshman center Charles Bassey is ranked as the No. 6 prospect in the 2018 class by the 247Sports Composite ratings. He is the highest-ranked recruit to compete for the Hilltoppers in several decades, and certainly in the modern recruiting era since the rise in popularity of the internet ranking outlets.

BASSEY AMONG NATION'S YOUNGEST

After reclassifying from the 2019 class into 2018, Charles Bassey is among the youngest players in the nation. He just turned 18 years old on Oct. 28 and is believed to be among the top five youngest players in the country.

Known Youngest Players in the Nation in College Basketball in 2018-19

Everett Perrot (Pepperdine) - April 12, 2001
Kira Lewis Jr (Alabama) - April 6, 2001
Zoar Nedd (Hawaii) - December 29, 2000
Talen Horton-Tucker (Iowa State) - November 25, 2000
Charles Bassey (WKU) - October 28, 2000
Aiden Krause (UC Irvine) - October 25, 2000
Bryce Wills (Stanford) - October 13, 2000
D.J. Burns (Tennessee) - October 13, 2000
Trendon Hankerson (Northern Illinois) - October 7, 2000
Jordan Arroyo (New Mexico) - October 6, 2000
Isaiah Wilkins (Virginia Tech) - September 29, 2000
Joey Baker (Duke) - September 13, 2000

BASSEY NAMED TO ABDUL-JABBAR AWARD WATCH LIST

Charles Bassey has been named one of 20 national watch list members for the 2019 Kareem Abdul-Jabbar Center of the Year Award. Named after Class of 1995 Hall of Famer and three-time NCAA Champion Kareem Abdul-Jabbar, the annual honor in its fifth year recognizes the top centers in men's college basketball. A national committee comprising top college basketball personnel determined the watch list of 20 candidates. Previous winners of the Kareem Abdul-Jabbar Center of the Year Award include Angel Delgado, Seton Hall (2018), Przemek Karnowski, Gonzaga (2017), Jakob Poeltl, Utah (2016) and Frank Kaminsky, Wisconsin (2015).

HOLLINGSWORTH, MURRAY NAMED TO C-USA PRESEASON TEAM

WKU graduate senior forward Desean Murray and sophomore guard Taveion Hollingsworth were selected to the Preseason All-Conference USA Team. It's the first time the Hilltoppers have had multiple preseason all-conference selections since George Fant and T.J. Price in 2014-15.

HOLLINGSWORTH'S SOPHOMORE SHOWING

Sophomore guard Taveion Hollingsworth was the team's leading returning scorer from 2017-18 at 13.3 points per game. Hollingsworth was named to the Conference USA All-Freshman Team and set new WKU records in 2017-18 for most points scored (506), minutes played (1,312) and games started (38) by a freshman.

FRESHMAN PHENOM

Hollingsworth was 1 of 20 freshmen nationally last season to score at least 500 points. He was also 1 of 13 freshmen in the country in 2017-18 to score at least 30 points in multiple games, and 1 of 6 freshmen nationally to score 30-plus points in multiple true road games.

TAVEION'S PLACE AMONG ELITE FRESHMEN

Since 1992, only 10 players in the country have started as many games AND scored more points as a freshman than Hollingsworth in 2017-18, according to College Basketball Reference. Eight of those players were top-20 NBA Draft picks.

Freshmen Who've Scored 500+ Points and Started 38+ Games Since 1992

Taveion Hollingsworth, WKU (2017-18)

Jahlil Okafor, Duke (2014-15)
Julius Randle, Kentucky (2013-14)
James Young, Kentucky (2013-14)
Aaron Harrison, Kentucky (2013-14)
Anthony Davis, Kentucky (2011-12)
Brandon Knight, Kentucky (2010-11)
Doug McDermott, Creighton (2010-11)
DeMarcus Cousins, Kentucky (2009-10)
Kevin Love, UCLA (2007-08)
Derrick Rose, Memphis (2007-08)
Darius Washington, Memphis (2004-05)

EARLY PLAYING TIME

Hollingsworth and WKU forward Marek Nelson were 2 of 11 freshmen in the country who played in at least 38 games in 2017-18. The other programs with multiple players on the list were national champion Villanova, runner-up Michigan and Final Four participant Loyola (Ill.).

TICKETS TO THE BIG DANCE

The Hilltoppers have four players – Lamonte Bearden (2, Buffalo), Jared Savage (1, Austin Peay), Desean Murray (1, Auburn) and Carson Williams (1, Northern Kentucky) – who've competed in a combined five NCAA Tournaments at other schools.

BEST IN THE BLUEGRASS

Redshirt sophomore transfer forward Carson Williams will be the seventh Kentucky Mr. Basketball award winner to join the program. After not having one since 2007, the Hilltoppers will have the 2016 (Williams) and 2017 (Taveion Hollingsworth) winners on their 2018-19 roster.

GRAD TRANSFER HAVEN

Forward Desean Murray will be the seventh graduate transfer to play for WKU over the last four seasons. The previous six earned 205 of 206 possible starts in their time with the Tops and each averaged a career high for minutes on The Hill. Five of the previous six graduate transfers at WKU averaged career highs in scoring with the Hilltoppers, and five averaged at least 11 points per game. As a group, WKU's six most recent graduate transfers increased their scoring from the year before they joined the Hilltoppers by a combined 20.3 points per game.

Scoring by WKU Graduate Transfers Since the 2015-16 Season

Player	WKU Average	Career Average*
Dwight Coleby (2017-18)	11.1	3.4
Darius Thompson (2017-18)	13.6	6.3
Pancake Thomas (2016-17)	13.8	7.6
Que Johnson (2016-17)	13.2	9.0
Junior Lomomba (2016-17)	6.1	4.2
Aaron Cosby (2015-16)	13.7	9.6

* career average reflects seasons before WKU

NOTES ON RICK STANSBURY

QUICK TURNAROUND

Rick Stansbury's 12-win improvement from the 2016-17 to 2017-18 season is the largest increase in wins for any Hilltopper Basketball coach between their first and second seasons. The previous best was seven-win improvements by Darrin Horn, Ralph Willard and John Oldham.

CLOSING OUT WINS

In Stansbury's two seasons as the Hilltoppers' head coach, WKU is 40-1 when leading with five minutes to play – the only loss coming against Utah in the 2018 NIT Semifinals.

STANSBURY'S HOME RECORD AS HEAD COACH

Season	Nonconference	League	Postseason	Overall
WKU (Three seasons)				
2018-19	2-0	0-0	0-0	2-0
2017-18	5-2	8-1	1-0	14-3
2016-17	5-0	6-3	0-0	11-3
Mississippi State (14 seasons)				
2011-12	9-1	6-2	0-1	15-4
2010-11	7-2	5-3	0-0	12-5
2009-10	6-1	6-2	1-1	13-4
2008-09	8-2	5-3	0-0	13-5
2007-08	5-2	7-1	0-0	12-3
2006-07	7-1	6-2	3-0	16-3
2005-06	6-2	5-3	0-0	11-5
2004-05	5-0	6-2	0-0	11-2
2003-04	6-0	6-2	0-0	12-2
2002-03	5-1	7-1	0-0	12-2
2001-02	6-0	7-1	0-0	13-1
2000-01	6-1	6-2	1-1	13-4
1999-00	6-0	4-4	0-0	10-4
1998-99	6-0	6-2	0-0	12-2
Overall	100-15 (.870)	96-34 (.738)	6-3 (.667)	202-56 (.783)

BEATING THE BEST

WKU's victory over No. 18 Purdue in the 2017-18 season was the 23rd win over an AP ranked opponent in head coach Rick Stansbury's career. It was the 15th win for Stansbury over a ranked foe on the road or at a neutral site.

STANSBURY'S WINS OVER AP RANKED OPPONENTS

WKU	2004-05
2017-18	None
No. 18 Purdue – 11/23/17 – N	2003-04
2016-17	No. 17 – Florida – 1/21/04 – A
None	No. 25 – South Carolina – 2/11/04 – A
MISSISSIPPI STATE	2002-03
2011-12	No. 13 – Xavier – 12/14/02 – N
No. 19 Texas A&M – 11/17/11 – N	No. 5 – Oklahoma – 12/28/02 – N
No. 15 Arizona – 11/18/11 – N	2001-02
2010-11	No. 6 Kentucky – 1/5/02 – H
No. 24 Florida – 1/29/11 – H	No. 5 Alabama – 2/9/02 – H
2009-10	No. 11 Florida – 3/8/02 – N
No. 14 Ole Miss – 1/9/10 – A	No. 8 Alabama – 3/10/02 – N
No. 20 Vanderbilt – 3/13/10 – N	2000-01
2008-09	No. 12 Arizona – 12/30/00 – A
No. 19 Kentucky – 2/3/09 – A	No. 19 Ole Miss – 1/27/01 – H
No. 20 – LSU – 3/14/09 – N	No. 18 Alabama – 2/7/01 – H
2007-08	1999-00
No. 17 – Ole Miss – 1/26/08 – H	None
2006-07	1998-99
No. 17 – Vanderbilt – 2/21/07 – H	No. 25 Florida – 1/30/99 – H
2005-06	No. 18 Tennessee – 3/5/99 – N
None	

TOURNAMENT TIME

In Stansbury's 32 previous seasons as a head coach or assistant coach, his teams have gone to the postseason 19 times, with top-five seeds in the NCAA Tournament six times. The Bulldogs reached the postseason 11 times in Stansbury's 14 seasons as a head coach at Mississippi State.

CHAMPIONSHIP MINDSET

During Stansbury's final 10 years leading Mississippi State, only Kentucky won more SEC championships than his eight, and over his entire 14-year run at the helm, only Kentucky and Florida won more games. His 293 career victories in the league were the 10th-most in SEC history at the time of his hire at WKU.

FAMILY TRADITION

Stansbury's connection to The Hill goes back well before his hiring as head coach to his great uncle, Edgar B. Stansbury, a 1994 WKU Athletics Hall of Famer as a three-sport athlete (baseball, basketball, football), football assistant coach under W.L. "Gander" Terry, and Director of Athletics in 1946 after serving his country in World War II. The concourse inside E.A. Diddle Arena is named in E.B. Stansbury's honor.

RECRUITING CLASSES

Stansbury has signed seven top-20 recruiting classes during his time as a head coach, including his two most recent classes at WKU and five in his tenure at Mississippi State. Stansbury's WKU recruiting class for 2018-19 was ranked No. 19 in the country by Rivals and No. 27 by 247Sports. His 2017-18 class was ranked in the top 10 nationally by every major recruiting outlet and was the program's first top-25 class in the modern recruiting era. WKU is one of nine programs with back-to-back top-20 recruiting classes as ranked by Rivals in 2017 and 2018, along with Duke, Kentucky, UCLA, Oregon, Kansas, North Carolina, Texas and Michigan State.

Programs with Top-20 Recruiting Classes in Both 2017 and 2018, Per Rivals



INDIVIDUAL

BLOCKS IN A FRESHMAN SEASON (VARSITY ONLY)

1.	Jeremy Evans, 2006-07	44
2.	Clarence Martin, 1982-83	37
	George Fant, 2011-12	37
4.	Charles Bassey, 2018-19	19
5.	Kannard Johnson 1983-84	18
6.	Courtney Lee, 2004-05	17
7.	Vinny Zollo, 2011-12	16
8.	Justin Johnson, 2014-15	14
	D.J. Magley, 2007-08	14
10.	Darius Hall, 1991-92	13
	Tony Wilson, 1979-80	13

REBOUNDS IN A FRESHMAN SEASON (VARSITY ONLY, since 1972)

1.	Derrick Gordon, 2011-12	236
2.	George Fant, 2011-12	188
3.	Jeremy Evans, 2006-07	182
4.	Kannard Johnson, 1983-84	178
5.	Courtney Lee, 2004-05	160
6.	Lloyd Terry, 1975-76	131
7.	Johnny Britt, 1972-73	130
8.	Taveion Hollingsworth, 2017-18	129
	T.J. Price, 2011-12	129
10.	Justin Johnson, 2014-15	126
	<i>Charles Bassey, 2018-19</i>	<i>77</i>

TEAM

BLOCKS PER GAME (since 1986-87)

1.	2018-19	5.3
2.	2000-01	5.0
3.	1993-94	4.4
4.	2011-12	4.2
5.	1994-95	4.1
	2015-16	4.1
	1999-00	4.1
8.	1997-98	3.9
	2004-05	3.9
	1992-93	3.9
	2010-11	3.9

STEALS PER GAME (since 1986-87)

1.	1992-93	11.2
2.	1991-92	10.8
3.	1990-91	9.7
4.	1993-94	9.3
5.	1995-96	8.7
6.	1994-95	8.6
7.	1997-98	8.2
8.	2007-08	8.0
9.	2000-01	7.9
	2018-19	7.9

3-POINT FIELD GOAL DEFENSE

1.	2002-03	.300 (154-513)
2.	2000-01	.314 (150-477)
3.	1998-99	.323 (172-533)
4.	2012-13	.324 (200-618)
5.	2011-12	.326 (163-500)
6.	2014-15	.327 (209-639)
7.	1995-96	.327 (127-388)
8.	2009-10	.331 (198-598)
9.	2007-08	.333 (197-592)
	2018-19	.333 (63-189)

ATTENDANCE AVERAGE (since 2002-03 Diddle Arena renovation)

1.	2018-19	5,943
2.	2005-06	5,731
3.	2007-08	5,564
4.	2017-18	5,487
5.	2002-03	5,473
6.	2006-07	5,229
7.	2008-09	5,138
8.	2004-05	4,963
9.	2003-04	4,854
10.	2013-14	4,715
11.	2012-13	4,714

MISCELLANEOUS STATS

10+ POINT GAMES

	2018-19	CAREER (WKU)
Taveion Hollingsworth	7	33
Jared Savage	7	7
Charles Bassey	6	6
Desean Murray	5	5
Josh Anderson	3	11
Marek Nelson	1	4
Lamonte Bearden	0	26
Jake Ohmer	0	7

20+ POINT GAMES

Taveion Hollingsworth	3	11
Jared Savage	2	2
Charles Bassey	1	1
Lamonte Bearden	0	2

30+ POINT GAMES

Taveion Hollingsworth	0	2
-----------------------	---	---

10+ REBOUND GAMES

Charles Bassey	4	4
----------------	---	---

10+ ASSIST GAMES

DOUBLE-DOUBLES

Charles Bassey	4	4
----------------	---	---

GAMES LED WKU IN SCORING

Taveion Hollingsworth	3	13
Charles Bassey	3	3
Jared Savage	3	3
Lamonte Bearden	0	7
Josh Anderson	0	1

GAMES LED WKU IN REBOUNDING

Charles Bassey	5	5
Taveion Hollingsworth	1	2
Jared Savage	1	1
Desean Murray	1	1
Josh Anderson	0	1
Lamonte Bearden	0	1

GAMES LED WKU IN ASSISTS

Taveion Hollingsworth	4	8
Josh Anderson	4	5
Desean Murray	2	2
Dalano Banton	1	1
Jake Ohmer	1	1
Lamonte Bearden	0	12

GAMES LED WKU IN BLOCKED SHOTS

Charles Bassey	8	8
Josh Anderson	2	6
Dalano Banton	2	2
Marek Nelson	1	4
Taveion Hollingsworth	1	2
Desean Murray	1	1
Lamonte Bearden	0	2

GAMES LED WKU IN STEALS

Josh Anderson	5	9
Taveion Hollingsworth	4	13
Charles Bassey	4	4
Jared Savage	2	2
Desean Murray	1	1
Lamonte Bearden	0	19
Jake Ohmer	0	5
Marek Nelson	0	1
Moustapha Diagne	0	1

WKU BY SITUATION IN RECENT YEARS

CATEGORY	2015-16	2016-17	2017-18	2018-19	UNDER STANSBURY
All games	18-16	15-17	27-11	4-4	46-32
Conference games	8-10	9-9	14-4	0-0	23-13
Non-con/postseason games	10-6	6-8	13-7	4-4	23-19
Home	12-4	11-3	14-3	2-0	27-6
Away	3-9	4-12	9-5	0-3	13-20
Neutral site	3-3	0-2	4-3	2-1	6-6
Televised games	13-14	14-13	27-11	4-4	45-28
vs. Ranked opponents	0-2	0-1	1-2	1-1	2-4
vs. Unranked opponents	18-14	15-16	26-8	3-3	44-27
Winning the tip	12-7	13-10	20-8	4-2	37-20
Losing the tip	6-9	2-7	7-3	0-2	9-12
Scoring first	15-10	10-8	18-7	4-3	32-18
Opponent scores first	3-6	5-9	9-4	0-1	14-14
Leading at halftime	14-5	13-3	22-1	3-3	38-7
Trailing at halftime	4-10	1-14	5-9	1-1	7-24
Tied at halftime	0-1	1-0	0-1	0-0	1-1
Leading with 5:00 to play	17-6	13-0	23-1	4-0	40-1
Trailing with 5:00 to play	1-10	2-17	3-10	0-4	5-33
Tied with 5:00 to play	0-0	0-0	1-0	0-0	1-0
In overtime	2-3	0-0	1-0	0-0	1-0
Games decided by ≤3 pts.	2-5	4-1	2-3	0-0	6-4
Games decided by 4-10 pts.	9-6	3-6	9-5	1-2	13-15
Games decided by 11+ pts.	7-5	8-10	16-3	3-2	27-15
Shooting 50% or higher	10-1	6-2	18-1	3-1	27-4
Shooting 40-49%	7-11	7-8	6-6	0-1	13-15
Shooting less than 40%	1-4	2-7	3-4	1-2	6-13
Opp. shooting 50% or higher	2-9	2-6	0-4	0-2	2-12
Opp. shooting 40-49%	9-6	7-7	15-5	2-2	24-14
Opp. shooting less than 40%	7-1	6-4	12-2	2-0	20-6
Make more 3FG than opp.	4-4	7-4	8-2	0-0	15-6
Make fewer 3FG than opp.	8-12	7-12	17-8	3-3	27-23
3FG made are even	6-0	1-1	2-1	1-1	4-3
Attempt more FT than opp.	13-11	14-11	24-6	3-1	41-18
Attempt fewer FT than opp.	5-5	1-6	3-5	1-3	5-14
FT attempts are even	0-0	0-0	0-0	0-0	0-0
More rebounds than opp.	16-11	13-5	18-3	2-1	33-9
Fewer rebounds than opp.	2-5	2-11	8-7	1-3	11-21
Rebounds are even	0-0	0-1	1-1	1-0	2-2
More assists than opp.	13-1	9-4	13-1	1-1	23-6
Fewer assists than opp.	3-14	4-13	11-8	3-3	18-24
Assists are even	2-1	2-0	3-2	0-0	5-2
Commit more TOs than opp.	14-12	10-14	11-4	1-3	22-21
Commit fewer TOs than opp.	3-2	5-2	15-6	2-1	21-9
Turnovers are even	1-2	0-1	1-1	1-0	2-2
Scoring 100+ points	0-0	0-0	3-0	0-0	3-0
Scoring 90-99 points	3-1	1-0	3-0	0-0	4-0
Scoring 80-89 points	7-2	2-1	8-3	3-0	13-4
Scoring 70-79 points	5-7	7-5	10-2	0-1	17-8
Scoring 60-69 points	2-4	5-3	2-5	1-1	8-9
Scoring fewer than 60 points	1-2	0-8	1-1	0-2	1-11
Allowing 100+ points	0-0	0-0	0-1	0-0	0-1
Allowing 90-99 points	1-5	1-3	1-0	0-0	2-3
Allowing 80-89 points	2-5	1-4	3-4	0-1	4-9
Allowing 70-79 points	8-3	1-6	5-2	3-2	9-10
Allowing 60-69 points	6-2	8-2	13-4	0-1	21-7
Allowing fewer than 60 pts.	1-1	4-2	5-0	1-0	10-2
Following a win	6-12	8-8	19-8	2-2	29-18
Following a loss	12-4	7-9	8-3	2-2	17-14
More bench points than opp.	15-12	9-5	14-2	2-0	25-7
Fewer bench pts. than opp.	3-4	6-12	12-9	2-4	20-25
Bench points are even	0-0	0-0	1-0	0-0	1-0
in November	3-3	3-4	5-2	3-3	11-9
in December	5-2	4-3	5-3	1-1	10-7
in January	3-6	4-4	5-1	0-0	9-5
in February	3-4	2-5	7-1	0-0	9-6
in March	4-1	2-1	5-4	0-0	7-5
on Monday	1-1	1-0	1-0	0-0	2-0
on Tuesday	3-0	1-0	1-2	0-1	2-3
on Wednesday	2-2	4-3	3-2	0-1	7-6
on Thursday	5-4	3-4	9-1	1-0	13-5
on Friday	0-1	0-1	3-1	1-0	4-2
on Saturday	6-7	5-9	9-4	2-1	16-14
on Sunday	1-1	1-0	1-1	0-1	2-2

THE LAST TIME IT HAPPENED

A WKU TEAM:

Was ranked	2007-08
Final Associated Press Poll (No. 22)	
Received votes in a national poll	11/19/18
USA TODAY Coaches Poll (RV)	
Played a ranked team	11/16/18
(W) 63-57 vs. RV/No. 13 West Virginia	
Beat a ranked team	11/16/18
(W) 63-57 vs. RV/No. 13 West Virginia	
Won 5+ straight	02/08/18 - 02/24/18 (6)
Won 10+ straight	01/10/08 - 02/16/08 (11)
Won 15+ straight	01/03/02 - 03/05/02 (15)
Won 20+ straight	12/03/66 - 02/20/67 (21)
Lost 5+ straight	12/31/11 - 01/15/12 (5)
Scored 100 pts	02/15/18
(W) 102-94 at North Texas (OT)	
Scored 100 pts on the road	02/15/18
(W) 102-94 at North Texas (OT)	
Scored 100 pts and lost	01/29/04
(L) 110-102 vs. Louisiana-Lafayette	
Allowed 100 pts	03/03/18
(L) 101-73 at UAB	
Allowed 100 pts at home	12/22/10
(L) 114-82 vs. #25 Louisville	
Allowed 100 pts and won	12/03/73
(W) 102-100 at Arkansas	
Scored fewer than 50 pts	11/25/16
(L) 86-47 vs. Washington	
Allowed fewer than 50 pts	03/09/18
(W) 57-49 vs. Old Dominion	
Back-to-back 20-point wins	2018
02/22/18 • (W) 93-55 vs. Charlotte	
02/24/18 • (W) 88-66 vs. Old Dominion	
30-point win	02/22/18
(W) 93-55 vs. Charlotte	
Back-to-back 30-point wins	2014
12/27/14 • (W) 89-42 vs. Brescia (Ky.)	
12/29/14 • (W) 104-62 vs. Alice Lloyd (Ky.) College	
40-point win	12/29/14
(W) 104-62 vs. Alice Lloyd (Ky.) College	
Back-to-back 40-point wins	2014
12/27/14 • (W) 89-42 vs. Brescia (Ky.)	
12/29/14 • (W) 104-62 vs. Alice Lloyd (Ky.) College	
50-point win	01/03/04
(W) 107-52 vs. Kentucky State	
60-point win	12/15/01
(W) 103-40 vs. West Alabama	
30-point loss	11/25/16
(L) 86-47 vs. Washington	
Played in OT game	02/15/18
(W) 102-94 at North Texas (OT)	
Played in a 2OT game	01/18/14
(W) 82-77 (2OT) vs. Arkansas State	
Played in a 3OT game	01/19/84
(L) 76-74 (3OT) vs. Jacksonville	
Played in back-to-back OT games	2016
02/06/16 • (L) 93-89 (OT) at UTEP	
02/13/16 • (L) 96-93 (OT) vs. Marshall	
Won on "last second" shot	02/08/14
(W) 79-78 at UALR	
Trency Jackson hit a 28-footer with 0:00.0 left in regulation	
Lost on "last second" shot	03/21/09
(L) 83-81 in NCAA Tournament vs. #10 Gonzaga	
Demetri Goodson hit 6-footer at 0:00.9	
Had 5 players in double figures	03/21/18
(W) 92-84 at Oklahoma State	
Had 6 players in double figures	02/22/18
(W) 93-55 vs. Charlotte	
Had 7 players in double figures	11/29/17
(W) 83-51 vs. Eastern Kentucky	
Had 8 players in double figures	12/08/93
(W) 129-91 vs. North Florida	
Had 2 double-figure rebounders	03/27/18
Dwight Coleby (13) and Justin Johnson (11) vs. Utah	

Had two 20-point scorers	11/15/18
Jared Savage (25) and Taveion Hollingsworth (23) vs. Valparaiso	
Had three 20-point scorers	11/13/07
(W) 88-67 vs. Kentucky Wesleyan	
Had two 25-point scorers	02/15/18
Taveion Hollingsworth (30) and Darius Thompson (28) at North Texas	
Had 10+ 3FGs	02/17/18
10-of-18 3FG at Rice	
Held opponent under 35.0% shooting	11/16/18
33.3% (18-for-54) vs. RV/No. 13 West Virginia	
Committed fewer than 10 TOs	03/27/18
6 vs. Utah	
Committed fewer than 5 TOs	03/11/16
4 vs. Old Dominion	
Committed 25+ TOs	11/18/14
25 at Minnesota	
Forced 25+ TOs	11/10/12
26 at Southern Miss	
Shot 60% from the field	02/15/18
63.8% at North Texas	
Shot 70% from the field	02/24/84
71.1% vs. UAB	
Shot 90% from FT line (min. 10)	12/19/17
100% (11-of-11) vs. Belmont	

A WKU INDIVIDUAL:

Scored 25 pts	11/18/18
Charles Bassey (25) vs. UCF	
Scored 30 pts	03/21/18
Taveion Hollingsworth (30) at Oklahoma State	
Scored 40 pts	01/29/04
Anthony Winchester (40) vs. Louisiana-Lafayette	
Scored 50 pts	01/30/65
Clem Haskins (55) vs. Middle Tennessee	
Scored 15+ pts in a half	12/05/18
Taveion Hollingsworth (17 pts, 2nd half) at Missouri State	
Had 15 rebounds	11/16/18
Charles Bassey (15) vs. RV/No. 13 West Virginia	
Had 20 rebounds	11/25/00
Chris Marcus (21) vs. Tennessee State	
Had 25 rebounds	03/07/72
Granville Bunton (27) at Morehead State	
Had 20 pts and 10 rebs	11/18/18
Charles Bassey (25 pts, 10 rebs) vs. UCF	
Had 10 assists	02/17/18
Darius Thompson (10) at Rice	
Had 5 blocks	11/25/16
Ben Lawson (5) vs. Washington	
Had 5 steals	12/22/17
Darius Thompson (6) at Austin Peay	
Had a double-double	12/05/18
Charles Bassey (17 pts, 10 rebs) at Missouri State	
Two players had a double-double	03/27/18
Justin Johnson (24 pts, 11 rebs) and Dwight Coleby (10 pts, 13 rebs) vs. Utah	
Had a triple-double	01/06/18
Darius Thompson (33 pts, 10 rebs, 10 asts) at Marshall	

AN OPPOSING INDIVIDUAL:

Scored 30 pts	12/01/18
Kamar McKnight, Tennessee State (30)	
Scored 40 pts	03/13/16
Trey Freeman, Old Dominion (42)	
Had 15 rebounds	11/21/15
Jameel Warney, Stony Brook (16)	
Had 20 rebounds	12/07/03
Cuthbert Victor, Murray State (20)	
Had 20 pts and 10 rebs	11/19/17
Roddy Peters, Nicholls (34 pts and 12 rebs)	
Had 10 assists	03/19/18
Jordan McLaughlin, USC (14)	
Had a double-double	12/01/18
Stokley Chaffee Jr., Tennessee State (10 pts and 10 rebs)	



HEAD COACH RICK STANSBURY

CAREER RECORD: 339-198 (17TH SEASON)

RECORD AT WKU: 46-32 (THIRD SEASON)

With 339 career wins and 12 postseason trips as a head coach to his credit, Rick Stansbury is the 15th head men's basketball coach at Western Kentucky University. Stansbury was hired to lead the WKU program on March 28, 2016.

In Stansbury's second season, the Hilltoppers finished 27-11 – their most wins since the 2007-08 season and the most wins in the state of Kentucky in 2017-18 – and advanced to the semifinals of the NIT for the first time since 1954. WKU finished the season 4-2 against Power 5 conference teams and was one of four teams in the nation – including the only non-Power 5 – to register wins over opponents from each of the ACC, SEC, Pac-12 and Big Ten conferences.

The season was the 10th in WKU history with at least 27 wins, and the 27 victories tied for the most in a season for Stansbury, who also won 27 games in 2001-02 at Mississippi State.

In Stansbury's two seasons at the helm, the Hilltoppers are a combined 25-6 inside E.A. Diddle Arena. Stansbury has never registered less than 10 home wins in a season as a head coach. He has a 78.1 percent winning percentage overall in home games at the helm, including an 86.7 percent clip in nonconference contests.

Stansbury, a Battletown, Ky., native and Campbellsville University Class of 2003 Hall of Famer, came to The Hill following two years at 2015-16 Southeastern Conference regular season champion Texas A&M, which included a run to the 2016 NCAA Sweet 16.

In his 32 seasons as a head coach or an assistant coach, Stansbury's teams have gone to the postseason 19 times, with Top 5 seeds in the NCAA Tournament in 2016 (3), 2004 (2), 2003 (5), 2002 (3), 1996 (5) and 1995 (5) and in the NIT in 2018 (4), 2012 (4), 2010 (1), and 2007 (1).

The veteran head coach made his name over a 22-year run at Mississippi State, including the final 14 as head coach (1999-2012), where he compiled a career record of 293-166 (.638), led the Bulldogs to the postseason 11 times – with six NCAA appearances – and became Mississippi State's all-time wins leader in the process.

In his two seasons in College Station, working for head coach Billy Kennedy, Stansbury helped the Aggie coaching staff sign a consensus top-10 recruiting class, a class regarded as one of the best in school history, in 2015. In the 2015-16 campaign, with Stansbury serving as associate head coach, the Aggies set a school record for wins with 28 after a 21-12 campaign and third-place SEC finish in his first season. Texas A&M's run to the Sweet 16 was the deepest the Aggies have advanced in the tournament in program history.

During Stansbury's final 10 years leading Mississippi State, only Kentucky won more SEC championships than his eight, and over his entire 14-year run at the

THE STANSBURY FILE

PERSONAL

Born: Dec. 23, 1959

Hometown: Battletown, Ky.

Wife: Meo **Children:** Isaac, Noah, Luke

COACHING CAREER

1981-82: Campbellsville (student assistant)

1983-84: Cumberland (graduate assistant)

1985-90: Austin Peay (assistant coach)

1990-94: Mississippi State (assistant coach)

1994-98: Mississippi State (assoc. head coach)

1998-2012: Mississippi State (head coach)

2014-15: Texas A&M (assistant coach)

2015-16: Texas A&M (associate head coach)

2016-Present: WKU (head coach)

helm, only Kentucky and Florida won more games. His 293 career victories are the 10th-most in SEC history. The Bulldogs won the SEC tournament in 2002 and 2009, the overall SEC championship in 2004 and dominated the league's Western Division during Stansbury's tenure, winning the side in 2003, 2004, 2007, 2008 and 2010.

His teams were also postseason regulars, appearing in the NCAA Tournament or NIT in 11 of his 14 seasons as MSU's head coach, including trips to the NCAA Tournament in four consecutive seasons (2002-2005) and consecutive appearances in 2008 and 2009 with NIT trips in 1999, 2001, 2007, 2010 and 2012. Including his time as an assistant, Mississippi State went to the postseason 15 times in 22 seasons.

Seven Bulldogs earned All-America honors, 23 were named All-SEC (11 first teamers), and he posted 20 or more wins in 10 seasons during his 14-year run as head coach. Prior to Stansbury taking over as head coach, MSU had just seven postseason tournament appearances and won at least 20 games just seven times in the school's previous 86 years of basketball competition.

Stansbury has been a winner in every capacity.

Off the court, Stansbury's program graduated players at a rate never before seen at Mississippi State. Over his time as head coach, only Vanderbilt had a higher graduation rate in the SEC, and the Bulldogs were third in the SEC with 41 academic honorees in 14 years. Fans also came out in droves in Starkville to watch Stansbury's Bulldogs play. Of the Top 30 most attended games in MSU history, 26 came during Stansbury's run as head coach including all of the Top 10. He was the only coach in MSU history to average more than 10,000 fans per game in SEC play (2003-04/10,209), and his Bulldogs played in front of an average of over 7,000 fans per night in six of his 14 seasons as head coach.

Stansbury also brings to The Hill a national reputation of success as evidenced by his 2004 SEC Associated

CAREER RECORD BY OPPONENT 2018-19 OPPONENTS IN BOLD

TEAM	W-L	PCT
AKRON	0-2	.000
ALABAMA	16-14	.533
ALABAMA A&M	4-0	1.000
UAB	5-2	.714
ALABAMA STATE	4-0	1.000
APPALACHIAN STATE	1-0	1.000
ARIZONA	2-1	.667
ARKANSAS	16-14	.533
ARKANSAS-LITTLE ROCK	3-0	1.000
ARKANSAS-PINE BLUFF	2-0	1.000
ARKANSAS STATE	2-0	1.000
AUBURN	16-12	.571
AUSTIN PEAY	2-0	1.000
BAYLOR	0-1	.000
BELMONT	1-2	.333
BETHUNE-COOKMAN	1-0	1.000
BIRMINGHAM-SOUTHERN	1-0	1.000
BOSTON COLLEGE	1-0	1.000
BRADLEY	1-0	1.000
BUTLER	0-1	.000
CALIFORNIA	0-1	.000
CENTENARY	4-0	1.000
CHARLOTTE	5-2	.714
CHATTANOOGA	1-0	1.000
CINCINNATI	0-2	.000
CLEMSON	0-2	.000
COLORADO STATE	0-1	.000
DEPAUL	1-0	1.000
DETROIT MERCY	2-1	.667
DUKE	0-1	.000
EAST TENNESSEE STATE	0-1	.000
EASTERN KENTUCKY	3-1	.750
FAIRFIELD	1-0	1.000
FAIRLEIGH DICKINSON	1-0	1.000
FLORIDA	8-9	.471
FLORIDA A&M	2-0	1.000
FLORIDA ATLANTIC	3-1	.750
FIU	2-0	1.000
FLORIDA STATE	1-1	.500
GEORGE MASON	1-1	.500
GEORGIA	9-9	.500
GEORGIA STATE	2-0	1.000
HAWAII	0-1	.000
HOLY CROSS	1-0	1.000
HOUSTON	2-0	1.000
IDAHO	1-0	1.000
ILLINOIS-CHICAGO	1-0	1.000
INDIANA STATE	2-1	.667
JACKSON STATE	2-0	1.000
JACKSONVILLE	1-0	1.000
JACKSONVILLE STATE	5-0	1.000
KENTUCKY	4-13	.235
KENTUCKY WESLEYAN	1-0	1.000
LAFAYETTE	1-0	1.000
LIBERTY	1-0	1.000
LOUISIANA-LAFAYETTE	3-2	.600
LOUISIANA-MONROE	4-0	1.000
LSU	18-13	.581
LOUISIANA TECH	4-1	.800
LOYOLA MARYMOUNT	2-0	1.000
MARSHALL	2-3	.400
MASSACHUSETTS	0-1	.000
MCNEESE STATE	5-0	1.000
MEMPHIS	0-1	.000
MIAMI (FLA.)	1-1	.500
MIAMI-OHIO	0-1	.000
MIDDLE TENNESSEE	0-4	.000
MISSISSIPPI VALLEY STATE	3-0	1.000
MISSOURI	1-2	.333
MISSOURI-KANSAS CITY	1-0	1.000
MISSOURI STATE	0-2	.000
MONMOUTH	1-0	1.000
MONTANA STATE	1-1	.500
MURRAY STATE	1-0	1.000
NEW ORLEANS	4-0	1.000
NICHOLLS	6-0	1.000
NORTHWESTERN	1-0	1.000
NORTHWESTERN STATE	2-1	.667

CAREER RECORD BY OPPONENT

2018-19 OPPONENTS IN BOLD

TEAM	W-L	PCT
NORTH ALABAMA	1-0	1.000
NORTH CAROLINA	0-1	.000
NORTH CAROLINA A&T	2-0	1.000
NORTH TEXAS	3-0	1.000
OHIO	1-1	.500
OKLAHOMA	1-0	1.000
OKLAHOMA STATE	1-0	1.000
OLD DOMINION	4-2	.667
OLE MISS	21-8	.724
OREGON	1-0	1.000
PITTSBURGH	1-0	1.000
PURDUE	1-0	1.000
RICE	2-0	1.000
RICHMOND	2-2	.500
RIDER	0-1	.000
RUTGERS	0-1	.000
SAINT MARY'S (CALIF.)	1-2	.333
SAM HOUSTON STATE	1-0	1.000
SAN DIEGO	2-1	.667
SANTA CLARA	2-0	1.000
SMU	1-0	1.000
SOUTH ALABAMA	7-1	.875
SOUTH CAROLINA	12-5	.706
SOUTH CAROLINA STATE	1-0	1.000
SOUTHEASTERN LOUISIANA	5-1	.833
SOUTHERN ILLINOIS	0-1	.000
SOUTHERN MISS	3-0	1.000
STANFORD	1-1	.500
ST. BONAVENTURE	2-0	1.000
SYRACUSE	0-1	.000
TENNESSEE	7-9	.438
TENNESSEE-MARTIN	5-0	1.000
TENNESSEE STATE	2-0	1.000
TEXAS	0-2	.000
TEXAS A&M	1-0	1.000
TEXAS A&M-CORPUS CHRISTI	2-0	1.000
TEXAS-PAN AMERICAN	1-0	1.000
TEXAS TECH	0-1	.000
TROY	3-0	1.000
TULANE	3-0	1.000
TULSA	0-1	.000
UCF	0-1	.000
UC IRVINE	1-0	1.000
UCLA	1-0	1.000
UNLV	0-1	.000
USC	1-0	1.000
UTAH	0-1	.000
UTAH STATE	1-0	1.000
UTEP	2-0	1.000
UTSA	1-2	.333
VALPARAISO	1-1	.500
VANDERBILT	11-8	.579
VILLANOVA	0-1	.000
VIRGINIA TECH	1-1	.500
WASHINGTON	0-3	.000
WASHINGTON STATE	0-2	.000
WEST VIRGINIA	2-1	.667
WESTERN KENTUCKY	3-1	.750
WISCONSIN	0-1	.000
WINTHROP	0-1	.000
WRIGHT STATE	2-0	1.000
XAVIER	3-1	.750
TOTALS	339-198	.631



Press Coach of the Year, finalist for National Coach of the Year, and District 17 NABC Coach of the Year awards. During the 2003-04 season, Stansbury's Bulldogs ranked as high as No. 4 in the AP poll and finished No. 8 that year, their third consecutive Top 25 finish in the final AP poll.

As a recruiter, Stansbury is no stranger to sending players to the NBA ranks. Since 1996, Stansbury has helped guide nine players to the NBA, including Erick Dampier, the 10th overall pick in the 1996 Draft. Other pros under his tutelage include Mario Austin, Derrick Zimmerman, Jarvis Varnado and Rodney Hood.

Stansbury's WKU recruiting class for 2018-19 was ranked No. 19 in the country by Rivals and No. 27 by 247Sports. His 2017-18 class was ranked in the top 10 nationally by every major recruiting outlet and was the program's first top-25 class in the modern recruiting era.

WKU is one of nine programs with back-to-back top-20 recruiting classes as ranked by Rivals in 2017 and 2018, along with Duke, Kentucky, UCLA, Oregon, Kansas, North Carolina, Texas and Michigan State.

Over a nine-year period in Starkville (2003-11), Stansbury signed five different top-20 recruiting classes. His 2005 class was rated the sixth-best nationally by Rivals.com while his final class in the spring of 2011 was No. 12 nationally by the outlet. The Class of 2015 at Texas A&M was rated No. 8 nationally by Rivals.com.

Before going to Starkville, Stansbury spent six seasons as an assistant at Austin Peay State University in Clarksville, Tenn. Working alongside the late Lake Kelly, APSU recorded three consecutive winning seasons including an Ohio Valley Conference tournament championship and NCAA Tournament second-round berth in 1986-87.

His 16-year career as an assistant prior to the MSU head coaching post began at his alma mater, Campbellsville, during the 1981-82 season as he worked toward earning a double major in business and physical education. He then moved on to work for Randy Vernon at Cumberland in Williamsburg, where he earned his master's in Business Education. In 1983-84, the team went 31-5 and earned a second-round appearance in the NAIA Tournament. In October 1999, Stansbury was honored by the Campbellsville Alumni Association as a proud recipient of the school's Distinguished Alumni Award.

HEAD COACHING RECORD

1998-99: Mississippi State.....	20-13 [^]
1999-00: Mississippi State.....	14-16
2000-01: Mississippi State.....	18-13 [^]
2001-02: Mississippi State.....	27-8* [#]
2002-03: Mississippi State.....	21-10* [%]
2003-04: Mississippi State.....	26-4* [%]
2004-05: Mississippi State.....	23-11*
2005-06: Mississippi State.....	15-15
2006-07: Mississippi State.....	21-14 [^] [%]
2007-08: Mississippi State.....	23-11* [%]
2008-09: Mississippi State.....	23-13* [#]
2009-10: Mississippi State.....	24-12 [^] [%]
2010-11: Mississippi State.....	17-14
2011-12: Mississippi State.....	21-12 [^]
2016-17: WKU.....	15-17
2017-18: WKU.....	27-11 [^]
2018-19: WKU.....	4-4

339-198 (.631)

(*) NCAA Tournament appearance

([^]) NIT appearance

([#]) SEC Tournament champions

([%]) SEC Western Conference champions

STANSBURY'S NBA DRAFT PICKS

Erick Dampier* - 1996 - 10th (Indiana Pacers)
Dontae' Jones* - 1996 - 21st (New York Knicks)
Tyrone Washington - 1999 - 44th (Rockets)
Mario Austin - 2003 - 36th (Chicago Bulls)
Derrick Zimmerman - 2003 - 40th (Golden St.)
Lawrence Roberts - 2005 - 55th (SuperSonics)
Jarvis Varnado - 2010 - 41st (Miami Heat)
Arnett Moultrie - 2012 - 27th (Miami Heat)
Rodney Hood - 2014 - 23rd (Utah Jazz)
** As Mississippi State assistant*

Stansbury's connection to The Hill goes back well before his hiring as head coach to his great uncle, Edgar B. Stansbury, a 1994 WKU Athletics Hall of Famer as a three-sport athlete (baseball, basketball, football), football assistant coach under W.L. "Gander" Terry, and Director of Athletics in 1946 after serving his country in World War II. The concourse inside E.A. Diddle Arena is named in E.B. Stansbury's honor.

Stansbury is married to the former Meo Mellen of Roanoke, Va. The couple has three sons, Isaac, Noah and Luke.

STANSBURY'S COACHING ACCOLADES

CHAMPIONSHIPS

- SEC WESTERN CONFERENCE CHAMPIONSHIPS (2003, 2004, 2007, 2008, 2010)
- SEC TOURNAMENT CHAMPIONS (2002, 2009)
- OVERALL SEC CHAMPION (2004)

POSTSEASON EXPERIENCE

AS HEAD COACH

- NCAA (2002, 2003, 2004, 2005, 2008, 2009)
- NIT (1999, 2001, 2007, 2010, 2012, 2018)

AS ASSISTANT

- NCAA (1987, 1991, 1995 - SWEET 16, 1996 - FINAL FOUR, 2016 - SWEET 16)
- NIT (1990, 1994)

AWARDS

- SEC COACH OF THE YEAR (2004)
- DISTRICT 17 NABC COACH OF THE YEAR (2004)



#00 TOLU SMITH

FRESHMAN | FORWARD | 6-10 | 240 | HS
BAY ST. LOUIS, MISS. (KAHUKU HIGH SCHOOL)

Opp.	GS	Min	FG	A	Pct	3FG	A	Pct	FT	A	Pct	O	D	T	PF	FO	A	TO	B	S	Pts
at Washington		5	1	1	1.000	0	0	.000	1	2	.500	0	0	0	1	0	0	0	0	0	3
UT MARTIN		12	3	3	1.000	0	0	.000	0	2	.000	0	7	7	3	0	0	0	0	0	6
vs. Valparaiso		12	2	3	.667	0	0	.000	0	0	.000	0	2	2	4	0	0	2	0	0	4
vs. West Virginia		9	3	7	.429	0	0	.000	3	3	1.000	1	1	2	2	0	1	0	0	0	9
vs. UCF		7	0	0	.000	0	0	.000	0	0	.000	0	2	2	3	0	0	0	0	0	0
at Indiana State		7	0	1	.000	0	0	.000	0	0	.000	0	1	1	2	0	0	1	0	0	0
TENNESSEE STATE		10	3	4	.750	0	0	.000	0	0	.000	1	1	2	1	0	1	0	1	0	6
at Missouri State		14	0	2	.000	0	0	.000	2	4	.500	0	0	0	3	0	0	2	0	0	2
at Arkansas																					
TROY																					
at Belmont																					
SAINT MARY'S (CA)																					
WISCONSIN																					
at Charlotte*																					
at Old Dominion*																					
at Marshall*																					
FIU*																					
FLORIDA ATLANTIC*																					
MARSHALL*																					
at Southern Miss*																					
at LA Tech*																					
UTSA*																					
UTEP*																					
at Rice*																					
at North Texas*																					
MIDDLE TENNESSEE*																					
UAB*																					
Potential Game*																					
Potential Game*																					
Potential Game*																					
Potential Game*																					

SEASON/CAREER HIGHS AT WKU

POINTS

Season 9, vs. RV/#13 West Virginia, 11/16/18
Career Same

REBOUNDS

Season 7, vs. UT Martin, 11/10/18
Career Same

FIELD GOALS

Season 3, 3x, last vs. Tennessee State, 12/01/18
Career Same

FIELD GOALS ATTEMPTED

Season 7, vs. RV/#13 West Virginia, 11/16/18
Career Same

THREE-POINT FIELD GOALS

Season 0
Career Same

THREE-POINT FIELD GOALS ATTEMPTED

Season 0
Career Same

FREE THROWS

Season 3, vs. RV/#13 West Virginia, 11/16/18
Career Same

FREE THROWS ATTEMPTED

Season 4, at Missouri State, 12/05/18
Career Same

ASSISTS

Season 1, 2x, last vs. Tennessee State, 12/01/18
Career Same

BLOCKED SHOTS

Season 1, vs. Tennessee State, 12/01/18
Career Same

STEALS

Season 0
Career Same

MINUTES PLAYED

Season 14, at Missouri State, 12/05/18
Career Same

QUICK-HITTERS

- Scored a career-high nine points with his first career assist against No. 13 West Virginia on Nov. 16
- Tallied six points and seven rebounds in 12 minutes in Diddle Arena debut vs. UT Martin on Nov. 10
- Scored his first career points with three against Washington on Nov. 6
- Averaged 21.2 points, 10.3 rebounds and 1.6 blocks as a senior at Kahuku High and Intermediate School in 2017-18
- Named Honolulu Star-Advertiser Player of the Year and ranked No. 1 on the all-defensive team
- Also selected as Oahu Interscholastic Association Eastern Division Boys Basketball Player of the Year
- Competed in Mississippi as a junior, averaging 13.8 points, 8.7 rebounds and 2.1 blocks per game for Bay High School
- Named Sun Herald's All-South Mississippi Player of the Year as a junior
- Rated a three-star prospect by Rivals
- Given name is Galen Smith III
- He is half-Samoan – Tolu means "three"
- Brother plays for Xavier University in New Orleans, and both parents were basketball players; mother played collegiately at South Alabama
- Majoring in sport management

CAREER STATISTICS

Year	GP	GS	Min	Avg	FG	FGA	Pct	3FG	FGA	Pct	FT	FTA	Pct	Off	Def	Tot	Avg	PF	FO	Ast	TO	Blk	Stl	Pts	Avg
2018-19	8	0	76	9.5	12	21	.571	0	0	.000	6	11	.545	2	14	16	2.0	19	0	2	5	1	0	30	3.8
TOTAL	8	0	76	9.5	12	21	.571	0	0	.000	6	11	.545	2	14	16	2.0	19	0	2	5	1	0	30	3.8



#1 LAMONTE BEARDEN

RS-SENIOR | GUARD | 6-3 | 170 | 1L
MILWAUKEE, WIS. (UNIVERSITY AT BUFFALO)

Opp.	GS	Min	FG	A	Pct	3FG	A	Pct	FT	A	Pct	O	D	T	PF	FO	A	TO	B	S	Pts
at Washington		DNP																			
UT MARTIN		DNP																			
vs. Valparaiso		DNP																			
vs. West Virginia		DNP																			
vs. UCF		DNP																			
at Indiana State		DNP																			
TENNESSEE STATE		DNP																			
at Missouri State		DNP																			
at Arkansas																					
TROY																					
at Belmont																					
SAINT MARY'S (CA)																					
WISCONSIN																					
at Charlotte*																					
at Old Dominion*																					
at Marshall*																					
FIU*																					
FLORIDA ATLANTIC*																					
MARSHALL*																					
at Southern Miss*																					
at LA Tech*																					
UTSA*																					
UTEP*																					
at Rice*																					
at North Texas*																					
MIDDLE TENNESSEE*																					
UAB*																					
Potential Game*																					
Potential Game*																					
Potential Game*																					
Potential Game*																					

SEASON/CAREER HIGHS AT WKU

POINTS

Season 0
Career 24, 2x, last at Middle Tenn., 03/01/18

REBOUNDS

Season 0
Career 7, 2x, last at USC, 03/19/18

FIELD GOALS

Season 0
Career 8, at Middle Tennessee, 03/01/18

FIELD GOALS ATTEMPTED

Season 0
Career 15, at Wisconsin, 12/13/17

THREE-POINT FIELD GOALS

Season 0
Career 3, vs. Missouri State, 11/10/17

THREE-POINT FIELD GOALS ATTEMPTED

Season 0
Career 4, 3x, last vs. Boston College, 03/13/18

FREE THROWS

Season 0
Career 9, vs. Missouri State, 11/10/17

FREE THROWS ATTEMPTED

Season 0
Career 10, 3x, last at Oklahoma State, 03/21/18

ASSISTS

Season 0
Career 8, vs. Southern Miss, 12/30/17

BLOCKED SHOTS

Season 0
Career 1, 6x, last at Oklahoma State, 03/21/18

STEALS

Season 0
Career 5, vs. SMU, 11/24/17

MINUTES PLAYED

Season 0
Career 37, at USC, 03/19/18

QUICK-HITTERS

- Will be academically ineligible for the entirety of the first semester until mid-December
- Appeared in all 38 games and made 34 starts for WKU in 2017-18, averaging 27.7 minutes per game
- Averaged 11.8 points, 3.4 assists and 2.3 rebounds per game in his first season with the Hilltoppers
- Finished the season just outside WKU's top 10 for most assists in a season with 131; tied for seventh for the most steals in a WKU season with 65
- Scored 24 points and made three 3s in his Hilltopper debut against Missouri State on Nov. 10, the highest-scoring debut by a WKU newcomer since 2011
- Transferred to WKU in the summer of 2016 and sat out the 2016-17 season per NCAA transfer rules
- Led Buffalo to the NCAA Tournament as a starting guard in each of his first two seasons
- Won back-to-back Wisconsin state titles during his time at Germantown High School
- Rated a four-star prospect out of high school
- Majoring in interdisciplinary studies

CAREER STATISTICS

Year	GP	GS	Min	Avg	FG	FGA	Pct	3FG	FGA	Pct	FT	FTA	Pct	Off	Def	Tot	Avg	PF	FO	Ast	TO	Blk	Stl	Pts	Avg
BUFFALO																									
2014-15	33	31	974	29.5	83	216	.384	12	46	.261	95	129	.736	26	68	94	2.8	91	3	144	74	9	45	273	8.3
2015-16	30	27	897	29.9	132	312	.423	16	64	.250	132	172	.767	22	66	88	2.9	76	1	125	68	8	47	412	13.7
WKU																									
2016-17	Sat out per NCAA transfer rules																								
2017-18	38	34	1,053	27.7	151	317	.476	19	61	.311	127	154	.825	21	67	88	2.3	82	5	131	92	6	65	448	11.8
2018-19																									
TOTAL	101	92	2,924	29.0	366	845	.433	47	171	.275	354	455	.778	69	201	270	2.7	249	9	400	234	23	157	1,133	11.2



#2 JARED SAVAGE

RS JUNIOR | G/F | 6-5 | 200 | TR
BOWLING GREEN, KY. (AUSTIN PEAY)

Opp.	GS	Min	FG	A	Pct	3FG	A	Pct	FT	A	Pct	O	D	T	PF	FO	A	TO	B	S	Pts
at Washington	*	40	4	12	.333	3	7	.429	4	5	.800	0	6	6	2	0	2	1	0	0	15
UT MARTIN	*	32	6	13	.462	2	8	.250	2	2	1.000	0	0	0	2	0	0	1	0	0	16
vs. Valparaiso	*	37	6	11	.545	5	9	.556	8	10	.800	2	1	3	2	0	2	0	0	1	25
vs. West Virginia	*	38	3	10	.300	2	4	.500	3	3	1.000	0	2	2	4	0	0	1	0	4	11
vs. UCF	*	36	5	11	.455	2	6	.333	0	0	.000	0	1	1	5	1	2	1	0	0	12
at Indiana State	*	40	4	17	.235	2	8	.250	1	1	1.000	1	8	9	4	0	2	2	0	0	11
TENNESSEE STATE	*	39	3	11	.273	1	8	.125	13	13	1.000	0	3	3	1	0	0	1	1	1	20
at Missouri State	*	38	1	9	.111	1	4	.250	0	0	.000	0	2	2	2	0	1	1	0	2	3
at Arkansas																					
TROY																					
at Belmont																					
SAINT MARY'S (CA)																					
WISCONSIN																					
at Charlotte*																					
at Old Dominion*																					
at Marshall*																					
FIU*																					
FLORIDA ATLANTIC*																					
MARSHALL*																					
at Southern Miss*																					
at LA Tech*																					
UTSA*																					
UTEP*																					
at Rice*																					
at North Texas*																					
MIDDLE TENNESSEE*																					
UAB*																					
Potential Game*																					
Potential Game*																					
Potential Game*																					
Potential Game*																					

SEASON/CAREER HIGHS AT WKU

POINTS

Season	25, vs. Valparaiso, 11/15/18
Career	Same

REBOUNDS

Season	9, at Indiana State, 11/24/18
Career	Same

FIELD GOALS

Season	6, 2x, last vs. Valparaiso, 11/15/18
Career	Same

FIELD GOALS ATTEMPTED

Season	17, at Indiana State, 11/24/18
Career	Same

THREE-POINT FIELD GOALS

Season	5, vs. Valparaiso, 11/15/18
Career	Same

THREE-POINT FIELD GOALS ATTEMPTED

Season	9, vs. Valparaiso, 11/15/18
Career	Same

FREE THROWS

Season	13, vs. Tennessee State, 12/01/18
Career	Same

FREE THROWS ATTEMPTED

Season	13, vs. Tennessee State, 12/01/18
Career	Same

ASSISTS

Season	2, 4x, last at Indiana State, 11/24/18
Career	Same

BLOCKED SHOTS

Season	1, vs. Tennessee State, 12/01/18
Career	Same

STEALS

Season	4, vs. RV/#13 West Virginia, 11/16/18
Career	Same

MINUTES PLAYED

Season	40, 2x, last at Indiana State, 11/24/18
Career	Same

QUICK-HITTERS

- Scored 20 points and made 13 of 13 free throws against Tennessee State on Dec. 1
- Scored a career-high 25 points with five made 3s against Valparaiso on Nov. 15
- Scored a team-high 15 points in a full 40 minutes at Washington in his Hilltopper debut on Nov. 6
- Transferred to WKU in the spring of 2017 and sat out the 2017-18 season per NCAA transfer rules
- Averaged 8.1 points and 3.6 rebounds across two seasons at Austin Peay, netting 109 of 290 attempts from 3-point range (37.6 percent)
- Scored 24 points and made 5 of 6 3-pointers against WKU as a sophomore at Austin Peay
- Averaged 6.4 points as a freshman and helped the eighth-seeded Govs win the Ohio Valley Tournament, knocking down a record 19 3-pointers over four conference tournament games
- Starred down the road from WKU at Warren Central High School, averaging 18 points and 9.4 rebounds as a senior; named an all-district and all-region selection
- Majoring in sport management

CAREER STATISTICS

Year	GP	GS	Min	Avg	FG	FGA	Pct	3FG	FGA	Pct	FT	FTA	Pct	Off	Def	Tot	Avg	PF	FO	Ast	TO	Blk	Stl	Pts	Avg
AUSTIN PEAY																									
2015-16	36	7	710	19.7	75	178	.421	52	131	.397	29	36	.806	20	89	109	3.0	58	1	30	18	1	24	231	6.4
2016-17	29	28	919	31.7	104	252	.413	57	159	.358	33	39	.846	34	93	127	4.4	70	2	35	36	12	36	298	10.3
WKU																									
2017-18	DNP			(sat out per transfer rules)																					
2018-19	8	8	300	37.5	32	94	.340	18	54	.333	31	34	.912	3	23	26	3.3	22	1	9	8	1	8	113	14.1
TOTAL	73	43	1,929	26.4	211	524	.403	127	344	.369	93	109	.853	57	205	262	3.6	150	4	74	62	14	68	642	8.8



#4 JOSH ANDERSON

SOPHOMORE | GUARD | 6-6 | 195 | 1L

BATON ROUGE, LA. (MADISON PREP ACADEMY)

Opp.	GS	Min	FG	A	Pct	3FG	A	Pct	FT	A	Pct	O	D	T	PF	FO	A	TO	B	S	Pts
at Washington		13	0	3	.000	0	0	.000	0	0	.000	1	2	3	5	1	1	4	1	0	0
UT MARTIN	*	21	3	4	.750	1	1	1.000	0	0	.000	0	2	2	3	0	3	4	1	0	7
vs. Valparaiso	*	30	4	8	.500	1	1	1.000	0	2	.000	2	5	7	2	0	3	3	1	3	9
vs. West Virginia	*	32	4	12	.333	0	1	.000	4	4	1.000	1	2	3	2	0	2	3	1	4	12
vs. UCF	*	26	0	5	.000	0	1	.000	0	0	.000	0	2	2	4	0	5	2	1	2	0
at Indiana State	*	27	1	3	.333	0	1	.000	0	0	.000	0	2	2	3	0	0	5	2	0	2
TENNESSEE STATE	*	28	5	6	.833	0	0	.000	5	6	.833	0	1	1	4	0	1	0	1	3	15
at Missouri State	*	32	6	10	.600	0	0	.000	0	1	.000	0	2	2	4	0	0	1	0	2	12
at Arkansas																					
TROY																					
at Belmont																					
SAINT MARY'S (CA)																					
WISCONSIN																					
at Charlotte*																					
at Old Dominion*																					
at Marshall*																					
FIU*																					
FLORIDA ATLANTIC*																					
MARSHALL*																					
at Southern Miss*																					
at LA Tech*																					
UTSA*																					
UTEP*																					
at Rice*																					
at North Texas*																					
MIDDLE TENNESSEE*																					
UAB*																					
Potential Game*																					
Potential Game*																					
Potential Game*																					
Potential Game*																					

SEASON/CAREER HIGHS AT WKU

POINTS

Season 15, vs. Tennessee State, 12/01/18
Career 19, vs. Charlotte, 02/22/18

REBOUNDS

Season 7, vs. Valparaiso, 11/15/18
Career 9, vs. FIU, 02/10/18

FIELD GOALS

Season 6, at Missouri State, 12/05/18
Career 8, vs. Charlotte, 02/22/18

FIELD GOALS ATTEMPTED

Season 12, vs. RV/#13 West Virginia, 11/16/18
Career Same

THREE-POINT FIELD GOALS

Season 1, 2x, last vs. Valparaiso, 11/15/18
Career 1, 3x, last vs. Valparaiso, 11/15/18

THREE-POINT FIELD GOALS ATTEMPTED

Season 1, 5x, last at Indiana State, 11/24/18
Career 2, vs. UAB, 01/18/18

FREE THROWS

Season 5, vs. Tennessee State, 12/01/18
Career 7, vs. FIU, 02/10/18

FREE THROWS ATTEMPTED

Season 6, vs. Tennessee State, 12/01/18
Career 9, 2x, last vs. FIU, 02/10/18

ASSISTS

Season 5, vs. UCF, 11/18/18
Career Same

BLOCKED SHOTS

Season 2, at Indiana State, 11/24/18
Career 2, 3x, last at Indiana State, 11/24/18

STEALS

Season 4, vs. RV/#13 West Virginia, 11/16/18
Career Same

MINUTES PLAYED


Season 32, 2x, last at Missouri State, 12/05/18
Career Same

QUICK-HITTERS

- Scored a season-high 15 points, all in the second half, against Tennessee State on Dec. 1
- Scored 12 points with four steals in a career-high 32 minutes vs. No. 13 West Virginia on Nov. 16
- Tallied nine points, seven rebounds, three steals and three assists in a career-high 30 minutes against Valparaiso on Nov. 15
- Making move to point guard this year
- Appeared in 23 games with three starts as a freshman last year after becoming eligible in January, averaging 17 minutes per game
- Averaged 7.4 points and 2.5 rebounds per game, and shot 55.3 percent from the field
- Set career highs in points (19), field goals (8), field-goal attempts (10) and steals (3) against Charlotte on Feb. 22
- Ruled eligible by the NCAA on Jan. 5 and scored 16 points with four rebounds in his debut the following day at Marshall
- Led Madison Prep to its third straight state title and its fourth championship game appearance in as many years
- Ranked a consensus four-star prospect across all outlets and ranked in the top 60 nationally
- Competed in the inaugural Allen Iverson Roundball Classic following his senior year
- Majoring in interdisciplinary studies

CAREER STATISTICS

Year	GP	GS	Min	Avg	FG	FGA	Pct	3FG	FGA	Pct	FT	FTA	Pct	Off	Def	Tot	Avg	PF	FO	Ast	TO	Blk	Stl	Pts	Avg
2017-18	23	3	390	17.0	63	114	.553	1	7	.143	43	73	.589	19	39	58	2.5	50	1	17	19	8	23	170	7.4
2018-19	8	7	210	26.3	23	51	.451	2	5	.400	9	13	.692	4	18	22	2.8	27	1	15	22	8	14	57	7.1
TOTAL	31	10	600	19.4	86	165	.521	3	12	.250	52	86	.605	23	57	80	2.6	77	2	32	41	16	37	227	7.3



#5 MATT HORTON

JUNIOR | FORWARD | 6-11 | 235 | TR
TUSCALOOSA, ALA. (SHELTON STATE CC)

Opp.	GS	Min	FG	A	Pct	3FG	A	Pct	FT	A	Pct	O	D	T	PF	FO	A	TO	B	S	Pts
at Washington		7	0	0	.000	0	0	.000	2	2	1.000	0	2	2	2	0	0	1	1	0	2
UT MARTIN		5	1	1	1.000	0	0	.000	0	2	.000	1	2	3	2	0	0	0	0	1	2
vs. Valparaiso		2	0	0	.000	0	0	.000	0	0	.000	0	0	0	0	0	0	0	0	0	0
vs. West Virginia	DNP																				
vs. UCF	DNP																				
at Indiana State	DNP																				
TENNESSEE STATE		9	1	1	1.000	0	0	.000	2	6	.333	1	2	3	1	0	1	0	1	0	4
at Missouri State	DNP																				
at Arkansas																					
TROY																					
at Belmont																					
SAINT MARY'S (CA)																					
WISCONSIN																					
at Charlotte*																					
at Old Dominion*																					
at Marshall*																					
FIU*																					
FLORIDA ATLANTIC*																					
MARSHALL*																					
at Southern Miss*																					
at LA Tech*																					
UTSA*																					
UTEP*																					
at Rice*																					
at North Texas*																					
MIDDLE TENNESSEE*																					
UAB*																					
Potential Game*																					
Potential Game*																					
Potential Game*																					
Potential Game*																					

SEASON/CAREER HIGHS AT WKU

POINTS

Season	4, vs. Tennessee State, 12/01/18
Career	Same

REBOUNDS

Season	3, 2x, last vs. Tennessee State, 12/01/18
Career	Same

FIELD GOALS

Season	1, 2x, last vs. Tennessee State, 12/01/18
Career	Same

FIELD GOALS ATTEMPTED

Season	1, 2x, last vs. Tennessee State, 12/01/18
Career	Same

THREE-POINT FIELD GOALS

Season	0
Career	Same

THREE-POINT FIELD GOALS ATTEMPTED

Season	0
Career	Same

FREE THROWS

Season	2, 2x, last vs. Tennessee State, 12/01/18
Career	Same

FREE THROWS ATTEMPTED

Season	6, vs. Tennessee State, 12/01/18
Career	Same

ASSISTS

Season	1, vs. Tennessee State, 12/01/18
Career	Same

BLOCKED SHOTS

Season	1, 2x, last vs. Tennessee State, 12/01/18
Career	Same

STEALS

Season	1, vs. UT Martin, 11/10/18
Career	Same

MINUTES PLAYED

Season	9, vs. Tennessee State, 12/01/18
Career	Same

QUICK-HITTERS

- Set career highs for points (4), free-throw attempts (6) and rebounds (3) while recording first career assist against Tennessee State on Dec. 1
- Scored two points with two rebounds in his WKU debut at Washington on Nov. 6
- Averaged 8.6 points, 6.8 rebounds and three blocks per game (90 total blocks) as a sophomore at Shelton State Community College in 2017-18
- Appeared in 30 games and started 27 for a squad that finished the season at 27-5; shot 62.4 percent from the field and snagged 2.3 offensive rebounds per game
- Averaged 5.7 points, 5.1 rebounds and 1.7 blocks while shooting 67 percent from the field in a reserve role as a freshman in 2016-17
- Averaged 22 points, 11 rebounds and three blocks as a senior at Paul Bryant High School in Tuscaloosa
- Majoring in interdisciplinary studies, with an emphasis on sports coaching

CAREER STATISTICS

Year	GP	GS	Min	Avg	FG	FGA	Pct	3FG	FGA	Pct	FT	FTA	Pct	Off	Def	Tot	Avg	PF	FO	Ast	TO	Blk	Stl	Pts	Avg
SHELTON STATE COMMUNITY COLLEGE																									
2016-17	27	3	N/A	N/A	63	94	.670	1	2	.500	27	49	.551	41	96	137	5.1	83	3	9	19	47	3	154	5.7
2017-18	30	27	N/A	N/A	111	178	.624	0	6	.000	35	57	.614	70	134	204	6.8	82	2	4	33	90	11	257	8.6
WKU																									
2018-19	4	0	23	5.8	2	2	1.000	0	0	.000	4	10	.400	2	6	8	2.0	6	0	0	2	2	1	8	2.0
WKU TOTAL	4	0	23	5.8	2	2	1.000	0	0	.000	4	10	.400	2	6	8	2.0	6	0	0	2	2	1	8	2.0



#10 JEREMIAH GAMBRELL

FRESHMAN | GUARD | 6-2 | 160 | HS
HOUSTON, TEXAS (MADISON HIGH SCHOOL)

Opp.	GS	Min	FG	A	Pct	3FG	A	Pct	FT	A	Pct	O	D	T	PF	FO	A	TO	B	S	Pts
at Washington		DNP																			
UT MARTIN		DNP																			
vs. Valparaiso		DNP																			
vs. West Virginia		DNP																			
vs. UCF		DNP																			
at Indiana State		DNP																			
TENNESSEE STATE		DNP																			
at Missouri State		DNP																			
at Arkansas																					
TROY																					
at Belmont																					
SAINT MARY'S (CA)																					
WISCONSIN																					
at Charlotte*																					
at Old Dominion*																					
at Marshall*																					
FIU*																					
FLORIDA ATLANTIC*																					
MARSHALL*																					
at Southern Miss*																					
at LA Tech*																					
UTSA*																					
UTEP*																					
at Rice*																					
at North Texas*																					
MIDDLE TENNESSEE*																					
UAB*																					
Potential Game*																					
Potential Game*																					
Potential Game*																					
Potential Game*																					

SEASON/CAREER HIGHS AT WKU

POINTS

Season	0
Career	Same

REBOUNDS

Season	0
Career	Same

FIELD GOALS

Season	0
Career	Same

FIELD GOALS ATTEMPTED

Season	0
Career	Same

THREE-POINT FIELD GOALS

Season	0
Career	Same

THREE-POINT FIELD GOALS ATTEMPTED

Season	0
Career	Same

FREE THROWS

Season	0
Career	Same

FREE THROWS ATTEMPTED

Season	0
Career	Same

ASSISTS

Season	0
Career	Same

BLOCKED SHOTS

Season	0
Career	Same

STEALS

Season	0
Career	Same

MINUTES PLAYED

Season	0
Career	Same

QUICK-HITTERS

- Currently out with a stress fracture in his leg
- Averaged 23 points per game as a senior in helping Madison (Texas) High School to a 21-12 record, a District 24-5A championship and multiple playoff victories
- Averaged 20 points per game as a junior, led team to undefeated mark in district play and was named District 24-5A MVP
- Averaged 20 points as a sophomore and 15 points as a freshman
- Rated a three-star prospect by both 247Sports and Rivals
- Majoring in broadcasting

CAREER STATISTICS

Year	GP	GS	Min	Avg	FG	FGA	Pct	3FG	FGA	Pct	FT	FTA	Pct	Off	Def	Tot	Avg	PF	FO	Ast	TO	Blk	Stl	Pts	Avg
WKU																									
2018-19																									
TOTAL																									



#11 TAVEION HOLLINGSWORTH

SOPHOMORE | GUARD | 6-2 | 165 | 1L
LEXINGTON, KY. (PAUL LAURENCE DUNBAR HS)

Opp.	GS	Min	FG	A	Pct	3FG	A	Pct	FT	A	Pct	O	D	T	PF	FO	A	TO	B	S	Pts
at Washington	*	40	6	15	.400	2	4	.500	0	0	.000	0	4	4	1	0	4	3	0	1	14
UT MARTIN	*	32	8	13	.615	2	4	.500	4	4	1.000	3	4	7	0	0	3	2	1	3	22
vs. Valparaiso	*	37	9	16	.563	3	5	.600	2	5	.400	2	7	9	2	0	2	1	0	3	23
vs. West Virginia	*	38	3	11	.273	0	3	.000	7	8	.875	1	1	2	0	0	0	3	1	4	13
vs. UCF	*	38	4	13	.308	1	3	.333	5	6	.833	0	2	2	2	0	1	1	0	1	14
at Indiana State	*	34	3	9	.333	0	2	.000	3	5	.600	2	4	6	2	0	2	1	0	3	9
TENNESSEE STATE	*	39	5	11	.455	2	4	.500	7	9	.778	1	2	3	2	0	3	6	1	0	19
at Missouri State	*	37	9	15	.529	4	7	.571	2	2	1.000	1	0	1	0	0	4	4	0	1	24
at Arkansas																					
TROY																					
at Belmont																					
SAINT MARY'S (CA)																					
WISCONSIN																					
at Charlotte*																					
at Old Dominion*																					
at Marshall*																					
FIU*																					
FLORIDA ATLANTIC*																					
MARSHALL*																					
at Southern Miss*																					
at LA Tech*																					
UTSA*																					
UTEP*																					
at Rice*																					
at North Texas*																					
MIDDLE TENNESSEE*																					
UAB*																					
Potential Game*																					
Potential Game*																					
Potential Game*																					
Potential Game*																					

SEASON/CAREER HIGHS AT WKU

POINTS

Season 24, at Missouri State, 12/05/18
Career 30, 2x, last at Oklahoma State, 03/21/18

REBOUNDS

Season 9, vs. Valparaiso, 11/15/18
Career Same

FIELD GOALS

Season 9, 2x, last at Missouri State, 12/05/18
Career 9, 4x, last at Missouri State, 12/05/18

FIELD GOALS ATTEMPTED

Season 16, vs. Valparaiso, 11/15/18
Career 17, at Oklahoma State, 03/21/18

THREE-POINT FIELD GOALS

Season 4, at Missouri State, 12/05/18
Career 5, at UTEP, 02/01/18

THREE-POINT FIELD GOALS ATTEMPTED

Season 7, at Missouri State, 12/05/18
Career 9, at UTEP, 02/01/18

FREE THROWS

Season 7, 2x, last vs. Tennessee State, 12/01/18
Career 14, at North Texas, 02/15/18

FREE THROWS ATTEMPTED

Season 9, vs. Tennessee State, 12/01/18
Career 14, at North Texas, 02/15/18

ASSISTS

Season 4, 2x, last at Missouri State, 12/05/18
Career 6, vs. Nicholls, 11/19/17

BLOCKED SHOTS

Season 1, 3x, last vs. Tennessee State, 12/01/18
Career 2, at Marshall, 01/06/18

STEALS

Season 4, vs. RV/#13 West Virginia, 11/16/18
Career Same

MINUTES PLAYED

Season 40, at Washington, 11/06/18
Career 44, at North Texas, 02/15/18

QUICK-HITTERS

- Scored season-high 24 points with four 3-pointers at Missouri State on Dec. 5, tying his career high for made field goals with nine
- Scored 23 points with a career-high nine rebounds against Valparaiso on Nov. 15
- Named to Preseason All-C-USA Team
- Appeared in and started all 38 games in 2017-18, tying for the program record for most games started in a single season, and averaged 34.5 minutes per game
- Set new WKU records for points scored (506), minutes played (1,312) and games started by a Hilltopper freshman
- Named to the Conference USA All-Freshman team and twice named C-USA Freshman of the Week
- Averaged 13.3 points, 3.4 rebounds and 1.9 assists per game while shooting 48 percent from the field, 37.8 percent from 3-point range and 79.1 percent from the free-throw line
- Shattered Courtney Lee's record for most points scored by a WKU freshman by more than 40 and was one of just 20 freshmen in the nation to score at least 500 points
- Played more minutes as a freshmen than all but five players in the country since 2009, while only 10 freshmen started as many games and scored more points since 1992

CAREER STATISTICS

Year	GP	GS	Min	Avg	FG	FGA	Pct	3FG	FGA	Pct	FT	FTA	Pct	Off	Def	Tot	Avg	PF	FO	Ast	TO	Blk	Stl	Pts	Avg
2017-18	38	38	1,312	34.5	170	354	.480	45	119	.378	121	153	.791	31	98	129	3.4	75	0	71	67	5	39	506	13.3
2018-19	8	8	295	36.9	47	103	.456	14	32	.438	30	39	.769	10	24	34	4.3	9	0	19	21	3	16	138	17.3
TOTAL	46	46	1,607	34.9	217	457	.475	59	151	.391	151	192	.786	41	122	163	3.5	84	0	90	88	8	55	644	14.0



#12 MOUSTAPHA DIAGNE

RS-JUNIOR | FORWARD | 6-9 | 230 | 1L

RUFISQUE, SENEGAL (NORTHWEST FLORIDA ST.)

Opp.	GS	Min	FG	A	Pct	3FG	A	Pct	FT	A	Pct	O	D	T	PF	FO	A	TO	B	S	Pts
at Washington		DNP																			
UT MARTIN	2		0	1	.000	0	1	.000	0	0	.000	0	0	0	0	0	0	0	0	0	0
vs. Valparaiso		DNP																			
vs. West Virginia		DNP																			
vs. UCF		DNP																			
at Indiana State		DNP																			
TENNESSEE STATE		DNP																			
at Missouri State		DNP																			
at Arkansas																					
TROY																					
at Belmont																					
SAINT MARY'S (CA)																					
WISCONSIN																					
at Charlotte*																					
at Old Dominion*																					
at Marshall*																					
FIU*																					
FLORIDA ATLANTIC*																					
MARSHALL*																					
at Southern Miss*																					
at LA Tech*																					
UTSA*																					
UTEP*																					
at Rice*																					
at North Texas*																					
MIDDLE TENNESSEE*																					
UAB*																					
Potential Game*																					
Potential Game*																					
Potential Game*																					
Potential Game*																					

SEASON/CAREER HIGHS AT WKU

POINTS

Season	0
Career	2, 5x, last vs. Marshall, 03/10/18

REBOUNDS

Season	0
Career	4, 2x, last at UTEP, 02/01/18

FIELD GOALS

Season	0
Career	1, 5x, last vs. Marshall, 03/10/18

FIELD GOALS ATTEMPTED

Season	1, vs. UT Martin, 11/10/18
Career	4, at Charlotte, 01/13/18

THREE-POINT FIELD GOALS

Season	0
Career	Same

THREE-POINT FIELD GOALS ATTEMPTED

Season	1, vs. UT Martin, 11/10/18
Career	1, 4x, last vs. UT Martin, 11/10/18

FREE THROWS

Season	0
Career	1, at UTSA, 02/03/18

FREE THROWS ATTEMPTED

Season	0
Career	2, at UTSA, 02/03/18

ASSISTS

Season	0
Career	1, vs. Charlotte, 02/22/18

BLOCKED SHOTS

Season	0
Career	Same

STEALS

Season	0
Career	1, 2x, last vs. Charlotte, 02/22/18

MINUTES PLAYED


Season	2, vs. UT Martin, 11/10/18
Career	17, at Old Dominion, 01/11/18

QUICK-HITTERS

- Missed Myrtle Beach Invitational due to illness
- Appeared in 20 games as a sophomore after becoming eligible in January of 2017-18, averaging 6.0 minutes per game
- Scored 11 total points and averaged 1.6 rebounds per contest
- Was ruled eligible by the NCAA on Jan. 10 and made his debut the following day at Old Dominion, grabbing four rebounds in 17 minutes
- Attended WKU in 2016-17 but was not a member of the basketball program
- Averaged 10.2 points and 7.3 rebounds while starting 31 of 33 games as a freshman at Northwest Florida State
- Ranked No. 58 player in the nation in his class by ESPN coming out of Pope John XXIII High School in Sparta, N.J.
- Speaks three languages: English, French and Wolof, the native language of Senegal
- Majoring in interdisciplinary studies

CAREER STATISTICS

Year	GP	GS	Min	Avg	FG	FGA	Pct	3FG	FGA	Pct	FT	FTA	Pct	Off	Def	Tot	Avg	PF	FO	Ast	TO	Blk	Stl	Pts	Avg
NORTHWEST FLORIDA STATE																									
2015-16	33	31	667	20.2	129	265	.487	0	2	.000	77	103	.748	104	138	242	7.3	75	1	16	63	31	21	335	10.2
WKU																									
2016-17	Attended WKU but was not member of the program																								
2017-18	20	0	119	6.0	5	20	.250	0	3	.000	1	3	.333	8	23	31	1.6	21	0	1	17	0	2	11	0.6
2018-19	1	0	2	2.0	0	1	.000	0	1	.000	0	0	.000	0	0	0	0.0	0	0	0	0	0	0	0	0.0
WKU TOTAL	21	0	121	5.8	5	21	.238	0	4	.000	1	3	.333	8	23	31	1.5	21	0	1	17	0	2	11	0.5



#13 DESEAN MURRAY

GR-SENIOR | FORWARD | 6-4 | 215 | TR
STANLEY, N.C. (AUBURN)

Opp.	GS	Min	FG	A	Pct	3FG	A	Pct	FT	A	Pct	O	D	T	PF	FO	A	TO	B	S	Pts
at Washington		DNP																			
UT MARTIN		22	8	14	.571	0	1	.000	2	4	.500	2	5	7	2	0	3	2	0	3	18
vs. Valparaiso	*	26	3	8	.375	0	0	.000	5	5	1.000	4	1	5	1	0	3	2	0	1	11
vs. West Virginia	*	16	1	3	.333	0	0	.000	3	7	.429	1	3	4	4	0	0	0	1	0	5
vs. UCF	*	16	0	1	.000	0	0	.000	4	4	1.000	2	1	3	3	0	1	2	0	1	4
at Indiana State	*	23	5	12	.417	1	4	.250	0	0	.000	1	0	1	0	0	1	1	0	0	11
TENNESSEE STATE	*	25	5	10	.500	0	0	.000	7	8	.875	5	3	8	5	0	1	1	0	0	17
at Missouri State	*	24	3	7	.429	2	2	1.000	2	2	1.000	1	4	5	0	0	3	1	1	1	10
at Arkansas																					
TROY																					
at Belmont																					
SAINT MARY'S (CA)																					
WISCONSIN																					
at Charlotte*																					
at Old Dominion*																					
at Marshall*																					
FIU*																					
FLORIDA ATLANTIC*																					
MARSHALL*																					
at Southern Miss*																					
at LA Tech*																					
UTSA*																					
UTEP*																					
at Rice*																					
at North Texas*																					
MIDDLE TENNESSEE*																					
UAB*																					
Potential Game*																					
Potential Game*																					
Potential Game*																					
Potential Game*																					

SEASON/CAREER HIGHS AT WKU

POINTS

Season	18, vs. UT Martin, 11/10/18
Career	Same

REBOUNDS

Season	8, vs. Tennessee State, 12/01/18
Career	Same

FIELD GOALS

Season	8, vs. UT Martin, 11/10/18
Career	Same

FIELD GOALS ATTEMPTED

Season	14, vs. UT Martin, 11/10/18
Career	Same

THREE-POINT FIELD GOALS

Season	2, at Missouri State, 12/05/18
Career	Same

THREE-POINT FIELD GOALS ATTEMPTED

Season	4, at Indiana State, 11/24/18
Career	Same

FREE THROWS

Season	7, vs. Tennessee State, 12/01/18
Career	Same

FREE THROWS ATTEMPTED

Season	8, vs. Tennessee State, 12/01/18
Career	Same

ASSISTS

Season	3, 3x, last at Missouri State, 12/05/18
Career	Same

BLOCKED SHOTS

Season	1, 3x, last at Missouri State, 12/05/18
Career	Same

STEALS

Season	3, vs. UT Martin, 11/10/18
Career	Same

MINUTES PLAYED

Season	26, vs. Valparaiso, 11/15/18
Career	Same

QUICK-HITTERS

- Had 18 points, seven rebounds, three assists and three steals in WKU debut vs. UT Martin on Nov. 10
- Named to Preseason All-C-USA Team
- Started all 34 games at Auburn while averaging 10.1 points, 6.7 rebounds and 1.7 assists for a 26-win Tigers squad that claimed a share of the SEC regular-season championship and advanced to the second round of the NCAA Tournament
- Led Auburn in rebounding and excelled on the offensive boards with 2.7 per contest
- Named to the Big South All-Conference First Team at Presbyterian College as a sophomore in 2015-16, leading the league and ranking 29th in the nation with 20.2 points per game
- Named Big South Freshman of the Year in 2014-15
- Helped Northside Christian Academy to a No. 5 national ranking in his final prep year
- Four-sport athlete at one point in high school
- Graduated from Auburn in 2018 and is enrolled in graduate school at WKU, studying intercollegiate athletic administration

CAREER STATISTICS

Year	GP	GS	Min	Avg	FG	FGA	Pct	3FG	FGA	Pct	FT	FTA	Pct	Off	Def	Tot	Avg	PF	FO	Ast	TO	Blk	Stl	Pts	Avg
PRESBYTERIAN COLLEGE																									
2014-15	20	20	661	33.0	122	235	.519	1	4	.250	68	115	.591	70	93	163	8.2	55	3	32	54	10	30	313	15.7
2015-16	31	31	902	29.1	232	427	.543	0	7	.000	163	211	.773	74	154	228	7.4	94	2	53	95	17	62	627	20.2
AUBURN																									
2016-17	DNP (sat out per transfer rules)																								
2017-18	34	34	812	23.9	112	246	.455	18	56	.321	100	119	.840	92	137	229	6.7	81	2	59	63	19	30	342	10.1
WKU																									
2018-19	7	6	152	21.7	25	55	.455	3	7	.429	23	30	.767	16	17	33	4.7	15	1	12	9	3	6	76	10.9
TOTAL	92	91	2,527	27.5	491	963	.510	22	74	.297	354	475	.745	252	401	653	7.1	245	8	156	221	49	128	1,358	14.8



#14 MAREK NELSON

SOPHOMORE | FORWARD | 6-7 | 190 | 1L
PLANO, TEXAS (SUNRISE CHRISTIAN ACADEMY)

Opp.	GS	Min	FG	A	Pct	3FG	A	Pct	FT	A	Pct	O	D	T	PF	FO	A	TO	B	S	Pts
at Washington	*	24	4	6	.667	0	0	.000	2	3	.667	0	1	1	3	0	2	3	1	0	10
UT MARTIN	*	22	0	4	.000	0	0	.000	0	2	.000	1	2	3	4	0	1	1	0	1	0
vs. Valparaiso		14	1	1	1.000	0	0	.000	0	1	.000	1	3	4	3	0	1	0	0	0	2
vs. West Virginia		17	0	2	.000	0	0	.000	0	0	.000	2	0	2	4	0	1	0	0	1	0
vs. UCF		15	1	3	.333	0	0	.000	1	2	.500	1	0	1	1	0	0	1	1	1	3
at Indiana State		13	0	3	.000	0	0	.000	0	0	.000	1	1	2	2	0	0	1	0	1	0
TENNESSEE STATE		11	0	0	.000	0	0	.000	2	2	1.000	0	1	1	2	0	0	1	1	0	2
at Missouri State		10	1	2	.500	0	0	.000	0	0	.000	1	3	4	0	0	0	0	0	0	2
at Arkansas																					
TROY																					
at Belmont																					
SAINT MARY'S (CA)																					
WISCONSIN																					
at Charlotte*																					
at Old Dominion*																					
at Marshall*																					
FIU*																					
FLORIDA ATLANTIC*																					
MARSHALL*																					
at Southern Miss*																					
at LA Tech*																					
UTSA*																					
UTEP*																					
at Rice*																					
at North Texas*																					
MIDDLE TENNESSEE*																					
UAB*																					
Potential Game*																					
Potential Game*																					
Potential Game*																					
Potential Game*																					

SEASON/CAREER HIGHS AT WKU

POINTS

Season 10, at Washington, 11/06/18
Career 12, vs. Kentucky Wesleyan, 11/15/17

REBOUNDS

Season 4, 2x, last at Missouri State, 12/05/18
Career 7, vs. Kentucky Wesleyan, 11/15/17

FIELD GOALS

Season 4, at Washington, 11/06/18
Career 5, 2x, last vs. Eastern Kentucky, 11/29/17

FIELD GOALS ATTEMPTED

Season 6, at Washington, 11/06/18
Career 8, vs. LA Tech, 12/28/17

THREE-POINT FIELD GOALS

Season 0
Career 2, at Ohio, 12/10/17

THREE-POINT FIELD GOALS ATTEMPTED

Season 0
Career 3, at Ohio, 12/10/17

FREE THROWS

Season 2, 2x, last vs. Tennessee State, 12/01/18
Career 8, vs. Missouri State, 11/10/17

FREE THROWS ATTEMPTED

Season 3, at Washington, 11/06/18
Career 10, vs. Missouri State, 11/10/17

ASSISTS

Season 2, at Washington, 11/06/18
Career 3, vs. Indiana State, 12/16/17

BLOCKED SHOTS

Season 1, 3x, last vs. Tennessee State, 12/01/18
Career 1, 11x, last vs. UCF, 11/18/18

STEALS

Season 1, 4x, last at Indiana State, 11/24/18
Career 2, 2x, last vs. Wright State, 12/02/17

MINUTES PLAYED


Season 24, at Washington, 11/06/18
Career 24, 2x, last at Washington, 11/06/18

QUICK-HITTERS

- Appeared in all 38 games as a freshman and made one start, averaging 9.2 minutes per game
- Averaged 2.6 points and 1.6 rebounds, shooting 53.5 percent from the field
- Went a perfect 5-for-5 from the field and grabbed five rebounds against Eastern Kentucky on Nov. 29
- Played career-high 24 minutes against top-25 Purdue on Nov. 23, scoring two points with five rebounds and two assists
- Averaged eight points, six rebounds and two steals per game in 2016-17 at Sunrise Christian Academy in Wichita, Kan., where he led the program in charges taken
- Played 2015-16 season at Plano East (Texas) High School and was named first-team all-District 6-6A selection
- Played on AAU circuit for Lone Star Elite
- Majoring in finance

CAREER STATISTICS

Year	GP	GS	Min	Avg	FG	FGA	Pct	3FG	FGA	Pct	FT	FTA	Pct	Off	Def	Tot	Avg	PF	FO	Ast	TO	Blk	Stl	Pts	Avg
2017-18	38	1	351	9.2	38	71	.535	5	14	.357	18	35	.514	16	44	60	1.6	43	0	8	25	9	8	99	2.6
2018-19	8	2	126	15.8	7	21	.333	0	0	.000	5	10	.500	7	11	18	2.3	19	0	5	7	2	4	19	2.4
TOTAL	46	3	477	10.4	45	92	.489	5	14	.357	23	45	.511	23	55	78	1.7	62	0	13	32	11	12	118	2.6



#20 DALANO BANTON

FRESHMAN | GUARD | 6-8 | 195 | HS
TORONTO, CANADA (REDEMPTION CHRISTIAN ACAD.)

Opp.	GS	Min	FG	A	Pct	3FG	A	Pct	FT	A	Pct	O	D	T	PF	FO	A	TO	B	S	Pts
at Washington	*	12	0	4	.000	0	1	.000	0	0	.000	0	1	1	3	0	2	2	0	0	0
UT MARTIN		16	0	2	.000	0	1	.000	0	0	.000	0	1	1	0	0	2	1	1	0	0
vs. Valparaiso		10	0	0	.000	0	0	.000	1	2	.500	0	1	1	2	0	0	1	0	0	1
vs. West Virginia		11	0	1	.000	0	0	.000	0	0	.000	0	2	2	1	0	0	2	1	0	0
vs. UCF		23	2	4	.500	0	1	.000	0	0	.000	0	7	7	3	0	4	3	1	0	4
at Indiana State		20	2	4	.500	0	2	.000	1	3	.333	3	3	6	1	0	3	1	0	0	5
TENNESSEE STATE		9	0	1	.000	0	0	.000	0	1	.000	0	1	1	1	0	0	0	0	0	0
at Missouri State		9	3	3	1.000	1	1	1.000	1	1	1.000	0	1	1	2	0	1	0	0	0	8
at Arkansas																					
TROY																					
at Belmont																					
SAINT MARY'S (CA)																					
WISCONSIN																					
at Charlotte*																					
at Old Dominion*																					
at Marshall*																					
FIU*																					
FLORIDA ATLANTIC*																					
MARSHALL*																					
at Southern Miss*																					
at LA Tech*																					
UTSA*																					
UTEP*																					
at Rice*																					
at North Texas*																					
MIDDLE TENNESSEE*																					
UAB*																					
Potential Game*																					
Potential Game*																					
Potential Game*																					
Potential Game*																					

SEASON/CAREER HIGHS AT WKU

POINTS

Season 8, at Missouri State, 12/05/18
Career Same

REBOUNDS

Season 7, vs. UCF, 11/18/18
Career Same

FIELD GOALS

Season 3, at Missouri State, 12/05/18
Career Same

FIELD GOALS ATTEMPTED

Season 4, 3x, last at Indiana State, 11/24/18
Career Same

THREE-POINT FIELD GOALS

Season 1, at Missouri State, 12/05/18
Career Same

THREE-POINT FIELD GOALS ATTEMPTED

Season 2, at Indiana State, 11/24/18
Career Same

FREE THROWS

Season 1, 3x, last at Missouri State, 12/05/18
Career Same

FREE THROWS ATTEMPTED

Season 3, at Indiana State, 11/24/18
Career Same

ASSISTS

Season 4, vs. UCF, 11/18/18
Career Same

BLOCKED SHOTS

Season 1, 3x, last vs. UCF, 11/18/18
Career Same

STEALS

Season 0
Career Same

MINUTES PLAYED

Season 23, vs. UCF, 11/18/18
Career Same

QUICK-HITTERS

- Scored a career-high eight points on 3-of-3 shooting at Missouri State on Dec. 5
- Set career highs of four points, seven rebounds and four assists in 23 minutes vs. UCF on Nov. 18
- Played 12 minutes and made his first start in his college debut at Washington on Nov. 6
- Reclassified from the 2019 class into 2018 after graduating early
- Scored more than 1,000 points as a senior at Redemption Christian Academy
- Named team MVP and Power 5 Conference MVP
- Ranked as the No. 80 player in the nation in 2018 class by Rivals and No. 92 player in the 247Sports Composite rankings
- Competed in the BioSteel All Canadian Game and finished with 19 points, eight rebounds and three steals on 9-of-16 shooting for the winning White team
- Played in the All Canadian Signature Game and named to the NPSI All Tournament Team
- Majoring in sport management

CAREER STATISTICS

Year	GP	GS	Min	Avg	FG	FGA	Pct	3FG	FGA	Pct	FT	FTA	Pct	Off	Def	Tot	Avg	PF	FO	Ast	TO	Blk	Stl	Pts	Avg
WKU																									
2018-19	8	1	110	13.8	7	19	.368	1	6	.167	3	7	.429	3	17	20	2.5	13	0	12	10	3	0	18	2.3
TOTAL	8	1	110	13.8	7	19	.368	1	6	.167	3	7	.429	3	17	20	2.5	13	0	12	10	3	0	18	2.3



#21 JAKE OHMER

SOPHOMORE | GUARD | 6-1 | 180 | 1L
TAYLOR MILL, KY. (SCOTT HS)

Opp.	GS	Min	FG	A	Pct	3FG	A	Pct	FT	A	Pct	O	D	T	PF	FO	A	TO	B	S	Pts
at Washington		31	0	3	.000	0	1	.000	0	0	.000	0	0	0	0	0	4	0	0	0	0
UT MARTIN		13	0	3	.000	0	1	.000	0	0	.000	1	1	2	0	0	1	1	0	0	0
vs. Valparaiso		6	0	2	.000	0	2	.000	0	0	.000	0	0	0	0	0	1	0	0	0	0
vs. West Virginia		8	0	0	.000	0	0	.000	0	1	.000	0	0	0	1	0	0	0	0	0	0
vs. UCF		6	0	0	.000	0	0	.000	0	0	.000	0	0	0	0	0	1	2	0	0	0
at Indiana State		3	0	1	.000	0	0	.000	0	0	.000	0	0	0	1	0	0	0	0	1	0
TENNESSEE STATE	DNP																				
at Missouri State	DNP																				
at Arkansas																					
TROY																					
at Belmont																					
SAINT MARY'S (CA)																					
WISCONSIN																					
at Charlotte*																					
at Old Dominion*																					
at Marshall*																					
FIU*																					
FLORIDA ATLANTIC*																					
MARSHALL*																					
at Southern Miss*																					
at LA Tech*																					
UTSA*																					
UTEP*																					
at Rice*																					
at North Texas*																					
MIDDLE TENNESSEE*																					
UAB*																					
Potential Game*																					
Potential Game*																					
Potential Game*																					
Potential Game*																					

SEASON/CAREER HIGHS AT WKU

POINTS

Season 0
Career 15, vs. Purdue, 11/23/17

REBOUNDS

Season 2, vs. UT Martin, 11/10/18
Career 5, vs. Eastern Kentucky, 11/29/17

FIELD GOALS

Season 0
Career 5, 3x, last at Wisconsin, 12/13/17

FIELD GOALS ATTEMPTED

Season 3, 2x, last vs. UT Martin, 11/10/18
Career 13, 2x, last vs. Belmont, 12/19/17

THREE-POINT FIELD GOALS

Season 0
Career 3, 4x, last at Rice, 02/17/18

THREE-POINT FIELD GOALS ATTEMPTED

Season 2, vs. Valparaiso, 11/15/18
Career 8, at Ohio, 12/10/17

FREE THROWS

Season 0
Career 7, vs. Kentucky Wesleyan, 11/15/17

FREE THROWS ATTEMPTED

Season 1, vs. RV/#13 West Virginia, 11/16/18
Career 8, vs. Kentucky Wesleyan, 11/15/17

ASSISTS

Season 4, at Washington, 11/06/18
Career Same

BLOCKED SHOTS

Season 0
Career Same

STEALS

Season 1, at Indiana State, 11/24/18
Career 3, 2x, last vs. Indiana State, 12/16/17

MINUTES PLAYED


Season 31, at Washington, 11/06/18
Career 31, 2x, last at Washington, 11/06/18

QUICK-HITTERS

- Appeared in 37 games as a freshman, making one start, while averaging 16.5 minutes per game
- Averaged 5.6 points per game, netted 35 3-pointers and shot 79.2 percent from the free-throw line
- Named C-USA Freshman of the Week on Nov. 27 after averaging 11 points and netting 8 of 11 shots from long range at the Battle 4 Atlantis tournament
- Knocked down three 3-pointers against SMU on Nov. 24, including the game-winning 3 with 4.5 seconds remaining
- Scored career-high 15 points and made all three 3-pointers against top-25 Purdue on Nov. 23
- Averaged 27.8 points and 8.4 rebounds per game as a senior at Scott High School and broke school record with 2,705 career points
- Shot 52.7 percent from the field as a senior, including 41.6 percent from 3-point range
- Shined in 2017 Kentucky state tournament, scoring 106 points across three games, where he was first noticed by WKU coach Rick Stansbury
- First-team all-state selection and competed in both the Kentucky-Indiana All-Star Classic and the KABC East-West All-Star Game

CAREER STATISTICS

Year	GP	GS	Min	Avg	FG	FGA	Pct	3FG	FGA	Pct	FT	FTA	Pct	Off	Def	Tot	Avg	PF	FO	Ast	TO	Blk	Stl	Pts	Avg
2017-18	37	1	609	16.5	68	184	.370	35	114	.307	38	48	.792	12	28	40	1.1	51	2	34	20	0	23	209	5.6
2018-19	6	0	68	11.3	0	9	.000	0	4	.000	0	1	.000	1	1	2	0.3	2	0	7	3	0	1	0	0.0
TOTAL	43	1	677	15.7	68	193	.352	35	118	.297	38	49	.776	13	29	42	1.0	53	2	41	23	0	24	209	4.9



#23 CHARLES BASSEY

FRESHMAN | CENTER | 6-11 | 245 | HS
LAGOS, NIGERIA (ASPIRE ACADEMY)

Opp.	GS	Min	FG	A	Pct	3FG	A	Pct	FT	A	Pct	O	D	T	PF	FO	A	TO	B	S	Pts
at Washington	*	28	5	9	.556	0	0	.000	1	4	.250	3	9	12	5	1	0	1	2	2	11
UT MARTIN	*	23	5	7	.714	0	0	.000	5	5	1.000	4	5	9	3	0	2	0	4	1	15
vs. Valparaiso	*	26	2	4	.500	0	0	.000	4	8	.500	2	4	6	3	0	1	4	3	0	8
vs. West Virginia	*	31	3	7	.429	0	1	.000	7	8	.875	4	11	15	4	0	0	3	1	2	13
vs. UCF	*	33	10	18	.556	1	1	1.000	4	9	.444	5	5	10	3	0	1	3	1	2	25
at Indiana State	*	33	6	7	.857	1	1	1.000	3	3	1.000	4	4	8	1	0	0	3	4	1	16
TENNESSEE STATE	*	30	2	4	.500	1	1	1.000	0	0	.000	1	6	7	3	0	0	3	2	3	5
at Missouri State	*	36	6	9	.667	0	1	.000	5	6	.833	3	7	10	2	0	1	3	2	2	17
at Arkansas																					
TROY																					
at Belmont																					
SAINT MARY'S (CA)																					
WISCONSIN																					
at Charlotte*																					
at Old Dominion*																					
at Marshall*																					
FIU*																					
FLORIDA ATLANTIC*																					
MARSHALL*																					
at Southern Miss*																					
at LA Tech*																					
UTSA*																					
UTEP*																					
at Rice*																					
at North Texas*																					
MIDDLE TENNESSEE*																					
UAB*																					
Potential Game*																					
Potential Game*																					
Potential Game*																					
Potential Game*																					

SEASON/CAREER HIGHS AT WKU

POINTS

Season	25, vs. UCF, 11/18/18
Career	Same

REBOUNDS

Season	15, vs. RV/#13 West Virginia, 11/16/18
Career	Same

FIELD GOALS

Season	10, vs. UCF, 11/18/18
Career	Same

FIELD GOALS ATTEMPTED

Season	18, vs. UCF, 11/18/18
Career	Same

THREE-POINT FIELD GOALS

Season	1, 3x, last vs. Tennessee State, 12/01/18
Career	Same

THREE-POINT FIELD GOALS ATTEMPTED

Season	1, 5x, last at Missouri State, 12/05/18
Career	Same

FREE THROWS

Season	7, vs. RV/#13 West Virginia, 11/16/18
Career	Same

FREE THROWS ATTEMPTED

Season	9, vs. UCF, 11/18/18
Career	Same

ASSISTS

Season	2, vs. UT Martin, 11/10/18
Career	Same

BLOCKED SHOTS

Season	4, 2x, last at Indiana State, 11/24/18
Career	Same

STEALS

Season	3, vs. Tennessee State, 12/01/18
Career	Same

MINUTES PLAYED

Season	36, at Missouri State, 12/05/18
Career	Same

QUICK-HITTERS

- Scored 25 points with 10 rebounds, including his first 3-pointer, against UCF on Nov. 18
- Totaled 13 points and a career-high 15 rebounds in 31 minutes against West Virginia on Nov. 16
- Recorded a double-double with 11 points and 12 rebounds in his college debut at Washington on Nov. 6
- Named to Kareem Abdul-Jabbar Award Watch List
- Reclassified from the 2019 class into 2018 after graduating early with a near-perfect GPA
- Turned 18 years old on Oct. 28 and is among the youngest players in college basketball
- Averaged 19.4 points, 12.8 rebounds, 3.4 blocks, 2.9 assists and 1.7 steals per game as a junior for Aspire Academy in Louisville
- Ranked as the No. 6 player in the nation in the 2018 class in the 247Sports Composite rankings and No. 9 by Rivals
- Spent first two years at St. Anthony Catholic School in San Antonio, Texas
- Became first player ever to be named MVP two years in a row at the Pangos All-American Camp
- Broke the Nike Hoop Summit record for rebounds with 17 in the World team's victory over Team USA in April 2018; also named MVP of the 2018 Basketball Without Borders camp in Los Angeles
- Majoring in sport management

CAREER STATISTICS

Year	GP	GS	Min	Avg	FG	FGA	Pct	3FG	FGA	Pct	FT	FTA	Pct	Off	Def	Tot	Avg	PF	FO	Ast	TO	Blk	Stl	Pts	Avg
2018-19	8	8	240	30.0	39	65	.600	3	5	.600	29	43	.674	26	51	77	9.6	24	1	5	20	19	13	110	13.8
TOTAL	8	8	240	30.0	39	65	.600	3	5	.600	29	43	.674	26	51	77	9.6	24	1	5	20	19	13	110	13.8

HILLTOPPER IMG SPORTS NETWORK

The Hilltoppers can be heard on the radio on 13 different stations throughout the Commonwealth of Kentucky, which reaches over 1.5 million potential listeners.

- WLX-FM (100.7) Bowling Green*
- WIEL-FM (106.1) Elizabethtown
- WIEL-AM (1400) Elizabethtown
- WFKN-AM (1220) Franklin
- WCDS-AM (1230) Glasgow
- WXAM-AM (1430) Hodgenville
- WHOP-FM (95.3) Hopkinsville
- WHOP-AM (1230) Hopkinsville
- WXVW-FM (96.1) Louisville
- WXVW-AM (1450) Louisville
- WTTL-FM (1310) Madisonville
- WPKY-AM (1580) Princeton
- WTLO-AM (1480) Somerset

** denotes flagship station*

GAME-BY-GAME HIGHLIGHTS

OCTOBER 30, 2018 | WKU 91, CAMPBELLSVILLE 66 (EXH.) | BOWLING GREEN, KY.

- The Hilltoppers shot 56.3 percent from the field and outscored Campbellsville 52-18 with 11 dunks
- WKU recorded 14 steals with eight blocks and scored 34 points off Campbellsville's turnovers
- Josh Anderson led WKU with 22 points, six steals and five assists
- Jared Savage scored 19 points, and Charles Bassey recorded a double-double with 12 points, 11 rebounds and three blocks

NOVEMBER 3, 2018 | WKU 96, KENTUCKY WESLEYAN 71 (EXH.) | BOWLING GREEN, KY.

- The Hilltoppers shot 50 percent from the field and outrebounded KWC 56-29
- Taveion Hollingsworth and Charles Bassey each scored 24 points and recorded a double-double
- Jared Savage scored 17 points and netted five 3-pointers with seven rebounds
- Dalano Banton filled up the stat sheet with nine points, 10 rebounds and seven assists

NOVEMBER 6, 2018 | NO. 25/24 WASHINGTON 73, WKU 55 | SEATTLE, WASH.

- The Hilltoppers led by nine at halftime, but scored just 19 points in the second half
- Jared Savage led WKU with 15 points in his Hilltopper debut
- Charles Bassey recorded a double-double with 11 points and 12 rebounds in his college debut
- Savage and Taveion Hollingsworth both played a full 40 minutes

NOVEMBER 10, 2018 | WKU 86, UT MARTIN 71 | BOWLING GREEN, KY.

- The Hilltoppers scored 50 points in the paint and outrebounded UT Martin 45-32
- WKU used a 23-5 run in the first half to turn a four-point deficit into a 14-point advantage
- Taveion Hollingsworth led all scorers with 22 points
- Desean Murray contributed 18 points, seven rebounds, three assists and three steals in his WKU debut

NOVEMBER 15, 2018 | WKU 83, VALPARAISO 71 | CONWAY, S.C.

- Jared Savage scored a career-high 25 points and made five 3-pointers
- Taveion Hollingsworth scored 23 points and added a career-high nine rebounds
- The Hilltoppers shot 50.9 percent from the field and outrebounded Valpo 41-31

NOVEMBER 16, 2018 | WKU 63, RV/NO. 13 WEST VIRGINIA 57 | CONWAY, S.C.

- The Hilltoppers overcame 32.1 percent shooting by netting 27 of 34 free throws
- WKU forced 22 turnovers with 15 steals and converted those miscues into 20 points
- Charles Bassey had his second career double-double with 13 points and a career-high 15 rebounds
- Taveion Hollingsworth, Josh Anderson and Jared Savage grabbed four steals each

NOVEMBER 18, 2018 | UCF 78, WKU 62 | CONWAY, S.C.

- The Hilltoppers led 32-28 at halftime, but UCF went on a 17-4 run to start the second half
- Charles Bassey finished with 25 points and 10 rebounds, including his first 3-pointer, and scored WKU's first 11 points
- UCF shot 50.9 percent from the field and made 7 of 11 3-pointers in the second half

NOVEMBER 24, 2018 | INDIANA STATE 63, WKU 54 | TERRE HAUTE, IND.

- The Hilltoppers shot 36.8 percent from the field and committed 15 turnovers, including nine in the second half
- Charles Bassey led WKU with 16 points, eight rebounds and four blocks
- Indiana State made 9 of 18 3-pointers and outscored WKU 18-5 off the bench

DECEMBER 1, 2018 | WKU 88, TENNESSEE STATE 74 | BOWLING GREEN, KY.

- The Hilltoppers made 36 of 45 free throws and shot 50 percent from the field
- Jared Savage led four WKU players in double figures with 20 points, including a 13-for-13 clip on free throws
- Taveion Hollingsworth scored 19 points with three assists in his first starting role at point guard
- Josh Anderson scored 15 points, all in the second half

DECEMBER 5, 2018 | MISSOURI STATE 84, WKU 78 | SPRINGFIELD, MO.

- Missouri State shot 75 percent from the field in the second half and scored on 13 of its first 15 possessions after the break
- WKU shot 50.9 percent itself, including a 61.3 percent clip in the second half
- Taveion Hollingsworth led the Hilltoppers with a season-high 24 points and four 3-pointers
- Charles Bassey registered his fourth career double-double with 17 points and 10 rebounds

2018-19 RESULTS

DATE	OPPONENT	SCORE	ATTENDANCE	WKU HIGH POINTS	WKU HIGH REBOUNDS	OPP HIGH POINTS
11/6	at Washington	L, 73-55	5,721	J. Savage (15)	C. Bassey (12)	Noah Dickerson (18)
11/10	UT MARTIN	W, 86-71	5,815	T. Hollingsworth (22)	C. Bassey (9)	Delfincko Bogan (18)
11/15	vs. Valparaiso	W, 83-71	3,620	J. Savage (25)	T. Hollingsworth (9)	Markus Golder (15)
11/16	vs. West Virginia	W, 63-57	3,370	Bassey/Hollingsworth (13)	C. Bassey (15)	Esa Ahmad (12)
11/18	vs. UCF	L, 78-62	3,018	C. Bassey (25)	C. Bassey (10)	Aubrey Dawkins (21)
11/24	at Indiana State	L, 63-54	3,032	C. Bassey (16)	J. Savage (9)	Jordan Barnes (17)
12/1	TENNESSEE STATE	W, 88-74	6,071	J. Savage (20)	D. Murray (8)	Kamar McKnight (30)
12/5	at Missouri State	L, 84-78	4,893	T. Hollingsworth (24)	C. Bassey (10)	Tulio Da Silva (18)
12/8	at Arkansas					
12/16	TROY					
12/19	at Belmont					
12/22	SAINT MARY'S (CA)					
12/29	WISCONSIN					
1/3	at Charlotte					
1/5	at Old Dominion					
1/12	at Marshall					
1/17	FIU					
1/19	FLORIDA ATLANTIC					
1/21	MARSHALL					
1/24	at Southern Miss					
1/26	at LA Tech					
1/31	UTSA					
2/2	UTEP					
2/7	at Rice					
2/9	at North Texas					
2/14	MIDDLE TENNESSEE					
2/16	UAB					
2/23	Potential Game					
2/28	Potential Game					
3/3	Potential Game					
3/6	Potential Game					
3/9	Potential Game					

2018-19 GAME-BY-GAME STARTING LINEUPS

DATE	OPPONENT	G	G	G/F	F	C	RECORD*
11/6	at Washington	Banton	Hollingsworth	Savage	Nelson	Bassey	0-1
11/10	UT MARTIN	Anderson	Hollingsworth	Savage	Nelson	Bassey	1-0
11/15	vs. Valparaiso	Anderson	Hollingsworth	Savage	Murray	Bassey	1-0
11/16	vs. West Virginia	Anderson	Hollingsworth	Savage	Murray	Bassey	2-0
11/18	vs. UCF	Anderson	Hollingsworth	Savage	Murray	Bassey	2-1
11/24	at Indiana State	Anderson	Hollingsworth	Savage	Murray	Bassey	2-2
12/1	TENNESSEE STATE	Anderson	Hollingsworth	Savage	Murray	Bassey	3-2
12/5	at Missouri State	Anderson	Hollingsworth	Savage	Murray	Bassey	3-3
12/8	at Arkansas						
12/16	TROY						
12/19	at Belmont						
12/22	SAINT MARY'S (CA)						
12/29	WISCONSIN						
1/3	at Charlotte						
1/5	at Old Dominion						
1/12	at Marshall						
1/17	FIU						
1/19	FLORIDA ATLANTIC						
1/21	MARSHALL						
1/24	at Southern Miss						
1/26	at LA Tech						
1/31	UTSA						
2/2	UTEP						
2/7	at Rice						
2/9	at North Texas						
2/14	MIDDLE TENNESSEE						
2/16	UAB						
2/23	Potential Game						
2/28	Potential Game						
3/3	Potential Game						
3/6	Potential Game						
3/9	Potential Game						

(*) running count of WKU's record with listed lineup

2018-19 GAME-BY-GAME COMPARISON

DATE	OPPONENT	FGM-A/%	3FG-A/%	FTM-A/%	OR-DR-TOT	PF	AST	TO	BK	STL	PTS
11/6	WKU	20-53/.377	5-13/.385	10-16/.625	7-26-33	22	15	16	5	3	55
	at Washington	26-65/.400	5-25/.200	16-20/.800	12-27-39	22	11	8	9	6	73
11/10	WKU	34-63/.523	5-17/.294	13-21/.619	15-30-45	19	15	13	8	9	86
	UT MARTIN	25-59/.424	8-25/.320	13-23/.565	11-21-32	18	10	13	3	6	71
11/15	WKU	27-53/.509	9-17/.529	20-33/.606	14-27-41	19	13	14	4	8	83
	vs. Valparaiso	24-61/.393	9-31/.290	14-18/.778	13-18-31	24	15	12	0	5	71
11/16	WKU	17-53/.321	2-9/.222	27-34/.794	12-23-35	22	4	13	5	15	63
	vs. West Virginia	18-54/.333	6-25/.240	15-19/.789	15-29-44	22	11	22	7	7	57
11/18	WKU	22-55/.400	4-12/.333	14-21/.667	11-23-34	24	15	15	4	7	62
	vs. UCF	28-55/.509	10-20/.500	12-24/.500	11-25-36	17	20	11	3	7	78
11/24	WKU	21-57/.368	4-18/.222	8-12/.667	14-24-38	16	8	15	6	6	54
	at Indiana State	23-56/.411	9-18/.500	8-13/.615	12-24-36	18	13	13	4	5	63
12/1	WKU	24-48/.500	4-13/.308	36-45/.800	10-21-31	21	6	14	7	7	88
	TENNESSEE STATE	25-54/.463	5-18/.278	19-25/.760	10-21-31	34	12	18	3	4	74
12/5	WKU	29-57/.509	8-15/.533	12-16/.750	6-19-25	13	10	12	3	8	78
	at Missouri State	33-60/.550	11-27/.407	7-9/.778	9-23-32	11	15	13	4	5	84
12/8	WKU										
	at Arkansas										
12/16	WKU										
	TROY										
12/19	WKU										
	at Belmont										
12/22	WKU										
	SAINT MARY'S (CA)										
12/29	WKU										
	WISCONSIN										
1/3	WKU										
	at Charlotte										
1/5	WKU										
	at Old Dominion										
1/12	WKU										
	at Marshall										
1/17	WKU										
	FIU										
1/19	WKU										
	FLORIDA ATLANTIC										
1/21	WKU										
	MARSHALL										
1/24	WKU										
	at Southern Miss										
1/26	WKU										
	at LA Tech										
1/31	WKU										
	UTSA										
2/2	WKU										
	UTEP										
2/7	WKU										
	at Rice										
2/9	WKU										
	at North Texas										
2/14	WKU										
	MIDDLE TENNESSEE										
2/16	WKU										
	UAB										
2/23	WKU										
	Potential Game										
2/28	WKU										
	Potential Game										
3/3	WKU										
	Potential Game										
3/6	WKU										
	Potential Game										
3/9	WKU										
	Potential Game										

2018-19 SPECIALTY STATS (LISTED: WKU-OPPONENT)

DATE	OPPONENT	IN PAINT	OFF TO	SECOND CHANCE	FAST BREAK	BENCH	LARGEST LEAD	LARGEST DEFICIT	LEAD CHANGES	TIES
11/6	at Washington	22-34	4-13	1-12	7-13	5-12	9	18	6	8
11/10	UT MARTIN	50-32	12-16	17-9	12-7	26-32	18	8	4	2
11/15	vs. Valparaiso	34-26	16-12	19-14	15-11	7-24	14	5	6	5
11/16	vs. West Virginia	26-24	20-10	13-8	6-7	9-14	6	6	10	6
11/18	vs. UCF	24-30	12-23	10-11	14-11	7-21	11	16	1	2
11/24	at Indiana State	34-22	17-13	12-14	8-8	5-18	5	9	1	3
12/1	TENNESSEE STATE	32-40	21-9	11-14	4-4	12-7	15	3	4	1
12/5	at Missouri State	32-40	10-14	8-8	6-2	12-26	8	15	11	2
12/8	at Arkansas									
12/16	TROY									
12/19	at Belmont									
12/22	SAINT MARY'S (CA)									
12/29	WISCONSIN									
1/3	at Charlotte									
1/5	at Old Dominion									
1/12	at Marshall									
1/17	FIU									
1/19	FLORIDA ATLANTIC									
1/21	MARSHALL									
1/24	at Southern Miss									
1/26	at LA Tech									
1/31	UTSA									
2/2	UTEP									
2/7	at Rice									
2/9	at North Texas									
2/14	MIDDLE TENNESSEE									
2/16	UAB									
2/23	Potential Game									
2/28	Potential Game									
3/3	Potential Game									
3/6	Potential Game									
3/9	Potential Game									

2018-19 TEAM SUPERLATIVES

WKU	HIGHS	LOWS
Points	88 (vs. Tennessee State, 12/01)	54 (at Indiana State, 11/24)
First-half points	49 (vs. Valparaiso, 11/15)	29 (at Missouri State, 12/05)
Second-half points	50 (vs. Tennessee State, 12/01)	19 (at #25/24 Washington, 11/06)
Overtime points		
Winning margin	15 (vs. UT Martin, 11/10)	6 (vs. RV/#13 West Virginia, 11/16)
Field goals	33 (vs. RV/#13 West Virginia, 11/16)	17 (vs. RV/#13 West Virginia, 11/16)
Field goals attempted	65 (vs. UT Martin, 11/10)	48 (vs. Tennessee State, 12/01)
Field goal percentage	.523 (vs. UT Martin, 11/10)	.321 (vs. RV/#13 West Virginia, 11/16)
3-point field goals	9 (vs. Valparaiso, 11/15)	2 (vs. RV/#13 West Virginia, 11/16)
3-point field goals attempted	18 (at Indiana State, 11/24)	9 (vs. RV/#13 West Virginia, 11/16)
3-point field goal percentage	.533 (at Missouri State, 12/05)	.222 (2 times)
Free throws	36 (vs. Tennessee State, 12/01)	8 (at Indiana State, 11/24)
Free throws attempted	45 (vs. Tennessee State, 12/01)	12 (at Indiana State, 11/24)
Free throw percentage	.800 (vs. Tennessee State, 12/01)	.619 (vs. UT Martin, 11/10)
Rebounds	45 (vs. UT Martin, 11/10)	25 (at Missouri State, 12/05)
Offensive rebounds	15 (vs. UT Martin, 11/10)	6 (at Missouri State, 12/05)
Defensive rebounds	30 (vs. UT Martin, 11/10)	19 (at Missouri State, 12/05)
Personal fouls	24 (vs. UCF, 11/18)	13 (at Missouri State, 12/05)
Assists	15 (3 times)	4 (vs. RV/#13 West Virginia, 11/16)
Turnovers	16 (at #25/24 Washington, 11/06)	12 (at Missouri State, 12/05)
Blocked shots	8 (vs. UT Martin, 11/10)	3 (at Missouri State, 12/05)
Steals	15 (vs. RV/#13 West Virginia, 11/16)	3 (at #25/24 Washington, 11/06)

OPPONENTS	HIGHS	LOWS
Points	84 (at Missouri State, 12/05)	57 (vs. RV/#13 West Virginia, 11/16)
First-half points	39 (vs. Valparaiso, 11/15)	27 (at #25/24 Washington, 11/06)
Second-half points	56 (at Missouri State, 12/05)	22 (vs. RV/#13 West Virginia, 11/16)
Overtime points		
Winning margin	18 (at #25/24 Washington, 11/06)	6 (at Missouri State, 12/05)
Field goals	33 (at Missouri State, 12/05)	18 (vs. RV/#13 West Virginia, 11/16)
Field goals attempted	65 (at #25/24 Washington, 11/06)	54 (2 times)
Field goal percentage	.550 (at Missouri State, 12/05)	.333 (vs. RV/#13 West Virginia, 11/16)
3-point field goals	11 (at Missouri State, 12/05)	5 (2 times)
3-point field goals attempted	31 (vs. Valparaiso, 11/15)	18 (2 times)
3-point field goal percentage	.500 (2 times)	.200 (at #25/24 Washington, 11/06)
Free throws	19 (vs. Tennessee State, 12/01)	7 (at Missouri State, 12/05)
Free throws attempted	25 (vs. Tennessee State, 12/01)	9 (at Missouri State, 12/05)
Free throw percentage	.800 (at #25/24 Washington, 11/06)	.500 (vs. UCF, 11/18)
Rebounds	44 (vs. RV/#13 West Virginia, 11/16)	31 (2 times)
Offensive rebounds	15 (vs. RV/#13 West Virginia, 11/16)	9 (at Missouri State, 12/05)
Defensive rebounds	29 (vs. RV/#13 West Virginia, 11/16)	18 (vs. Valparaiso, 11/15)
Personal fouls	34 (vs. Tennessee State, 12/01)	11 (at Missouri State, 12/05)
Assists	20 (vs. UCF, 11/18)	10 (vs. UT Martin, 11/10)
Turnovers	22 (vs. RV/#13 West Virginia, 11/16)	8 (at #25/24 Washington, 11/06)
Blocked shots	9 (at #25/24 Washington, 11/06)	0 (vs. Valparaiso, 11/15)
Steals	7 (2 times)	4 (vs. Tennessee State, 12/01)

2018-19 INDIVIDUAL SUPERLATIVES

WKU HIGHS

Points	25 (2 times)
Field goals	10 (Bassey vs. UCF, 11/18)
Field goals attempted	18 (Bassey vs. UCF, 11/18)
Field goal percentage (min. 6 att.)	.857 [6-7] (Bassey at Indiana State, 11/24)
3-point field goals	5 (Savage vs. Valparaiso, 11/15)
3-point field goals attempted	9 (Savage vs. Valparaiso, 11/15)
3-point field goal percentage (min. 4 att.)	.600 [3-5] (Hollingsworth vs. Valparaiso, 11/15)
Free throws	13 (Savage vs. Tennessee State, 12/01)
Free throws attempted	13 (Savage vs. Tennessee State, 12/01)
Free throw percentage (min. 6 att.)	1.000 [13-13] (Savage vs. Tennessee State, 12/01)
Rebounds	15 (Bassey vs. RV/#13 West Virginia, 11/16)
Assists	5 (Anderson vs. UCF, 11/18)
Turnovers	6 (Hollingsworth vs. Tennessee State, 12/01)
Blocked shots	4 (2 times)
Steals	4 (3 times)
Minutes	40 (3 times)

OPPONENT HIGHS

Points	30 (Kamar McKnight, [Tennessee State], 12/01)
Field goals	10 (Kamar McKnight, [Tennessee State], 12/01)
Field goals attempted	18 (Kevin Little, [UT Martin], 11/10)
Field goal percentage (min. 6 att.)	.833 [5-6] (Stokley Chaffee Jr., [Tennessee State], 12/01)
3-point field goals	5 (Aubrey Dawkins, [UCF], 11/18)
3-point field goals attempted	11 (Kevin Little, [UT Martin], 11/10)
3-point field goal percentage (min. 4 att.)	.600 [3-5] (Kamar McKnight, [Tennessee State], 12/01)
Free throws	8 (Donte Fitzpatrick-Dorsey, [Tennessee State], 12/01)
Free throws attempted	10 (2 times)
Free throw percentage (min. 6 att.)	1.000 [6-6] (Delfinco Bogan, [UT Martin], 11/10)
Rebounds	10 (Stokley Chaffee Jr., [Tennessee State], 12/01)
Assists	7 (3 times)
Turnovers	5 (2 times)
Blocked shots	6 (Matisse Thybulle, [Washington], 11/06)
Steals	4 (Terrell Allen, [UCF], 11/18)
Minutes	39, (Kevin Little, [UT Martin], 11/10)

WKU'S TOP INDIVIDUAL GAMES

Points

1. Jared Savage vs. Valparaiso	25
Charles Bassey vs. UCF	25
3. Taveion Hollingsworth at Missouri State.....	24
4. Taveion Hollingsworth vs. Valparaiso	23
5. Taveion Hollingsworth vs. UT Martin.....	22
6. Jared Savage vs. Tennessee State.....	20
7. Taveion Hollingsworth vs. Tennessee State..	19
8. Desean Murray vs. UT Martin.....	18
9. Desean Murray vs. Tennessee State.....	17
Charles Bassey at Missouri State.....	17

Rebounds

1. Charles Bassey vs. West Virginia.....	15
2. Charles Bassey at Washington.....	12
3. Charles Bassey vs. UCF	10
Charles Bassey at Missouri State.....	10
5. Charles Bassey vs. UT Martin.....	9
Taveion Hollingsworth vs. Valparaiso	9
Jared Savage at Indiana State.....	9
8. Charles Bassey at Indiana State	8
Desean Murray vs. Tennessee State.....	8
10. Taveion Hollingsworth vs. UT Martin	7
Tolu Smith vs. UT Martin	7
Desean Murray vs. UT Martin.....	7
Josh Anderson vs. Valparaiso.....	7
Dalano Banton vs. UCF	7
Charles Bassey vs. Tennessee State.....	7

Assists

1. Josh Anderson vs. UCF	5
2. Taveion Hollingsworth at Washington.....	4
Jake Ohmer at Washington	4
Dalano Banton vs. UCF	4
Taveion Hollingsworth at Missouri State.....	4

Blocked Shots

1. Charles Bassey vs. UT Martin.....	4
Charles Bassey at Indiana State	4
3. Charles Bassey vs. Valparaiso	3
4. Charles Bassey at Washington.....	2
Josh Anderson at Indiana State	2
Charles Bassey vs. Tennessee State.....	2
Charles Bassey at Missouri State.....	2

Steals

1. Jared Savage vs. West Virginia	4
Taveion Hollingsworth vs. West Virginia	4
Josh Anderson vs. West Virginia	4
4. 7 times.....	3

Minutes Played

1. Taveion Hollingsworth at Washington.....	40
Jared Savage at Washington	40
Jared Savage at Indiana State.....	40
4. Jared Savage vs. Tennessee State.....	39
Taveion Hollingsworth vs. Tennessee State..	39
6. Taveion Hollingsworth vs. West Virginia	38
Jared Savage vs. West Virginia	38
Taveion Hollingsworth vs. UCF	38
Jared Savage at Missouri State.....	38
10. Taveion Hollingsworth vs. Valparaiso	37
Jared Savage vs. Valparaiso	37
Taveion Hollingsworth at Missouri State.....	37

EXHIBITION 1

Oct. 30, 2018 • WKU 91, Campbellsville 66

Official Basketball Box Score -- Game Totals -- Final Statistics
Campbellsville vs WKU
10/30/18 7 p.m. CT at Bowling Green, Ky. (E.A. Diddle Arena)

Campbellsville 66 • 1-0

#	Player	Total			3-Ptr			Rebounds			PF	TP	A	TO	Blk	Stl	Min
		FG	FGA	FT	FTA	Off	Def	Tot	PF	TP							
00	EVANS, Deion	f	3-6	1-2	0-0	1	3	4	2	7	0	1	0	0	0	0	27
32	SMITH, Andrew	f	2-12	1-4	1-4	1	6	7	3	6	4	1	2	1	1	33	33
02	KING, Jacob	g	0-2	0-0	0-0	0	0	0	2	0	2	2	0	0	0	20	20
14	ADAMS, Stephaun	g	6-10	4-7	1-2	2	2	4	3	17	3	4	0	2	2	24	24
24	TYLER, Hagen	g	6-17	5-14	2-2	1	10	11	0	19	2	4	1	1	1	33	33
03	FLETCHER, Calvin		1-4	1-3	0-0	0	0	0	1	3	0	2	0	0	0	14	14
04	TAYLOR, Ronald		1-1	0-0	2-2	0	1	1	2	4	1	3	0	0	0	15	15
05	DURAN, Joan		3-7	0-1	1-2	2	2	4	3	7	1	1	0	0	1	17	17
11	KING, Shane		1-1	1-1	0-0	0	0	0	0	3	0	0	0	0	0	4	4
22	WEINING, Sam		0-3	0-3	0-0	0	0	0	1	0	0	2	0	0	0	13	13
Team						3	1	4		2							
Totals			23-63	13-35	7-12	10	25	35	17	66	13	22	3	5	200	200	200

FG % 1st Half: 14-34 41.2% 2nd half: 9-29 31.0% Game: 23-63 36.5%
 3FG % 1st Half: 10-23 43.5% 2nd half: 3-12 25.0% Game: 13-35 37.1%
 FT % 1st Half: 1-4 25.0% 2nd half: 6-8 75.0% Game: 7-12 58.3%

WKU 91 • 0-0

#	Player	Total			3-Ptr			Rebounds			PF	TP	A	TO	Blk	Stl	Min
		FG	FGA	FT	FTA	Off	Def	Tot	PF	TP							
13	MURRAY, Desean	f	6-9	0-1	2-3	1	2	3	2	14	0	0	0	2	22	22	22
23	BASSEY, Charles	c	6-11	0-0	0-0	0	11	11	5	12	1	4	3	1	26	26	26
02	SAVAGE, Jared	g	7-12	3-5	2-2	1	5	6	0	19	4	0	1	1	30	30	30
04	ANDERSON, Josh	g	7-13	1-1	7-9	0	2	2	3	22	5	3	0	6	28	28	28
21	OHMER, Jake	g	3-6	2-3	0-0	0	4	4	2	8	2	2	2	0	2	29	29
00	SMITH, Tolu		1-2	0-0	0-0	1	0	1	2	2	1	1	0	0	7	7	7
05	HORTON, Matt		1-1	0-0	1-2	0	1	1	0	3	0	0	1	0	9	9	9
12	DIAGNE, Moustapha		0-3	0-2	0-0	0	1	1	0	0	0	1	0	1	10	10	10
14	NELSON, Marek		1-2	0-1	0-0	0	2	2	1	2	1	0	1	0	13	13	13
20	BANTON, Dalano		4-5	0-1	1-4	1	5	6	0	9	4	3	0	0	26	26	26
Team						3	0	3									
Totals			36-64	6-14	13-20	7	33	40	15	91	18	14	8	14	200	200	200

FG % 1st Half: 19-31 61.3% 2nd half: 17-33 51.5% Game: 36-64 56.3%
 3FG % 1st Half: 3-8 37.5% 2nd half: 3-6 50.0% Game: 6-14 42.9%
 FT % 1st Half: 6-12 50.0% 2nd half: 7-8 87.5% Game: 13-20 65.0%

Officials: James Breeding, Steve Divine, Davis Maxwell
 Technical fouls: Campbellsville-None. WKU-None.
 Attendance: 4876

Score by periods	1st	2nd	Total
Campbellsville	39	27	66
WKU	47	44	91

Last FG - CAMP 2nd-00:23, WKU 2nd-01:09.
 Largest lead - CAMP by 2 1st-17:25, WKU by 27 2nd-03:14.
 CAMP led for 02:34. WKU led for 35:31. Game was tied for 01:55.

Score tied - 4 times.
 Lead changed - 10 times.

GAME 1

Nov. 6, 2018 • No. 25/24 Washington 73, WKU 55

Official Basketball Box Score -- Game Totals -- Final Statistics
WKU vs Washington
11/06/18 7:30 pm at

WKU 55 • 0-1

#	Player	Total			3-Ptr			Rebounds			PF	TP	A	TO	Blk	Stl	Min
		FG	FGA	FT	FTA	Off	Def	Tot	PF	TP							
02	SAVAGE, Jared	f	4-12	3-7	4-5	0	6	6	4	9	2	15	2	1	0	0	40
14	NELSON, Marek	f	4-6	0-0	2-3	0	1	1	3	10	2	3	1	0	0	24	24
23	BASSEY, Charles	c	5-9	0-0	1-4	3	9	12	5	11	0	1	2	2	28	28	28
11	HOLLINGSWORTH, T.	g	6-15	2-4	0-0	0	4	4	1	14	4	3	0	1	40	40	40
20	BANTON, Dalano	g	0-4	0-1	0-0	0	1	1	3	0	2	2	0	0	12	12	12
00	SMITH, Tolu		1-1	0-0	1-2	0	0	0	1	3	0	0	0	0	5	5	5
04	ANDERSON, Josh		0-3	0-0	0-0	1	2	3	5	0	1	4	1	0	13	13	13
05	HORTON, Matt		0-0	0-0	2-2	0	2	2	2	0	1	1	0	0	7	7	7
21	OHMER, Jake		0-3	0-1	0-0	0	0	0	0	4	0	0	0	0	31	31	31
Team						3	1	4		1							
Totals			20-53	5-13	10-16	7	26	33	22	55	15	16	5	3	200	200	200

FG % 1st Half: 12-25 48.0% 2nd half: 8-28 28.6% Game: 20-53 37.7%
 3FG % 1st Half: 5-10 50.0% 2nd half: 0-3 0.0% Game: 5-13 38.5%
 FT % 1st Half: 7-11 63.6% 2nd half: 3-5 60.0% Game: 10-16 62.5%

Washington 73 • 2-0

#	Player	Total			3-Ptr			Rebounds			PF	TP	A	TO	Blk	Stl	Min
		FG	FGA	FT	FTA	Off	Def	Tot	PF	TP							
04	Matisse Thybulle	f	3-10	1-6	2-2	1	5	6	4	9	0	1	6	1	29	29	29
15	Noah Dickerson	f	6-8	0-0	6-8	1	5	6	4	18	0	2	2	0	23	23	23
33	Sam Timmins	f	2-5	0-0	0-0	5	1	6	2	4	0	2	0	0	1	18	18
01	David Crisp	g	4-12	2-6	3-4	0	3	3	3	13	7	1	0	2	36	36	36
05	Jaylen Nowell	g	7-15	1-3	2-2	0	3	3	3	17	3	0	0	1	36	36	36
11	Nahziah Carter		2-7	0-4	0-0	1	0	1	1	4	0	0	0	0	11	11	11
13	Hameir Wright		1-2	0-1	0-0	1	2	3	4	2	1	1	0	0	17	17	17
14	Bryan Penn-Johnson		0-1	0-0	0-0	0	1	1	1	0	0	0	0	0	3	3	3
22	Dominic Green		1-5	1-5	3-4	0	4	4	1	6	0	1	0	1	27	27	27
Team						3	3	6									
Totals			26-65	5-25	16-20	12	27	39	22	73	11	8	9	6	200	200	200

FG % 1st Half: 11-37 29.7% 2nd half: 15-28 53.6% Game: 26-65 40.0%
 3FG % 1st Half: 2-18 11.1% 2nd half: 3-7 42.9% Game: 5-25 20.0%
 FT % 1st Half: 3-4 75.0% 2nd half: 13-16 81.3% Game: 16-20 80.0%

Officials: Technical fouls: WKU-None. Washington-None.
 Attendance: 5721
 2018-19 Men's Basketball. Round: 0. Washington vs Western Ky.. Played at .

Score by periods	1st	2nd	Total
WKU	36	19	55
Washington	27	46	73

Last FG - WKU 2nd-03:18, WASH 2nd-02:42.
 Largest lead - WKU by 9 1st-00:26, WASH by 18 2nd-00:21.
 WKU led for 07:04. WASH led for 27:04. Game was tied for 05:52.

Score tied - 8 times.
 Lead changed - 6 times.

EXHIBITION 2

Nov. 3, 2018 • WKU 96, Kentucky Wesleyan 71

Official Basketball Box Score -- Game Totals -- Final Statistics
Kentucky Wesleyan vs WKU
11/03/18 2 p.m. CT at Bowling Green, Ky. (E.A. Diddle Arena)

Kentucky Wesleyan 71 • 0-0

#	Player	Total			3-Ptr			Rebounds			PF	TP	A	TO	Blk	Stl	Min
		FG	FGA	FT	FTA	Off	Def	Tot	PF	TP							
15	URKIS, Amandas	f	3-5	3-5	0-0	1	0	1	3	9	0	0	0	0	0	12	12
43	MAYOT, Deng	f	1-4	1-2	3-4	2	3	5	5	6	0	3	0	0	0	15	15
05	GOETZ, Adam	g	6-19	4-11	3-4	0	5	5	0	19	6	1	0	0	35	35	35
21	DIXON, Tarik	g	0-7	0-5	0-0	1	1	2	4	0	2	0	0	1	18	18	18
33	HOPEWELL, Zach	g	5-9	3-7	4-4	0	3	3	1	17	0	1	0	0	23	23	23
00	ABU ARISHA, Mohamed		1-4	0-3	0-0	2	4	6	1	2	1	2	0	0	0	26	26
01	FORT, Nick		3-4	1-1	0-1	0	0	0	2	7	1	0	0	0	12	12	12
02	BOYLE, Nathan		0-0	0-0	0-0	0	0	0	0	0	0	0	0	0	1	1	1
03	BEZOLD, Tyler		1-2	1-2	2-2	1	0	1	3	5	2	1	0	0	11	11	11
04	BELL, Erik		0-3	0-1	0-0	0	0	0	2	0	1	1	0	0	16	16	16
11	CARTWRIGHT, Camero		0-1	0-1	0-0	0	1	1	0	0	0	1	0	0	4	4	4
12	NOFFSINGER, Hunter		0-0	0-0	0-0	0	0	0	0	0	0	0	0	0	0	0	0
20	GODWIN, Zayon		2-5	0-3	2-5	2	2	4	4	6	2	0	2	0	21	21	21
44	SEATON, Cameron		0-0	0-0	0-0	0	0	0	0	0	0	0	0	0	1	1	1
Team						1	0	1		2							
Totals			22-64	13-41	14-20	10	19	29	25	71	15	12	2	1	200	200	200

FG % 1st Half: 9-32 28.1% 2nd half: 13-32 40.6% Game: 22-64 34.4%
 3FG % 1st Half: 5-20 25.0% 2nd half: 8-21 38.1% Game: 13-41 31.7%
 FT % 1st Half: 7-9 77.8% 2nd half: 7-11 63.6% Game: 14-20 70.0%</

GAME 3

Nov. 15, 2018 • WKU 83, Valparaiso 71

Official Basketball Box Score -- Game Totals -- Final Statistics
Valparaiso vs Western Ky.
11/15/18 5:00 pm at HTC Center (Conway, SC)

Valparaiso 71 • 1-1

#	Player	Total			3-Ptr			Rebounds			PF	TP	A	TO	Blk	Stl	Min
		FG-FGA	FG-FGA	FT-FTA	FG-FGA	FG-FGA	FT-FTA	Off	Def	Tot							
21	Smits, Derrick	c	2-5	0-0	0-0	1	1	2	5	4	0	0	0	0	0	0	8
00	Freeman, Javon	g	4-9	2-6	0-0	0	1	1	4	10	2	2	0	2	2	25	
00	Lavender, Deion	g	1-3	1-1	5-6	0	2	2	1	8	7	4	0	1	31		
00	Evelyn, Bakari	g	4-15	3-8	0-0	2	2	4	3	11	4	3	0	0	0	29	
35	Fazekas, Ryan	g	5-14	2-10	2-3	0	4	4	3	14	1	0	0	1	29		
03	Sackey, Daniel		0-2	0-2	0-0	0	0	0	0	0	0	1	0	0	0	7	
05	Golder, Markus		5-7	0-2	5-6	5	3	8	1	15	1	0	0	1	31		
23	McMillan, Mileek		2-5	1-2	2-2	2	1	3	4	7	0	0	0	0	0	25	
33	Kiser, John		1-1	0-0	0-1	1	1	2	3	2	0	1	0	0	0	15	
Team						2	3	5						1			
Totals			24-61	9-31	14-18	13	18	31		24	71	15	12	0	5	200	
FG % 1st Half: 14-31		45.2%	2nd half: 10-30		33.3%	Game: 24-61		39.3%	Deadball								
3FG % 1st Half: 5-17		29.4%	2nd half: 4-14		28.6%	Game: 9-31		29.0%	Rebounds								
FT % 1st Half: 6-8		75.0%	2nd half: 8-10		80.0%	Game: 14-18		77.8%	1								

Western Ky. 83 • 2-1

#	Player	Total			3-Ptr			Rebounds			PF	TP	A	TO	Blk	Stl	Min
		FG-FGA	FG-FGA	FT-FTA	FG-FGA	FG-FGA	FT-FTA	Off	Def	Tot							
02	SAVAGE, Jared	f	6-11	5-9	8-10	2	1	3	2	25	2	0	0	1	37		
13	MURRAY, Desean	f	3-8	0-0	5-5	4	1	5	1	11	3	2	0	1	26		
23	BASSEY, Charles	c	2-4	0-0	4-8	2	4	6	3	8	1	4	3	0	26		
04	ANDERSON, Josh	g	4-8	1-1	0-2	2	5	7	2	9	3	3	1	3	30		
11	HOLLINGSWORTH, T.	g	9-16	3-5	2-5	2	7	9	2	23	2	1	0	3	37		
00	SMITH, Tolu		2-3	0-0	0-0	0	2	2	4	4	0	2	0	0	12		
00	HORTON, Matt		0-0	0-0	0-0	0	0	0	0	0	0	0	0	0	2		
14	NELSON, Marek		1-1	0-0	0-1	1	3	4	3	2	1	0	0	0	14		
20	BANTON, Dalano		0-0	0-0	1-2	0	1	1	2	1	0	1	0	0	10		
21	OHMER, Jake		0-2	0-2	0-0	0	0	0	0	0	1	0	0	0	6		
Team						1	3	4						1			
Totals			27-53	9-17	20-33	14	27	41		19	83	13	14	4	8	200	
FG % 1st Half: 15-27		55.6%	2nd half: 12-26		46.2%	Game: 27-53		50.9%	Deadball								
3FG % 1st Half: 6-10		60.0%	2nd half: 3-7		42.9%	Game: 9-17		52.9%	Rebounds								
FT % 1st Half: 13-20		65.0%	2nd half: 7-13		53.8%	Game: 20-33		60.6%	7								

Officials: Gerry Pollard, Kelly Self, Barry Mathis
Technical fouls: Valparaiso-None. Western Ky-None.
Attendance: 3620
2018-19 Men's Basketball. Round: 0. Valparaiso vs Western Ky.. Played at .

Score by periods	1st	2nd	Total
Valparaiso	39	32	71
Western Ky.	49	34	83

Last FG - VU 2nd-02:22, WKU 2nd-01:40.
Largest lead - VU by 5 1st-16:43, WKU by 14 2nd-01:40.
VU led for 07:07. WKU led for 31:37. Game was tied for 01:16.
Score tied - 5 times.
Lead changed - 6 times.

GAME 4

Nov. 16, 2018 • WKU 63, RV/No. 13 West Virginia 57



Official Basketball Box Score -- Game Totals -- Final Statistics
WKU vs West Virginia
11/16/18 9:00 PM ET at HTC Center (Conway, SC)



WKU 63 • 3-1

#	Player	Total			3-Ptr			Rebounds			PF	TP	A	TO	Blk	Stl	Min
		FG-FGA	FG-FGA	FT-FTA	FG-FGA	FG-FGA	FT-FTA	Off	Def	Tot							
02	SAVAGE, Jared	*	3-10	2-4	3-3	0	2	2	4	11	0	1	0	4	38		
04	ANDERSON, Josh	*	4-12	0-1	4-4	1	2	3	2	12	2	3	1	4	32		
11	HOLLINGSWORTH, T.	*	3-11	0-3	7-8	1	1	2	0	13	0	3	1	4	38		
13	MURRAY, Desean	*	1-3	0-0	3-7	1	3	4	4	5	0	0	1	0	16		
23	BASSEY, Charles	*	3-7	0-1	7-8	4	11	15	4	13	0	3	1	2	31		
00	SMITH, Tolu		3-7	0-0	3-3	1	1	2	2	9	1	0	0	0	9		
14	NELSON, Marek		0-2	0-0	0-0	2	0	2	4	0	1	0	0	1	17		
20	BANTON, Dalano		0-1	0-0	0-0	0	2	2	1	0	0	2	1	0	11		
21	OHMER, Jake		0-0	0-0	0-1	0	0	0	1	0	0	0	0	0	8		
Team						2	1	3						1			
Totals			17-53	2-9	27-34	12	23	35		22	63	4	13	5	15	200	
FG % 1st Half: 8-26		30.8%	2nd half: 9-27		33.3%	Game: 17-53		32.1%	Deadball								
3FG % 1st Half: 2-5		40.0%	2nd half: 0-4		0.0%	Game: 2-9		22.2%	Rebounds								
FT % 1st Half: 15-17		88.2%	2nd half: 12-17		70.6%	Game: 27-34		79.4%	2								

West Virginia 57 • 1-2

#	Player	Total			3-Ptr			Rebounds			PF	TP	A	TO	Blk	Stl	Min
		FG-FGA	FG-FGA	FT-FTA	FG-FGA	FG-FGA	FT-FTA	Off	Def	Tot							
03	James Bolden	*	4-11	2-5	0-0	1	3	4	5	10	3	5	1	0	22		
04	Chase Harler	*	4-7	1-2	0-0	1	2	3	0	9	2	2	0	1	33		
15	Lamont West	*	1-6	1-6	4-4	0	6	6	3	7	0	0	2	1	23		
23	Esa Ahmad	*	4-13	0-3	4-5	3	2	5	2	12	1	4	1	1	34		
50	Sagaba Konate	*	1-6	0-3	3-4	1	5	6	4	5	1	1	3	2	26		
02	Brandon Knapper		1-3	1-2	0-0	0	2	2	2	3	2	2	0	1	14		
05	Jordan McCabe		1-2	1-2	0-0	0	0	0	0	3	0	2	0	0	5		
10	Jermaine Haley		1-1	0-0	1-2	0	1	1	1	3	0	1	0	0	8		
12	Andrew Gordon		1-2	0-0	0-0	1	0	1	1	2	0	1	0	0	3		
21	Wesley Harris		0-2	0-2	1-2	0	4	4	2	2	2	2	0	1	22		
31	Logan Routt		0-1	0-0	2-2	2	1	3	2	2	0	2	0	0	10		
Team						6	3	9									
Totals			18-54	6-25	15-19	15	29	44		22	57	11	22	7	7	200	
FG % 1st Half: 11-25		44.0%	2nd half: 7-29		24.1%	Game: 18-54		33.3%	Deadball								
3FG % 1st Half: 3-9		33.3%	2nd half: 3-16		18.8%	Game: 6-25		24.0%	Rebounds								
FT % 1st Half: 10-13		76.9%	2nd half: 5-6		83.3%	Game: 15-19		78.9%	2								

Officials: Pat Adams, Ron Groover, Bret Smith
Technical fouls: WKU-None. West Virginia-None.
Attendance: 3370
Game 8 of the Myrtle Beach Invitational

Score by periods	1st	2nd	Total
WKU	33	30	63
West Virginia	35	22	57

Last FG - WKU 2nd-01:03, WV 2nd-01:41.
Largest lead - WKU by 6 2nd-02:41, WV by 6 1st-17:00.
WKU led for 12:36. WV led for 23:21. Game was tied for 04:02.
Score tied - 6 times.
Lead changed - 10 times.

GAME 5

Nov. 18, 2018 • UCF 78, WKU 62



Official Basketball Box Score -- Game Totals -- Final Statistics
UCF vs WKU
11/18/18 6:30 pm at HTC Center (Conway, SC)



UCF 78 • 4-1

#	Player		Total			3-Ptr			Rebounds			PF	TP	A	TO	Blk	Stl	Min
			FG	FGA		FG	FGA	FT	FTA	Off	Def							
35	Smith, Collin	f	1-3		0-0		0-0	2	6	8	4	2	0	2	0	0	17	
24	Fall, Tacko	c	6-8		0-0		1-9	2	4	6	3	13	2	2	2	0	25	
01	Taylor, B.J.	g	3-11		2-4		5-7	1	0	1	0	13	4	2	0	1	37	
02	Allen, Terrell	g	2-5		0-0		4-6	0	2	2	2	8	7	1	0	4	35	
15	Dawkins, Aubrey	g	8-13		5-9		0-0	0	4	4	3	21	4	0	0	0	38	
04	DeJesus, Ceasar		2-3		0-0		0-0	0	2	2	0	4	2	2	0	1	17	
20	Bertz, Frank		3-9		3-7		2-2	1	2	3	1	11	1	1	0	1	18	
21	Brown, Chad		3-3		0-0		0-0	1	4	5	4	6	0	1	1	0	13	
	Team							4	1	5								
	Totals		28-55		10-20		12-24	11	25	36	17	78	21	3	7	200		
	FG % 1st Half:		12-27		44.4%		2nd half: 16-28		57.1%		Game: 28-55		50.9%				Deadball	
	3FG % 1st Half:		3-9		33.3%		2nd half: 7-11		63.6%		Game: 10-20		50.0%				Rebounds	
	FT % 1st Half:		1-6		16.7%		2nd half: 1-8		61.1%		Game: 12-24		50.0%				5	

GAME 7

Dec. 1, 2018 • WKU 88, Tennessee State 74

Official Basketball Box Score -- Game Totals -- Final Statistics
Tennessee State vs WKU
12/01/18 6 p.m. CT at E.A. Diddle Arena (Bowling Green, Ky.)

Tennessee State 74 • 2-5

#	Player	Total		3-Ptr		Rebounds			PF	TP	A	TO	Blk	Stl	Min
		FG-FGA	FG-FGA	FT-FTA	Off	Def	Tot								
02	EGBUTA, Emmanuel	f	1-3	0-0	0-0	0	2	2	5	2	0	2	0	0	15
30	CHAFFEE JR., Stokley	f	5-6	0-0	0-0	2	8	10	4	10	2	1	2	0	24
00	CHANEY, Armani	g	0-1	0-1	0-0	0	1	1	3	0	1	1	0	0	16
03	FITPATRICK-DORSEY	g	8-16	1-3	8-10	2	4	6	3	25	2	1	0	2	37
11	McKNIGHT, Kamar	g	10-15	3-5	7-10	1	2	3	2	30	3	4	0	1	38
01	LITTLEJOHN, Michael		0-4	0-4	0-0	0	0	0	1	0	1	0	0	0	12
04	MOORE, Damarri		0-3	0-0	2-2	1	1	2	5	2	1	2	1	0	21
05	MORRIS, Dave		0-0	0-0	0-0	0	0	0	3	0	1	2	0	0	10
10	DAVIS, Tripp		0-2	0-0	2-3	0	2	2	2	2	1	2	0	1	14
22	CUMMINGS, Daniel		1-3	1-3	0-0	1	0	1	3	3	0	0	0	0	9
23	HENDERSON, Dajion		0-1	0-0	0-0	0	0	0	3	0	0	3	0	0	4
	Team					3	1	4							
	Totals		25-54	5-18	19-25	10	21	31	34	74	12	18	3	4	200

FG % 1st Half: 13-25 52.0% 2nd half: 12-29 41.4% Game: 25-54 46.3% Deadball
 3FG % 1st Half: 2-6 33.3% 2nd half: 3-12 25.0% Game: 5-18 27.8% Rebounds
 FT % 1st Half: 5-7 71.4% 2nd half: 14-18 77.8% Game: 19-25 76.0% 4

WKU 88 • 4-3

#	Player	Total		3-Ptr		Rebounds			PF	TP	A	TO	Blk	Stl	Min
		FG-FGA	FG-FGA	FT-FTA	Off	Def	Tot								
13	MURRAY, Desean	f	5-10	0-0	7-8	5	3	8	5	17	1	1	0	0	25
23	BASSEY, Charles	c	2-4	1-1	0-0	1	6	7	3	5	0	3	2	3	30
02	SAVAGE, Jared	g	3-11	1-8	13-13	0	3	3	1	20	0	1	1	1	39
04	ANDERSON, Josh	g	5-6	0-0	5-6	0	1	1	4	15	1	0	1	3	28
11	HOLLINGSWORTH, T.	g	5-11	2-4	7-9	1	2	3	2	19	3	6	1	0	39
00	SMITH, Tolu		3-4	0-0	0-0	1	1	2	1	6	1	0	1	0	10
05	HORTON, Matt		1-1	0-0	2-6	1	2	3	2	4	0	1	1	0	9
14	NELSON, Marek		0-0	0-0	2-2	0	1	1	2	2	0	1	0	0	11
20	BANTON, Dalano		0-1	0-0	0-1	0	1	1	1	0	0	0	0	0	9
	Team					1	1	2							
	Totals		24-48	4-13	36-45	10	21	31	21	88	6	14	7	7	200

FG % 1st Half: 9-20 45.0% 2nd half: 15-28 53.6% Game: 24-48 50.0% Deadball
 3FG % 1st Half: 3-7 42.9% 2nd half: 1-6 16.7% Game: 4-13 30.8% Rebounds
 FT % 1st Half: 17-21 81.0% 2nd half: 19-24 79.2% Game: 36-45 80.0% 2

Officials: Jeb Hartness, Clyde Owens, Isaac Barnett
 Technical fouls: Tennessee State-TEAM. WKU-None.
 Attendance: 6071

Score by periods	1st	2nd	Total
Tennessee State	33	41	74
WKU	38	50	88

Last FG - TSU 2nd-00:42, WKU 2nd-00:59.
 Largest lead - TSU by 3 1st-17:16, WKU by 15 2nd-15:09.
 TSU led for 02:16. WKU led for 37:03. Game was tied for 00:41.

Points	In	Off	2nd	Fast	Bench
TSU	Paint	T/O	Chance	Break	7
WKU	32	9	14	4	12

Score tied - 1 time.
 Lead changed - 4 times.

GAME 8

Dec. 5, 2018 • Missouri State 84, WKU 78

Official Basketball Box Score -- Game Totals -- Final Statistics
Western Kentucky vs Missouri State
12/05/18 7:02 p.m. at JQH Arena, Springfield, Mo.

Western Kentucky 78 • 4-4

#	Player	Total		3-Ptr		Rebounds			PF	TP	A	TO	Blk	Stl	Min
		FG-FGA	FG-FGA	FT-FTA	Off	Def	Tot								
02	Jared Savage	f	1-9	1-4	0-0	0	2	2	2	3	1	1	0	2	38
13	Desean Murray	f	3-7	2-2	2-2	1	4	5	0	10	3	1	1	1	24
23	Charles Bassey	c	6-9	0-1	5-6	3	7	10	2	17	1	3	2	2	36
04	Josh Anderson	g	6-10	0-0	0-1	0	2	2	4	12	0	1	0	2	32
11	T. Hollingsworth	g	9-15	4-7	2-2	1	0	1	0	24	4	4	0	1	37
00	Tolu Smith		0-2	0-0	2-4	0	0	0	3	2	0	2	0	0	14
14	Marek Nelson		1-2	0-0	0-0	1	3	4	0	2	0	0	0	0	10
20	Dalano Banton		3-3	1-1	1-1	0	1	1	2	8	1	0	0	0	9
	Team					0	0	0							
	Totals		29-57	8-15	12-16	6	19	25	13	78	10	12	3	8	200

FG % 1st Half: 10-26 38.5% 2nd half: 19-31 61.3% Game: 29-57 50.9% Deadball
 3FG % 1st Half: 2-5 40.0% 2nd half: 6-10 60.0% Game: 8-15 53.3% Rebounds
 FT % 1st Half: 7-9 77.8% 2nd half: 5-7 71.4% Game: 12-16 75.0% 2

Missouri State 84 • 4-5

#	Player	Total		3-Ptr		Rebounds			PF	TP	A	TO	Blk	Stl	Min
		FG-FGA	FG-FGA	FT-FTA	Off	Def	Tot								
05	Obediah Church	f	3-6	1-1	0-0	0	2	2	1	7	1	3	2	1	25
30	Tulio Da Silva	f	8-12	2-4	0-0	3	3	6	1	18	1	2	0	0	29
00	Josh Webster	g	3-4	0-1	1-2	0	1	1	2	7	4	2	1	1	31
11	Jarred Dixon	g	4-7	2-4	1-2	1	2	3	2	11	5	1	0	1	27
20	Ryan Kreklow	g	5-10	3-8	2-2	0	7	7	0	15	3	1	0	0	31
01	Keandre Cook		5-12	2-6	3-3	1	2	3	1	15	1	4	0	2	24
10	Szymon Wojcik		3-5	1-3	0-0	0	1	1	2	7	0	0	1	0	12
23	Kabir Mohammed		2-4	0-0	0-0	0	3	3	6	1	4	0	0	0	20
25	Darian Scott		0-0	0-0	0-0	0	0	0	1	0	0	0	0	0	1
	Team					1	2	3							
	Totals		33-60	11-27	7-9	9	23	32	11	84	15	13	4	5	200

FG % 1st Half: 12-32 37.5% 2nd half: 21-28 75.0% Game: 33-60 55.0% Deadball
 3FG % 1st Half: 3-15 20.0% 2nd half: 8-12 66.7% Game: 11-27 40.7% Rebounds
 FT % 1st Half: 1-2 50.0% 2nd half: 6-7 85.7% Game: 7-9 77.8% 1,1

Officials: Antinio Petty, Gene Grimshaw, James Durham
 Technical fouls: Western Kentucky-None. Missouri State-Tulio Da Silva.
 Attendance: 4893

Score by periods	1st	2nd	Total
Western Kentucky	29	49	78
Missouri State	28	56	84

Last FG - WKU 2nd-00:44, MSU 2nd-00:50.
 Largest lead - WKU by 9 1st-09:09, MSU by 15 2nd-06:26.
 WKU led for 16:36. MSU led for 22:47. Game was tied for 00:37.

Points	In	Off	2nd	Fast	Bench
WKU	Paint	T/O	Chance	Break	12
MSU	32	10	8	6	26

Score tied - 2 times.
 Lead changed - 11 times.

OVERALL SEASON STATISTICS

RECORD:	OVERALL	HOME	AWAY	NEUTRAL
ALL GAMES	4-4	2-0	0-3	2-1
CONFERENCE	0-0	0-0	0-0	0-0
NON-CONFERENCE	4-4	2-0	0-3	2-1

##	Player	gp-gs	min	avg	Total		3-Point		F-Throw		Rebounds				pf	dq	a	to	blk	stl	pts	avg
					fg-fga	fg%	3fg-fga	3fg%	ft-fta	ft%	off	def	tot	avg								
11	HOLLINGSWORTH, T.	8-8	295	36.9	47-103	.456	14-32	.438	30-39	.769	10	24	34	4.3	9	0	19	21	3	16	138	17.3
02	SAVAGE, Jared	8-8	300	37.5	32-94	.340	18-54	.333	31-34	.912	3	23	26	3.3	22	1	9	8	1	8	113	14.1
23	BASSEY, Charles	8-8	240	30.0	39-65	.600	3-5	.600	29-43	.674	26	51	77	9.6	24	1	5	20	19	13	110	13.8
13	MURRAY, Desean	7-6	152	21.7	25-55	.455	3-7	.429	23-30	.767	16	17	33	4.7	15	1	12	9	3	6	76	10.9
04	ANDERSON, Josh	8-7	210	26.3	23-51	.451	2-5	.400	9-13	.692	4	18	22	2.8	27	1	15	22	8	14	57	7.1
00	SMITH, Tolu	8-0	76	9.5	12-21	.571	0-0	.000	6-11	.545	2	14	16	2.0	19	0	2	5	1	0	30	3.8
14	NELSON, Marek	8-2	126	15.8	7-21	.333	0-0	.000	5-10	.500	7	11	18	2.3	19	0	5	7	2	4	19	2.4
20	BANTON, Dalano	8-1	110	13.8	7-19	.368	1-6	.167	3-7	.429	3	17	20	2.5	13	0	12	10	3	0	18	2.3
05	HORTON, Matt	4-0	23	5.8	2-2	1.000	0-0	.000	4-10	.400	2	6	8	2.0	6	0	0	2	2	1	8	2.0
21	OHMER, Jake	6-0	68	11.3	0-9	.000	0-4	.000	0-1	.000	1	1	2	0.3	2	0	7	3	0	1	0	0.0
12	DIAGNE, Moustapha	1-0	2	2.0	0-1	.000	0-1	.000	0-0	.000	0	0	0	0.0	0	0	0	0	0	0	0	0.0
Team											15	11	26				5					
Total.....		8	1602		194-441	.440	41-114	.360	140-198	.707	89	193	282	35.2	156	4	86	112	42	63	569	71.1
Opponents.....		8	1602		202-464	.435	63-189	.333	104-151	.689	93	188	281	35.1	166	-	107	110	33	45	571	71.4

TEAM STATISTICS	WKU	OPP	Date	Opponent	Score	Att.
SCORING	569	571	11/06/18	at Washington	L 55-73	5721
Points per game	71.1	71.4	11/10/18	UT MARTIN	w 86-71	5815
Scoring margin	-0.2	-	11/15/18	vs Valparaiso	w 83-71	3620
FIELD GOALS-ATT	194-441	202-464	11/16/18	vs West Virginia	w 63-57	3370
Field goal pct	.440	.435	11/18/18	vs UCF	L 62-78	3018
3 POINT FG-ATT	41-114	63-189	11/24/18	at Indiana St.	L 54-63	3032
3-point FG pct	.360	.333	12/01/18	TENNESSEE STATE	w 88-74	6071
3-pt FG made per game	5.1	7.9	12/05/18	at Missouri State	L 78-84	4893
FREE THROWS-ATT	140-198	104-151	* - Conference game			
Free throw pct	.707	.689				
F-Throws made per game	17.5	13.0				
REBOUNDS	282	281				
Rebounds per game	35.2	35.1				
Rebounding margin	+0.1	-				
ASSISTS	86	107				
Assists per game	10.8	13.4				
TURNOVERS	112	110				
Turnovers per game	14.0	13.8				
Turnover margin	-0.2	-				
Assist/turnover ratio	0.8	1.0				
STEALS	63	45				
Steals per game	7.9	5.6				
BLOCKS	42	33				
Blocks per game	5.3	4.1				
ATTENDANCE	11886	23654				
Home games-Avg/Game	2-5943	3-4549				
Neutral site-Avg/Game	-	3-3336				

Score by Periods	1st	2nd	Totals
WKU	294	275	569
Opponents	259	312	571

RADIO/TV GUIDE



00 | Tolu Smith
Fr. | F | 6-10 | 240




1 | Lamonte Bearden
R-Sr. | G | 6-3 | 170



2 | Jared Savage
R-Jr. | G/F | 6-5 | 200



4 | Josh Anderson
So. | G | 6-6 | 195



5 | Matt Horton
Jr. | F | 6-11 | 235




10 | Jeremiah Gambrell
Fr. | G | 6-2 | 160



11 | Taveion Hollingsworth
So. | G | 6-2 | 165




12 | Moustapha Diagne
R-Jr. | F | 6-9 | 230



13 | Desean Murray
Gr-Sr. | F | 6-4 | 215



14 | Marek Nelson
So. | F | 6-7 | 185



20 | Dalano Banton
Fr. | G | 6-8 | 190



21 | Jake Ohmer
So. | G | 6-1 | 180



23 | Charles Bassey
Fr. | C | 6-11 | 245



Patrick Murphy
Jr. | G | 6-5 | 175



Carson Williams
Jr. | F | 6-5 | 230